

Incremental Network Design with Maximum Flows

Thomas Kalinowski[†] Dmytro Matsypura^{*}
 Martin W.P. Savelsbergh[†]

[†]*University of Newcastle, Australia* ^{*}*University of Sydney, Australia*

21 December 2013

Abstract

We study an incremental network design problem, where in each time period of the planning horizon an arc can be added to the network and a maximum flow problem is solved, and where the objective is to maximize the cumulative flow over the entire planning horizon. After presenting two mixed integer programming (MIP) formulations for this NP-complete problem, we describe several heuristics and prove performance bounds for some special cases. In a series of computational experiments, we compare the performance of the MIP formulations as well as the heuristics, and we find small instances for which the heuristics fail to find an optimal solution.

1 Introduction

In the planning process for many network infrastructures, when the network is constructed over a significant period of time, the properties of the intermediate partial networks have to be taken into account. *Incremental network design*, introduced in [2], represents a class of optimization problems capturing that feature and combining two types of decisions: which arcs should be added to a given network in order to achieve a certain goal, and when should these arcs be added?

Variants of this problem have been studied in diverse contexts, for instance, the design of transportation networks [4, 12], network infrastructure restoration after disruptions due to natural disasters [1, 5, 6], and the transformation of an electrical power grid into a smart grid [7, 8].

A general class of mathematical optimization problems that captures essential features of the described decision problems, and includes the problem discussed in this paper as a special case, was introduced in [9, 10], where an *integrated network design and scheduling* problem is specified by (1) a scheduling environment that describes the available resources for adding arcs to the network, (2) a performance measure, which prescribes how a given network is evaluated (for instance by the shortest s - t path or by the maximum s - t flow in the network), and (3) by the optimization goal, which is either to reach a certain level of performance as quickly as possible or to optimize the cumulative performance over the entire planning horizon.

We focus on the special case corresponding to incremental network design as introduced in [2]. Our scheduling environment is such that at most one arc can be added to the network in each time period, and we optimize the cumulative performance, i.e., the sum of the performance measures of the networks in all time periods. Even in this simple setting, the problem has been shown to be NP-complete for classical network optimization problems: for the shortest s - t path problem in [2], and for the maximum s - t flow problem in [10]. Interestingly, the incremental variant of the minimum spanning tree problem can be solved efficiently by a greedy algorithm [3], while it becomes NP-complete in the more general setup of [10]. The performance measure considered in this paper is the value of a maximum s - t flow.

In Section 2, we introduce notation, state the problem precisely, and present two MIP formulations. In Section 3, we describe three heuristics, the first one seeks to increment the flow as quickly as possible, the second seeks to reach a maximum flow as quickly as possible, and the third one is a hybrid of the first two. In Section 4, we prove performance guarantees for the first two heuristics in special cases: for unit capacity networks they provide a 2-approximation algorithm and a 3/2-approximation algorithm, respectively, and these bounds can be strengthened, when the network has a special structure. Section 5 discusses the results of a set of computational experiments using randomly generated instances. After describing the instance generation, we compare the performance of the two MIP formulations, and test the heuristics on some hard instances. In addition, we use complete enumeration to identify the smallest instances for which the heuristics fail to produce an optimal solution. We end, in Section 6, with some final remarks.

2 Problem formulation

We are given a network $D = (N, A)$ with node set N and arc set $A = A_e \cup A_p$, where A_e contains existing arcs and A_p contains potential arcs, as well as a source $s \in N$ and sink $t \in N$. For each arc, we are given a capacity $u_a > 0$, and for every node $v \in N$, we denote with $\delta^{\text{in}}(v)$ and $\delta^{\text{out}}(v)$ the set of arcs entering v and the set of arcs leaving v , respectively. Let $T > |A_p|$ be the length of the planning horizon. In every period, we have the option to expand the useable network, which initially consists of only the existing arcs, by “building” a single potential arc $a \in A_p$, which will be available for use in the following time period. In every period, the value of a maximum s - t flow is recorded (using only useable arcs, i.e., existing arcs and potential arcs that have been built in previous periods). The objective is to maximize the total flow over the planning horizon. Note that the length of the planning horizon ensures that every potential arc can be built. We refer to a maximum s - t flow using only existing arcs as an *initial maximum flow*, and to a maximum flow for the complete network as an *ultimate maximum flow*. This problem is strongly NP-hard [10] even when restricted to instances where every existing arc has capacity 1 and every potential arc has capacity 3. (A simple proof of this result can be found in the Appendix A.)

The problem can be formulated as a mixed integer program. For every $a \in A$ and $k \in \{1, \dots, T\}$, we have a flow variable $x_{ak} \geq 0$, and for every $a \in A_p$ and $k \in \{1, \dots, T\}$, we have a binary variable y_{ak} which indicates if arc a is built before period k ($y_{ak} = 1$) or

not ($y_{ak} = 0$). The incremental maximum flow problem is then

$$\max \sum_{k=1}^T \left(\sum_{a \in \delta^{\text{out}}(s)} x_{ak} - \sum_{a \in \delta^{\text{in}}(s)} x_{ak} \right)$$

subject to

$$\begin{aligned} \sum_{a \in \delta^{\text{out}}(v)} x_{ak} - \sum_{a \in \delta^{\text{in}}(v)} x_{ak} &= 0 && \text{for } v \in N \setminus \{s, t\}, k \in \{1, \dots, T\}, \\ x_{ak} &\leq u_a && \text{for } a \in A_e, k \in \{1, \dots, T\}, \\ x_{ak} &\leq u_a y_{ak} && \text{for } a \in A_p, k \in \{1, \dots, T\}, \\ y_{ak} &\geq y_{a, k-1} && \text{for } a \in A_p, k \in \{2, \dots, T\}, \\ y_{a1} &= 0 && \text{for } a \in A_p, \\ \sum_{a \in A_p} (y_{ak} - y_{a, k-1}) &\leq 1 && \text{for } k \in \{2, \dots, T-1\}, \\ x_{ak} &\geq 0 && \text{for } a \in A, k \in \{1, \dots, T\}, \\ y_{ak} &\in \{0, 1\} && \text{for } a \in A_p, k \in \{1, \dots, T\}. \end{aligned}$$

We denote this formulation by IMFP¹.

A potential weakness of IMFP¹ is that it may suffer from symmetry. If multiple arcs need to be build to increase the maximum s - t flow, then the order in which these arcs are build does not matter, which introduces alternative, symmetrical solutions. Next, we present an alternative MIP formulation which avoids this difficulty. Let f and F denote the initial and the ultimate maximum flow value, respectively, and let $r = F - f$. We introduce binary variables y_{ak} for $a \in A_p$ and $k = 1, 2, \dots, r$ with the interpretation

$$y_{ak} = \begin{cases} 1 & \text{if arc } a \text{ is build while the max flow value is less than } f + k, \\ 0 & \text{otherwise.} \end{cases}$$

The number of time periods with maximum flow value f is $\sum_{a \in A_p} y_{a1}$, and for $k = 1, \dots, r-1$, the number of time periods with maximum flow value $f + k$ is $\sum_{a \in A_p} (y_{a, k+1} - y_{ak})$. Consequently, the total flow is

$$f \sum_{a \in A_p} y_{a1} + \sum_{k=1}^{r-1} (f + k) \sum_{a \in A_p} (y_{a, k+1} - y_{ak}) + F \left(T - \sum_{a \in A_p} y_{ar} \right) = TF - \sum_{a \in A_p} \sum_{k=1}^r y_{ak}.$$

Hence the incremental maximum flow problem can also be formulated as follows

$$\min \sum_{a \in A_p} \sum_{k=1}^r y_{ak}$$

subject to

$$\begin{aligned}
\sum_{a \in \delta^{\text{out}}(v)} x_{ak} - \sum_{a \in \delta^{\text{in}}(v)} x_{ak} &= \begin{cases} 0 & \text{for } v \notin \{s, t\} \\ f + k & \text{for } v = s \\ -f - k & \text{for } v = t \end{cases} & \text{for } v \in N, k \in \{1, \dots, r\}, \\
x_{ak} &\leq u_a & \text{for } a \in A_e, k \in \{1, \dots, r\}, \\
x_{ak} &\leq u_a y_{ak} & \text{for } a \in A_p, k \in \{1, \dots, r\}, \\
y_{ak} &\leq y_{a, k+1} & \text{for } a \in A_p, k \in \{1, \dots, r-1\}, \\
x_{ak} &\geq 0 & \text{for } a \in A, k \in \{1, \dots, r\}, \\
y_{ak} &\in \{0, 1\} & \text{for } a \in A_p, k \in \{1, \dots, r\}.
\end{aligned}$$

We denote this formulation by IMFP².

Observe that the size of IMFP¹ strongly depends on the length of the planning horizon, whereas the size of IMFP² strongly depends on the difference between the initial and ultimate maximum flow values.

3 Heuristics

In this section, we introduce two natural strategies for trying to obtain high quality solutions: (1) getting a flow increment as quickly as possible, and (2) reaching a maximum possible flow as quickly as possible, as well as a hybrid strategy.

3.1 Quickest flow increment

A natural greedy strategy is to build the arcs such that a flow increment is always reached as quickly as possible. Suppose we have already built the arcs in $B \subseteq A_p$ to reach a maximum flow value $f + k$. A smallest set of potential arcs to be built, in addition to B , to reach a flow of value at least $f + k + 1$ can be determined by solving a fixed charge network flow problem: find a flow of value $f + k + 1$ where arcs in $A_e \cup B$ have zero cost, and arcs in $A_p \setminus B$ incur a cost of 1 if they carry a nonzero flow. More formally, in order to determine the smallest number of potential arcs that have to be built to increase the flow from $f + k$ to at least $f + k + 1$, we solve the problem MINARCS($B, k + 1$):

$$\begin{aligned}
\min z &= \sum_{a \in A_p \setminus B} y_a \\
\text{subject to } \sum_{a \in \delta^{\text{out}}(v)} x_a - \sum_{a \in \delta^{\text{in}}(v)} x_a &= \begin{cases} 0 & \text{for } v \notin \{s, t\} \\ f + k + 1 & \text{for } v = s \\ -f - k - 1 & \text{for } v = t \end{cases} & \text{for } v \in N, \\
x_a &\leq u_a & \text{for } a \in A_e \cup B, \\
x_a &\leq u_a y_a & \text{for } a \in A_p \setminus B, \\
x_a &\geq 0 & \text{for } a \in A, \\
y_a &\in \{0, 1\} & \text{for } a \in A_p \setminus B.
\end{aligned}$$

Next, among all the possibilities that increase the flow by building the smallest possible number of potential arcs, we want to choose one that maximizes the flow increase. Given the optimal value z^* for the problem $\text{MINARCS}(B, k + 1)$, this can be achieved by solving another MIP, denoted by $\text{MAXVAL}(B, z^*)$:

$$\begin{aligned}
& \max \xi \\
\text{subject to} \quad & \sum_{a \in \delta^{\text{out}}(v)} x_a - \sum_{a \in \delta^{\text{in}}(v)} x_a = \begin{cases} 0 & \text{for } v \notin \{s, t\} \\ \xi & \text{for } v = s \\ -\xi & \text{for } v = t \end{cases} \quad \text{for } v \in N, \\
& x_a \leq u_a \quad \text{for } a \in A_e \cup B, \\
& x_a \leq u_a y_a \quad \text{for } a \in A_p \setminus B, \\
& \sum_{a \in A_p \setminus B} y_a = z^* \\
& x_a \geq 0 \quad \text{for } a \in A, \\
& y_a \in \{0, 1\} \quad \text{for } a \in A_p \setminus B.
\end{aligned}$$

The greedy heuristic is described formally in Algorithm 1 (assuming the entire set A_p is provided as input). In general, this heuristic still requires the solution of MIPs MI-

Algorithm 1: Quickest-increment

input : $\overline{A}_p \subset A_p$
 $D \leftarrow (V, A)$ with $A = A_e \cup \overline{A}_p$;
 $B \leftarrow \emptyset$ { initialize the set of built arcs } ;
 $k \leftarrow 0$ { index of initial flow value } ;
while $k < F - f$ **do**
 $z^* \leftarrow$ optimal value of $\text{MINARCS}(B, k + 1)$;
 $(x, y) \leftarrow$ optimal solution for $\text{MAXVAL}(B, z^*)$;
 { add potential arcs to be built to reach a flow of at least $f + k + 1$ } ;
 $B \leftarrow B \cup \{a \in \overline{A}_p : y_a = 1\}$;
 $k \leftarrow$ (maximum flow value using only arcs in $A_e \cup B$) $- f$;

$\text{NARCS}(B, k + 1)$ and $\text{MAXVAL}(B, z^*)$, hence we do not get a polynomial bound on the runtime. But these MIPs are much smaller than IMFP^1 and IMFP^2 , so we might expect that they can be solved more efficiently. In particular, if the capacities of all potential arcs are equal to 1, then the problems $\text{MINARCS}(B, k + 1)$ reduce to minimum cost flow problems, and their solutions are already optimal for $\text{MAXVAL}(B, z^*)$, because the optimal flow increment is 1. Thus for these instances, the quickest increment heuristic runs in polynomial time.

3.2 Quickest ultimate flow

A potential drawback of the quickest increment heuristic is that it might build arcs which yield (small) flow increments but that are not used in an ultimate maximum flow. To force the heuristic to build arcs that are used in an ultimate maximum flow, we can first determine a smallest set of potential arcs that admit an ultimate maximum flow by finding an optimal solution (x^*, y^*) to the problem $\text{MINARCS}(\emptyset, r)$, and then restricting the arc choices in Algorithm 1 to the arcs used in the optimal solution (x^*, y^*) , i.e., by fixing $y_a = 0$ for all $a \in A_p$ with $y_a^* = 0$. This algorithm is described formally in Algorithm 2. Because the

Algorithm 2: Quickest-ultimate

input : r
 $(x^*, y^*) \leftarrow$ optimal solution for $\text{MINARCS}(\emptyset, r)$;
 $\overline{A}_p \leftarrow \{a : y_a^* = 1\}$;
 $(\tilde{x}, \tilde{y}) \leftarrow$ solution obtained by *Quickest-increment* with input \overline{A}_p ;

smallest set of potential arcs that admits an ultimate maximum flow is unlikely to be unique, it is possible that the initial choice of arcs may not be the best.

3.3 Quickest target flow

Combining the ideas of quickest flow increment and quickest ultimate flow, we can design a general framework. Let $0 = r_0 < r_1 < r_2 < \dots < r_k = r$ be a sequence of target values. Put $B_0 = \emptyset$, and for $i \geq 1$ suppose that we have already determined a set $B_{i-1} \subseteq A_p$ such that the maximum flow value for $A_e \cup B_{i-1}$ is $f + r_{i-1}$. Following the quickest ultimate flow strategy, we can determine a smallest set of potential arcs B_i with $B_{i-1} \subseteq B_i \subseteq A_p$ such that $A_e \cup B_i$ allows a flow of value $f + r_i$, and then we can use the quickest flow increment strategy to specify the order in which the arcs in $B_i \setminus B_{i-1}$ are built. This is described in detail in Algorithm 3. Note that this framework implicitly also provides a risk mitigation

Algorithm 3: Quickest-target

input : $0 = r_0 < r_1 < r_2 < \dots < r_k = r$
 $B_0 \leftarrow \emptyset$;
 $\overline{A}_p \leftarrow \emptyset$;
for $i = 1, \dots, p$ **do**
 $z^* \leftarrow$ optimal objective value for $\text{MINARCS}(B_{i-1}, r_i)$;
 $\xi^* \leftarrow$ optimal objective value for $\text{MAXVAL}(B_{i-1}, z^*)$;
 $(x^*, y^*) \leftarrow$ optimal solution for $\text{MAXVAL}(B_{i-1}, z^*)$;
 $B_i \leftarrow \{a : y_a^* = 1\}$;
 $\overline{A}_p \leftarrow \overline{A}_p \cup B_i$;
 $(\tilde{x}, \tilde{y}) \leftarrow$ solution obtained by *Quickest-increment* with input \overline{A}_p ;

strategy, because we are not locked in to a set of arcs for the entire planning period, as in *Quickest-ultimate*.

4 The unit capacity case

As mentioned in the introduction, the incremental network design problem with maximum flows is strongly NP-hard even when restricted to instances where every existing arc has capacity 1 and every potential arc has capacity 3. That leaves open the possibility that when all arcs have capacity 1, i.e., both existing and potential arcs, the problem is polynomially solvable. Unfortunately, we have been unable to settle the complexity status of the unit-capacity case, but we have been able to derive a number of results regarding the performance of *Quickest-increment* and *Quickest-ultimate* in the unit-capacity case, which are presented in this section.

Figures 1 and 2 illustrate that the heuristics can be off by a factor of close to 2 (*Quickest-ultimate*) and $3/2$ (*Quickest-increment*). The dashed arcs represent paths of potential arcs

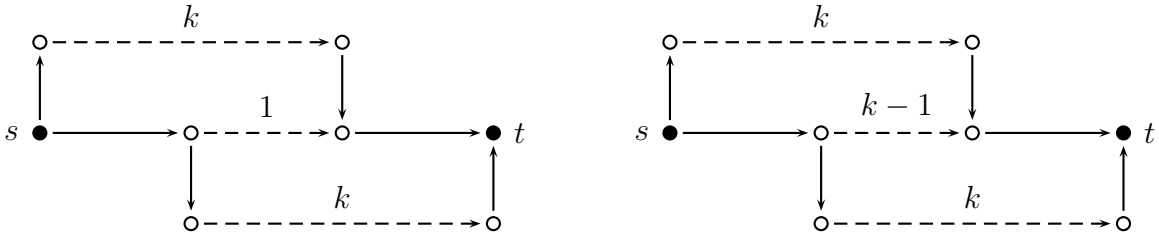


Figure 1: Bad instance for *Quickest-ultimate*. Figure 2: Bad instance for *Quickest-increment*.

whose lengths are indicated by the arc labels. For the instance in Figure 1, the time horizon is $T = 2k + 2$ and the optimal solution (which is found by *Quickest-increment*) has value $2k + 2$, while *Quickest-ultimate* provides a solution of value $k \cdot 0 + k \cdot 1 + 2 \cdot 2 = k + 4$. For the instance in Figure 2, the time horizon is $T = 3k$ and the optimal solution (which is found by *Quickest-ultimate*) has value $3k$, while *Quickest-increment* provides a solution of value $(k - 1) \cdot 0 + 2k \cdot 1 + 2 = 2k + 2$. Combining the two examples we get an instance that fools both heuristics (Figure 3). For this instance, *Quickest-ultimate* achieves a total flow of $10k + 4$, *Quickest-increment* gets $11k + 3$, but a combination of the two strategies yields a total flow of $13k$.

4.1 Upper bounds

In this subsection, we show that the instances in Figures 1 and 2 represent the worst situations for the heuristics *Quickest-ultimate* and *Quickest-increment*, respectively. Let z^* , z_1 and z_2 denote the optimal objective value, and the values obtained by *Quickest-ultimate* and *Quickest-increment*, respectively. For $i = 0, \dots, r - 1$, let λ_i and μ_i denote the number of time periods with a maximum flow value $f + i$ in the solution from *Quickest-ultimate* and *Quickest-increment*, respectively. In other words, λ_i and μ_i are the optimal values of the problems $\text{MINARCS}(B, i + 1)$ which are solved for increasing the flow from $f + i$ to $f + i + 1$. Furthermore, let c_j for $0 \leq j \leq r$ be the minimum number of potential arcs that have to be

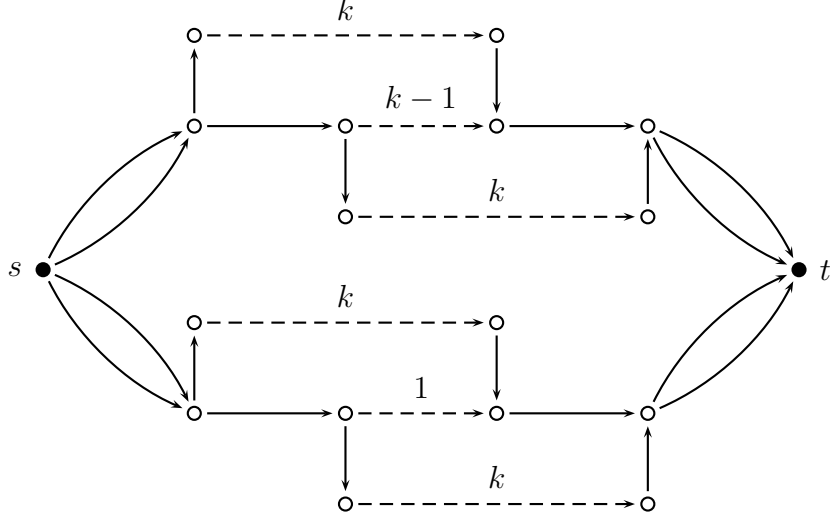


Figure 3: An instance where both *Quickest-ultimate* and *Quickest-increment* fail.

built in order to reach a flow of $f + j$:

$$c_j = \min \left\{ \sum_{a \in A_p} x_a \quad : \quad \sum_{a \in \delta^{\text{out}}(v)} x_a - \sum_{a \in \delta^{\text{in}}(v)} x_a = \begin{cases} 0 & \text{for } v \in V \setminus \{s, t\}, \\ f + j & \text{for } v = s, \\ -f - j & \text{for } v = t, \end{cases} \right. \\ \left. 0 \leq x_a \leq 1 \text{ for all } a \in A \right\} \quad (1)$$

$$= \max \left\{ (f + j)(\pi_s - \pi_t) + \sum_{a \in A} y_a \quad : \quad \pi_v - \pi_w + y_a \leq \begin{cases} 1 & \text{for } a = (v, w) \in A_p, \\ 0 & \text{for } a = (v, w) \in A_e, \end{cases} \right. \\ \left. y_a \leq 0 \text{ for all } a \in A \right\}. \quad (2)$$

Observe that if the associated sets of arcs would be nested, then they would give rise to an optimal solution. However, since this is unlikely to be the case in general, the values c_j can only be used to derive an upper bound.

Lemma 1. $z^* \leq TF - \sum_{j=1}^r c_j \leq TF - \frac{1}{2}r(r-1) - c_r.$

Proof. For $i = 0, \dots, r-1$, let λ_i^* be the number of time periods with flow $f+i$ in an optimal solution. Then

$$\lambda_0^* + \dots + \lambda_i^* \geq c_{i+1}.$$

Summing over i , we obtain

$$\sum_{i=0}^{r-1} \lambda_i^*(r-i) \geq \sum_{j=1}^r c_j,$$

hence

$$\begin{aligned} z^* &= \sum_{i=0}^{r-1} \lambda_i^*(f+i) + \left(T - \sum_{i=0}^{r-1} \lambda_i^* \right) (f+r) = TF - \sum_{i=0}^{r-1} \lambda_i^* [(f+r) - (f+i)] \\ &= TF - \sum_{i=0}^{r-1} \lambda_i^*(r-i) \leq TF - \sum_{j=1}^r c_j. \end{aligned}$$

This proves the first inequality and the second one follows with $c_j \geq j$ for $1 \leq j \leq r$. \square

The values z_1 and z_2 can be expressed in terms of the sequences (λ_i) and (μ_i) , respectively.

Lemma 2. $z_1 = TF - \sum_{i=0}^{r-1} \lambda_i(r-i)$ and $z_2 = TF - \sum_{i=0}^{r-1} \mu_i(r-i)$.

Proof. We have

$$z_1 = \sum_{i=0}^{r-1} \lambda_i(f+i) + \left(T - \sum_{i=0}^{r-1} \lambda_i \right) (f+r) = TF - \sum_{i=0}^{r-1} \lambda_i(r-i),$$

and similarly for z_2 . \square

The sequences $(\lambda_i)_{i=0,\dots,r-1}$ and $(\mu_i)_{i=0,\dots,r-1}$ are non-decreasing.

Lemma 3. We have $\lambda_0 \leq \lambda_1 \leq \dots \leq \lambda_{r-1}$ and $\mu_0 \leq \mu_1 \leq \dots \leq \mu_{r-1}$.

Proof. Let $\bar{A} = A_e \cup \bar{A}_p$ be the set of arcs that are used by *Quickest-ultimate*. Set $B_0 = \emptyset$, and for $i = 1, \dots, r-1$ let B_i be the set of arcs which are built by *Quickest-ultimate* in the first $\lambda_0 + \dots + \lambda_{i-1}$ time periods. Then

$$\begin{aligned} \lambda_i &= \min \left\{ \sum_{a \in \bar{A}_p \setminus B_i} x_a \quad : \quad \sum_{a \in \delta^{\text{out}}(v)} x_a - \sum_{a \in \delta^{\text{in}}(v)} x_a = \begin{cases} 0 & \text{for } v \in V \setminus \{s, t\}, \\ f+i+1 & \text{for } v = s, \\ -f-i-1 & \text{for } v = t, \end{cases} \right. \\ &\quad \left. 0 \leq x_a \leq 1 \text{ for all } a \in \bar{A} \right\} \\ &= \max \left\{ (f+i+1)(\pi_s - \pi_t) + \sum_{a \in \bar{A}} y_a \quad : \quad \pi_v - \pi_w + y_a \leq \begin{cases} 1 & \text{for } a = (v, w) \in \bar{A}_p \setminus B_i, \\ 0 & \text{for } a = (v, w) \in A_e \cup B_i, \end{cases} \right. \\ &\quad \left. y_a \leq 0 \text{ for all } a \in \bar{A} \right\}. \end{aligned}$$

Fix some $i < r-1$, and let (π^*, y^*) be an optimal solution for the dual characterization of λ_i . Since $A_e \cup B_i$ can carry an s - t -flow of value $f+i$, we have

$$\lambda_i = (f+i+1)(\pi_s^* - \pi_t^*) + \sum_{a \in \bar{A}} y_a^* \leq \pi_s^* - \pi_t^*.$$

On the other hand, we obtain a feasible solution (π', y') for the dual characterization of λ_{i+1} by setting $\pi' = \pi^*$ and

$$y'_a = \begin{cases} y_a^* - 1 & \text{for } a \in B_{i+1} \setminus B_i, \\ y_a^* & \text{for } a \in \bar{A} \setminus (B_{i+1} \setminus B_i), \end{cases}$$

and together with $|B_{i+1} \setminus B_i| = \lambda_i$ this implies

$$\lambda_{i+1} \geq (f + i + 2)(\pi_s^* - \pi_t^*) + \sum_{a \in \bar{A}} y_a^* - \lambda_i \geq \pi_s^* - \pi_t^*.$$

The inequality $\mu_i \leq \mu_{i+1}$ is proved in the same way (with A instead of \bar{A}). \square

Theorem 1. *Quickest-ultimate is a 2-approximation algorithm for the incremental maximum flow problem with unit capacities, i.e., $z^* \leq 2z_1$.*

Proof. Using Lemma 3, we have

$$\sum_{i=0}^{r-1} \lambda_i (r - 1 - 2i) = \sum_{i=0}^{\lfloor (r-1)/2 \rfloor} (\lambda_i - \lambda_{r-1-i}) (r - 1 - 2i) \leq 0.$$

Adding the inequality $(\lambda_0 + \dots + \lambda_{r-1})r \leq TF$, it follows that

$$TF - \sum_{i=0}^{r-1} \lambda_i (2(r - i) - 1) \geq 0.$$

By construction, $c_r = \lambda_0 + \dots + \lambda_{r-1}$, and with Lemma 1 we derive

$$\begin{aligned} z^* &\leq TF - \frac{1}{2}r(r-1) - \sum_{i=0}^{r-1} \lambda_i \leq TF - \frac{1}{2}r(r-1) - \sum_{i=0}^{r-1} \lambda_i + \left(TF - \sum_{i=0}^{r-1} \lambda_i (2(r-i) - 1) \right) \\ &= 2 \left(TF - \sum_{i=0}^{r-1} \lambda_i (r-i) \right) - \frac{1}{2}r(r-1) = 2z_1 - \frac{1}{2}r(r-1). \quad \square \end{aligned}$$

In order to prove that for *Quickest-increment* the case in Figure 2 illustrates an upper bound for the approximation ratio, we need some technical preparations. We start by bounding the numbers μ_i by the numbers c_j .

Lemma 4. *We have $\mu_i \leq c_j / (j - i)$ for all (i, j) with $0 \leq i < j \leq r$.*

Proof. Fix i and j with $0 \leq i < j \leq r$, and let X be the feasible region of the maximization problem which characterizes μ_i , i.e.,

$$X = \left\{ (y, \pi) \in \mathbb{R}^{|A|} \times \mathbb{R}^{|V|} : \begin{cases} 0 & \text{for } a = (v, w) \in A_e \cup B_i, \\ 1 & \text{for } a = (v, w) \in A_p \setminus B_i, \end{cases} \right. \\ \left. y_a \leq 0 \text{ for all } a \in A \right\},$$

where B_i is the set of arcs built by *Quickest-increment* in the first $\mu_0 + \dots + \mu_{i-1}$ time periods. Since the maximum flow value on $A_e \cup B_i$ equals $f + i$, we have that $X \subseteq Y$ where

$$Y = \left\{ (y, \pi) \in \mathbb{R}^{|A|} \times \mathbb{R}^{|V|} : \begin{aligned} &\pi_v - \pi_w + y_a \leq \begin{cases} 0 & \text{for } a = (v, w) \in A_e, \\ 1 & \text{for } a = (v, w) \in A_p, \end{cases} \\ &(f + i)(\pi_s - \pi_t) + \sum_{a \in A} y_a \leq 0, \quad y_a \leq 0 \text{ for all } a \in A \end{aligned} \right\},$$

Consequently,

$$\mu_i \leq \max \left\{ (f + i + 1)(\pi_s - \pi_t) + \sum_{a \in A} y_a : (y, \pi) \in Y \right\},$$

and by taking the dual we obtain

$$\mu_i \leq \min \left\{ \sum_{a \in A_p} x_a : \begin{aligned} &\sum_{a \in \delta^{\text{out}}(v)} x_a - \sum_{a \in \delta^{\text{in}}(v)} x_a = \begin{cases} 0 & \text{for } v \in V \setminus \{s, t\}, \\ f + i + 1 - (f + i)z & \text{for } v = s, \\ -f - i - 1 + (f + i)z & \text{for } v = t, \end{cases} \\ &x_a + z \leq 1 \text{ for all } a \in A, \quad x_a \geq 0 \text{ for all } a \in A, \quad z \geq 0 \end{aligned} \right\}. \quad (3)$$

Let $x \in \mathbb{R}^{|A|}$ be an optimal solution for the problem (1) to determine c_j , i.e., an s - t -flow of value $f + j$. Solving the system

$$(f + j)\gamma = f + i + 1 - (f + i)z, \quad \gamma + z = 1$$

for γ and z yields $\gamma = 1/(j - i)$ and $z = (j - i - 1)/(j - i)$, and this implies that a feasible solution (x', z) for problem (3) can be obtained by setting $x'_a = x_a/(j - i)$ for all $a \in A$ and $z = (j - i - 1)/(j - i)$. Hence the optimal value of problem (3) is at most $c_j/(j - i)$ and this concludes the proof. \square

From Lemmas 3 and 4 it follows that $(\mu, c, T) \in \mathbb{R}^r \times \mathbb{R}^{r+1} \times \mathbb{R}$ satisfies the following conditions:

$$\mu_i - \mu_{i+1} \leq 0 \quad \text{for } 0 \leq i \leq r - 2, \quad (4)$$

$$(j - i)\mu_i - c_j \leq 0 \quad \text{for } 0 \leq i < j \leq r, \quad (5)$$

$$\sum_{i=0}^{r-1} \mu_i - T \leq 0, \quad (6)$$

$$c_0 = 0, \quad (7)$$

$$\mu_i, c_j \geq 0 \quad \text{for } 0 \leq i \leq r - 1, 1 \leq j \leq r. \quad (8)$$

Let $X(r, \gamma) \subseteq \mathbb{R}^r \times \mathbb{R}^{r+1} \times \mathbb{R}$ denote the set of all (μ, c, T) satisfying (4) to (8). Using Lemmas 1 and 2, a number $\gamma > 1$ is an upper bound for the approximation ratio of *Quickest-increment*, provided

$$TF - \sum_{j=1}^r c_j \leq \gamma \left[TF - \sum_{i=0}^{r-1} \mu_i(r - i) \right]$$

is a valid inequality for $X(r, \gamma)$, or equivalently

$$F(1 - \gamma)T - \sum_{j=1}^r c_j + \gamma \sum_{i=0}^{r-1} \mu_i(r - i) \leq 0$$

for all $(\mu, c, T) \in X(r, \gamma)$. Since $F \geq r$ and $\gamma > 1$, this inequality is strengthened when F is replaced by r on the left hand side. By duality, the stronger inequality is valid for $X(r, \gamma)$, provided the following system has a solution:

$$\sum_{i=0}^{j-1} y_{ij} \leq 1 \quad \text{for } 1 \leq j \leq r, \quad (9)$$

$$z + \sum_{j=i+1}^r (j - i)y_{ij} + x_i - x_{i-1} \geq \gamma(r - i) \quad \text{for } 0 \leq i \leq r - 1, \quad (10)$$

$$z \leq r(\gamma - 1), \quad (11)$$

$$x_{-1} = x_{r-1} = 0, \quad (12)$$

$$z, x_i \geq 0 \quad \text{for } 0 \leq i \leq r - 2, \quad (13)$$

$$y_{ij} \geq 0 \quad \text{for } 0 \leq i < j \leq r. \quad (14)$$

Let $Y(r, \gamma) \subseteq \mathbb{R}^{r+1} \times \mathbb{R}^{r(r+1)/2} \times \mathbb{R}$ be the set of all (x, y, z) satisfying (9) to (14). The above argument implies the following theorem which provides a sufficient condition for γ to be an approximation factor for *Quickest-increment* on all instances with $F - f = r$.

Theorem 2. *If $Y(r, \gamma) \neq \emptyset$, then *Quickest-increment* is a γ -approximation algorithm for all instances of the incremental maximum flow problem with unit capacities and $F - f = r$. \square*

Consequently, in order to establish that *Quickest-increment* is a 3/2-approximation algorithm, it is sufficient to prove the $Y(r, 3/2) \neq \emptyset$ for all $r \geq 2$. To do this, we need another lemma.

Lemma 5. *Let $r \geq 2$ and $s = \lfloor (r + 2)/3 \rfloor$. Then the following system has a solution with non-negative y_{ij} for $0 \leq i \leq s, i + 1 \leq j \leq r$:*

$$\sum_{j=i+1}^r (j - i)y_{ij} \geq r - \frac{3}{2}i \quad 0 \leq i \leq s,$$

$$\sum_{i=0}^{\min\{j-1, s\}} y_{ij} \leq 1 \quad 1 \leq j \leq r.$$

Proof. We proceed by induction on r . For $r = 2, s = 1$, a solution is given by $y_{01} = 1, y_{02} = y_{12} = 1/2$. So we assume $r > 2$, and we distinguish two cases.

Case 1. $r \equiv 0$ or $2 \pmod{3}$. By induction, there are nonnegative numbers y_{ij} for $0 \leq i \leq s$

and $i + 1 \leq j \leq r - 1$ satisfying

$$\begin{aligned} \sum_{j=i+1}^{r-1} (j-i)y_{ij} &\geq r-1 - \frac{3}{2}i & 0 \leq i \leq s, \\ \sum_{i=0}^{\min\{j-1, s\}} y_{ij} &\leq 1 & 1 \leq j \leq r-1. \end{aligned}$$

We extend this by $y_{ir} = 1/(r-i)$ for $0 \leq i \leq s$. Then $\sum_{j=i+1}^r (j-i)y_{ij} \geq r - \frac{3}{2}i$ for $0 \leq i \leq s$ and

$$\sum_{i=0}^s y_{ir} = \sum_{i=0}^s \frac{1}{r-i} \leq \frac{s+1}{r-s} \leq 1.$$

Case 2. $r \equiv 1 \pmod{3}$ and $s = (r+2)/3$. For $r = 4$, a solution is given by

$$\begin{array}{cccc} y_{01} = 1, & y_{02} = 1, & y_{03} = 1/3, & y_{04} = 0, \\ & y_{12} = 0, & y_{13} = 2/3, & y_{14} = 7/18, \\ & & y_{23} = 0, & y_{24} = 1/2. \end{array}$$

For $r > 4$, by induction, there are nonnegative numbers y_{ij} for $0 \leq i \leq s-1$ and $i+1 \leq j \leq r-3$ satisfying

$$\begin{aligned} \sum_{j=i+1}^{r-3} (j-i)y_{ij} &\geq r-3 - \frac{3}{2}i & 0 \leq i \leq s-1, \\ \sum_{i=0}^{\min\{j-1, s-1\}} y_{ij} &\leq 1 & 1 \leq j \leq r-3. \end{aligned}$$

Let $i_0 = \lfloor (r-5)/4 \rfloor$. We extend our solution by

$$\begin{aligned} y_{ij} &= \begin{cases} \frac{3}{(r-2)-i} & \text{for } j = r-2, \\ 0 & \text{for } j \in \{r-1, r\} \end{cases} & \text{for } 0 \leq i \leq i_0, \\ y_{ij} &= \begin{cases} \frac{3}{(r-1)-i} & \text{for } j = r-1, \\ 0 & \text{for } j \in \{r-2, r\} \end{cases} & \text{for } i_0 + 1 \leq i \leq s-1, \\ y_{sj} &= \begin{cases} \frac{3(r-2)}{4(r-1)} & \text{for } j = r, \\ 0 & \text{for } j < r. \end{cases} \end{aligned}$$

Then $\sum_{j=i+1}^r (j-i)y_{ij} \geq r - \frac{3}{2}i$ for $0 \leq i \leq s$,

$$\sum_{i=0}^s y_{i,r-2} = \sum_{i=0}^{i_0} \frac{3}{(r-2)-i} \leq \frac{3(i_0+1)}{r-2-i_0} \leq \frac{3(r-1)/4}{r-2-(r-5)/4} = 1,$$

$$\begin{aligned} \sum_{i=0}^s y_{i,r-1} &= \sum_{i=i_0+1}^{s-1} \frac{3}{(r-1)-i} \leq \frac{3(s-1-i_0)}{r-1-(s-1)} \leq \frac{3\left(\frac{r+2}{3}-1-\frac{r-5}{4}\right)}{r-\frac{r+2}{3}} \\ &= \frac{\frac{1}{4}(r+11)}{\frac{1}{3}(2r-2)} = \frac{3r+33}{8r-8} \leq 1, \end{aligned}$$

where we used $r \geq 5$ for the last inequality, and $\sum_{i=0}^s y_{ir} = y_{sr} \leq 1$. \square

Using Lemma 5, we can exhibit a point in $Y(r, 3/2)$.

Lemma 6. $Y(r, 3/2) \neq \emptyset$ for all $r \geq 2$.

Proof. Let $s = \lfloor (r+2)/3 \rfloor$ and let y_{ij} for $0 \leq i \leq s$ and $i+1 \leq j \leq r$ be a point as described in Lemma 5. For $i > s$ and $i+1 \leq j \leq r$, let $y_{ij} = 0$. In addition, let $x_i = 0$ for $0 \leq i \leq s$, and $z = r/2$. Finally, let

$$x_i = (i-s) \left(r - \frac{3}{2}s - \frac{3}{4}(i-s+1) \right) \quad \text{for } s+1 \leq i \leq r-2.$$

We claim that $(x, y, z) \in Y(r, 3/2)$. Constraints (9) follow immediately Lemma 5. The same is true for constraints (10) for $0 \leq i \leq s$. For $s < i \leq r-2$, constraints (10) are satisfied because

$$x_i - x_{i-1} = (i-s) \left(r - \frac{3}{2}s - \frac{3}{4}(i-s+1) \right) - (i-1-s) \left(r - \frac{3}{2}s - \frac{3}{4}(i-s) \right) = r - \frac{3}{2}i.$$

Finally, constraint (10) for $i = r-1$ follows from

$$x_{r-2} = (r-2-s) \left(r - \frac{3}{2}s - \frac{3}{4}(r-1-s) \right) = \begin{cases} r/2 - 3/2 & \text{if } r \equiv 0 \pmod{3}, \\ r/6 - 2/3 & \text{if } r \equiv 1 \pmod{3}, \\ r/3 - 7/6 & \text{if } r \equiv 2 \pmod{3}, \end{cases}$$

which also implies $x_i \geq 0$ for all i . \square

The bound of $3/2$ for the approximation ratio of *Quickest-increment* is a consequence of Theorem 2 and Lemma 6.

Theorem 3. *Quickest-increment is a $3/2$ -approximation algorithm for the incremental maximum flow problem with unit capacities.*

Let us examine the example in Figure 2 more closely. It has initial flow value $f = 0$ and ultimate flow value $F = 2$ and the essence of the example is that the arcs that are built to reach a flow value 1 cannot be used for the (ultimate) flow value 2. Figure 4 shows an attempt to generalize the example to one with initial flow value $f = 0$ and ultimate flow value $F = 3$. The instance has a time horizon $T = 7k + 3$. *Quickest-increment* starts with building the middle path with $k-1$ potential arcs. Then the cheapest way to achieve a flow of value 2 is to build the two paths containing k potential arcs each. Finally, all the

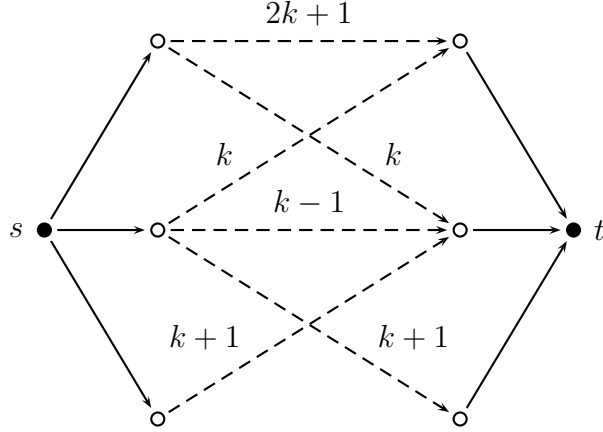


Figure 4: An instance with $r = 3$.

remaining arcs have to be built in order to achieve a flow of value 3. This gives a total flow of

$$(k - 1) \cdot 0 + 2k \cdot 1 + (4k + 3) \cdot 2 + 3 = 10k + 9.$$

On the other hand, the optimum for large k is to build the ultimate flow immediately which yields

$$(k + 1) \cdot 0 + (k + 1) \cdot 1 + (2k + 1) \cdot 2 + 3k \cdot 3 = 14k + 3.$$

What works in favor of the heuristic, in terms of performance, is that in order for the heuristic not to build the upper path to achieve a flow of value 2, it has to be long enough, i.e. longer than the sum of the lengths of the diagonal paths that the heuristic chooses.

If we define

$$\varphi(r) = \inf\{\gamma : \text{Quickest-increment is a } \gamma\text{-approximation for instances with } F - f = r\},$$

then Theorem 3 shows that $\varphi(r) \leq 3/2$. It is possible to show that $\varphi(r) \leq 4/3$ for $r \geq 70$, and we conjecture that it is possible to show that $\lim_{r \rightarrow \infty} \varphi(r) = 1$.

4.2 The incremental maximum matching problem

In our quest for polynomially solvable cases of incremental network design with maximum flows, we next consider, in addition to unit capacities on all arcs, imposing a restriction on the structure of the network. More specifically, a node set $N = V \cup W \cup \{s, t\}$ and an arc set A consisting of existing arcs (s, v) for all $v \in V$, existing arcs (w, t) for all $w \in W$, and some arcs (v, w) with $v \in V$ and $w \in W$, which can be either existing or potential. Thus, s - t flows correspond to matchings in the bipartite graph $(V \cup W, \{(v, w) : (v, w) \in A\})$, and therefore we call this special case the *incremental maximum matching problem*.

The example in Figure 5 shows that *Quickest-ultimate* may fail to find an optimal solution. The unique maximum cardinality matching is $\{(1, 2), (3, 4), \dots, (15, 16)\}$ and building arcs $(1,2)$, $(3,4)$, $(5,6)$, and $(7,8)$, followed by arcs $(9,10)$, $(11,12)$, $(13,14)$, and $(15,16)$, followed by $(9,4)$ results in a total cumulative flow for *Quickest-ultimate* of $4 \cdot 6 + 4 \cdot 7 + 2 \cdot 8 = 68$,

whereas building arcs (1,2) and (9,4), followed by arcs (3,4), (5,6), \dots , (15,16) results in a total cumulative flow of $2 \cdot 6 + 7 \cdot 7 + 8 = 69$.

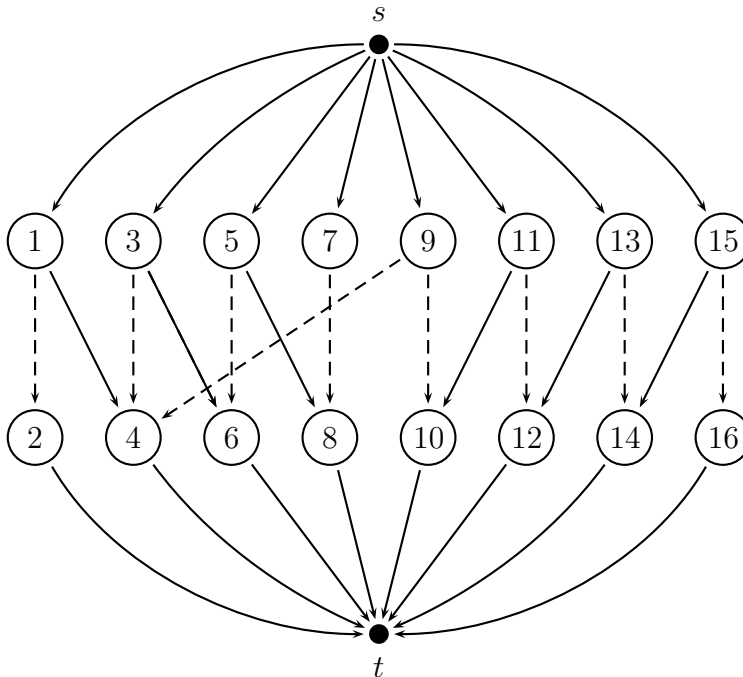


Figure 5: Bad instance for *Quickest-ultimate*.

Similarly, the example in Figure 6 shows that *Quickest-increment* may fail to find an optimal solution. The initial maximum matching has size 5, and the unique cheapest way to obtain a matching of size 6 is to build arcs (5,8) and (7,10). After that, all the remaining potential arcs need to be build to reach a matching of size 7, and the total cumulative flow for *Quickest-increment* is $2 \cdot 5 + 6 \cdot 6 + 7 = 53$. On the other hand, building arcs (1,2), \dots , (13,14) followed by arcs (5,8) and (7,10) results in a total cumulative flow of $3 \cdot 5 + 3 \cdot 6 + 3 \cdot 7 = 54$.

Thus, even restricting the structure of the network to bipartite graphs does not trivially give a polynomially solvable case of incremental network design with maximum flows. We have been able to improve the performance guarantee of *Quickest-ultimate* to $4/3$ for instances of the incremental maximum matching problem. The proof is given in Appendix B.

5 Computational study

We have conducted a computational study to gain insight into the characteristics that make instances of the incremental maximum flow problem hard to solve, to compare the performance of the two MIP formulations, to assess the performance of the three heuristics, and to identify the smallest instances for which the heuristics fail to produce an optimal solution.

The following computational tools were used to develop and analyze the formulations and algorithms: Python 2.7.5, Matplotlib 1.3.1, NetworkX 1.8.1, and Gurobi 5.5. All computational experiments were conducted on a 64-bit Win7 with Intel Xeon CPU (E5-1620)

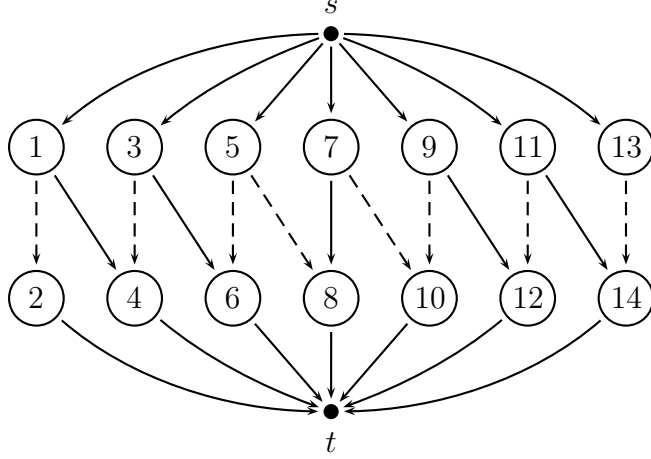


Figure 6: Bad instance for *Quickest-increment*.

with 8 cores and 32GB of RAM. The time limit for solving integer programs was set to 3600 seconds.

5.1 Instance generation

For the computational experiments in which we compare the performance of the IP formulations and the heuristics, we use two classes of instances: one using general graphs and one using layered graphs.

General graphs are parameterized by the number of nodes $n \in \{10, 15, \dots, 50\}$, the expected density $d = 2|A|/n(n-1) \in \{0.1, 0.3, 0.7\}$, the expected fraction of potential arcs $p = |A_p|/|A| \in \{0.3, 0.7\}$, and the maximum arc capacity $u_{max} \in \{1, 3, 10\}$. For each combination of parameters, 10 random instances are generated. More specifically, for a given number of nodes n , an arc between two nodes exists with probability d , and if an arc between two nodes exists, the arc is a potential arc with probability p (and thus an existing arc with probability $1-p$).

Layered graphs consist of a source node, a sink node, and ℓ layers in between ($\ell \geq 2$). The source is connected to every node in the first layer and every node in the last layer is connected to the sink. Each layer contains n nodes and nodes in layer i may be connected to a node in layer $i+1$. Layered graphs are parameterized by the number of layers $\ell \in \{2, 5, 10\}$, the number of nodes in each layer $n \in \{5, 10, 15\}$, the expected density $d = |A|/(\ell-1)n^2 \in \{0.1, 0.3, 0.7\}$, the expected fraction of potential arcs $p = |A_p|/|A| \in \{0.3, 0.7\}$, and the maximum arc capacity $u_{max} \in \{1, 3, 10\}$. For each combination of parameters, 10 random instances are generated. The generation proceeds similar to the generation of general instances. Layered instances are considered because they ensure a minimum distance between the source and the sink.

Note that a layered graph with two layers and maximum arc capacity of 1 gives rise to an instance of the incremental maximum matching problem.

5.2 Comparison of the MIP models

We start by determining the characteristics that make instance difficult to solve and, at the same time, comparing the performance of the two MIP formulations presented in Section 2. The results are shown in Tables 1 through 4. In particular, Tables 1 and 3 present average performance statistics for various combinations of the instance parameters, whereas Tables 2 and 4 present detailed performance statistics for the most difficult instances.

More specifically, we report the arc density (d), the fraction of potential arcs (p), the maximum arc capacity (u_{max}), the difference between the value of an ultimate and an initial maximum flow ($F - f$), the number of instances not solved to optimality within the time limit ($\#$), the average initial gap (initial gap), computed as $(z^{LP} - z^{IP})/z^{IP}$, where z^{LP} the value of the LP relaxation and z^{IP} is the value of the best solution found, the average final gap over the instances not solved to optimality (final gap), where in the gap computation z^{LP} is replaced by the best bound at termination, and the average solution time (time) and average number of nodes in the search tree ($\#\text{nodes}$) over the instances solved to optimality.

Table 1: Comparison of MIP models for general graphs with $|N| = 35$.

d	p	u_{max}	$F - f$	IMFP ¹					IMFP ²				
				$\#$	initial gap	final gap	time	$\#\text{nodes}$	$\#$	initial gap	final gap	time	$\#\text{nodes}$
0.1	0.3	1	1.6		0.19		0.16	0.8		0.00		0.00	0.0
0.1	0.3	3	1.7		0.04		0.15	0.0		0.39		0.01	0.0
0.1	0.3	10	6.3		0.69		0.40	10.2		1.27		0.07	1.2
0.1	0.7	1	1.3		0.66		22.97	608.9		0.00		0.00	0.0
0.1	0.7	3	4.1	1	1.35	0.45	55.65	765.4		1.45		0.17	3.6
0.1	0.7	10	10.2		1.82		291.84	12829.3		2.15		4.93	92.8
0.3	0.3	1	3.0		0.06		1.22	0.0		0.00		0.01	0.0
0.3	0.3	3	7.7		0.07		7.97	204.5		0.14		0.07	0.0
0.3	0.3	10	10.6		0.01		1.10	0.0		0.10		0.08	0.0
0.3	0.7	1	6.8	1	0.11	0.02	103.74	373.6		0.00		0.06	0.0
0.3	0.7	3	13.5	2	0.14	0.10	433.78	1184.8		0.20		75.31	4129.5
0.3	0.7	10	38.9	3	0.18	0.09	1090.89	4611.4	2	0.31	0.04	293.70	1126.5

First and foremost, we observe that IMFP² performs significantly better than IMFP¹; not only are more instances solved to optimality within the time limit of 1 hour, but the instances are solved much faster. (Interestingly, the initial gap for IMFP² tends to be larger than the initial gap for IMFP¹ when the maximum arc capacity is greater than 1.)

As expected, the instances get more difficult when the density, and thus the number of arcs, increases, when the fraction of potential arcs, and thus the planning horizon, increases, and when the maximum arc capacity increases.

IMFP¹ is impacted primarily by the length of the planning horizon, i.e., the number of possible build sequences, whereas IMFP² is impacted primarily by the difference between the value of the ultimate flow F and the value of the initial flow f , i.e., the flow increase

Table 2: Comparison of MIP models for general graphs with $|N| = 35$, $d = 0.3$, $p = 0.7$, $u_{max} = 10$.

instance	$F - f$	IMFP ¹				IMFP ²			
		initial gap	final gap	time	# nodes	initial gap	final gap	time	# nodes
1	52	0.31	0.11	3600	5154	0.40		2241	7835
2	29	0.16		97	290	0.26		1	0
3	28	0.07		117	74	0.21		1	0
4	68	0.15		1679	14684	0.29		2	0
5	15	0.19		98	9	0.32		0	0
6	37	0.21		2819	9816	0.30		87	1076
7	32	0.20		1188	2764	0.29		4	0
8	39	0.29		1639	4643	0.40		13	101
9	42	0.22	0.06	3600	2597	0.36	0.03	3600	17569
10	47	0.40	0.11	3600	6096	0.53	0.06	3600	6816

Table 3: Comparison of MIP models for layered graphs with $l = 5$ and 10 nodes per layer.

d	p	u_{max}	$F - f$	IMFP ¹				IMFP ²					
				#	initial gap	final gap	time	#nodes	#	initial gap	final gap	time	#nodes
0.1	0.3	1	1.3		0.33		0.00	0.0		0.00		0.00	0.0
0.1	0.3	3	1.9		3.13		0.01	3.6		4.03		0.00	0.0
0.1	0.3	10	4.4		3.84		0.01	3.9		6.09		0.01	0.0
0.1	0.7	1	2.0		2.30		0.14	44.1		0.00		0.00	0.0
0.1	0.7	3	3.0		6.15		0.08	41.3		5.09		0.00	0.0
0.1	0.7	10	5.4		8.06		0.09	58.8		8.73		0.01	0.0
0.3	0.3	1	1.9		0.09		0.17	0.7		0.00		0.00	0.0
0.3	0.3	3	5.8		0.88		0.56	109.9		1.09		0.03	0.9
0.3	0.3	10	17.0		0.90		2.44	228.2		1.44		6.59	515.9
0.3	0.7	1	7.4	4	0.60	0.35	388.01	12070.3		0.00		0.03	0.0
0.3	0.7	3	13.4	5	2.55	0.29	976.74	21183.6		2.62		11.31	986.6
0.3	0.7	10	40.2	10	3.92	0.55			9	4.31	0.55	469.17	11384.0

Table 4: Comparison of MIP models for layered graphs with $l = 5, 10$ nodes per layer, $d = 0.3, p = 0.7, u_{max} = 10$.

instance	$F - f$	IMFP ¹				IMFP ²			
		initial gap	final gap	time	# nodes	initial gap	final gap	time	# nodes
1	40	4.98	0.54	3600	7581	5.36	0.43	3600	35777
2	24	2.93	0.23	3600	28483	3.19		469	11384
3	48	4.59	0.65	3600	17467	5.11	0.54	3600	28816
4	34	3.47	0.46	3600	40845	3.84	0.29	3600	50106
5	30	3.21	0.28	3600	40804	3.53	0.17	3600	43815
6	46	6.79	1.22	3600	4382	7.22	1.14	3600	11212
7	29	3.28	0.51	3600	36702	3.60	0.42	3600	83601
8	49	3.82	0.54	3600	25943	4.29	0.69	3600	24391
9	48	2.30	0.31	3600	48756	2.77	0.47	3600	20832
10	54	3.86	0.73	3600	11725	4.21	0.83	3600	9105

that has to be accommodated.

The density d relates to the number of arcs in the graph and thus the number of paths from source to sink and thus the maximum flow. Therefore, if the density increases, then the length of the planning horizon and the difference between F and f increase, which impacts the performance of both formulations. The fraction of potential arcs p relates to the planning horizon and thus the number of possible sequences in which arcs can be build, but also impacts f and thus the difference between F and f . Therefore, if this fraction increases, then the length of the planning horizon and the difference between F and f increase, which should impact the performance of both formulations, but most likely the performance of IMFP¹. The maximum arc capacity u_{max} impacts the difference between F and f . Therefore, if the arc capacity increases, then the difference between F and f increases, which impacts the performance of IMFP², but also IMFP¹.

5.3 Heuristics

For the difficult instances, we compare the performance of *Quickest-increment*, *Quickest-ultimate*, and *Quickest-target* with $p = 2, r_0 = f, r_1 = \lfloor (F - f)/2 \rfloor$, and $r_2 = F$. The results are shown in Tables 5 and 6, where we report the length of the planning horizon (T), the difference between the ultimate and initial flow values ($F - f$), for each of the heuristics the cumulative flow (flow), the relative difference to the best known cumulative flow (Δ), and the solution time (time), and for IMFP² the value of the first feasible solution (first), the relative difference to the best solution (Δ), the time to reach the first feasible solution, the value of the best solution (best), the time to reach the best feasible solution (time), and the total time (time).

As expected, the three heuristics are able to produce solutions quickly, and the quality of the solutions they produce is better than the quality of the first feasible solution produced by the integer programming solver. However, the quality is not necessarily as good as one would

Table 5: Comparison of heuristic performance for general graphs with $|N| = 35$, $d = 0.3$, $p = 0.7$, $u_{max} = 10$.

instance	T	$F - f$	<i>Quickest-increment</i>			<i>Quickest-ultimate</i>			<i>Quickest-target</i>			IMFP ²					
			flow	Δ	time	flow	Δ	time	flow	Δ	time	first	Δ	time	best	time	time
1	16	48	680	0.006	1.7	669	0.022	0.95	679	0.007	1.01	682	0.003	0	684	1	3
2	7	22	214	0.005	0.74	210	0.023	0.43	212	0.014	0.55	203	0.056	0	215	0	1
3	17	55	981	0.012	2.02	990	0.003	1.04	993	0.000	1.11	979	0.014	0	993	2	12
4	21	61	849	0.007	2.08	853	0.002	1.24	851	0.005	1.18	788	0.078	0	855	95	3600
5	8	16	121	0.000	0.56	121	0.000	0.38	121	0.000	0.51	112	0.074	0	121	0	0
6	18	49	596	0.010	1.92	599	0.005	0.84	600	0.003	1.06	522	0.133	0	602	25	2006
7	18	50	723	0.059	1.86	734	0.044	0.87	753	0.020	0.94	718	0.065	0	768	3	168
8	11	23	266	0.004	0.98	263	0.015	0.62	266	0.004	0.64	260	0.026	0	267	1	8
9	14	41	657	0.009	1.08	663	0.000	0.64	663	0.000	0.77	659	0.006	0	663	4	20
10	12	44	424	0.012	1.46	427	0.005	0.7	427	0.005	0.82	417	0.028	0	429	3	12
			0.0123	1.44		0.0119	0.771		0.0057	0.859		0.0484	0		13.4	583.0	

Table 6: Comparison of heuristic performance for layered graphs with $l = 5, 10$ nodes per layer, $d = 0.3$, $p = 0.7$, $u_{max} = 10$.

instance	T	$F - f$	<i>Quickest-increment</i>			<i>Quickest-ultimate</i>			<i>Quickest-target</i>			IMFP ²					
			flow	Δ	time	flow	Δ	time	flow	Δ	time	first	Δ	time	best	time	time
1	30	46	1114	0.042	1.55	1150	0.011	1.21	1153	0.009	1.52	1035	0.110	0	1163	35	3600
2	38	50	1229	0.105	2.18	1297	0.055	1.49	1334	0.028	2.05	1178	0.142	0	1373	654	3600
3	35	50	1177	0.058	1.91	1241	0.007	1.41	1245	0.004	2.34	1129	0.097	0	1250	26	3600
4	35	55	1355	0.058	1.86	1402	0.026	1.46	1413	0.018	1.49	1229	0.146	1	1439	2087	3600
5	28	44	910	0.059	1.62	928	0.040	1.22	943	0.025	1.81	878	0.092	0	967	14	3600
6	25	42	738	0.069	1.38	776	0.021	1.08	789	0.005	1.14	739	0.068	0	793	25	3600
7	32	44	1075	0.103	1.83	1122	0.063	1.47	1169	0.024	1.38	1110	0.073	0	1198	360	3600
8	25	34	558	0.067	1.50	555	0.072	1.17	596	0.003	1.19	458	0.234	0	598	13	3600
9	27	49	953	0.015	1.70	938	0.031	1.46	945	0.024	1.56	848	0.124	0	968	51	3600
10	18	28	292	0.149	1.04	313	0.087	0.76	341	0.006	0.91	269	0.216	0	343	5	3191
			0.0726	1.66		0.0415	1.27		0.0146	1.54		0.1302	0.1		327.0	3559.1	

hope for, since within an hour of computing, the integer programming solver is typically able to produce a solution that is noticeably better. Finally, we observe that for these instances, the hybrid heuristic *Quickest-target* performs best (on average within 0.6% from the best known solution for instances on general graphs and within 1.5% from the best known solution for instances on layer graphs).

5.4 Smallest instance for which a heuristic fails

In all the heuristics, i.e., *Quickest-ultimate*, *Quickest-increment*, and *Quickest-target*, there are choices to be made which are not specified in our algorithm descriptions in Section 3. If there are several ultimate flows that require the minimum number of potential arcs to be built, then *Quickest-ultimate* has to pick one, and any implementation has to specify how this choice is done. Similarly, for *Quickest-increment* (which is used as a subroutine in all three heuristics), there might be several ways to obtain the required flow increment with a minimum number of potential arcs. In Section 4.2, we have presented instances for which the heuristics do not find an optimal solution independent of tie-breaking rules, i.e., even if the heuristics had access to an oracle that reveals the optimal way to break ties, the heuristics would still be unable to find an optimal solution. In this section, we evaluate the performance of the heuristics differently by trying to find small instances for which *Quickest-ultimate* and *Quickest-increment* fail in the weaker sense, i.e., because of the use of the particular tie-breaking rule in our implementation (which is to simply take the solution provided by Gurobi).

We restrict the search to incremental maximum matching instances, i.e., to networks with the bipartite substructure described in Section 4.2 and all arcs having unit capacity. The basic idea is to enumerate all instances for small node sets, and to find the smallest instance where the MIP solution is better than the solution produced by *Quickest-ultimate* and *Quickest-increment*, respectively. It turns out that we need to check instances up to $|V| = |W| = 5$ and up to 10 arcs. Note that the total number of instances with $|V| = |W| = 4$ is

$$\sum_{k=0}^{16} \binom{16}{k} 2^k > 4.3 \cdot 10^7,$$

and the number of instances with $|V| = |W| = 5$ and up to 10 arcs is

$$\sum_{k=0}^{10} \binom{25}{k} 2^k > 4.7 \cdot 10^9,$$

so brute-force enumeration without any isomorphism checking is likely to be computationally prohibitive. To eliminate repeated evaluation of isomorphic instances, we generate instances in such a way that at least one instance from every isomorphism class is considered, but that the total number of instances remains manageable. This enumeration scheme is guided by the following observations.

1. We can always order the nodes such that the degrees in each of the parts V and W are non-increasing. In other words, to capture all instances with $|V| = |W| \leq 4$, it

is sufficient to consider instances with $V = \{v_1, \dots, v_4\}$, $W = \{w_1, \dots, w_4\}$, $d(v_1) \geq d(v_2) \geq d(v_3) \geq d(v_4)$, $d(w_1) \geq d(w_2) \geq d(w_3) \geq d(w_4)$, and

$$\sum_{i=1}^4 d(v_i) = \sum_{j=1}^4 d(w_j) \in \{0, \dots, 16\}. \quad (15)$$

This leaves 70 possible degree sequences per part, and 390 sequences $(d(v_1) \geq \dots \geq d(v_5), d(w_1) \geq \dots \geq d(w_5))$ satisfying (15).

2. Not all the 390 degree sequences are feasible. For instance, it is not possible to have degrees $(4, 1, 1, 1)$ in V and degrees $(3, 2, 2, 0)$ in W , although they are both non-increasing sequences with sum 7. Checking the necessary and sufficient condition from the Gale-Ryser Theorem [11], there are exactly 221 feasible degree sequences $(d(v_1) \geq \dots \geq d(v_4), d(w_1) \geq \dots \geq d(w_4))$.
3. For a further reduction, we note that we can eliminate the symmetry between V and W , which leaves us with 132 degree sequences.

To generate the instances with $|V| = |W| = 4$ and m arcs, we go through all partitions $m = d_1 + d_2 + d_3 + d_4$ with $d_1 \geq \dots \geq d_4 \geq 0$, and for each partition we generate all 4-tuples (N_1, N_2, N_3, N_4) with $N_i \subseteq \{w_1, \dots, w_4\}$ and $|N_i| = d_i$ for $i = 1, \dots, 4$. For each of these 4-tuples the corresponding graph is added to our list of graphs, provided its degree sequence is in the list of the 132 allowed sequences. This procedure yields 198 graphs with $|V| = |W| = 4$, and 3,198 graphs with $|V| = |W| = 5$, of which 795 have at most 10 arcs.

For each of the resulting graphs, we enumerate all possible subsets of arcs and consider each of these in turn as the set of potential arcs and apply *Quickest-increment* and *Quickest-ultimate* and compare the resulting solution value to the optimal solution value obtained by solving IMFP². This yields 284,139 instances with $|V| = |W| = 4$ and 460,107 instances with $|V| = |W| = 5$.

The computations reveal that *Quickest-increment* fails already on an instance with a graph with 6 nodes, which is given in Figure 7, while *Quickest-ultimate* does a little better and only fails on an instance with a graph of 10 nodes, which is given in Figure 8. We note once again that Figures 7 and 8 present instances where the heuristics fail in a weak sense, i.e., the reason the heuristic does not produce an optimal solution is an unfortunate choice when breaking ties. In Figure 7, for example, the ultimate flow is 3, but the choice of the first arc to build is critical.

One option is to build arc $(1,6)$ first, other options are to start with arc $(1,4)$ or $(3,6)$; all choices immediately result in a flow increase. However, if arc $(1,6)$ is built first, then it requires building all three other potential arcs to reach the ultimate flow of 3, for a total cumulative flow of $1+2+2+2+3 = 10$. On the other hand, if either arc $(1,4)$ or $(3,6)$ is built first, then the flow can be increased from 2 to 3 by building only two arcs, $(2,5)$ and $(3,6)$ and $(2,5)$ and $(1,4)$, respectively, which gives a total cumulative flow of $1 + 2 + 2 + 3 + 3 = 11$. This instance illustrates that the choice of flow increment makes a difference, and that therefore *Quickest-increment* may not produce an optimal build sequence. Figure 8 shows a smallest instance that is not solved optimally by *Quickest-ultimate*. In order to reach the

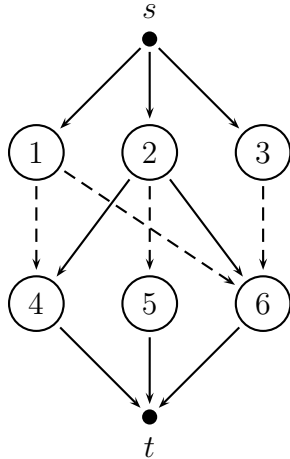


Figure 7: A smallest instance for which *Quickest-increment* fails.

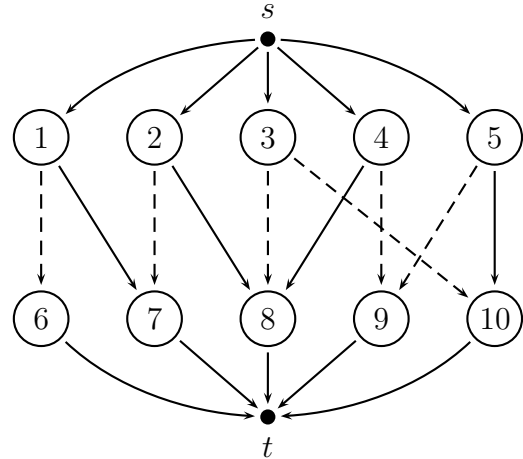


Figure 8: A smallest instance for which *Quickest-ultimate* fails.

ultimate flow of value 5, it is necessary to build 4 potential arcs. One option is to build the four potential arcs

$$\{(1, 6), (2, 7), (3, 10), (5, 9)\}.$$

Adding a single potential arc from this set, however, is not sufficient to increase the flow value from 3 to 4, so the maximum total throughput that can be achieved is $3+3+4+4+5+5+5 = 29$ (by building the arcs $(3, 10)$, $(5, 9)$, $(2, 7)$ and $(1, 6)$ in order). Another option is to build the four potential arcs

$$\{(1, 6), (2, 7), (3, 8), (4, 9)\}.$$

Building arc $(4, 9)$ first, immediately increases the flow from 3 to 4 and thus achieves a total throughput of $3 + 4 + 4 + 4 + 5 + 5 + 5 = 30$. This instance illustrates that by making an unfortunate choice of ultimate flow *Quickest-ultimate* may not produce an optimal build sequence.

6 Final remarks

We have studied the incremental maximum flow problem. We have investigated the performance of mixed integer programming formulations and we have analyzed the performance of natural heuristics, both theoretically and empirically.

On the theoretic side, the complexity status of the incremental maximum flow problem for instances with unit arc capacities remains open, even when the network is restricted to bipartite graphs. On the algorithmic side, we have identified classes of instances where integer programming solvers struggle and where the natural heuristics, although fast, do not provide high-quality solutions. Thus, there is an opportunity to explore more sophisticated heuristic, e.g., metaheuristics.

Finally, there are various other incremental network design problems that are worth studying, e.g., the incremental multicommodity flow problem.

References

- [1] B. Cavdaroglu, E. Hammel, J.E. Mitchell, T.C. Sharkey, and W.A. Wallace. Integrating restoration and scheduling decisions for disrupted interdependent infrastructure systems. *Annals of Operations Research*, pages 1–16, 2013.
- [2] T. Elgindy, A. Ernst, M. Baxter, M. Savelsbergh, and T. Kalinowski. Incremental network design with shortest paths. preprint: http://www.optimization-online.org/DB_FILE/2013/01/3752.pdf, 2013.
- [3] K. Engel, T. Kalinowski, and M.W.P. Savelsbergh. Incremental network design with minimum spanning trees. Preprint <http://arxiv.org/abs/1306.1926>, 2013.
- [4] B.J. Kim, W. Kim, and B.H. Song. Sequencing and scheduling highway network expansion using a discrete network design model. *The Annals of Regional Science*, 42(3):621–642, 2008.
- [5] E.E. Lee, J.E. Mitchell, and W.A. Wallace. Restoration of services in interdependent infrastructure systems: A network flows approach. *IEEE Transactions on Systems, Man, and Cybernetics, Part C: Applications and Reviews*, 37(6):1303–1317, 2007.
- [6] E.E. Lee, J.E. Mitchell, and W.A. Wallace. Network flow approaches for analyzing and managing disruptions to interdependent infrastructure systems. *Wiley handbook of science and technology for Homeland Security*, 2009.
- [7] A. Mahmood, M. Aamir, and M.I. Anis. Design and implementation of AMR smart grid system. In *Electric Power Conference, 2008. EPEC 2008. IEEE Canada*, pages 1–6. IEEE, 2008.
- [8] J.A. Momoh. Smart grid design for efficient and flexible power networks operation and control. In *Power Systems Conference and Exposition*, pages 1–8. IEEE, 2009.
- [9] S.G. Nurre, B. Cavdaroglu, J.E. Mitchell, T.C. Sharkey, and W.A. Wallace. Restoring infrastructure systems: An integrated network design and scheduling (INDS) problem. *European Journal of Operational Research*, 2012.
- [10] S.G. Nurre and T.C. Sharkey. Integrated network design and scheduling problems with parallel identical machines: Complexity results and dispatching rules. available online http://sarahgnurre.com/Research_files/INDS_Submitted.pdf.
- [11] H.J. Ryser. *Combinatorial mathematics*. Mathematical Association of America; distributed by Wiley, 1963.
- [12] S. V. Ukkusuri and G. Patil. Multi-period transportation network design under demand uncertainty. *Transportation Research Part B: Methodological*, 43(6):625 – 642, 2009.

A Complexity proof

Theorem 4. *The incremental maximum flow problem is NP-hard even when restricted to instances where every existing arc has capacity 1 and every potential arc has capacity 3.*

Proof. We use reduction from the problem *Exact Cover by 3-sets* (X3C). An instance of X3C is given by a collection \mathcal{S} of 3-element subsets of the set $U = \{1, 2, \dots, 3n\}$, and the problem is to decide if there are n sets $S_1, \dots, S_m \in \mathcal{S}$ such that $U = S_1 \cup \dots \cup S_n$. Such an X3C instance can be reduced to the following IMFP instance. The node set is

$$N = \{s, t\} \cup \{v_S : S \in \mathcal{S}\} \cup \{w_1, \dots, w_{3n}\}.$$

For every $S \in \mathcal{S}$, there is a potential arc with capacity 3 from s to v_S , and for every $i \in U$ there is an existing arc of capacity 1 from w_i to t . Moreover, for every $S = \{i, j, k\} \in \mathcal{S}$ there are three existing arcs (v_S, w_i) , (v_S, w_j) and (v_S, w_k) with unit capacities. Clearly the flow in time period k is at most $3 \cdot \min\{n, k - 1\}$, hence the objective value is bounded by

$$3 \cdot [0 + 1 + \dots + (n - 1)] + 3n(T - n)$$

and this upper bound can be achieved if and only if the underlying X3C instance is a YES-instance. \square

B Approximation for the incremental maximum matching problem

In order to derive a performance guarantee for *Quickest-ultimate* on instances of the incremental maximum matching problem, we strengthen Lemma 2. We need the following auxiliary result.

Lemma 7. *For real numbers $\alpha_1 \geq \alpha_2 \geq \dots \geq \alpha_n$ and $0 \leq \beta_1 \leq \beta_2 \leq \dots \leq \beta_n$ with $\sum_{i=1}^n \beta_i = B$, we have*

$$\sum_{i=1}^n \alpha_i \beta_i \leq \frac{B}{n} \sum_{i=1}^n \alpha_i.$$

Proof. By duality,

$$\begin{aligned} & \max \left\{ \sum_{i=1}^n \alpha_i x_i : x_i \leq x_{i+1} \text{ for } 1 \leq i \leq n-1, \sum_{i=1}^n x_i = B, x_i \geq 0 \text{ for } 1 \leq i \leq n \right\} \\ & = \min \{ Bz : y_i - y_{i-1} + z \geq \alpha_i \text{ for } 1 \leq i \leq n, y_0 = y_n = 0, y_i \geq 0 \text{ for } 1 \leq i \leq n-1 \}, \end{aligned}$$

and a feasible solution for the minimization problem on the RHS is given by $z = 1/n \sum_{i=1}^n \alpha_i$ and

$$y_i = (n - i)z - \sum_{j=i+1}^n \alpha_j \quad \text{for } 1 \leq i \leq n - 1. \quad \square$$

Lemma 8. *For the incremental maximum matching problem,*

$$z_1 \geq \begin{cases} TF - \frac{1}{2}c_r(r+1) & \text{if } f \geq r, \\ TF - \frac{1}{4}[c_r F + r(r-f) + 2c_r] & \text{if } f < r. \end{cases}$$

Proof. Recall that $\sum_{i=0}^{r-1} \lambda_i = c_r$. Lemmas 2 and 7 yield

$$\begin{aligned} z_1 &\geq TF - \sum_{i=0}^r \lambda_i(r-i) \geq TF - \frac{c_r}{r-1} \sum_{i=0}^r (r-i) = TF - \frac{c_r}{r} \left(r^2 - \frac{1}{2}r(r-1) \right) \\ &= TF - \frac{1}{2}c_r(r+1). \end{aligned}$$

For the case $r > f$ we define $\rho = \max\{0, \lceil (r-f)/2 \rceil\}$. Note that $f + \rho - 1 < f + (r-f)/2 = F/2$. This implies that in the first ρ time periods, there is always a potential arc which is used in the ultimate maximum matching, and is not adjacent to any arc in the current maximum matching. Hence $\lambda_i = 0$ for $0 \leq i \leq \rho - 1$. From Lemma 2 we obtain

$$z_1 \geq TF - \sum_{i=0}^{\rho-1} (r-i) - \sum_{i=\rho+1}^{r-1} \lambda_i(r-i).$$

Using Lemma 7 and $\sum_{i=\rho}^{r-1} \lambda_i = c_r - \rho$, this implies

$$\begin{aligned} z_1 &\geq TF - r\rho + \frac{\rho(\rho-1)}{2} - \frac{c_r - \rho}{r - \rho} \sum_{i=\rho+1}^{r-1} (r-i) \\ &= TF - r\rho + \frac{\rho(\rho-1)}{2} - \frac{c_r - \rho}{r - \rho} \left[r(r-\rho) - \frac{1}{2}(r-t)(r+t-1) \right] \\ &= TF - r\rho + \frac{\rho(\rho-1)}{2} - \frac{(c_r - \rho)(r - \rho + 1)}{2}. \end{aligned}$$

If $\rho = (r-f)/2$ then

$$\begin{aligned} z_1 &\geq TF - \frac{1}{2}r(r-f) + \frac{(r-f)(r-f-2)}{8} - \frac{(c_r - (r-f)/2)(r - (r-f)/2 + 1)}{2} \\ &= TF - \frac{1}{4}[c_r F + r(r-f) + 2c_r], \end{aligned}$$

and if $\rho = (r-f)/2$ then

$$\begin{aligned} z_1 &\geq TF - \frac{1}{2}r(r-f+1) + \frac{(r-f+1)(r-f-1)}{8} - \frac{(c_r - (r-f+1)/2)(r - (r-f+1)/2 + 1)}{2} \\ &= TF - \frac{1}{4}[c_r F + r(r-f) + c_r + r]. \end{aligned}$$

Now the claim follows from $c_r \geq r$. □

Proposition 1. *Quickest-ultimate is a $4/3$ -approximation algorithm for the incremental maximum matching problem.*

Proof. We need to show that $z^* - \frac{4}{3}z_1 \leq 0$, and we distinguish two cases.

Case 1. $r \leq f$, i.e. $\rho = 0$. Using Lemmas 1 and 8, we obtain

$$z^* - \frac{4}{3}z_1 \leq TF - \sum_{j=1}^r c_j \leq TF - \frac{r(r-1)}{2} - c_r - \frac{4}{3} \left[TF - \frac{c_r(r+1)}{2} \right] \leq \frac{2c_r r}{3} - \frac{TF}{3}.$$

The required inequality follows from $T \geq c_r$ and $F = f + r \geq 2r$.

Case 2. $r > f$. Lemma 8 implies

$$\begin{aligned} z^* - \frac{4}{3}z_1 &\leq TF - \sum_{j=1}^r c_j \\ &\leq TF - \frac{r(r-1)}{2} - c_r - \frac{4}{3} \left[TF - \frac{1}{4} [c_r F + r(r-f) + 2c_r] \right] \\ &= -\frac{TF}{3} - \frac{r(r-1)}{2} - c_r + \frac{c_r F}{3} + \frac{r(r-f)}{3} + \frac{2c_r}{3}. \end{aligned}$$

Using $T \geq c_r + 1$ and then substituting $F = f + r$, we obtain

$$\begin{aligned} z^* - \frac{4}{3}z_1 &\leq -\frac{c_r F}{3} - \frac{F}{3} - \frac{r^2}{2} + \frac{r}{2} - c_r + \frac{c_r F}{3} + \frac{r^2}{3} - \frac{rf}{3} + \frac{2c_r}{3} \\ &\leq -\frac{f}{3} - \frac{r}{3} + \frac{r}{2} - c_r - \frac{rf}{3} - \frac{c_r}{3} \leq \frac{r}{6} - \frac{c_r}{3}. \end{aligned}$$

Now the claim follows from $c_r \geq r$. □