
An Empirical Investigation of Catastrophic Forgetting in Gradient-Based Neural Networks

Ian J. Goodfellow
Mehdi Mirza
Da Xiao
Aaron Courville
Yoshua Bengio

GOODFELI@IRO.UMONTREAL.CA
MIRZAMOM@IRO.UMONTREAL.CA
XIAODA99@BUPT.EDU.CN
AARON.COURVILLE@UMONTREAL.CA
YOSHUA.BENGIO@UMONTREAL.CA

Abstract

Catastrophic forgetting is a problem faced by many machine learning models and algorithms. When trained on one task, then trained on a second task, many machine learning models “forget” how to perform the first task. This is widely believed to be a serious problem for neural networks. Here, we investigate the extent to which the catastrophic forgetting problem occurs for modern neural networks, comparing both established and recent gradient-based training algorithms and activation functions. We also examine the effect of the relationship between the first task and the second task on catastrophic forgetting. We find that it is always best to train using the dropout algorithm—the dropout algorithm is consistently best at adapting to the new task, remembering the old task, and has the best tradeoff curve between these two extremes. We find that different tasks and relationships between tasks result in very different rankings of activation function performance. This suggests that the choice of activation function should always be cross-validated.

1. Introduction

Catastrophic forgetting (McCloskey & Cohen, 1989; Ratcliff, 1990) is a problem that affects neural networks, as well as other learning systems, including both biological and machine learning systems. When a learning system is first trained on one task, then trained on a second task, it may forget how to perform

the first task. For example, a machine learning system trained with a convex objective will always reach the same configuration at the end of training on the second task, regardless of how it was initialized. This means that an SVM that is trained on two different tasks will completely forget how to perform the first task. Whenever the SVM is able to correctly classify an example from the original task, it is only due to chance similarities between the two tasks.

A well-supported model of biological learning in human beings suggests that neocortical neurons learn using an algorithm that is prone to catastrophic forgetting, and that the neocortical learning algorithm is complemented by a virtual experience system that replays memories stored in the hippocampus in order to continually reinforce tasks that have not been recently performed (McClelland et al., 1995). As machine learning researchers, the lesson we can glean from this is that it is acceptable for our learning algorithms to suffer from forgetting, but they may need complementary algorithms to reduce the information loss. Designing such complementary algorithms depends on understanding the characteristics of the forgetting experienced by our contemporary primary learning algorithms.

In this paper we investigate the extent to which catastrophic forgetting affects a variety of learning algorithms and neural network activation functions. Neuroscientific evidence suggests that the relationship between the old and new task strongly influences the outcome of the two successive learning experiences (McClelland). Consequently, we examine three different types of relationship between tasks: one in which the tasks are functionally identical but with different formats of the input, one in which the tasks are similar, and one in which the tasks are dissimilar.

We find that dropout (Hinton et al., 2012) is consistently the best training algorithm for modern feedfor-

ward neural nets. The choice of activation function has a less consistent effect—different activation functions are preferable depending on the task and relationship between tasks, as well as whether one places greater emphasis on adapting to the new task or retaining performance on the old task. When training with dropout, maxout (Goodfellow et al., 2013b) is the only activation function to consistently appear somewhere on the frontier of performance tradeoffs for all tasks we considered. However, maxout is not the best function at all points along the tradeoff curve, and does not have as consistent performance when trained without dropout, so it is still advisable to cross-validate the choice of activation function, particularly when training without dropout.

We find that in most cases, dropout increases the optimal size of the net, so the resistance to forgetting may be explained mostly by the larger nets having greater capacity. However, this effect is not consistent, and when using dissimilar task pairs, dropout usually decreases the size of the net. This suggests dropout may have other more subtle beneficial effects to characterize in the future.

2. Related work

Catastrophic forgetting has not been a well-studied property of neural networks in recent years. This property was well-studied in the past, but has not received much attention since the deep learning renaissance that began in 2006. Srivastava et al. (2013) repopularized the idea of studying this aspect of modern deep neural nets.

However, the main focus of this work was not to study catastrophic forgetting, so the experiments were limited. Only one neural network was trained in each case. The networks all used the same hyperparameters, and the same heuristically chosen stopping point. Only one pair of tasks was employed, so it is not clear whether the findings apply only to pairs of tasks with the same kind and degree of similarity or whether the findings generalize to many kinds of pairs of tasks. Only one training algorithm, standard gradient descent was employed. We move beyond all of these limitations by training multiple nets with different hyperparameters, stopping using a validation set, evaluating using three task pairs with different task similarity profiles, and including the dropout algorithm in our set of experiments.

3. Methods

In this section, we describe the basic algorithms and techniques used in our experiments.

3.1. Dropout

Dropout (Hinton et al., 2012; Srivastava, 2013) is a recently introduced training algorithm for neural networks. Dropout is designed to regularize neural networks in order to improve their generalization performance.

Dropout training is a modification to standard stochastic gradient descent training. When each example is presented to the network during learning, the input states and hidden unit states of the network are multiplied by a binary mask. The zeros in the mask cause some units to be removed from the network. This mask is generated randomly each time an example is presented. Each element of the mask is sampled independently of the others, using some fixed probability p . At test time, no units are dropped, and the weights going out of each unit are multiplied by p to compensate for that unit being present more often than it was during training.

Dropout can be seen as an extremely efficient means of training exponentially many neural networks that share weights, then averaging together their predictions. This procedure resembles bagging, which helps to reduce the generalization error. The fact that the learned features must work well in the context of many different models also helps to regularize the model.

Dropout is a very effective regularizer. Prior to the introduction of dropout, one of the main ways of reducing the generalization error of a neural network was simply to restrict its capacity by using a small number of hidden units. Dropout enables training of noticeably larger networks. As an example, we performed random hyperparameter search with 25 experiments in each case to find the best two-layer rectifier network (Glorot et al., 2011a) for classifying the MNIST dataset. When training with dropout, the best network according to the validation set had 56.48% more parameters than the best network trained without dropout.

We hypothesize that the increased size of optimally functioning dropout nets means that they are less prone to the catastrophic forgetting problem than traditional neural nets, which were regularized by constraining the capacity to be just barely sufficient to perform the first task.

3.2. Activation functions

Each of the hidden layers of our neural networks transforms some input vector x into an output vector h . In all cases, this is done by first computing a *presynaptic activation* $z = Wx + b$ where W is a matrix of learnable parameters and b is a vector of learnable parameters. The presynaptic activation z is then transformed into a post-synaptic activation h by an *activation function*: $h = f(z)$. h is then provided as the input to the next layer.

We studied the following activation functions:

1. *Logistic sigmoid*:

$$\forall i, f(z)_i = \frac{1}{1 + \exp(-z_i)}$$

2. *Rectified linear* (Jarrett et al., 2009; Glorot et al., 2011a):

$$\forall i, f(z)_i = \max(0, z_i)$$

3. *Hard Local Winner Take All (LWTA)* (Srivastava et al., 2013):

$$\forall i, f(z)_i = g(i, z)z_i.$$

Here g is a gating function. z is divided into disjoint blocks of size k , and $g(i, z)$ is 1 if z_i is the maximal element of its group. If more than one element is tied for the maximum, we break the tie uniformly at random¹. Otherwise $g(i, z)$ is 0.

4. *Maxout* (Goodfellow et al., 2013b):

$$\forall i, f(z)_i = \max_j \{z_{ki}, \dots, z_{k(i+1)-1}\}$$

We trained each of these four activation functions with each of the two algorithms we considered, for a total of eight distinct methods.

3.3. Random hyperparameter search

Making fair comparisons between different deep learning methods is difficult. The performance of most deep learning methods is a complicated non-linear function of multiple hyperparameters. For many applications, the state of the art performance is obtained by a human practitioner selecting hyperparameters for some

¹This is a deviation from the implementation of Srivastava et al. (2013), who break ties by using the smallest index. We used this approach because it is easier to implement in Theano. We think our deviation from the previous implementation is acceptable because we are able to reproduce the previously reported classification performance.

deep learning method. Human selection is problematic for comparing methods because the human practitioner may be more skillful at selecting hyperparameters for methods that he or she is familiar with. Human practitioners may also have a conflict of interest predisposing them to selecting better hyperparameters for methods that they prefer.

Automated selection of hyperparameters allows more fair comparison of methods with a complicated dependence on hyperparameters. However, automated selection of hyperparameters is challenging. Grid search suffers from the curse of dimensionality, requiring exponentially many experiments to explore high-dimensional hyperparameter spaces. In this work, we use random hyperparameter search (Bergstra & Bengio, 2012) instead. This method is simple to implement and obtains roughly state of the art results using only 25 experiments on simple datasets such as MNIST.

Other more sophisticated methods of hyperparameter search, such as Bayesian optimization, may be able to obtain better results, but we found that random search was able to obtain state of the art performance on the tasks we consider, so we did not think that the greater complication of using these methods was justified. More sophisticated methods of hyperparameter feedback may also introduce some sort of bias into the experiment, if one of the methods we study satisfies more of the modeling assumptions of the hyperparameter selector.

4. Experiments

All of our experiments follow the same basic form. For each experiment, we define two tasks: the “old task” and the “new task.” We examine the behavior of neural networks that are trained on the old task, then trained on the new task.

For each definition of the tasks, we run the same suite of experiments for two kinds of algorithms: stochastic gradient descent training, and dropout training. For each of these algorithms, we try four different activation functions: logistic sigmoid, rectifier, hard LWTA, and maxout.

For each of these eight conditions, we randomly generate 25 random sets of hyperparameters. See the code accompanying the paper for details. In all cases, we use a model with two hidden layers followed by a softmax classification layer. The hyperparameters we search over include the magnitude of the max-norm constraint (Srebro & Shraibman, 2005) for each layer, the method used to initialize the weights for each layer and any hyper-parameters associated with such

method, the initial biases for each layer, the parameters controlling a saturating linear learning rate decay and momentum increase schedule, and the size of each layer.

We did not search over some hyperparameters for which good values are reasonably well-known. For example, for dropout, the best probability of dropping a hidden unit is known to usually be around 0.5, and the best probability of dropping a visible unit is known to usually be around 0.2. We used these well-known constants on all experiments. This may reduce the maximum possible performance we are able to obtain using our search, but it makes the search function much better with only 25 experiments since fewer of the experiments fail dramatically.

We did our best to keep the hyperparameter searches comparable between different methods. We always used the same hyperparameter search for SGD as for dropout. For the different activation functions, there are some slight differences between the hyperparameter searches. All of these differences are related to parameter initialization schemes. For LWTA and maxout, we always set the initial biases to 0, since randomly initializing a bias for each unit can make one unit within a group win the max too often, resulting in dead filters. For rectifiers and sigmoids, we randomly select the initial biases, but using different distributions. Sigmoid networks can benefit from significantly negative initial biases, since this encourages sparsity, but these initializations are fatal to rectifier networks, since a significantly negative initial bias can prevent a unit’s parameters from ever receiving non-zero gradient. Rectifier units can also benefit from slightly positive initial biases, because they help prevent rectifier units from getting stuck, but there is no known reason to believe this helps sigmoid units. We thus use a different range of initial biases for the rectifiers and the sigmoids. This was necessary to make sure that each method is able to achieve roughly state of the art performance with only 25 experiments in the random search. Likewise, there are some differences in the way we initialize the weights for each activation function. For all activation functions, we initialize the weights from a uniform distribution over small values, in at least some cases. For maxout and LWTA, this is always the method we use. For rectifiers and sigmoids, the hyperparameter search may also choose to use the initialization method advocated by [Martens & Sutskever \(2011\)](#). In this method, all but k of the weights going into a unit are set to 0, while the remaining k are set to relatively large random values. For maxout and LWTA, this method performs poorly because different filters within the same group can be

initialized to have extremely dissimilar semantics.

In all cases, we first train on the “old task” until the validation set error has not improved in the last 100 epochs. Then we restore the parameters corresponding to the best validation set error, and begin training on the “new task”. We train until the error on the union of the old validation set and new validation set has not improved for 100 epochs.

After running all 25 randomly configured experiments for all 8 conditions, we make a possibilities frontier curve showing the minimum amount of test error on the new task obtaining for each amount of test error on the old task. Specifically, these plots are made by drawing a curve that traces out the lower left frontier of the cloud of points of all (old task test error, new task test error) pairs encountered by all 25 models during the course of training on the new task, with one point generated after each pass through the training set. Note that these test set errors are computed after training on only a subset of the training data, because we do not train on the validation set. It is possible to improve further by also training on the validation set, but we do not do so here because we only care about the relative performance of the different methods, not necessarily obtaining state of the art results.

(Usually possibilities frontier curves are used in scenarios where higher values are better, and the curves trace out the higher edge of a convex hull of scatterplot. Here, we are plotting error rates, so the lower values are better and the curves trace out the lower edge of a convex hull of a scatterplot. We used error rather than accuracy so that log scale plots would compress regions of bad performance and expand regions of good performance, in order to highlight the differences between the best-performing methods. Note that the log scaling sometimes makes the convex regions appear non-convex)

4.1. Input reformatting

Many naturally occurring tasks are highly similar to each other in terms of the underlying structure that must be understood, but have the input presented in a different format.

For example, consider learning to understand Italian after already learning to understand Spanish. Both tasks share the deeper underlying structure of being a natural language understanding problem, and furthermore, Italian and Spanish have similar grammar. However, the specific words in each language are different. A person learning Italian thus benefits from having a pre-existing representation of the general struc-

ture of the language. The challenge is to learn to map the new words into these structures (e.g., to attach the Italian word “sei” to the pre-existing concept of the second person conjugation of the verb “to be”) without damaging the ability to understand Spanish. The ability to understand Spanish could diminish if the learning algorithm inadvertently modifies the more abstract definition of language in general (i.e., if neurons that were used for verb conjugation before now get re-purposed for plurality agreement) rather than exploiting the pre-existing definition, or if the learning algorithm removes the associations between individual Spanish words and these pre-existing concepts (e.g., if the net retains the concept of there being a second person conjugation of the verb “to be” but forgets that the Spanish word “eres” corresponds to it).

To test this kind of learning problem, we designed a simple pair of tasks, where the tasks are the same, but with different ways of formatting the input. Specifically, we used MNIST classification, but with a different permutation of the pixels for the old task and the new task. Both tasks thus benefit from having concepts like penstroke detectors, or the concept of penstrokes being combined to form digits. However, the meaning of any individual pixel is different. The net must learn to associate new collections of pixels to penstrokes, without significantly disrupting the old higher level concepts, or erasing the old connections between pixels and penstrokes.

The classification performance results are presented in Fig. 1. Using dropout improved the two-task validation set performance for all models on this task pair. We show the effect of dropout on the optimal model size in Fig. 2. While the nets were able to basically succeed at this task, we don’t believe that they did so by mapping different sets of pixels into pre-existing concepts. We visualized the first layer weights of the best net (in terms of combined validation set error) and their apparent semantics do not noticeably change between when training on the old task concludes and training on the new task begins. This suggests that the higher layers of the net changed to be able to accommodate a relatively arbitrary projection of the input, rather than remaining the same while the lower layers adapted to the new input format.

4.2. Similar tasks

We next considered what happens when the two tasks are not exactly the same, but semantically similar, and using the same input format. To test this case, we used sentiment analysis of two product categories of Amazon reviews (Blitzer et al., 2007) as the two tasks.

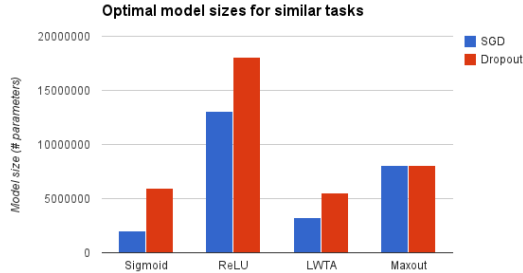


Figure 2. Optimal model size with and without dropout on the input reformatting tasks.

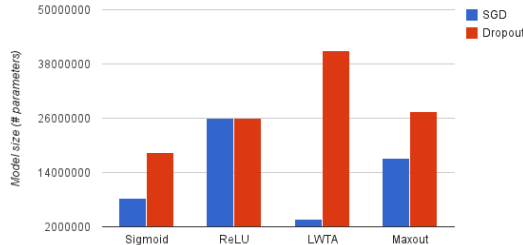


Figure 4. Optimal model size with and without dropout on the similar tasks experiment.

The task is just to classify the text of a product review as positive or negative in sentiment. We used the same preprocessing as (Glorot et al., 2011b).

The classification performance results are presented in Fig. 3. Using dropout improved the two-task validation set performance for all models on this task pair. We show the effect of dropout on the optimal model size in Fig. 6.

4.3. Dissimilar tasks

We next considered what happens when the two tasks are semantically similar. To test this case, we used Amazon reviews as one task, and MNIST classification as another. In order to give both tasks the same output size, we used only two classes of the MNIST dataset. To give them the same validation set size, we randomly subsampled the remaining examples of the MNIST validation set (since the MNIST validation set was originally larger than the Amazon validation set, and we don’t want the estimate of the performance on the Amazon dataset to have higher variance than the MNIST one). The Amazon dataset as we preprocessed it earlier has 5,000 input features, while MNIST has only 784. To give the two tasks the same input size, we reduced the dimensionality of the Amazon data with PCA.

Classification performance results are presented in

Catastrophic Forgetting

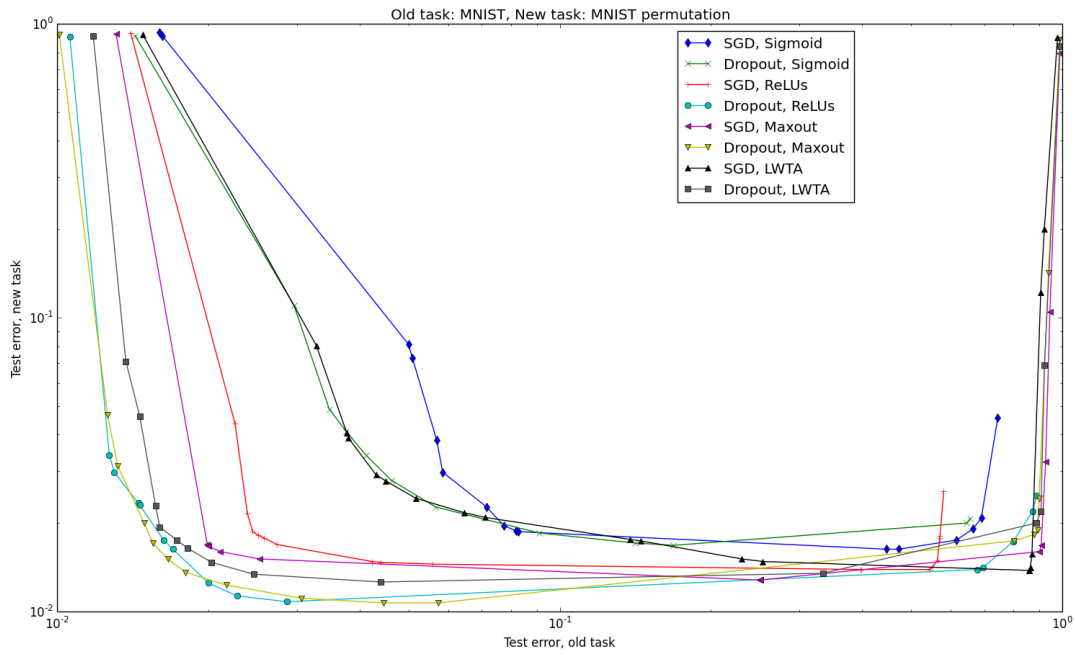


Figure 1. Possibilities frontiers for the input reformatting experiment.

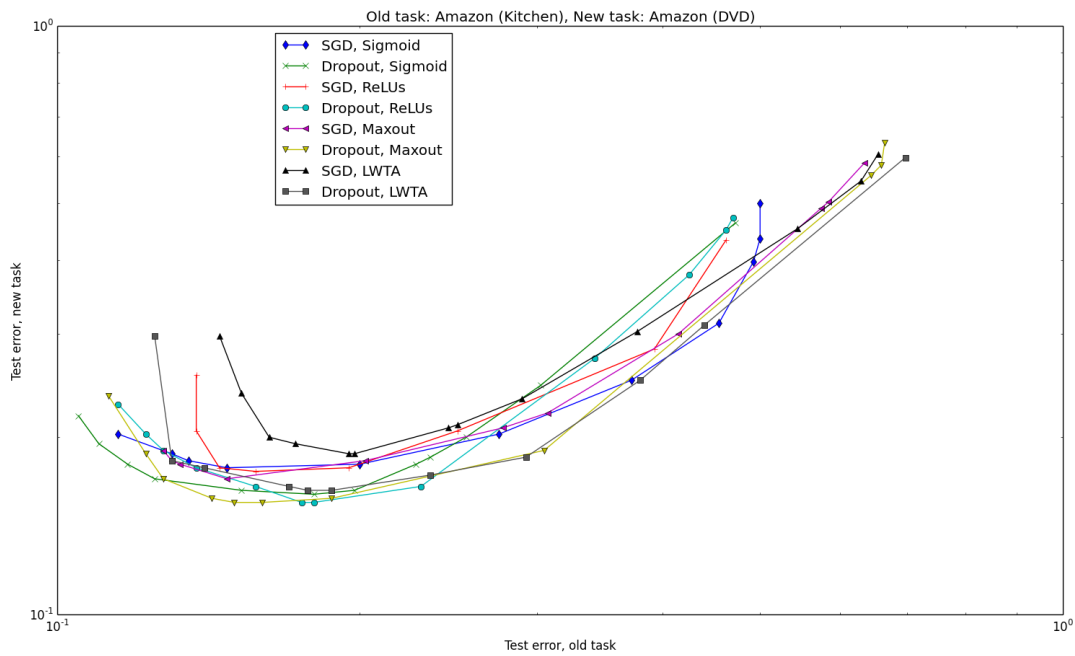


Figure 3. Possibilities frontiers for the similar tasks experiment.

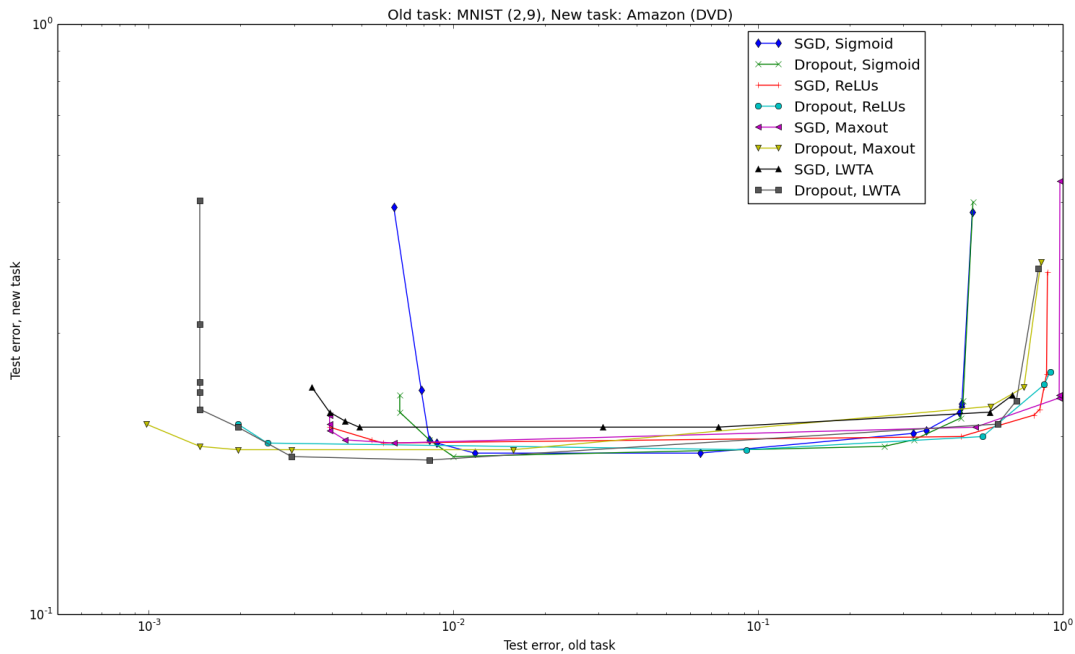


Figure 5. Possibilities frontiers for the dissimilar tasks experiment.

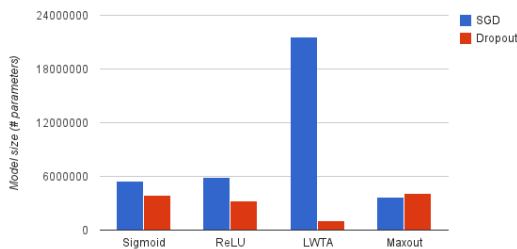


Figure 6. Optimal model size with and without dropout on the dissimilar tasks experiment.

Fig. 5. Using dropout improved the two-task validation set performance for all models on this task pair. We show the effect of dropout on the optimal model size in Fig. 6.

5. Discussion

Our experiments have shown that training with dropout is always beneficial, at least on the relatively small datasets we used in this paper. Dropout improved performance for all eight methods on all three task pairs. Dropout works the best in terms of performance on the new task, performance on the old task, and points along the tradeoff curve balancing these two extremes, for all three task pairs. Dropout’s resistance

to forgetting may be explained in part by the large model sizes that can be trained with dropout. On the input-reformatted task pair and the similar task pair, dropout never decreased the size of the optimal model for any of the four activation functions we tried. However, dropout seems to have additional properties that can help prevent forgetting that we do not yet have an explanation for. On the dissimilar tasks experiment, dropout improved performance but reduced the size of the optimal model for most of the activation functions, and on the other task pairs, it occasionally had no effect on the optimal model size.

The only recent previous work on catastrophic forgetting (Srivastava et al., 2013) argued that the choice of activation function has a significant effect on the catastrophic forgetting properties of a net, and in particular that hard LWTA outperforms logistic sigmoid and rectified linear units in this respect when trained with stochastic gradient descent.

In our more extensive experiments we found that the choice of activation function has a less consistent effect than the choice of training algorithm. When we performed experiments with different kinds of task pairs, we found that the ranking of the activation functions is very problem dependent. For example, logistic sigmoid is the worst under some conditions but the best

under other conditions. This suggests that one should always cross-validate the choice of activation function, as long as it is computationally feasible. We also reject the idea that hard LWTA is particularly resistant to catastrophic forgetting in general, or that it makes the standard SGD training algorithm more resistant to catastrophic forgetting. For example, when training with SGD on the input reformatting task pair, hard LWTA's possibilities frontier is worse than all activation functions except sigmoid for most points along the curve. On the similar task pair, LWTA with SGD is the worst of all eight methods we considered, in terms of best performance on the new task, best performance on the old task, and in terms of attaining points close to the origin of the possibilities frontier plot. However, hard LWTA does perform the best in some circumstances (it has the best performance on the new task for the dissimilar task pair). This suggests that it is worth including hard LWTA as one of many activation functions in a hyperparameter search. LWTA is however never the leftmost point in any of our three task pairs, so it is probably only useful in sequential task settings where forgetting is an issue.

When computational resources are too limited to experiment with multiple activation functions, we recommend using the maxout activation function trained with dropout. This is the only method that appears on the lower-left frontier of the performance tradeoff plots for all three task pairs we considered.

ACKNOWLEDGMENTS

We would like to thank the developers of Theano (Bergstra et al., 2010; Bastien et al., 2012), Pylearn2 (Goodfellow et al., 2013a). We would also like to thank NSERC, Compute Canada, and Calcul Québec for providing computational resources. Ian Goodfellow is supported by the 2013 Google Fellowship in Deep Learning.

References

- Bastien, Frédéric, Lamblin, Pascal, Pascanu, Razvan, Bergstra, James, Goodfellow, Ian J., Bergeron, Arnaud, Bouchard, Nicolas, and Bengio, Yoshua. Theano: new features and speed improvements. Deep Learning and Unsupervised Feature Learning NIPS 2012 Workshop, 2012.
- Bergstra, James and Bengio, Yoshua. Random search for hyper-parameter optimization. *Journal of Machine Learning Research*, 13:281–305, February 2012.
- Bergstra, James, Breuleux, Olivier, Bastien, Frédéric, Lamblin, Pascal, Pascanu, Razvan, Desjardins, Guillaume, Turian, Joseph, Warde-Farley, David, and Bengio, Yoshua. Theano: a CPU and GPU math expression compiler. In *Proceedings of the Python for Scientific Computing Conference (SciPy)*, June 2010. Oral Presentation.
- Blitzer, John, Dredze, Mark, and Pereira, Fernando. Biographies, bollywood, boom-boxes and blenders: Domain adaptation for sentiment classification. In *ACL '07*, pp. 440–447, 2007.
- Glorot, Xavier, Bordes, Antoine, and Bengio, Yoshua. Deep sparse rectifier neural networks. In *JMLR W&CP: Proceedings of the Fourteenth International Conference on Artificial Intelligence and Statistics (AISTATS 2011)*, April 2011a.
- Glorot, Xavier, Bordes, Antoine, and Bengio, Yoshua. Domain adaptation for large-scale sentiment classification: A deep learning approach. In *Proceedings of the Twenty-eight International Conference on Machine Learning (ICML'11)*, volume 27, pp. 97–110, June 2011b.
- Goodfellow, Ian J., Warde-Farley, David, Lamblin, Pascal, Dumoulin, Vincent, Mirza, Mehdi, Pascanu, Razvan, Bergstra, James, Bastien, Frédéric, and Bengio, Yoshua. Pylearn2: a machine learning research library. *arXiv preprint arXiv:1308.4214*, 2013a.
- Goodfellow, Ian J., Warde-Farley, David, Mirza, Mehdi, Courville, Aaron, and Bengio, Yoshua. Max-out networks. In Dasgupta, Sanjoy and McAllester, David (eds.), *Proceedings of the 30th International Conference on Machine Learning (ICML'13)*, pp. 1319–1327. ACM, 2013b. URL <http://icml.cc/2013/>.
- Hinton, Geoffrey E., Srivastava, Nitish, Krizhevsky, Alex, Sutskever, Ilya, and Salakhutdinov, Ruslan. Improving neural networks by preventing co-adaptation of feature detectors. Technical report, arXiv:1207.0580, 2012.
- Jarrett, Kevin, Kavukcuoglu, Koray, Ranzato, Marc'Aurelio, and LeCun, Yann. What is the best multi-stage architecture for object recognition? In *Proc. International Conference on Computer Vision (ICCV'09)*, pp. 2146–2153. IEEE, 2009.
- Martens, James and Sutskever, Ilya. Learning recurrent neural networks with Hessian-free optimization. In *Proc. ICML'2011*. ACM, 2011.

McClelland, J. L., McNaughton, B. L., and O'Reilly, R. C. Why there are complementary learning systems in the hippocampus and neocortex: Insights from the successes and failures of connectionist models of learning and memory. *Psychological Review*, 102:419–457, 1995.

McClelland, James L.

McCloskey, M. and Cohen, N. J. Catastrophic interference in connectionist networks: The sequential learning problem. In Bower, G. H. (ed.), *The Psychology of Learning and Motivation, Vol. 24*, pp. 109–164. Academic Press, San Diego, CA, 1989.

Ratcliff, R. Connectionist models of recognition memory: constraints imposed by learning and forgetting functions. *Psychological review*, 97(2):285–308, April 1990. ISSN 0033-295X. URL <http://view.ncbi.nlm.nih.gov/pubmed/2186426>.

Srebro, Nathan and Shraibman, Adi. Rank, trace-norm and max-norm. In *Proceedings of the 18th Annual Conference on Learning Theory*, pp. 545–560. Springer-Verlag, 2005.

Srivastava, Nitish. Improving neural networks with dropout. Master's thesis, U. Toronto, 2013.

Srivastava, Rupesh K, Masci, Jonathan, Kazerounian, Sohrob, Gomez, Faustino, and Schmidhuber, Jürgen. Compete to compute. In Burges, C.J.C., Bottou, L., Welling, M., Ghahramani, Z., and Weinberger, K.Q. (eds.), *Advances in Neural Information Processing Systems 26*, pp. 2310–2318. 2013. URL http://media.nips.cc/nipsbooks/nipspapers/paper_files/nips26/1109.pdf.