

---

# Learning Type-Driven Tensor-Based Meaning Representations

---

Tamara Polajnar and Luana Făgărașan and Stephen Clark  
University of Cambridge  
Computer Laboratory  
first.last@cl.cam.ac.uk

## Abstract

This paper investigates the learning of 3rd-order tensors representing the semantics of transitive verbs. The meaning representations are part of a type-driven tensor-based semantic framework, from the newly emerging field of compositional distributional semantics. Standard techniques from the neural networks literature are used to learn the tensors, which are tested on a selectional preference-style task with a simple 2-dimensional sentence space. Promising results are obtained against a competitive corpus-based baseline. We argue that extending this work beyond transitive verbs, and to higher-dimensional sentence spaces, is an interesting and challenging problem for the machine learning community to consider.

## 1 Introduction

An emerging subfield of natural language processing and computational linguistics is concerned with learning compositional distributional representations of meaning [23, 3, 10, 18, 9, 28, 7]. The advantage of such representations lies in their potential to combine the benefits of distributional approaches to word meaning [26, 31] with the more traditional compositional methods from formal semantics [13]. Distributional representations have the properties of robustness, learnability from data, ease of handling ambiguity, and the ability to represent gradations of meaning; whereas compositional models handle the unbounded nature of natural language, as well as providing established accounts of logical words, quantification, and inference.

One promising approach which attempts to combine elements of compositional and distributional semantics is by Coecke et al. [10]. The underlying idea is to take the type-driven approach from formal semantics — in particular the idea that the meanings of complex grammatical types should be represented as functions — and apply it to distributional representations. Since the mathematics of distributional semantics is provided by linear algebra, a natural set of functions to consider is the set of linear maps. Coecke et al. recognize that there is a natural correspondence from complex grammatical types to tensors (multi-linear maps), so that the meaning of an adjective, for example, is represented by a matrix (a 2nd-order tensor)<sup>1</sup> and the meaning of a transitive verb is represented by a 3rd-order tensor. Coecke et al. use the grammar of pregroups as the syntactic machinery to construct distributional meaning representations, since both pregroups and vector spaces can be seen as examples of the same abstract structure, which leads to a particularly clean mathematical description of the compositional process. However, the approach applies more generally, for example to other forms of categorial grammar, such as Combinatory Categorial Grammar [29], and also to phrase-structure grammars in a way that a formal linguist would recognize [2]. Clark [7] provides a description of the tensor-based framework aimed more at computational linguists, relying only on the mathematics of multi-linear algebra rather than the category theory used in [10]. Section 2 repeats some of this description.

---

<sup>1</sup>This same insight lies behind the work of Baroni and Zamparelli [3].

A major open question associated with the tensor-based semantic framework is how to learn the tensors representing the meanings of words with complex types, such as verbs and adjectives. The framework is essentially a compositional framework, providing a recipe for how to combine distributional representations, but leaving open what the underlying vector spaces are and how they can be acquired. One significant challenge is an engineering one: in a wide-coverage grammar able to handle naturally occurring text, there will be a) a large lexicon with many word-category pairs requiring tensor representations; and b) many higher-order tensors with large numbers of parameters which need to be learned. In this paper we take a first step towards learning such representations, by learning tensors for transitive verbs.

One feature of the tensor-based framework is that it allows the meanings of words and phrases with different basic types, for example nouns and sentences, to live in different vector spaces; but this means that the sentence space must be specified in advance. In this paper we consider a simple sentence space: the “plausibility space” described by Clark [7], represented here as a probability distribution (and hence having only 2 dimensions). Logistic regression is used to learn a plausibility classifier. We begin with this simple space since we want to see the extent to which the tensor-based representations can be learned at all.

One goal of this paper is to introduce the problem of learning tensor-based semantic representations to the ML community. Current methods, for example the work of Socher [28], typically use only matrix representations, and also assume that words, phrases and sentences all live in the same vector space. The tensor-based semantic framework is more flexible, in that it allows different spaces for different grammatical types, which results from it being tied more closely to a type-driven syntactic description; however, this flexibility comes at a price, since there are many more parameters to learn. Various communities are beginning to recognize the additional power that tensor representations can provide, through the capturing of interactions that are difficult to represent with vectors and matrices (see e.g. [25, 30, 11]). Hierarchical recursive structures in language potentially represent a large number of such interactions (the obvious example for this paper being the interaction between a transitive verb’s subject and object), and present a significant challenge for machine learning.

## 2 Syntactic Types to Tensors

The syntactic type of a transitive verb in English is  $(S \setminus NP) / NP$  (using Steedman [29] notation), meaning that a transitive verb is a function which takes an  $NP$  argument to the right, an  $NP$  argument to the left, and results in a sentence  $S$ . Such *categories* with slashes are *complex categories*;  $S$  and  $NP$  are *basic* or *atomic* categories. Interpreting such categories under the Coecke et al. framework is straightforward. First, for each atomic category there is a corresponding vector space; in this case the sentence space  $\mathbf{S}$  and the noun space  $\mathbf{N}$ .<sup>2</sup> Hence the meaning of a noun or noun phrase, for example *people*, will be a vector in the noun space:  $\overrightarrow{people} \in \mathbf{N}$ . In order to obtain the meaning of a transitive verb, each slash is replaced with a tensor product, so that the meaning of *eat*, for example, is a 3rd-order tensor:  $\overrightarrow{eat} \in \mathbf{S} \otimes \mathbf{N} \otimes \mathbf{N}$ . Just as in the syntactic case, the meaning of a transitive verb is a function (a multi-linear map) which takes two noun vectors as arguments and returns a sentence vector.

Meanings combine using *tensor contraction*, which can be thought of as a multi-linear generalisation of matrix multiplication [17]. Consider first the adjective-noun case, for example *black cat*. The syntactic type of *black* is  $N / N$ ; hence its meaning is a 2nd-order tensor (matrix):  $\overrightarrow{black} \in \mathbf{N} \otimes \mathbf{N}$ . In the syntax,  $N / N$  combines with  $N$  using the rule of forward application ( $(N / N) N \Rightarrow N$ ), which is an instance of function application. Function application is also used in the tensor-based semantics, which, for a matrix and vector argument, corresponds to matrix multiplication.

Figure 1 shows how the syntactic types combine with a transitive verb, and the corresponding tensor-based semantic types. Note that, after the verb has combined with its object  $NP$ , the type of the verb phrase is  $S \setminus NP$ , with a corresponding meaning tensor (matrix) in  $\mathbf{S} \otimes \mathbf{N}$ . This matrix then combines with the subject vector, through matrix multiplication, to give a sentence vector.

In practice, using for example the wide-coverage grammar from CCGbank [19], there will be many types with more than 3 slashes, with corresponding higher-order tensors. For example, a common

<sup>2</sup>In practice, for example using the CCG parser of Clark and Curran [8], there will be additional atomic categories, such as  $PP$ , but not many more.

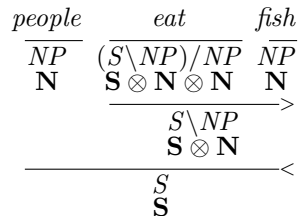


Figure 1: Syntactic reduction and tensor-based semantic types for a transitive verb sentence

category for a preposition is the following:  $((S \setminus NP) \setminus (S \setminus NP)) / NP$ , which would be assigned to *with* in *eat with a fork*. (The way to read the syntactic type is as follows: *with* requires an *NP* argument to the right – *a fork* in this example – and then a verb phrase to the left – *eat* with type  $S \setminus NP$  – resulting in a verb phrase.) The corresponding meaning tensor lives in the space  $S \otimes N \otimes S \otimes N \otimes N$ , i.e. a 5th-order tensor. Categories with even more slashes are not uncommon, for example  $((N/N)/(N/N))/((N/N)/(N/N))$ . Clearly learning parameters for such tensors is highly challenging, and it is likely that lower dimensional approximations will be required. We leave investigation of such approximations to future work.

### 3 Verb and Sentence Representation

As described above, in this paper we have chosen to focus on a two-dimensional “plausibility space” for the meanings of sentences. One way to think of this space is the simplest extension of truth values from the traditional truth-theoretic account to a real-valued setting.<sup>3</sup> We also focus on the plausibility of transitive verb sentences with the simple *subject verb object* (SVO) grammatical structure, for example *people eat fish* (as in Figure 1). These sentences were generated automatically by finding specific transitive verbs in a dependency-parsed corpus and extracting the head nouns from the subject and the object (see Section 4). The nouns have atomic syntactic types and are represented by distributional semantic vectors, built using standard techniques [31], while the verb is a multi-linear map that takes in two nouns and outputs values in the plausibility space.

We define the plausibility space to have two dimensions, one corresponding to *plausible* and one corresponding to *implausible*. Hence the verb tensor outputs two real values for each subject-verb-object triple. If the vectors in noun space have dimensionality  $K$  and the sentence space has dimensionality  $S$  (two in this case), then the verb is a  $K \times K \times S$  tensor. We add some additional processing to the tensor network, following standard practice in neural networks and following [20], by passing the output values through a non-linear sigmoid function, and then creating a probability distribution over two classes, *plausible* ( $\top$ ) and *implausible* ( $\perp$ ), using a softmax function.

In Section 3.1, we propose a two-class logistic regression classifier for simultaneous learning of the verb function and the plausibility space. This method was introduced in [20], but only implemented as a proof-of-concept with vectors of length 2 and small, manually created datasets based on propositional logic examples. In order to make the learning practical, given the large numbers of contextual features in the noun vectors, we employ a technique (described in Section 4.2) that improves low-dimensional singular value decomposition (SVD) [12], and thus enables us to effectively limit the number of parameters while learning from corpus-sized data. As a baseline we adapted a method from [18], where the verb is represented as the average of the Kronecker products of the subject and object vectors from the positive training data. This method does not produce a plausibility space, but plausibility of the subject-verb-object triple can be calculated using cosine similarity (see Section 3.2).

#### 3.1 Tensor learning

Following [20], we learn the tensor values as parameters ( $V$ ) of a regression algorithm. To represent this space as a distribution over two classes ( $\top, \perp$ ) we apply a sigmoid ( $\sigma$ ) to restrict the output to the  $[0,1]$  range and the softmax activation function ( $g$ ) to balance the class probabilities. The full

<sup>3</sup>We are not too concerned with the philosophical interpretation of these plausibility values; rather we see the plausibility sentence space as a useful initial testbed for the tensor-based semantic framework.

parameter set which we need to optimise for is  $B = \{V, \Theta\}$ , where  $\Theta = \{\theta_{\top}, \theta_{\perp}\}$  are the softmax parameters for the two classes. For each verb we optimise the KL-divergence  $\mathcal{L}$  between the training labels  $t^i$  and classifier predictions using:

$$O(B) = \sum_{i=1}^N \mathcal{L}(t^i, g(\sigma((n_s^i)V(n_o^i)^T), \Theta)) + \frac{\lambda}{2} \|B\|^2 \quad (1)$$

where  $n_s^i$  and  $n_o^i$  are the subject and object of the training instance  $i \in N$ . The gold-standard distribution over training labels is defined as  $(1, 0)$  or  $(0, 1)$ , depending on whether the training instance is a positive (plausible) or negative (implausible) example. The derivatives are obtained via the chain rule with respect to each set of parameters and gradient descent is performed using the Adagrad algorithm [14]. Tensor contraction is implemented using the Matlab Tensor Toolbox [1].

### 3.2 Baseline

The baseline is a simple corpus-driven approach of generating a matrix from an average of Kronecker products of the subject and object vectors from the positively labelled subset of the training data [18], for each verb. The intuition is that the matrix for each verb represents an average of the pairwise contextual features of a typical subject and object (as extracted from instances of the verb). For example, the matrix for *eat* may have a high value for the contextual feature pair (*is\_human*, *is\_food*) (assuming that the features are interpretable in this way). To determine the plausibility of a new subject-object pair for a particular verb, we calculate the Kronecker product of the subject and object noun vectors for this pair, and compare the resulting matrix with the average verb matrix using cosine similarity. Intuitively, the average verb matrix can be thought of as what the verb expects to see in terms of the contextual features of its subject and objects, and the cosine is determining the extent to which the particular argument pair satisfies those expectations. As well as being an intuitive corpus-based method for representing the meaning of a transitive verb, this method has also performed well experimentally [18], and hence we consider it to be a competitive baseline.

For label prediction, the cutoff is estimated at the break-even point of the receiver operator characteristic (ROC) generated by testing the positive and negative examples of the training data against the learned average matrix.<sup>4</sup> In practice it would be more accurate to estimate the cutoff on a validation dataset, but some of the verbs have so few training instances that this was not possible.

## 4 Data

To train a classifier for each verb, a dataset of positive and negative examples is required. While we can consider subject-verb-object triples that naturally occur in corpus data as positive, a technique for generating pseudo-negative examples is needed, which is described below.

### 4.1 Training examples

In order to generate training data we made use of two large corpora: the Google Syntactic N-grams (GSN) [16] and the Wikipedia October 2013 dump. The Wikipedia corpus consists of the textual content tokenised using the Stanford NLP tools<sup>5</sup> and parsed and lemmatised using the C&C parser and the Morpha lemmatiser [8, 22].

We first chose transitive verbs with different concreteness scores [5] and frequencies, in order to obtain a variety of verb types. Then the positive SVO examples were extracted from the GSN corpus. More precisely, we extracted all distinct syntactic trigrams of the form *nsubj ROOT dobj*, where the root of the phrase was one of our target verbs. We lemmatised the words using the NLTK<sup>6</sup> lemmatiser and filtered these examples to retain only the ones that contain nouns that also occur in Wikipedia, obtaining the counts reported in Table 1.

For every positive (plausible) training example, we constructed a negative (implausible) one by replacing both the subject and the object with a *confounder*, using a standard technique from the

<sup>4</sup>The break-even point is when the true positive rate is equal to the false positive rate.

<sup>5</sup><http://nlp.stanford.edu/software/index.shtml>

<sup>6</sup><http://nltk.org/>

| Verb     | Concreteness | # of Positive Examples | Frequency |
|----------|--------------|------------------------|-----------|
| APPLY    | 2.5          | 5618                   | 47361762  |
| CENSOR   | 3            | 26                     | 278525    |
| COMB     | 5            | 164                    | 644447    |
| DEPOSE   | 2.5          | 118                    | 874463    |
| EAT      | 4.44         | 5067                   | 26396728  |
| IDEALIZE | 1.17         | 99                     | 485580    |
| INCUBATE | 3.5          | 82                     | 833621    |
| JUSTIFY  | 1.45         | 5636                   | 10517616  |
| REDUCE   | 2            | 26917                  | 40336784  |
| WIPE     | 4            | 1090                   | 6348595   |

Table 1: The 10 chosen verbs together with their concreteness scores. The number of positive SVO examples was capped at 2000. **Frequency** is the frequency of the verb in the GSN corpus.

| Positive                       | Negative                           |
|--------------------------------|------------------------------------|
| <i>court</i> APPLY <i>law</i>  | <i>plan</i> APPLY <i>title</i>     |
| <i>woman</i> COMB <i>hair</i>  | <i>role</i> COMB <i>guitarist</i>  |
| <i>animal</i> EAT <i>plant</i> | <i>mountain</i> EAT <i>product</i> |

Table 2: Some example training instances

selection preferences literature [6]. A confounder was generated by choosing a random noun from the same frequency bucket as the original noun. Frequency buckets of size 10 were constructed by collecting noun frequency counts from the Wikipedia corpus. Table 2 presents a few pairs of positive and negative training examples.

## 4.2 Noun representation

Distributional semantic models [31] encode word meaning in a vector format by counting co-occurrences with other words within a specified context, which can be defined in many ways, for example as a whole document, an N-word window, or a grammatical relation. In this paper we use sentence boundaries to define context windows. To generate noun context vectors, the Wikipedia corpus described above is scanned for the nouns that appear in the training data and the number of times a context word ( $c_j$ ) occurs within the same sentence as the target noun ( $w_i$ ) is recorded in the vector representing that noun. The context words are the top 10,000 most frequent lemmatised words in the whole corpus excluding stopwords. The raw co-occurrence counts are re-weighted using the standard tTest weighting scheme, where  $f_{w_i c_j}$  is the number of times target noun  $w_i$  occurs with context word  $c_j$ :

$$tTest(\vec{w}_i, c_j) = \frac{p(w_i, c_j) - p(w_i)p(c_j)}{\sqrt{p(w_i)p(c_j)}} \quad (2)$$

$$\text{where } p(w_i) = \frac{\sum_j f_{w_i c_j}}{\sum_k \sum_l f_{w_k c_l}}, p(c_j) = \frac{\sum_i f_{w_i c_j}}{\sum_k \sum_l f_{w_k c_l}}, \text{ and } p(w_i, c_j) = \frac{f_{w_i c_j}}{\sum_k \sum_l f_{w_k c_l}}.$$

Using all 10,000 context words would result in a large number of parameters for each verb tensor, and so we apply the following dimensionality reduction technique which makes training tractable. Considering tTest values as a ranking function, we choose the top  $N$  highest ranked context words for each noun. The value  $N$  is chosen by testing on the development subset of the MEN dataset (MENdev), a standard dataset for evaluating the quality of semantic vectors [4].<sup>7</sup> The tTest weights span the range  $[-1, 1]$ , but are generally tightly concentrated around zero. Hence an additional technique we use is to spread the range using row normalisation:  $\vec{w} := \frac{\vec{w}}{\|\vec{w}\|_2}$ . Hence each noun vector now contains only  $N$  non-zero values, where each value is a (weighted, normalised) co-occurrence frequency.

<sup>7</sup>The MEN dataset contains 3000 word pairs that were judged for similarity by human annotators. Of that 2000 are in the development subset and the remaining 1000 are used as test data.

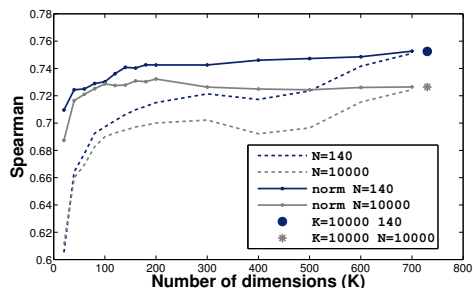


Figure 2: Vectors tuned for sparseness (dark) consistently produce equal or better dimensionality reductions (MENdev). The solid lines show improvement in lower dimensional representations of SVD when dimensionality reduction is applied after normalisation.

Finally, placing each noun vector as a row in a matrix results in a noun-context co-occurrence matrix. Singular value decomposition (SVD) is applied to this matrix, with 20 latent dimensions. Applying SVD to such a matrix is a standard technique for removing noise and uncovering the latent semantic dimensions in the data, and has been reported to improve performance on a number of semantic similarity tasks [31]. Together these two simple techniques [24] markedly improve the performance of SVD on smaller dimensions ( $K$ ) on the MENdev set (see Figure 2), and enable us to train the verb tensors using 20-dimensional noun vectors. On an older, highly reported dataset of 353 word pairs [15] our vectors achieve the Spearman correlation of 0.63 without context selection and normalisation, and 0.60 with only 20 dimensions after these techniques have been applied. On MENtest we get 0.73 and 0.71, respectively.

## 5 Experiments

We conducted three experiments. The first used all of the available training examples in 5 repetitions of a 2-fold cross-validation (5x2cv) experiment to evaluate the peak performance for each of the verbs (Table 3). The verbs with many subject-object pairs were capped at 4,000 instances (the 2,000 most frequent positive pairs and 2,000 pseudo-negative). We compared the performance of the *baseline* and *tensor learning* methods on 20 and 40 dimensional vectors.<sup>8</sup>

The performance was evaluated using the area under the ROC (AUC) and the  $F_1$  measure (based on precision and recall over the plausible class). The AUC evaluates whether a method is ranking positive examples above negative ones, regardless of the class cutoff value.  $F_1$  shows how accurately a method assigns the correct class label. Since the baseline uses *ad hoc* class assignment, AUC is the more fair measure.

In the second experiment, we repeated the 5x2cv with datasets of 52 training points for each verb, as this is the size of the smallest dataset of the verb CENSOR (Table 4). The points were randomly sampled from the datasets used in the first experiment. Finally, the four verbs with the largest datasets were used to examine how the performance of the methods change as the amount of training data increases. The 4,000 training samples were randomised and half was used for testing. We sampled between 10 and 1000 training triples from the other half (Figure 3).

### 5.1 Analysis

In general the tensor learning algorithm learns more effectively and with smaller variance than the baseline, particularly from the smaller dimensional noun vectors. The  $F_1$  scores indicate that learning is necessary for accurate classification while the baseline AUC results show that in principle only positive examples are necessary (since the baseline only sees positive examples). Analysis of errors shows that the baseline method mostly generates false negative errors (i.e. predicting implausible

<sup>8</sup>We also implemented and experimented with a *matrix* method, which outputs a sigmoid transformed single plausibility value instead of the overparameterised 2-value softmax vector. This method performed worse than baseline and was thus left out of this paper.

| Verb           | Vectors $K = 20$    |                      | Vectors $K = 40$    |                      |
|----------------|---------------------|----------------------|---------------------|----------------------|
|                | Baseline            | Tensor               | Baseline            | Tensor               |
| AUC            |                     |                      |                     |                      |
| APPLY          | 78.67 ± 0.81        | <b>84.81 ± 0.69†</b> | 81.46 ± 0.58        | <b>85.68 ± 0.72†</b> |
| CENSOR         | <b>89.79 ± 7.52</b> | 82.01 ± 6.02         | <b>85.54 ± 9.04</b> | 79.40 ± 8.23         |
| COMB           | 82.93 ± 1.70        | <b>87.68 ± 2.19</b>  | 85.65 ± 2.13        | <b>89.41 ± 2.33</b>  |
| DEPOSE         | <b>92.78 ± 1.44</b> | 91.10 ± 1.85         | <b>94.44 ± 1.16</b> | 92.70 ± 1.48         |
| EAT            | 92.99 ± 0.43        | <b>94.01 ± 0.68</b>  | 93.81 ± 0.45        | <b>94.62 ± 0.37</b>  |
| IDEALIZE       | <b>75.18 ± 7.48</b> | 69.52 ± 2.83         | <b>75.84 ± 6.85</b> | 69.56 ± 4.52         |
| INCUBATE       | 79.70 ± 4.85        | <b>84.94 ± 2.64</b>  | 85.53 ± 2.78        | <b>89.33 ± 2.52</b>  |
| JUSTIFY        | 87.32 ± 0.85        | <b>88.21 ± 0.61</b>  | <b>88.70 ± 0.62</b> | 85.27 ± 0.93         |
| REDUCE         | 94.24 ± 0.38        | <b>95.03 ± 0.46</b>  | 95.48 ± 0.48        | <b>96.13 ± 0.37</b>  |
| WIPE           | 80.53 ± 1.04        | <b>82.00 ± 1.18</b>  | 84.47 ± 0.98        | <b>85.19 ± 1.16</b>  |
| F <sub>1</sub> |                     |                      |                     |                      |
| APPLY          | 64.24 ± 13.90       | <b>77.37 ± 0.57</b>  | 64.00 ± 16.48       | <b>79.27 ± 1.03</b>  |
| CENSOR         | 56.12 ± 34.37       | <b>74.62 ± 7.22</b>  | 47.93 ± 31.08       | <b>70.66 ± 10.83</b> |
| COMB           | 52.38 ± 31.35       | <b>80.19 ± 3.36</b>  | 45.02 ± 34.25       | <b>81.15 ± 2.59</b>  |
| DEPOSE         | 56.84 ± 31.87       | <b>84.50 ± 1.73</b>  | 54.77 ± 38.04       | <b>84.60 ± 2.66</b>  |
| EAT            | 54.03 ± 33.38       | <b>87.78 ± 0.74</b>  | 52.45 ± 27.68       | <b>88.91 ± 0.54</b>  |
| IDEALIZE       | 49.03 ± 24.74       | <b>53.61 ± 28.43</b> | 48.28 ± 23.41       | <b>66.53 ± 4.69</b>  |
| INCUBATE       | 55.42 ± 29.80       | <b>77.81 ± 3.95</b>  | 50.84 ± 37.99       | <b>80.30 ± 5.51</b>  |
| JUSTIFY        | 69.70 ± 14.41       | <b>81.44 ± 0.69</b>  | 73.71 ± 8.74        | <b>79.73 ± 0.94</b>  |
| REDUCE         | 77.26 ± 6.99        | <b>89.06 ± 0.55</b>  | 71.24 ± 17.23       | <b>91.24 ± 0.57</b>  |
| WIPE           | 55.94 ± 27.64       | <b>75.77 ± 1.21</b>  | 47.62 ± 33.63       | <b>78.57 ± 0.73</b>  |

Table 3: Full-size data cross-validation results with standard deviation. Bold indicates that the method performs better, and † that the result is significant according to the 5x2cv F-test [32].

| Verb     | Baseline            | Tensor               |
|----------|---------------------|----------------------|
| APPLY    | 67.03 ± 8.86        | <b>83.24 ± 4.06</b>  |
| CENSOR   | 83.55 ± 6.81        | 83.93 ± 3.96         |
| COMB     | 71.87 ± 11.48       | <b>81.26 ± 7.28</b>  |
| DEPOSE   | 92.74 ± 3.45        | <b>95.84 ± 2.86</b>  |
| EAT      | 73.96 ± 3.47        | <b>90.14 ± 3.02†</b> |
| IDEALIZE | <b>66.72 ± 4.45</b> | 52.35 ± 7.54         |
| INCUBATE | 51.52 ± 8.14        | <b>79.75 ± 7.01†</b> |
| JUSTIFY  | 72.36 ± 12.66       | <b>75.44 ± 9.25</b>  |
| REDUCE   | 79.69 ± 5.24        | <b>91.25 ± 4.33</b>  |
| WIPE     | 76.70 ± 8.14        | 75.24 ± 5.70         |

Table 4: Small data (26 positive + 26 negative per verb) cross-validation results show AUC with standard deviation. The † indicates statistically significant results.

when the gold standard label is plausible), particularly on triples that contain nouns that have not been seen with the verb in the training data, which indicates that the baseline may not adequately generalise over the latent dimensions from the SVD. In contrast, tensor learning (TL) produces almost equal numbers of false positives and false negatives, but sometimes produces false negatives with some low frequency nouns (e.g. *bourgeoisie idealize work*), presumably because there is not enough information in the noun vector to decide on the correct class. TL also produces some false positive errors when either of the nouns is plausible (but the triple is implausible), which would suggest results may be improved by training with data where only one noun is confounded or treating negative data as possibly positive [21].

Both the full data and small data experiments indicate that IDEALIZE is the most difficult verb to learn. It has the twin properties of low frequency and low concreteness. In addition, it is likely to have low selectional preference strength, not selecting strongly for the semantic types of its arguments. Both verb frequency and concreteness have positive Spearman correlation with the TL AUC values from Tables 3 and 4. Frequency has much stronger correlation (Table 3:0.53, Table 4:0.31) than concreteness (Table 3:0.14, Table 4:0.08), even when all datasets are reduced to the same number of examples. This is probably due to the fact that the more frequent verbs occur in more frequent

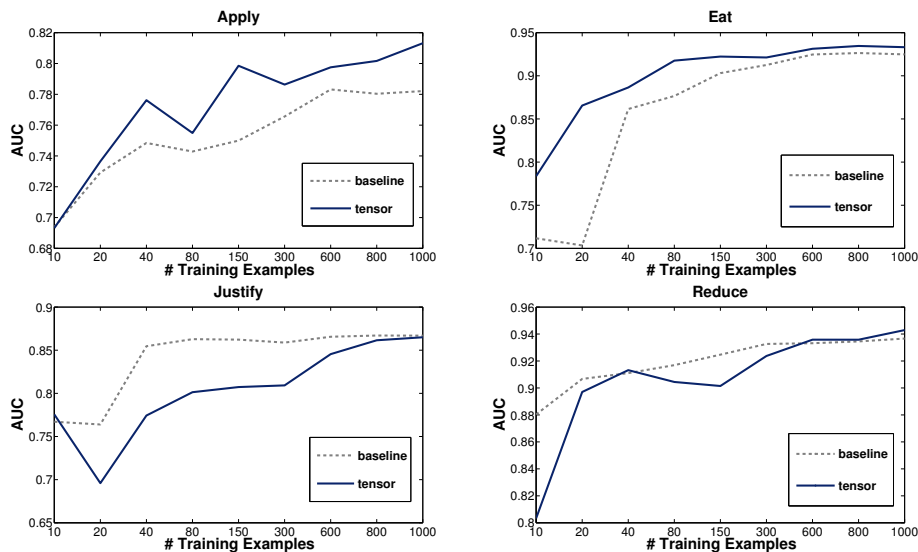


Figure 3: Comparison of baseline (dashed) and tensor learning (full) methods as the number of training instances increases.

triples, which are likely to contain highly frequent nouns, and hence have higher quality noun vectors. However, if we just consider the most frequent verbs (Figure 3) we can see that EAT, which has the highest concreteness (4.44), provides a much smoother learning curve and asymptotes quicker than the less concrete verbs APPLY (2.4), REDUCE (2), and JUSTIFY (1.45). From this brief analysis, we hypothesise that noun frequency, verb concreteness, and selectional preference strength of the verb for its arguments all influence the quality of the learned representation.

## 6 Conclusion

In this paper we have investigated learning 3rd-order tensors to represent the semantics of transitive verbs, with a 2-dimensional “plausibility” sentence space. There are obvious connections with the large literature on selectional preference learning (see e.g. [27] for a recent paper); however, our goal is not to contribute to that literature, but rather to use a selectional preference task as a first corpus-driven test of the type-driven tensor-based semantic framework of Coecke et al., as well as introduce this framework to the machine learning community.

We have shown that standard techniques from the neural networks literature can be effectively applied to learning 3rd-order tensors from corpus data, with our results showing positive trends compared to a competitive corpus-based baseline. There is much work to be done in extending the techniques in this paper, both in terms of a higher-dimensional, potentially more structured, sentence space, and in terms of incorporating the many syntactic types making up a wide-coverage grammar. Since many of these types require higher order tensors than 3rd-order, we suggest that tensor decomposition techniques are likely to be necessary for practical performance.

## Acknowledgments

Tamara Polajnar is supported by ERC Starting Grant DisCoTex (306920). Stephen Clark is supported by ERC Starting Grant DisCoTex and EPSRC grant EP/I037512/1. Luana Făgărașan is supported by an EPSRC Doctoral Training Partnership award. Thanks to Laura Rimell and Jean Maillard for helpful discussion.

## References

- [1] Brett W. Bader, Tamara G. Kolda, et al. Matlab tensor toolbox version 2.5. Available online, Jan 2012.



- [2] M. Baroni, R. Bernardi, and R. Zamparelli. Frege in space: A program for compositional distributional semantics (to appear). *Linguistic Issues in Language Technologies*, 2013.
- [3] M. Baroni and R. Zamparelli. Nouns are vectors, adjectives are matrices: Representing adjective-noun constructions in semantic space. In *Conference on Empirical Methods in Natural Language Processing (EMNLP-10)*, pages 1183–1193, Cambridge, MA, 2010.
- [4] E. Bruni, G. Boleda, M. Baroni, and N. Tran. 2012. Distributional semantics in technicolor. In *Proceedings of the 50th Annual Meeting of the ACL*, pages 136–145, Jeju Island, Korea, 2012.
- [5] Marc Brysbaert, Amy Beth Warriner, and Victor Kuperman. Concreteness ratings for 40 thousand generally known English word lemmas. *Behavior research methods*, pages 1–8, 2013.
- [6] Nathanael Chambers and Dan Jurafsky. Improving the use of pseudo-words for evaluating selectional preferences. In *Proceedings of the 48th Meeting of the ACL*, pages 445–453, Uppsala, Sweden, 2010.
- [7] Stephen Clark. Type-driven syntax and semantics for composing meaning vectors. In Chris Heunen, Mehrnoosh Sadrzadeh, and Edward Grefenstette, editors, *Quantum Physics and Linguistics: A Compositional, Diagrammatic Discourse*, pages 359–377. Oxford University Press, 2013.
- [8] Stephen Clark and James R. Curran. Wide-coverage efficient statistical parsing with CCG and log-linear models. *Computational Linguistics*, 33(4):493–552, 2007.
- [9] Daoud Clarke. A context-theoretic framework for compositionality in distributional semantics. *Computational Linguistics*, 38(1):41–71, 2012.
- [10] B. Coecke, M. Sadrzadeh, and S. Clark. Mathematical foundations for a compositional distributional model of meaning. In J. van Benthem, M. Moortgat, and W. Buszkowski, editors, *Linguistic Analysis (Lambek Festschrift)*, volume 36, pages 345–384. 2010.
- [11] Tim Van de Cruys, Laura Rimell, Thierry Poibeau, and Anna Korhonen. Multi-way tensor factorization for unsupervised lexical acquisition. In *Proceedings of COLING 2012*, Mumbai, India, 2012.
- [12] Scott Deerwester, Susan T. Dumais, George W. Furnas, Thomas K. Landauer, and Richard Harshman. Indexing by latent semantic analysis. *Journal of the American Society for Information Science*, 41(6):391–407, 1990.
- [13] D.R. Dowty, R.E. Wall, and S. Peters. *Introduction to Montague Semantics*. Dordrecht, 1981.
- [14] John Duchi, Elad Hazan, and Yoram Singer. Adaptive subgradient methods for online learning and stochastic optimization. *J. Mach. Learn. Res.*, 12:2121–2159, July 2011.
- [15] Lev Finkelstein, Evgeniy Gabrilovich, Yossi Matias, Ehud Rivlin, Zach Solan, Gadi Wolfman, and Eytan Ruppín. Placing search in context: The concept revisited. *ACM Transactions on Information Systems*, 20:116–131, 2002.
- [16] Yoav Goldberg and Jon Orwant. A dataset of syntactic-ngrams over time from a very large corpus of English books. In *Second Joint Conference on Lexical and Computational Semantics*, pages 241–247, Atlanta, Georgia, 2013.
- [17] Edward Grefenstette. *Category-Theoretic Quantitative Compositional Distributional Models of Natural Language Semantics*. PhD thesis, University of Oxford, 2013.
- [18] Edward Grefenstette and Mehrnoosh Sadrzadeh. Experimental support for a categorical compositional distributional model of meaning. In *Proceedings of the 2011 Conference on Empirical Methods in Natural Language Processing*, pages 1394–1404, Edinburgh, Scotland, UK, July 2011.
- [19] Julia Hockenmaier and Mark Steedman. CCGbank: a corpus of CCG derivations and dependency structures extracted from the Penn Treebank. *Computational Linguistics*, 33(3):355–396, 2007.
- [20] Jayant Krishnamurthy and Tom M Mitchell. Vector space semantic parsing: A framework for compositional vector space models. In *Proceedings of the 2013 ACL Workshop on Continuous Vector Space Models and their Compositionality*, Sofia, Bulgaria, 2013.
- [21] Wee Sun Lee and Bing Liu. Learning with positive and unlabeled examples using weighted logistic regression. In *Proceedings of the Twentieth International Conference on Machine Learning (ICML)*, 2003.
- [22] Guido Minnen, John Carroll, and Darren Pearce. Applied morphological processing of English. *Natural Language Engineering*, 7(3):207–223, 2001.
- [23] Jeff Mitchell and Mirella Lapata. Vector-based models of semantic composition. In *Proceedings of ACL-08*, pages 236–244, Columbus, OH, 2008.
- [24] Tamara Polajnar and Stephen Clark. Improving distributional semantic vectors through context selection and normalisation. In *14th Conference of the European Chapter of the Association for Computational Linguistics, EACL’14*, 2014.
- [25] M. Ranzato, A. Krizhevsky, and G. E. Hinton. Factored 3-way restricted boltzmann machines for modeling natural images. In *Proceedings of the Thirteenth International Conference on Artificial Intelligence and Statistics (AISTATS)*, Sardinia, Italy, 2010.

- [26] Hinrich Schütze. Automatic word sense discrimination. *Computational Linguistics*, 24(1):97–124, 1998.
- [27] Diarmuid O Seaghdha. Latent variable models of selectional preference. In *Proceedings of ACL 2010*, Uppsala, Sweden, 2010.
- [28] Richard Socher, Brody Huval, Christopher D. Manning, and Andrew Y. Ng. Semantic compositionality through recursive matrix-vector spaces. In *Proceedings of the Conference on Empirical Methods in Natural Language Processing*, pages 1201–1211, Jeju, Korea, 2012.
- [29] Mark Steedman. *The Syntactic Process*. The MIT Press, Cambridge, MA, 2000.
- [30] I. Sutskever, R. Salakhutdinov, and J. B. Tenenbaum. Modelling relational data using bayesian clustered tensor factorization. In *Proceedings of Advances in Neural Information Processing Systems (NIPS 2009)*, Vancouver, Canada, 2009.
- [31] Peter D. Turney and Patrick Pantel. From frequency to meaning: Vector space models of semantics. *Journal of Artificial Intelligence Research*, 37:141–188, 2010.
- [32] Aydın Ulaş, Olcay Taner Yıldız, and Ethem Alpaydın. Cost-conscious comparison of supervised learning algorithms over multiple data sets. *Pattern Recognition*, 45(4):1772–1781, April 2012.