

# Nonequilibrium fluctuation-dissipation relations for one- and two-particle correlation functions in the context of steady-state quantum transport

H Ness<sup>1,3</sup> and L K Dash<sup>2,3</sup>

<sup>1</sup> Department of Physics, University of York, Heslington, York YO10 5DD, UK

<sup>2</sup> Department of Physics and Astronomy, University College London, Gower Street, London WC1E 6BT, UK

<sup>3</sup> European Theoretical Spectroscopy Facility (ETSF)

**Abstract.** We study non-equilibrium (NE) fluctuation-dissipation (FD) relations in the context of quantum thermoelectric transport through a two-terminal nanodevice, in the steady-state and with interaction. The FD relations for the one- and two-particle correlation functions are derived. Explicit expressions for the FD relations of the Green's functions (one-particle correlations) are provided. The FD relations for the current-current and charge-charge (two-particle) correlations are calculated numerically. We use self-consistent NE Green's functions calculations to the system in the absence and in the presence of electron-phonon interaction in the central region. We find that the FD relations for the one-particle correlation function are strongly dependent on both the NE conditions and the interactions, while they are much less dependent on the interactions for the two-particle correlation, especially for the current-current correlation functions. This suggests interesting applications for single-molecule and other nanoscale transport experiments. Measurements of the charge and current, and of their fluctuations can provide information about the effective gradients of chemical potential and temperature in the central region, and about other properties of the system such as the strength of the coupling to the leads and of the interaction.

PACS numbers: 73.63.-b, 05.30.-d, 05.30.Fk, 85.65.+h

## 1. Introduction

Conventional non-equilibrium statistical physics has been focussed on approach to equilibrium and on situations close to equilibrium (linear-response). In these cases, the properties of the system are determined by the equilibrium condition. To go beyond this regime, one needs to treat properly the effects of the full non-equilibrium conditions.

Quantum systems can be driven far from equilibrium either by time-dependent perturbation or by coupling to reservoirs at different chemical potentials or temperatures. In the latter case, the system is said to be open because it can exchange particles and/or energy with the reservoirs, Hence particle and/or energy currents flow throughout the system. Such processes take place in different contexts, ranging from nano- to meso-scale electronic conductors to chemical reactions. The recent developments in modern techniques of microscopic manipulation and nanotechnologies enable us to build functional nanoscale systems, for example, electronic nanodevices or molecular motors. Transport properties and fluctuations in such systems can nowadays be experimentally resolved at the single electron level [1, 2].

At equilibrium, small fluctuations of systems satisfy a universal relation known as the fluctuation-dissipation (FD) theorem [3, 4]. The FD relation connects spontaneous fluctuations to the linear response of the system and holds for both the classical and quantum cases. The search for similar relations for systems driven far from equilibrium has been an active area of research for many decades. A major breakthrough had taken place with the discovery of exact fluctuation relations, which hold for classical systems at non-equilibrium (NE) [5, 6, 7, 8].

The derivation of fluctuation theorems for quantum systems has also been considered in Refs. [9, 10, 11, 12], either in the context of quantum heat conduction or electron full counting statistics [8, 13, 11, 14, 15, 16, 17, 18, 19, 20] where open quantum systems exchange energy and/or particles with their reservoirs. Another route to study NE FD relations is to find effective and local thermodynamical variables (temperature, chemical potential) dependent on the NE conditions, but entering the conventional equilibrium relations [21, 22, 23].

Motivated by understanding NE properties at the nanoscale and their use in practical nanodevices, we develop, in this paper, a generalisation of FD relations to NE conditions in the presence of both charge and heat transport in the steady state regime. Furthermore we show the effects of interactions between particles, i.e. the many-body (MB) effects, on such relations by considering a model of electron-phonon coupled system. In particular, we consider the NE FD relationships for one-particle correlation functions, i.e. the electronic Green's functions (GFs), and for two-particle correlation functions, i.e. the current-current (JJ) and charge-charge (CC) correlation and response functions. We extend the concept of the Kubo-Martin-Schwinger (KMS) conditions and the FD relations to the NE steady state regime. Expressions for the KMS and FD relations for a model system connected to two reservoirs (in the presence of a finite applied bias and a temperature gradient) are provided explicitly.

We provide the full derivations of the one- and two-particle correlation functions and their NE FD relations. We show that the FD theorem for the one-particle correlation functions is strongly dependent on both the NE conditions and the interaction between particles. While the FD relations for the two-particle correlation functions are much less dependent on the interaction (at least in the regime of weak to intermediate coupling strength). We also discuss how such FD relations could be used to obtain information about the properties of the system by transport and noise measurements. This knowledge is very important for the analysis of the transport properties in complex systems, such as large single-molecule junctions.

The paper is organised as follows: In section 2, we recall the relation for the FD theorem at equilibrium. In section 3, we focus on the NE steady state regime (section 3.1) for a model system consisting in a finite size central region connected to two semi-infinite reservoirs at their own equilibrium (section 3.2). The expressions for the KMS and FD relations for the one-particle correlation functions are derived in section 3.3. We consider first the non-interacting case with uniform temperature (section 3.3.1), in the presence of both chemical potential and temperature gradients (section 3.3.2), and in the presence of interaction (section 3.3.3). The two-particle correlation functions are derived in section , and the corresponding FD relations are obtained numerically. In section 4, we provide results from numerical calculations for the non-interacting system, for which we discuss the FD relations and the concepts of NE distribution functions (section 4.1) and pseudo equilibrium with an effective temperature (section 4.2). The effects of the interaction in the central region are studied in section 5 for a model of local electron-phonon coupling. The FD relations for the two-particle we obtain from NE Green's functions calculations. We present results for the off-resonant (section 5.1) and resonant (section 5.2) transport regimes, in the presence of both chemical potential and temperature gradients in section 5.4. We also study the effects of the strength of the coupling to the leads (section 5.5) and of the strength of the electron-phonon coupling (section 5.6). on the FD relations. We finally conclude and discuss extensions and connection to experiments of the present work in section 6.

## 2. Fluctuation-dissipation theorem at equilibrium

At equilibrium, the FD theorem arises from the fact that the time evolution operator  $e^{-iHt}$  bears a strong formal similarity to the weighting factor  $e^{-\beta H}$  that occurs in (grand-)canonical averages by identifying  $t \equiv -i\beta$  (with the usual definition  $\beta = 1/kT$ ). The key relation is that, for any two operators  $A$  and  $B$ , one has

$$\langle A(t - i\beta)B(t') \rangle = \langle B(t')A(t) \rangle . \quad (1)$$

We define the following correlation functions

$$X_{AB}^> = \langle A(1)B(2) \rangle \quad \text{and} \quad X_{AB}^< = \mp \langle B(2)A(1) \rangle , \quad (2)$$

with the minus (plus) sign for  $A, B$  being fermion (boson) operators. The integer 1, 2 represents a composite index for space and time coordinates  $(x_i, t_i)$  (or other convenient index for the space coordinate if one works on a lattice or with localised basis sets).

At equilibrium, these quantities depend only on the time difference, and after Fourier transform, one can write the general FD theorem for  $X_{AB}^{\leq}(\omega)$  as follows:

$$X_{AB}^> + X_{AB}^< = \left[ \frac{r_{AB}(\omega) + 1}{r_{AB}(\omega) - 1} \right] (X_{AB}^> - X_{AB}^<) , \quad (3)$$

with the ratio  $r_{AB}(\omega)$  obtained from the KMS relation at equilibrium

$$r_{AB}(\omega) = X_{AB}^>/X_{AB}^< = \mp e^{\beta\bar{\omega}} \quad (4)$$

with the minus sign for fermion operators (plus sign for boson operators) and  $\bar{\omega} = \omega - \mu^{\text{eq}}$  for grand-canonical average with the equilibrium chemical potential  $\mu^{\text{eq}}$  ( $\bar{\omega} = \omega$  for canonical average). One can recover the more conventional FD relations from Eq.(3).

For boson operators, one gets the usual relation between commutator and anticommutator:

$$\langle \{A, B\} \rangle_{\omega} = \coth(\beta\bar{\omega}/2) \langle [A, B] \rangle_{\omega} , \quad (5)$$

with  $\langle \dots \rangle_{\omega}$  being the Fourier transform of  $\langle \dots \rangle(t - t')$ .

For electron Green's functions, we have  $X_{AB}^> = iG^>(1, 2)$  with  $A(1) = \Psi(1)$  and  $B(2) = \Psi^{\dagger}(2)$ . By identifying,

$$\begin{aligned} G^K &= G^> + G^< = i\langle [\Psi(1), \Psi^{\dagger}(2)] \rangle , \\ G^r - G^a &= G^> - G^< = i\langle \{ \Psi(1), \Psi^{\dagger}(2) \} \rangle , \end{aligned} \quad (6)$$

one recovers the usual relation

$$G^K(\omega) = \tanh(\beta\bar{\omega}/2) (G^r(\omega) - G^a(\omega)) . \quad (7)$$

Note that, in this case, the sum  $G^> + G^<$  (the difference  $G^> - G^<$ ) provides a commutator (anticommutator) for the fermion operators.

Furthermore, using the KMS ratio  $G^>/G^< = -e^{\beta\bar{\omega}}$ , one recovers the other well known relation

$$G^<(\omega) = -f^{\text{eq}}(G^> - G^<) = -f^{\text{eq}}(\omega)(G^r - G^a)(\omega) , \quad (8)$$

with  $f^{\text{eq}}(\omega) = [1 - G^>/G^<]^{-1} = [1 + e^{\beta\bar{\omega}}]^{-1}$  being the equilibrium Fermi distribution.

### 3. Non-equilibrium steady state conditions

#### 3.1. Breakdown of the equilibrium relations

The previous equilibrium KMS and FD relations do not hold generally in the nonequilibrium conditions, even if the steady state could be seen as a pseudo-equilibrium

state. In order to understand such a breakdown, we consider the reformulation of NE quantum statistical mechanics made by Hershfield [24]. In this work, the author derived a time-independent NE density matrix  $\rho^{\text{NE}} \equiv e^{-\beta(H-Y)}$  which incorporates both the NE and MB effects [24, 25, 26, 27].

The  $Y$  operator is constructed from an iterative scheme for the equation of motion (in the interaction representation) of an initial  $Y_0$  operator. In the case of a two-terminal devices, the initial operator is  $Y_0 = \mu_L N_L + \mu_R N_R$  with the left and right chemical potentials  $\mu_{L,R}$  and particle number operators  $N_{L,R}$  of the two reservoirs. The key relation leading the FD theorems becomes with the use of  $\rho^{\text{NE}}$ :

$$\langle A(t - i\beta)B(t') \rangle = \langle e^{-\beta Y} B(t') e^{\beta Y} A(t) \rangle . \quad (9)$$

The usual equilibrium FD relations break down at NE because additional contributions arise from the expansion

$$e^{-\beta Y} B e^{\beta Y} = B - [\beta Y, B] + [\beta Y, [\beta Y, B]]/2! - [\beta Y, [\beta Y, [\beta Y, B]]]/3! + \dots$$

Indeed, any operator  $B$  does not necessarily commute with the NE operator  $Y$ . Hence NE FD theorems depend on the system set-up (a central region connected to two or more reservoirs) and on both the nature of the “force” (perturbation) driving the systems out of equilibrium (temperature or chemical potential gradients) and the interaction between particles.

In that sense, these FD relations will be less universal than the equilibrium FD theorem, since they depend on the driving “forces”. But after all, the class of NE states is richer and much more varied than that encountered in equilibrium. However, for each class of problems, the NE FD relations present a clear form of universality as we will see below.

### 3.2. Model for quantum transport

In this paper, we consider the FD relations of one- and two-particle correlation functions in the context of non-equilibrium steady state quantum transport. We consider the single impurity model connected to two non-interacting Fermi seas. The left ( $L$ ) and right ( $R$ ) leads are at their own equilibrium, with a Fermi distribution  $f_\alpha(\omega)$  defined by their respective chemical potentials  $\mu_\alpha$  and temperatures  $T_\alpha$  ( $\alpha = L, R$ ). The central region connected to the leads contain interaction characterized by a self-energy  $\Sigma_{\text{int}}(\omega)$ .

The expression we derived in the following sections can be generalised to a model with several electronic levels by taking the trace of the different quantities over such degrees of freedom, as we have done for generalised susceptibilities [28] and in for transport with interaction everywhere [29]. Furthermore the specific model used for the leads does not need to be specified, as long as the leads can be described by an embedding self-energy  $\Sigma_\alpha(\omega)$  in the electron GF of the central region.

Our results for the FD relations are general with respect to both the leads and the interaction self-energies.

### 3.3. The one-particle correlation functions

The one-particle correlation functions we consider in this section are the electron GFs defined in the central region (Appendix Appendix A). They are obtained from two correlation functions, i.e. the lesser and greater GFs:

$$\begin{aligned} G^<(t, t') &= -i\langle d^\dagger(t')d(t) \rangle, \\ G^>(t, t') &= i\langle d(t)d^\dagger(t') \rangle, \end{aligned} \quad (10)$$

where  $d^\dagger$  ( $d$ ) creates (annihilates) an electron in the central region and  $\langle \dots \rangle$  is the average over the proper equilibrium or NE ensemble.

The advanced and retarded GFs are obtained from the combination of the lesser and greater components as follows:

$$G^{r/a}(t, t') = \pm\theta(\pm(t - t'))(G^>(t, t') - G^<(t, t')). \quad (11)$$

In the steady state, all quantities depend only on the time difference  $X(t, t') = X(t - t')$  and can be Fourier transformed in an single-energy representation  $X(\omega)$ .

*3.3.1. The non-interacting case* In the absence of interaction in the central region, one can use the properties of the lesser and greater GFs in the central region,

$$G_0^{\lessgtr}(\omega) = G_0^r(\omega)(\Sigma_L^{\lessgtr} + \Sigma_R^{\lessgtr})(\omega)G_0^a(\omega), \quad (12)$$

to show that they follow the pseudo-equilibrium relations [30]:

$$\begin{aligned} G_0^<(\omega) &= -f_0^{\text{NE}}(\omega) (G_0^r - G_0^a) (\omega) \\ G_0^>(\omega) &= -(f_0^{\text{NE}}(\omega) - 1) (G_0^r - G_0^a) (\omega), \end{aligned} \quad (13)$$

where

$$f_0^{\text{NE}}(\omega) = \frac{\Gamma_L(\omega)f_L(\omega) + \Gamma_R(\omega)f_R(\omega)}{\Gamma_L(\omega) + \Gamma_R(\omega)} \quad (14)$$

is the NE distribution function of the central region in the absence of interaction, and  $\Gamma_\alpha(\omega) = i(\Sigma_\alpha^>(\omega) - \Sigma_\alpha^<(\omega))$  is the spectral function of the lead's self-energy.

We can then determine the KMS ratio  $r_{AB}$  and the FD ratio (FDR) in Eq. (3) as follows:

$$\text{FDR}[G_0] = \frac{G_0^> + G_0^<}{G_0^> - G_0^<} = 1 - 2f_0^{\text{NE}}(\omega). \quad (15)$$

As expected,  $\text{FDR}[G_0]$  leads to the  $\tanh(\beta\bar{\omega}/2)$  term in Eq. (7) at equilibrium.

For symmetric coupling to the leads,  $\Gamma_L = \Gamma_R$  and  $\mu_{L,R} = \mu^{\text{eq}} \pm V/2$ , we obtain [31] after algebraic manipulations:

$$\text{FDR}[G_0] = \frac{\sinh \beta\bar{\omega}}{\cosh \beta\bar{\omega} + \cosh \beta V/2}, \quad (16)$$

and

$$\frac{G_0^<}{G_0^>} = -\frac{e^{-\beta\bar{\omega}} + \cosh \beta V/2}{e^{\beta\bar{\omega}} + \cosh \beta V/2}. \quad (17)$$

Interestingly, in the symmetric coupling case, both the KMS and FD ratios are independent of the coupling to the leads  $\Gamma_\alpha$ .

At equilibrium, when  $V = 0$ , we recover the usual results

$$\frac{G_0^<} {G_0^>} = -\frac{e^{-\beta\bar{\omega}} + 1}{e^{\beta\bar{\omega}} + 1} = -e^{-\beta\bar{\omega}}$$

and

$$\text{FDR}[G_0] = \frac{\sinh \beta\bar{\omega}}{\cosh \beta\bar{\omega} + 1} = \frac{(e^{\beta\bar{\omega}/2} + e^{-\beta\bar{\omega}/2})(e^{\beta\bar{\omega}/2} - e^{-\beta\bar{\omega}/2})}{(e^{\beta\bar{\omega}/2} + e^{-\beta\bar{\omega}/2})^2} = \tanh(\beta\bar{\omega}/2)$$

as expected.

For the general case, the left and right contacts are different ( $\Gamma_L \neq \Gamma_R$ ) and there are asymmetric potential drops, i.e.  $\mu_\alpha = \mu^{\text{eq}} + \eta_\alpha V$ , with the condition  $\Delta\mu = \mu_L - \mu_R = V$  (i.e.  $\eta_L - \eta_R = 1$ ). We find the corresponding general FD ratio from Eq. (15):

$$\text{FDR}[G_0] = \frac{\sinh \beta(\bar{\omega} - \bar{\eta}V) - (\bar{\Gamma}_L - \bar{\Gamma}_R) \sinh \beta V/2}{\cosh \beta(\bar{\omega} - \bar{\eta}V) + \cosh \beta V/2}, \quad (18)$$

with  $\bar{\eta} = (\eta_L + \eta_R)/2$  and  $\bar{\Gamma}_\alpha = \Gamma_\alpha/(\Gamma_L + \Gamma_R)$ . For the KMS ratio we obtain the following expression:

$$\frac{G^<} {G^>} = -\frac{e^{-\beta(\bar{\omega} - \bar{\eta}V)} + \cosh \beta V/2 + (\bar{\Gamma}_L - \bar{\Gamma}_R) \sinh \beta V/2}{e^{\beta(\bar{\omega} - \bar{\eta}V)} + \cosh \beta V/2 - (\bar{\Gamma}_L - \bar{\Gamma}_R) \sinh \beta V/2}. \quad (19)$$

In this general case, the FD and KMS ratios are dependent on the coupling to the leads via the  $\Gamma_\alpha(\omega)$  quantities.

*3.3.2. The thermoelectric transport regime* So far we have considered systems with a unique temperature. We can also consider cases where there is a temperature gradient between the leads. The derivations for the FD and KMS ratios follow the same line as in the previous section.

We find that the NE FD ratio for the symmetric non-interacting case, in the presence of both chemical potential and temperature gradients between the two leads, is given as follows:

$$\text{FDR}[G_0](V, \nabla T) = \frac{2 \sinh \bar{\beta}\bar{\omega}}{2 \cosh \bar{\beta}\bar{\omega} + (e^{-\beta_L V/2} + e^{\beta_R V/2}) \cosh(\Delta\beta\bar{\omega}/2) + (e^{-\beta_L V/2} - e^{\beta_R V/2}) \sinh(\Delta\beta\bar{\omega}/2)}, \quad (20)$$

with the averaged inverse temperature  $\bar{\beta} = (\beta_L + \beta_R)/2$  and the gradient of inverse temperature  $\Delta\beta = \beta_L - \beta_R$ .

At zero bias  $V = 0$ , Eq. (20) becomes

$$\text{FDR}[G_0](V = 0, \nabla T) = \frac{\sinh \bar{\beta}\bar{\omega}}{\cosh \bar{\beta}\bar{\omega} + \cosh(\Delta\beta\bar{\omega}/2)}, \quad (21)$$

and the gradient  $\Delta\beta$  plays a similar role as the gradient of chemical potential  $\Delta\mu = \mu_L - \mu_R$ , i.e. the bias  $V$  in Eq. (16). Furthermore the FD ratio is defined by using an effective temperature  $T_{\text{eff}}$  defined from  $\bar{\beta} = 1/kT_{\text{eff}}$  as  $T_{\text{eff}} = 2T_L T_R / (T_L + T_R)$ .

3.3.3. *The interacting case* In the presence of interaction described by the self-energy  $\Sigma_{\text{int}}(\omega)$  in the central region, we use again the properties of the NE GF  $G^{\lessgtr}$  to find that

$$\frac{G^<}{G^>} = \frac{G^r \Sigma^< G^a}{G^r \Sigma^> G^a} = \frac{\Sigma_{L+R}^< + \Sigma_{\text{int}}^<}{\Sigma_{L+R}^> + \Sigma_{\text{int}}^>} = \frac{f_0^{\text{NE}} - i\Sigma_{\text{int}}^</\Gamma_{L+R}}{f_0^{\text{NE}} - 1 - i\Sigma_{\text{int}}^>/\Gamma_{L+R}}. \quad (22)$$

From this ratio, we define a NE distribution function  $f^{\text{NE}}(\omega) = [1 - G^>/G^<]^{-1}$ . A more formal justification of such a NE distribution can be found in Ref. [32]. The NE distribution enters into the relation between the different GFs in a similar form as for the non-interacting case:

$$\begin{aligned} G^<(\omega) &= -f^{\text{NE}}(\omega) (G^r - G^a)(\omega) \\ G^>(\omega) &= -(f^{\text{NE}}(\omega) - 1) (G^r - G^a)(\omega). \end{aligned} \quad (23)$$

We can then re-express the NE distribution  $f^{\text{NE}}(\omega)$  as follows:

$$f^{\text{NE}}(\omega) = \frac{f_0^{\text{NE}}(\omega) - i\Sigma_{\text{int}}^<(\omega)/\Gamma_{L+R}(\omega)}{1 + i(\Sigma_{\text{int}}^> - \Sigma_{\text{int}}^<)/\Gamma_{L+R}}, \quad (24)$$

where  $\Gamma_{L+R}(\omega) = \Gamma_L(\omega) + \Gamma_R(\omega)$ .

There is no a priori reason why  $f^{\text{NE}}$  should be equal to the non-interacting distribution  $f_0^{\text{NE}}$ . Such an equality occurs only in very special cases for which  $\Sigma_{\text{int}}^<$  follows the same statistics, i.e.  $\Sigma_{\text{int}}^< = -f_0^{\text{NE}}(\Sigma_{\text{int}}^r - \Sigma_{\text{int}}^a)$ , but, in general, this is not true.

For example, if we consider the case of electron-phonon interaction [33], the lowest order lesser/greater self-energy, given by the Fock diagram (see also Section 5 below), is

$$\Sigma_{\text{int}}^{F,\lessgtr}(\omega) = \gamma_0^2 N_{\text{ph}} G^{\lessgtr}(\omega \mp \omega_0) + \gamma_0^2 (N_{\text{ph}} + 1) G^{\lessgtr}(\omega \pm \omega_0). \quad (25)$$

At low temperature, we have  $N_{\text{ph}} = 0$  and the ratio

$$\frac{\Sigma_{\text{int}}^{F,>}(\omega)}{\Sigma_{\text{int}}^{F,<}(\omega)} = \frac{G^>(\omega - \omega_0)}{G^<(\omega + \omega_0)} \quad (26)$$

defines a distribution  $f_{\text{int}}^{\text{NE}}(\omega) = [1 - \Sigma_{\text{int}}^>(\omega)/\Sigma_{\text{int}}^<(\omega)]^{-1}$  which is completely different from  $f_0^{\text{NE}}(\omega)$ . Therefore in the most general cases, the full NE distribution  $f^{\text{NE}}(\omega)$  differs from the non-interaction distribution  $f_0^{\text{NE}}(\omega)$ .

We can now derive the FD ratio for the interacting GFs as follows:

$$\text{FDR}[G] = \frac{G^>(\omega) + G^<(\omega)}{G^>(\omega) - G^<(\omega)} = 1 - 2f^{\text{NE}}(\omega). \quad (27)$$

From Eqs. (22) and (24), we obtain after some algebraic manipulation

$$\text{FDR}[G] = \frac{\text{FDratio}[G_0] + i(\Sigma_{\text{int}}^> + \Sigma_{\text{int}}^<)/\Gamma_{L+R}}{1 + i(\Sigma_{\text{int}}^> - \Sigma_{\text{int}}^<)/\Gamma_{L+R}}. \quad (28)$$



The FD ratio defined above clearly depends on both the NE conditions ( $\Delta\mu$  and  $\Delta T$ ) and on the MB effects via the interaction self-energies.

We have now derived the main analytical results of this section, i.e. the NE extension of the FD relations for quantum transport in a two-terminal device working in the steady state regime. The NE FD relations, Eq. (18), Eq. (20) and Eq. (28), are less universal than the equilibrium FD relation, in the sense that they depend on both the set-up that drives the system out of equilibrium, i.e. a two-terminal configuration with a applied finite bias  $V$  and a temperature gradient, and on the NE interaction (when present). However the NE FD relations are universal, with respect to the interaction, in the same sense that the GFs have universal expressions including the self-energies.

### 3.4. The two-particle correlation functions

The two-particle correlation functions we consider in this section involve products of two pairs of electron creation-annihilation operators. We consider both local and non-local contribution, i.e. diagonal and off-diagonal elements in terms of the regions  $\alpha = L, C$  or  $R$ . The local pairs correspond to the the charge-charge CC correlation function, and the non-local pairs to the current-current JJ correlation function.

By definition [1], the fluctuation correlation function for a quantity  $X_\alpha$  (the charge or current in the region  $\alpha = L, C$  or  $R$ ) is given by:

$$S_{\alpha\beta}^X(t, t') = \frac{1}{2} \langle \{ \delta X_\alpha(t), \delta X_\beta(t') \} \rangle, \quad (29)$$

where  $\delta X_\alpha(t) = X_\alpha(t) - \langle X_\alpha \rangle$ , and the response function is given by

$$R_{\alpha\beta}^X(t, t') = \langle [X_\alpha(t), X_\beta(t')] \rangle. \quad (30)$$

For the current flowing at the  $\alpha = L, R$  contact, we have  $X_\alpha(t) = J_\alpha(t)$  with the current expressed as follows [29, 34]:

$$\langle J_\alpha(t) \rangle = \frac{e}{\hbar} \text{Tr}_\alpha [(\Sigma G)^<(t, t) - (G \Sigma)^<(t, t)]. \quad (31)$$

For the charge in the central region, we have  $\alpha = \beta = C$  and  $X_C(t) = n_C(t)$  with the charge defined as

$$\langle n_C(t) \rangle = e \text{Tr}_C [-iG^<(t, t)]. \quad (32)$$

The trace  $\text{Tr}_x$  is taken on the electronic degrees of freedom of the region  $x = L, C$  or  $R$ .

In the steady state, all quantities are dependent only on the time difference  $\tau = t - t'$ , i.e.  $X(t, t') = X(t - t')$  and after Fourier transform we obtain all quantities with a single-energy argument  $X(\omega)$ . We find the following general expression for the fluctuation and response functions:

$$\begin{aligned} 2S_{\alpha\beta}^X(\omega) &= \langle x_\alpha x_\beta \rangle_\omega^- + \langle x_\beta x_\alpha \rangle_\omega^+ \\ R_{\alpha\beta}^X(\omega) &= \langle x_\alpha x_\beta \rangle_\omega^- - \langle x_\beta x_\alpha \rangle_\omega^+, \end{aligned} \quad (33)$$

with  $\langle x_\alpha x_\beta \rangle_\omega^\pm = \langle j_\alpha j_\beta \rangle_\omega^\pm$  for the current-current correlation function, and  $\langle x_\alpha x_\beta \rangle_\omega^\pm = \langle n_C n_C \rangle_\omega^\pm$  for the charge-charge correlation function. To be more explicit, the quantity  $\langle j_\alpha j_\beta \rangle_\omega^-$  is the Fourier transform of the product  $\langle J_\alpha J_\beta \rangle(t-t')$  and  $\langle j_\beta j_\alpha \rangle_\omega^+$  is the Fourier transform of  $\langle J_\beta J_\alpha \rangle(t'-t)$ . In Appendix Appendix B we explain in detail how to calculate the two-particle correlation functions and reformulate them in terms of electron GFs and self-energies defined in the central region  $C$ .

The full expression for the current-current correlation functions is given by:

$$\begin{aligned} \langle j_\alpha j_\beta \rangle_\omega^- = \frac{e^2}{\hbar^2} \int \frac{du}{2\pi} \text{Tr}_C [ & G^>(u) (\Sigma_\alpha \delta_{\alpha\beta} + \Sigma_\beta G \Sigma_\alpha)^<(u-\omega) \\ & + (\Sigma_\alpha \delta_{\alpha\beta} + \Sigma_\alpha G \Sigma_\beta)^>(u) G^<(u-\omega) \\ & - (G \Sigma_\beta)^>(u) (G \Sigma_\alpha)^<(u-\omega) \\ & - (\Sigma_\alpha G)^>(u) (\Sigma_\beta G)^<(u-\omega) ] . \end{aligned} \quad (34)$$

The expression for  $\langle j_\beta j_\alpha \rangle_\omega^+$  is obtained from  $\langle j_\alpha j_\beta \rangle_\omega^-$  by swapping the index  $\alpha \leftrightarrow \beta$  and taking the argument  $u + \omega$  instead of  $u - \omega$  (see Refs. [35, 36, 37, 38]). The two-particle correlation functions are bosonic by nature, hence the JJ correlation and response functions follows, at equilibrium, the FD relation given by Eq. (5).

It is also more interesting to consider the total noise  $S^J(\omega)$  and response function  $R^J(\omega)$  which are obtained from the symmetrized current  $J = (J_L - J_R)/2$  from the following linear combination  $S^J(\omega) = (S_{LL}^J - S_{LR}^J - S_{RL}^J + S_{RR}^J)/4$  (with a similar expression for  $R^J(\omega)$ ).

We have a relation similar to Eq. (33) linking  $S^J(\omega)$  and  $R^J(\omega)$ , i.e.

$$\begin{Bmatrix} 2S^J(\omega) \\ R^J(\omega) \end{Bmatrix} = \langle jj \rangle_\omega^- \pm \langle jj \rangle_\omega^+ \quad (35)$$

with the symmetrized version for  $\langle jj \rangle_\omega^\mp$  given by

$$\begin{aligned} \langle jj \rangle_\omega^\mp = \frac{1}{4} \frac{e^2}{\hbar^2} \int \frac{du}{2\pi} \text{Tr}_C [ & G^>(u) (\Sigma_{L+R} + \Sigma_{L-R} G \Sigma_{L-R})^<(u \mp \omega) \\ & + (\Sigma_{L+R} + \Sigma_{L-R} G \Sigma_{L-R})^>(u) G^<(u \mp \omega) \\ & - (G \Sigma_{L-R})^>(u) (G \Sigma_{L-R})^<(u \mp \omega) \\ & - (\Sigma_{L-R} G)^>(u) (\Sigma_{L-R} G)^<(u \mp \omega) ] , \end{aligned} \quad (36)$$

where  $\Sigma_{\alpha\pm\beta} = \Sigma_\alpha \pm \Sigma_\beta$ .

At equilibrium the total noise  $S^J(\omega)$  and response function  $R^J(\omega)$  follow the usual FD relation:

$$2S^J(\omega) = \coth(\beta\omega/2) R^J(\omega) . \quad (37)$$

In the d.c. limit  $\omega \rightarrow 0$ , one has the usual expression for the Nyquist-Johnson noise  $S^J(\omega = 0) = 2kT G_{\text{lin}}$  with the linear conductance expressed as  $2G_{\text{lin}} = \lim_{\omega \rightarrow 0} R^J(\omega)/\omega$  (see for example Refs. [1, 39]).

For the charge-charge CC correlation  $S^N(\omega)$  and response  $R^N(\omega)$  functions, we have

$$\left\{ \begin{array}{c} 2S^N(\omega) \\ R^N(\omega) \end{array} \right\} = \langle n_C n_C \rangle_{\omega}^{\mp} \pm \langle n_C n_C \rangle_{\omega}^{\pm}, \quad (38)$$

with

$$\langle n_C n_C \rangle_{\omega}^{\mp} = e^2 \int \frac{du}{2\pi} \text{Tr}_C[G^>(u)G^<(u \mp \omega)]. \quad (39)$$

At equilibrium the charge-charge correlation and response functions follow the usual FD relation  $2S^N(\omega) = \coth(\beta\omega/2) R^N(\omega)$ . We recover, in the static limit  $\omega \rightarrow 0$ , the relation between the static structure factor  $S^N(0)$  and the (imaginary part) of the charge-charge response function  $R^N(\omega)/\omega|_{\omega \rightarrow 0}$  (see for example Refs. [40, 41]).

For the NE conditions, explicit analytical results for the FD ratio of the two-particle correlation functions are difficult to obtain, especially in the presence of interaction. Therefore we study the NE FD relations from numerical calculations in both the absence and the presence of interaction. Some analytical results will be presented in the limit of small applied bias  $V$ . We concentrate on the behaviour of the FD ratio for the JJ and CC correlation functions, defined as expected as  $\text{FDR}[\text{JJ}, \text{CC}] = 2S^{J,N}(\omega)/R^{J,N}(\omega)$ .

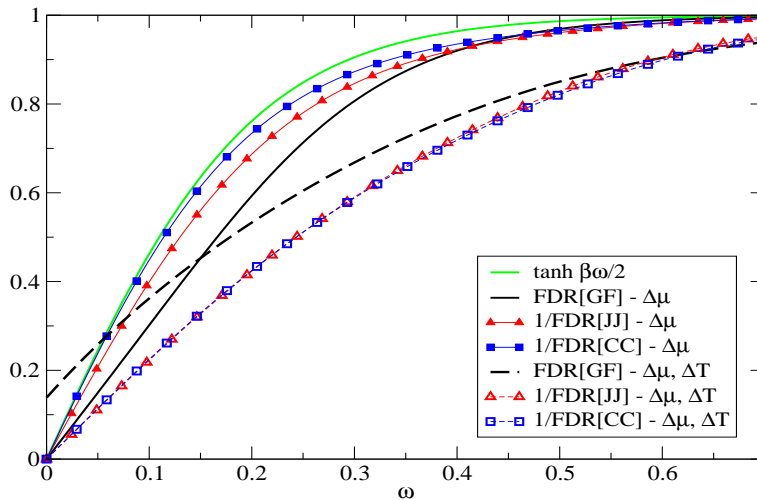
We have now all the tools to present numerical calculations of the FD relations for the JJ and CC correlation and response functions, far from equilibrium, and compare such relations with those obtained for the one-particle correlations, i.e. the GFs. In the following sections, we study the FD relations beyond the linear regime by using a NE GF approach without and with interaction (in the latter case we focus on electron-phonon interaction). In the figures of the next sections, we represent the inverse of the NE FD ratio  $1/\text{FDR} = R^X(\omega)/2S^X(\omega)$  for the JJ and CC correlation functions. First, this permits us to avoid the divergence of the coth-like function at  $\omega = 0$  and second it allows for a direct comparison with the NE FD ratio of the GFs (which behaves as  $\tanh \beta\omega/2$  at equilibrium).

#### 4. Numerical application: the non-interacting case

We now present numerical applications for the single impurity model coupled to two non-interaction electron reservoirs, in the absence of interaction.

The Hamiltonian for the central scattering region  $C$  is simply given by  $H_C = \varepsilon_0 d^\dagger d$  where  $d^\dagger$  ( $d$ ) creates (annihilates) an electron in the level  $\varepsilon_0$ .

The left and right leads are represented by one-dimensional tight-binding chains with hopping integrals  $t_{0L}$  and  $t_{0R}$  to the central region. The corresponding (retarded) lead self-energy is  $\Sigma_{\alpha}^r(\omega) = t_{0\alpha}^2/\beta_{\alpha} e^{ik_{\alpha}(\omega)}$  with the dispersion relation  $\omega = \varepsilon_{\alpha} + 2\beta_{\alpha} \cos k_{\alpha}(\omega)$ . With such a choice of lead self-energy, we go beyond the wideband limit, unless  $\beta_{\alpha}$  is much larger than any other parameters. Furthermore, we consider that the fraction of potential drops at the contacts are given by  $\mu_L = \mu^{\text{eq}} + \eta_V V$  and  $\mu_R = \mu^{\text{eq}} - (1 - \eta_V)V$ . At a lowest order approximation, we use a linear dependence of  $\eta_V$  upon the coupling to the leads [42, 43], i.e.  $\eta_V = t_{0R}/(t_{0L} + t_{0R})$ .



**Figure 1.** (color online) FD ratio for the GF, and inverse FDR for JJ and CC correlation function for the non-interacting case in the off-resonant regime ( $\varepsilon_0 = 0.45$ ) and symmetric coupling to the leads. The equilibrium ( $V = 0.0, \Delta T = 0.0$ ), electric transport ( $V = 0.30, \Delta T = 0.0$ ) and thermoelectric transport ( $V = 0.30, \Delta T = 0.1$ ) regimes are shown. At equilibrium, the FD ratio is given by  $\tanh \beta\omega/2$ . The other parameters  $t_{0\alpha} = 0.19$ ,  $T_R = T_{\text{ph}} = 0.1$ ,  $T_L = T_R + \Delta T$ ,  $\mu_{L,R} = \mu^{\text{eq}} \pm V/2$ ,  $\varepsilon_\alpha = 0, \beta_\alpha = 2$ .

Calculations have been performed for a wide range of the different parameters. We consider all possible regimes, including symmetric ( $t_{0L} = t_{0R}$ ) and asymmetric ( $t_{0L} \neq t_{0R}$ ) coupling to the leads, different strengths of coupling  $t_{0\alpha}$ , different biases  $V$  with symmetric and asymmetric potential drops at the contacts, different transport regimes (off-resonant  $\varepsilon_0 \ll \mu^{\text{eq}}$ , and resonant  $\varepsilon_0 \sim \mu^{\text{eq}}$ ), and different temperature  $T_\alpha$  and  $T_{\text{ph}}$ .

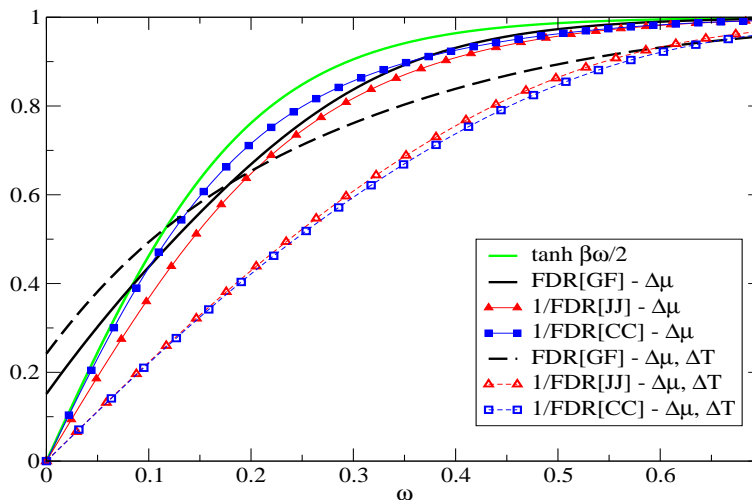
All calculations confirm the behaviour of the NE FD ratio that we discuss below by showing typical results.

#### 4.1. FD ratio and NE distribution

Figures 1 and 2 show typical results for the different FD ratios for the one- and two-particle correlation functions, namely the GFs and the JJ and CC correlations. Figure 1 corresponds to the case of a symmetric coupling to the leads, associated with symmetric potential drops at the contacts, while Figure 2 corresponds to a typical asymmetric coupling case.

We can see strong deviations from the equilibrium FD ratio in the presence of NE conditions, as expected. The presence of a temperature gradient on top of a chemical potential gradient increases such deviation from the equilibrium behaviour.

Furthermore one can observe a qualitatively different behaviour of the FD ratio for the GFs with respect to the JJ and CC correlations. Indeed, the limit  $\text{FDR} \rightarrow 0$  when  $\omega \rightarrow 0$  is only obtained for the two-particle correlations. Such a behaviour is related to the intrinsic symmetry of the NE distribution function versus the energy reference (i.e.



**Figure 2.** (color online) FD ratio for the GF, and inverse FDR for JJ and CC correlation function for the non-interacting case in the off-resonant regime ( $\varepsilon_0 = 0.45$ ) and asymmetric coupling  $t_{0L} \neq t_{0R}$ . The equilibrium ( $\Delta V = 0.0, \Delta T = 0.0$ ), electric transport ( $\Delta V = 0.30, \Delta T = 0.0$ ) and thermoelectric transport ( $\Delta V = 0.30, \Delta T = 0.1$ ) regimes are shown. The other parameters  $t_{0L} = 0.19, t_{0R} = 0.285, \eta_V = 0.6, T_R = T_{\text{ph}} = 0.1, T_L = T_R + \Delta T, \mu_L = \mu^{\text{eq}} + \eta_V V, \mu_R = \mu^{\text{eq}} - (1 - \eta_V)V, \varepsilon_\alpha = 0, \beta_\alpha = 2$ .

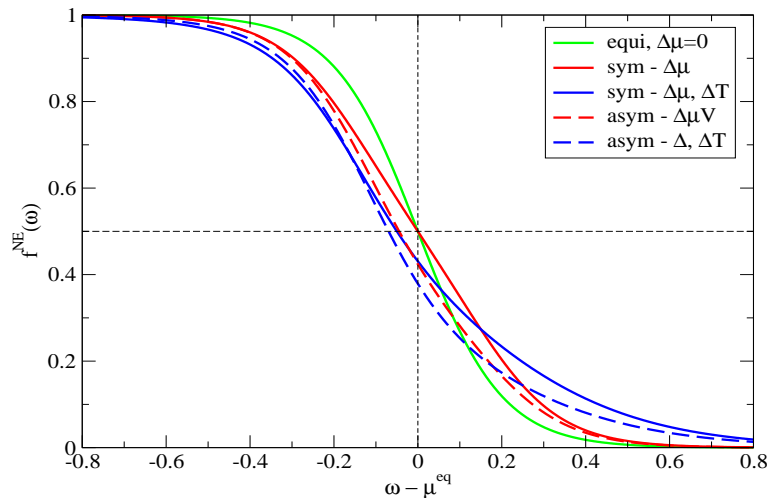
the chemical potential at equilibrium  $\mu^{\text{eq}}$ ) as shown in Figure 3.

For the Fermi distribution at equilibrium, there is a symmetry point such as  $f(-x) = 1 - f(x)$  where  $x$  is a measure of the energy with respect to the equilibrium chemical potential  $x = \omega - \mu^{\text{eq}}$  (see fig. 3). Such symmetry relation is also valid for the non-interaction NE distribution  $f_0^{\text{NE}}$  when the coupling to the leads is symmetric ( $\Gamma_L = \Gamma_R$ , and with a symmetric potential drop  $\eta_V = 1/2$ ) and the temperature uniform through the system ( $T_L = T_R$ ).

As soon as a form of asymmetry is introduced, i.e. asymmetric coupling to leads  $t_{0L} \neq t_{0R}$  and/or asymmetric potential drop  $\eta_V \neq 0$ , and/or temperature gradient  $\Delta T \neq 0$ , the symmetry relation  $f(-x) = 1 - f(x)$  does not hold any more, and  $f(x=0) \neq 0.5$ . Since the FDR of the GFs is directly related to the NE distribution, Eqs. (15) and (27), there are also deviations from the symmetric case in the FDR and, for example, FDR[GF] is not zero at  $\omega - \mu^{\text{eq}} = 0$ . The corresponding redistribution of the electron population in the central region is not only induced by the NE conditions, but also by the interactions between particles as we show in Section 5.

Finally, it should be noted that the FDR of the two-particle correlations follows the same limit  $\text{FDR} \rightarrow 0$  when  $\omega \rightarrow 0$  as the equilibrium FDR. Such a behaviour comes from the fact that the JJ and CC correlation FDR is not as directly related to the NE distribution as the GFs are. Furthermore, the JJ and CC correlation are physical quantities that are accessible to experiments, and not the GFs themselves.

In the next section, we try to quantify more clearly the deviations of the NE FD ratios from the equilibrium FD ratio.



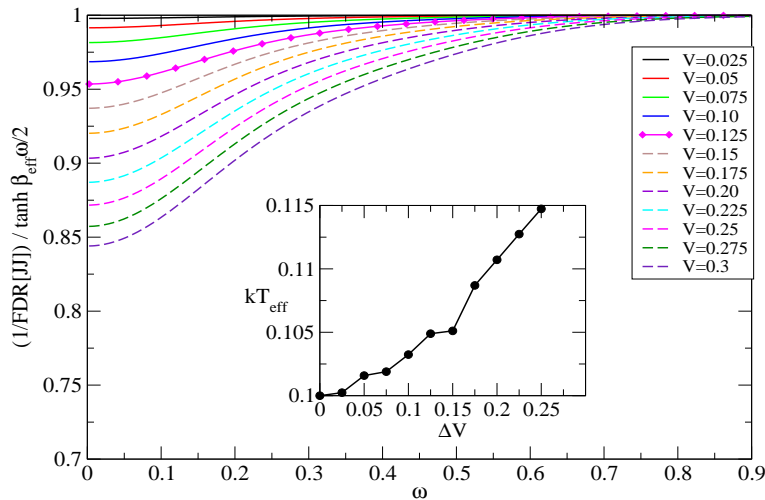
**Figure 3.** (color online) NE distribution function  $f_0^{\text{NE}}$  for the non-interacting case in the off-resonant regime, with symmetric and asymmetric coupling to the leads as presented in figures 1 and 2. The energy reference is taken with respect to the equilibrium chemical potential  $\mu^{\text{eq}}$ .

#### 4.2. Effective equilibrium approximation

In the linear response regime, it has been shown that the FD ratio could be approximated by an equilibrium FD relation obtained with an effective  $T$  ( $\beta_{\text{eff}}$ ) which differs from the thermodynamical temperature ( $\beta_L$  or  $\beta_R$ ) [44, 22, 23].

In the following, we show numerically to which extent such an approximation provides a good description of the FD relation for the JJ correlation. For that, we fit the inverse ratio  $1/\text{FDR}[\text{JJ}]$  onto a pseudo equilibrium form  $\tanh \beta_{\text{eff}}\omega/2$ . The effective inverse temperature  $\beta_{\text{eff}}$  is obtained from the derivative of  $1/\text{FDR}[\text{JJ}]$  versus  $\omega$  taken at the limit  $\omega \rightarrow 0$ .

Figure 4 shows the inverse ratio  $1/\text{FDR}[\text{JJ}]$  normalised by the equilibrium form  $\tanh \beta_{\text{eff}}\omega/2$  for a different applied biases in a typical off-resonant transport regime with symmetric coupling to the lead. The dependence of the effective temperature  $kT_{\text{eff}} = 1/\beta_{\text{eff}}$  versus applied bias is also shown in the inset of Figure 4. We can observe a quasi linear dependence of the effective temperature  $kT_{\text{eff}}$  on the driving force, i.e. here the applied bias  $V$ , for small biases. For the set of parameters, we get a good representation of the inverse  $\text{FDR}[\text{JJ}]$  by a pseudo equilibrium expression  $\tanh \beta_{\text{eff}}\omega/2$  when  $V < 0.15$ . This corresponds to the linear regime, for which the fits stay within a 5% error bar. For larger applied bias, a fit on a pseudo equilibrium FDR is not appropriate any more. It is interesting to note that the effective temperature behaves as  $T_{\text{eff}} = T(1 + \alpha V)$  in the linear regime. Such a behaviour is similar to the results obtained analytically in Ref. [22] for an electronic system driven out of equilibrium by pumping, i.e. by a local ac field in the absence of applied bias.



**Figure 4.** (color online) Inverse FDR ( $1/\text{FDR}[\text{JJ}]$ ) normalised by an effective equilibrium ratio  $\tanh \beta_{\text{eff}} \omega / 2$  for the off-resonant case (with symmetric coupling to the leads). The dependence of the effective temperature  $kT_{\text{eff}} = 1/\beta_{\text{eff}}$  upon the applied bias  $V$  is shown in the inset. A quasi linear dependence of  $kT_{\text{eff}}$  on the applied bias  $V$  is obtained in the linear regime, here it means  $V < 0.15$ . Within this regime, the fits of  $1/\text{FDR}[\text{JJ}]$  onto  $\tanh \beta_{\text{eff}} \omega / 2$  are within a 5% error bar. The parameters are as in figure 1.

## 5. Numerical application: the interacting electron-phonon case

We now provide a numerical application of the NE FD relations for a specific choice of interaction. We consider a model system with electron-phonon interaction for which we calculate the full NE properties using the NE GF Keldysh formalism [33, 45]. This is a minimal model which contains the essential physics for studying inelastic transport properties of single-molecule junctions, as we have already shown in Refs. [33, 45, 43, 46] and in our work on the generalisation of non-linear charge susceptibility [28].

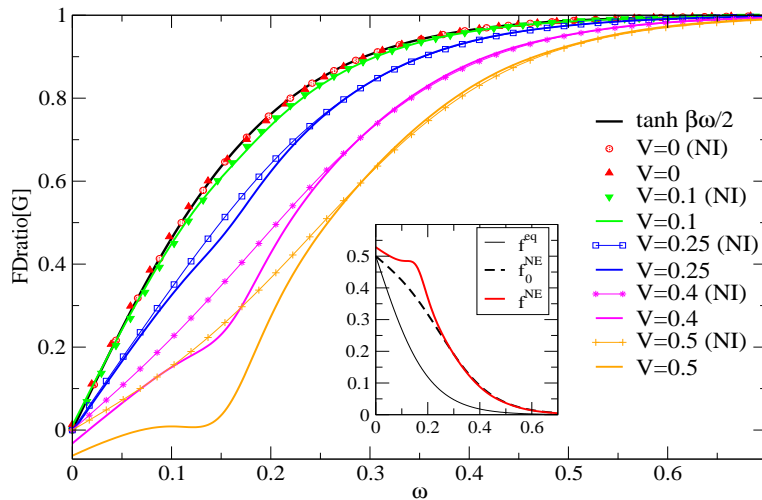
The Hamiltonian for the central region is now

$$H_C = \varepsilon_0 d^\dagger d + \omega_0 a^\dagger a + \gamma_0 (a^\dagger + a) d^\dagger d, \quad (40)$$

where  $d^\dagger$  ( $d$ ) creates (annihilates) an electron in the level  $\varepsilon_0$ , which is coupled to the vibration mode of energy  $\omega_0$  via the coupling constant  $\gamma_0$ .

The many-body (MB) electron-phonon interaction self-energies  $\Sigma_{\text{int}}$  are treated at the Hartree-Fock level (first order diagrams in term of the interaction). Self-consistent calculations provide a partial resummation of the diagrams to all orders in the corresponding NEGF [33, 45].

We have performed calculations for the same wide range of parameters as in Section 4. Furthermore we also consider different electron-phonon coupling strengths (from weak to intermediate  $\gamma_0/\omega_0 \sim 0.7$  for which the Hartree-Fock approximation is valid). In the following, we compare the results obtained for the NE FD relations in the presence of interaction to those obtained for the non-interacting case.



**Figure 5.** (color online) FD ratio for the GF and for both the non-interacting (NI) and interacting cases in the off-resonant regime ( $\varepsilon_0 = 0.50$ ) and different biases  $V$ . At equilibrium, the FD ratio is given by  $\tanh \beta\omega/2$  (see  $V = 0$ ). The presence of interaction induces strong deviation from the non-interacting FD ratio giving in Eq. (16). The other parameters are  $\gamma_0 = 0.12, \omega_0 = 0.3, t_{0\alpha} = 0.15, T_\alpha = T_{\text{ph}} = 0.1, \eta_V = 0.5, \varepsilon_\alpha = 0, \beta_\alpha = 2$ . Inset: Equilibrium distribution  $f^{\text{eq}}(\omega)$  and NE distributions  $f_0^{\text{NE}}$  and  $f^{\text{NE}}$  in the absence and presence of interaction, for the applied bias  $V = 0.5 > \omega_0$ .

### 5.1. Off-resonant transport regime

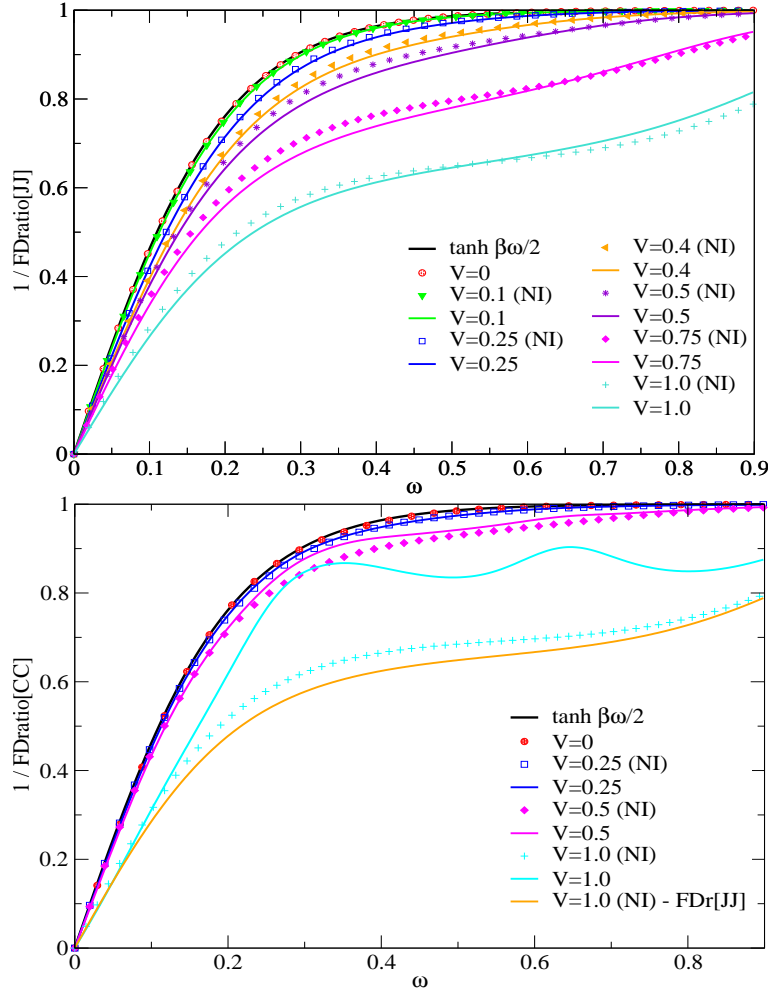
Figure 5 shows the FD ratio for the GF in the off-resonant transport regime, in the presence and the absence of interaction. For zero and very low bias, the FD ratio follows the equilibrium  $\tanh \beta\omega/2$  expression as expected.

One can clearly see that the presence of interaction strongly modify the FD ratio, even for the medium coupling regime ( $\gamma_0/\omega_0 = 0.4$  in Fig. 5). The deviation from equilibrium are stronger for larger  $V$  when the bias window include a substantial spectral weight of the self-energy  $\Sigma_{\text{int}}^{\lessgtr}$ . This is the regime when the single-(quasi)particle representation for quantum transport breaks down [46].

At large bias, we can obtain negative values of the FD ratio of the GFs. This is when the NE MB effects are not negligible and induce strong modifications of the NE distribution  $f^{\text{NE}}$  as shown in the inset of Figure 5 for the bias  $V = 0.5 > \omega_0$ . Even for a symmetric coupling to the leads, the MB effects induces a redistribution of the electron population, as shown by the red solid line in the inset of Figure 5. The corresponding NE distribution shows an increase of electron population around  $\omega \sim 0.15$  which correspond to the position of a phonon side-band peak in the spectral density of the central region. The NE distribution becomes asymmetric around  $\omega = 0$  while the distributions  $f^{\text{eq}}$  and  $f_0^{\text{NE}}$  are still symmetric (as explained in Section 4.1).

These results show that the NE FD theorem for the GF is strongly dependent on the NE conditions as well as on the MB effects. However the NE GF are not directly accessible experimentally as the electronic or heat current is. It is well known that the





**Figure 6.** (color online) (*Top panel*) Inverse FD ratio for current-current correlation function, (*Bottom panel*) Inverse FD ratio for CC correlation function in the off-resonant regime, and for the non-interacting (NI) and interacting cases. One curve for the  $\text{FDr}[\text{JJ}]$  is also given to show that  $\text{FDr}[\text{CC}] \neq \text{FDr}[\text{JJ}]$ . The parameters are  $\varepsilon_0 = 0.50$ ,  $\gamma_0 = 0.12$ ,  $\omega_0 = 0.3$ ,  $t_{0\alpha} = 0.15$ ,  $T_\alpha = T_{\text{ph}} = 0.1$ ,  $\eta_L = 0.5$ ,  $\varepsilon_\alpha = 0$ ,  $\beta_\alpha = 2$ .

current itself is strongly dependent on both the NE and MB effects [33, 45]. It is now interesting to see how the the FD relations for the two-particle correlations are affected by the interaction.

In Figure 6, we show the inverse FD ratio for the JJ and CC correlation functions for the off-resonant regime (same parameters as in Fig. 5). The inverse of the FD ratio for the JJ correlation functions does not have the same behaviour as the FD ratio of the GFs, although it follows the  $\tanh \beta\omega/2$  behaviour at very small applied bias, as expected. Furthermore, even at low bias, the  $\text{FDr}[\text{JJ}]$  is not well represented by an  $\tanh \beta_{\text{eff}}\omega/2$  functions given by an effective local temperature  $kT_{\text{eff}} = 1/\beta_{\text{eff}}$ , as it was the case for the non-interacting system.

More interestingly, the NE FD ratio for the JJ correlations is much less dependent on the interactions themselves than the FD ratio of the GFs. We show more results

below for the dependence of the FD ratio upon the strength of the interaction.

The reasons why the FD ratios for the JJ correlations and GFs are different can be understood qualitatively from the Hersfield's NE density matrix approach (see Section 3.1). Indeed, the NE corrections to the equilibrium FD theorems are obtained from the expansion of the quantity  $e^{-\beta Y} B e^{\beta Y}$ . For the GFs of the central, the fermion operator  $B$  is  $d$  or  $d^\dagger$ , while for the JJ correlations, the boson-like operator  $B$  is  $c_\alpha^\dagger d$  or  $d^\dagger c_\alpha$  where  $c_\alpha^\dagger$  ( $c_\alpha$ ) creates (annihilates) an electron in the lead  $\alpha$ . For the CC relations, the boson-like operator  $B$  is given by  $d^\dagger d$ .

Therefore there is not obvious reason for the two FD ratios to be identical, especially in the presence of interaction contained in the  $Y$  operator. Furthermore, for the JJ correlations, one deals with an higher order product than for the GFs. Hence the expansion of  $e^{-\beta Y} B e^{\beta Y}$  contains higher order powers in terms of the interaction coupling parameters (in case our case, in terms of  $\gamma_0^2$ ) in comparison to the series expansion for the GFs. Therefore, for weak to intermediate interaction coupling strengths, one may expected less effects from the interaction in the FD ratio of the JJ correlations than in the FD ratio of the GF.

### 5.2. Resonant transport regime

In Figure 7, we show the FD ratio for the GFs and the inverse the FD ratio for JJ and CC correlation functions in the resonant regime with full electron-hole symmetry (i.e. no Hartree self-energy in the calculations [33]). In this case, the spectral function of the central region always presents an electron-hole symmetry.

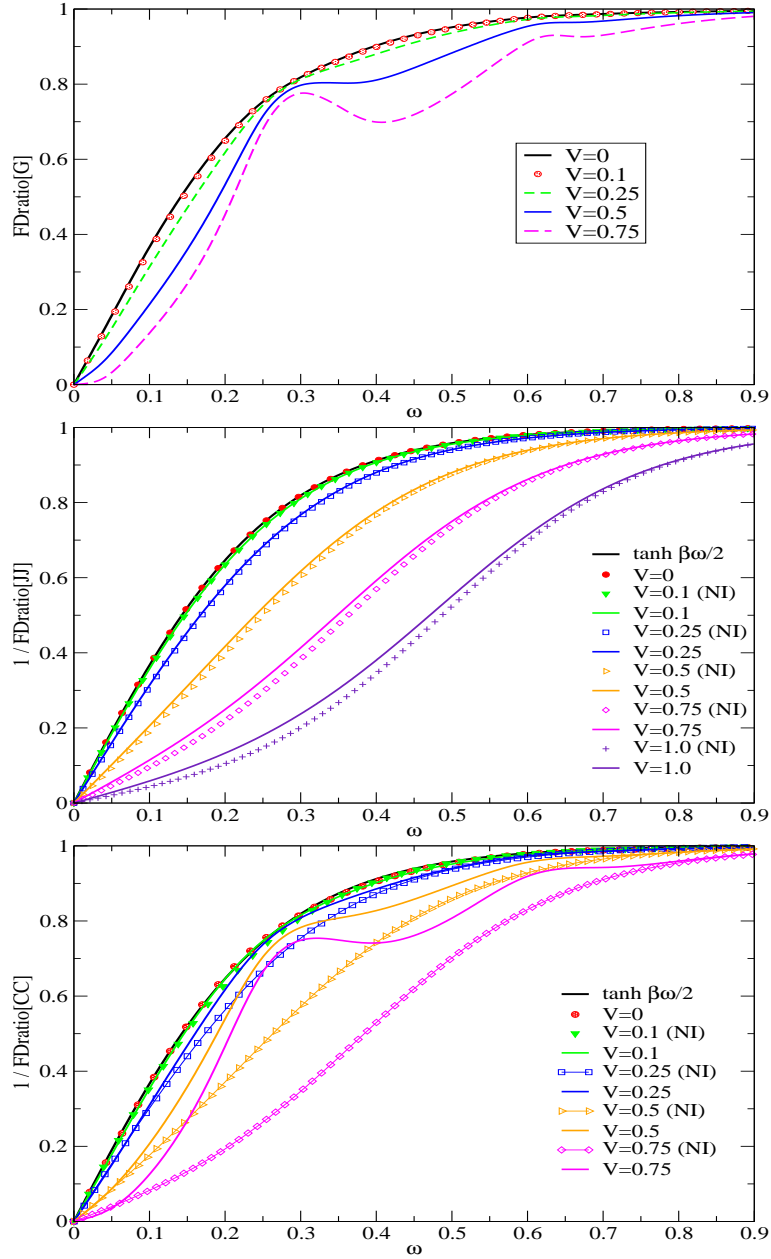
Furthermore, we can see that  $\text{FDR}[G]$  is always positive as  $f^{\text{NE}} < 0.5$  for  $\omega \geq 0$  and symmetric around  $\omega = 0$  in opposition to the off-resonant case. We observe that, similarly to the off-resonant case, the inverse FD ratio for the JJ correlation functions does not have the same behaviour as the FD ratio of the GFs, and that  $\text{FDR}[\text{JJ}]$  is different from  $\text{FDR}[\text{CC}]$  (see bottom panel of Fig. 7).

The NE FD ratio for the JJ correlations is much less dependent on the interaction than the FD ration for the GFs, at least in the medium coupling strength of the interaction. Furthermore it appears that  $\text{FDR}[\text{JJ}]$  is even less dependent on the interaction in the electron-hole symmetric case than it is for the off-resonant case (except for large biases  $V \geq 1.0$ ).

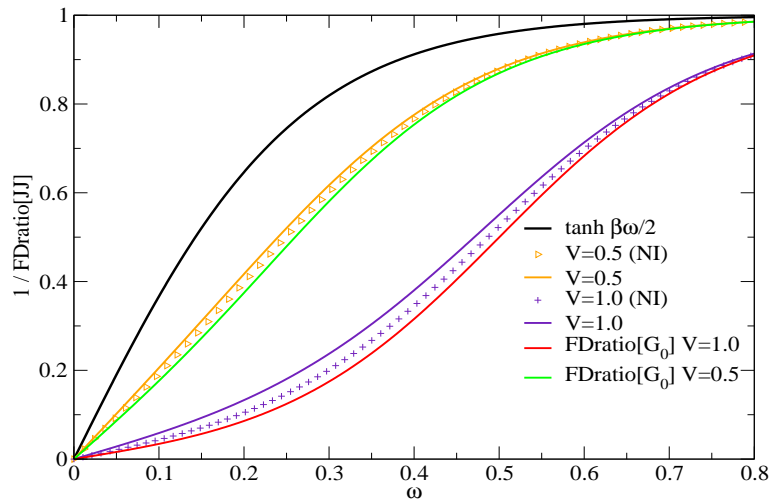
### 5.3. Lowest order correction terms to the FD ratio

To prove once more that the statistics of the non-interacting system is not appropriate to describe the interacting case, Figure 8 shows that, in general, the  $\text{FDR}[\text{JJ}]$  cannot not be fitted by the  $\text{FDR}[G_0]$  expression given by Eq. (16).

At low bias, the fit between  $\text{FDr}[\text{JJ}]$  and  $\text{FDr}[G_0]$  is not perfect, but is in agreement with the correction terms introduced by Tremblay *et al.* [47]. Such correction terms are consistent with the fact that when we factorize the term  $\coth \beta\omega/2$  from the inverse of



**Figure 7.** (color online) FD ratio for the GFs (top panel) and the inverse FDr for the JJ correlation functions (middle panel) and CC correlations functions (bottom panel) in the resonant regime ( $\varepsilon_0 = 0.0$ ), in the presence and the absence (NI) of interaction. The calculations are performed without the Hartree self-energy, so that the system is fully electron-hole symmetric for symmetric coupling to the leads. The other parameters are  $\gamma_0 = 0.12, \omega_0 = 0.3, t_{0\alpha} = 0.15, T_\alpha = T_{\text{ph}} = 0.13, \eta_L = 0.5, \varepsilon_\alpha = 0, \beta_\alpha = 2$ .



**Figure 8.** (color online) Inverse FD ratio for current-current correlation functions as in Figure 2, with different fitting curves:  $\text{FDr}[G_0]$  at  $V = 0.5$  and  $V = 1.0$ . The other parameters are  $\gamma_0 = 0.12, \omega_0 = 0.3, t_{0\alpha} = 0.15, T_\alpha = T_{\text{ph}} = 0.13, \eta_L = 0.5, \varepsilon_\alpha = 0, \beta_\alpha = 2$ .

Eq.(16), we obtain a FD ratio expanded as follows

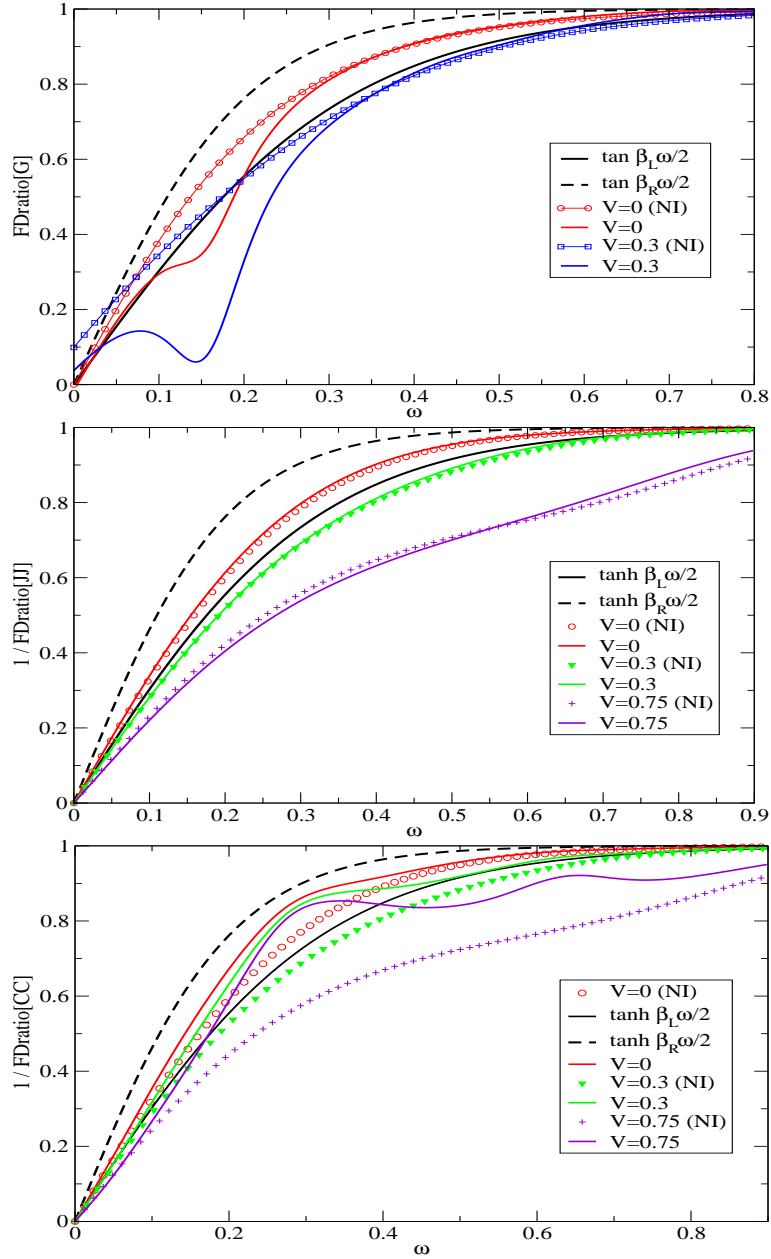
$$(\coth \beta\omega/2) \left( 1 + \frac{1}{2} \frac{\text{dl}(\beta V/2)}{(\cosh \beta\omega/2)^2} \right), \quad (41)$$

with the function  $\text{dl}(\beta V/2)$  being a series expansion in powers of  $(V/kT)^2$ , i.e.  $\text{dl}(\beta V/2) = \sum_{n=1} 1/n!(\beta V/2)^{2n}$ . The lowest order terms in  $(V/kT)^2$  are similar to the correction terms introduced in [47].

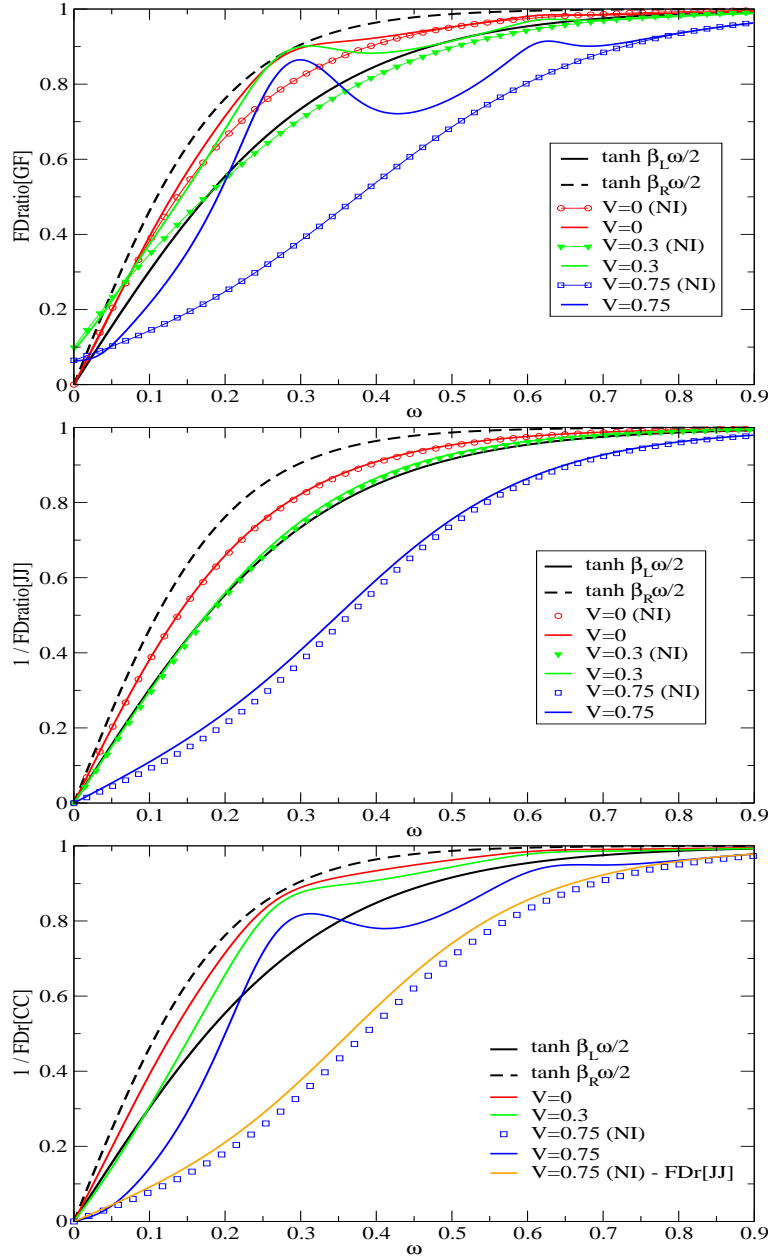
#### 5.4. Thermoelectric transport regimes

In this section, we consider the effects of both a chemical potential gradient and a temperature gradient across the two-terminal junction. Figure 9 shows the FD ratio for the GFs and the inverse FDR for the JJ and CC correlation functions for the off-resonant regime Figure 10 shows the same FD ratios for the resonant regime and using a self-energy approximation that always conserves the electron-hole symmetry of the system. The same conclusions as derived previously still hold: the FDR of the GFs is strongly dependent on both the NE and the MB effects, while the FDR of the JJ correlation is much less dependent on the interaction. Note that in the off-resonant regime, the inverse FD ratios for the CC correlation are qualitatively different from the FDR of the GFs, while in the resonant case they present a similar oscillatory behaviour.

The presence of the temperature gradient act as if the central region is subjected to an effective temperature in between  $T_L$  and  $T_R$ . This can be easily understood from the expression of the FD ratio for the non-interacting GF given by Eq. (20). In this equation,  $\bar{\beta}$  (the average of the inverse temperatures  $\beta_\alpha$  of the leads) plays the role of the  $\beta$  factor in the absence of temperature gradient.



**Figure 9.** (color online) FD ratio for the GFs (top panel) and for the JJ correlation functions (middle panel) and the CC correlation functions (bottom right panel) in the off-resonant regime ( $\varepsilon_0 = 0.50$ ) and for the non-interacting (NI) and interacting cases, and with a temperature gradient between the leads ( $T_L = 0.16$  and  $T_R = 0.1$ ). The other parameters are  $\gamma_0 = 0.12, \omega_0 = 0.3, t_{0\alpha} = 0.15, T_{\text{ph}} = 0.1, \eta_L = 0.5, \varepsilon_\alpha = 0, \beta_\alpha = 2$ .



**Figure 10.** (color online) FD ratio for the GFs (top panel) and for the JJ correlation functions (middle panel) and the CC correlation functions (bottom panel) in the resonant transport regime ( $\varepsilon_0 = 0.0$ ). Calculations are performed without the Hartree self-energy to preserve the full electron-hole symmetry in the system. The other parameters are the same of in Figure 9.

Furthermore, as soon as  $V \neq 0$ , we can observe a shift in the FDR of the GFs, i.e.  $\text{FDR}[G] \neq 0$  at  $\omega = 0$ . This shift in the  $\omega$ -axis can also be understood from examination of Eq. (20) and has been explained in detail in Section 4.1 for the non-interacting case.

We have also included the FDR of the JJ correlations in the bottom panel of Figure 10 to illustrate once more that  $\text{FDR}[JJ] \neq \text{FDR}[CC]$  as for the non-interacting case.

### 5.5. Influence of the coupling to the leads

So far, we have considered cases for which the coupling to the leads is such that one can always discriminate the different features (main resonance and phonon side-band peaks) in the spectral function of the central region [33, 45]. We now consider the limit of very strong coupling to the leads for which the width of the peaks ( $\sim \Gamma/2$ ) in the spectral functions of the central region is much bigger than the peak energy separation ( $\sim \omega_0$ ), and the features in the spectral functions are mostly washed-out.

Figure 11 shows the FD ratio for the GFs and the inverse FDR for the JJ and CC correlation functions in the off-resonant regime, for such a strong coupling to the leads. One can see now that the difference between the interacting and non-interacting case is much reduced and almost non-existent in FDR[JJ] and in FDR[CC]. We can then deduce that such a difference, as well as the oscillatory-like behaviour of FDR[G] and  $1/\text{FDR}[CC]$  observed previously, is related to the presence of such a peak-like structure in the spectral function of the central region.

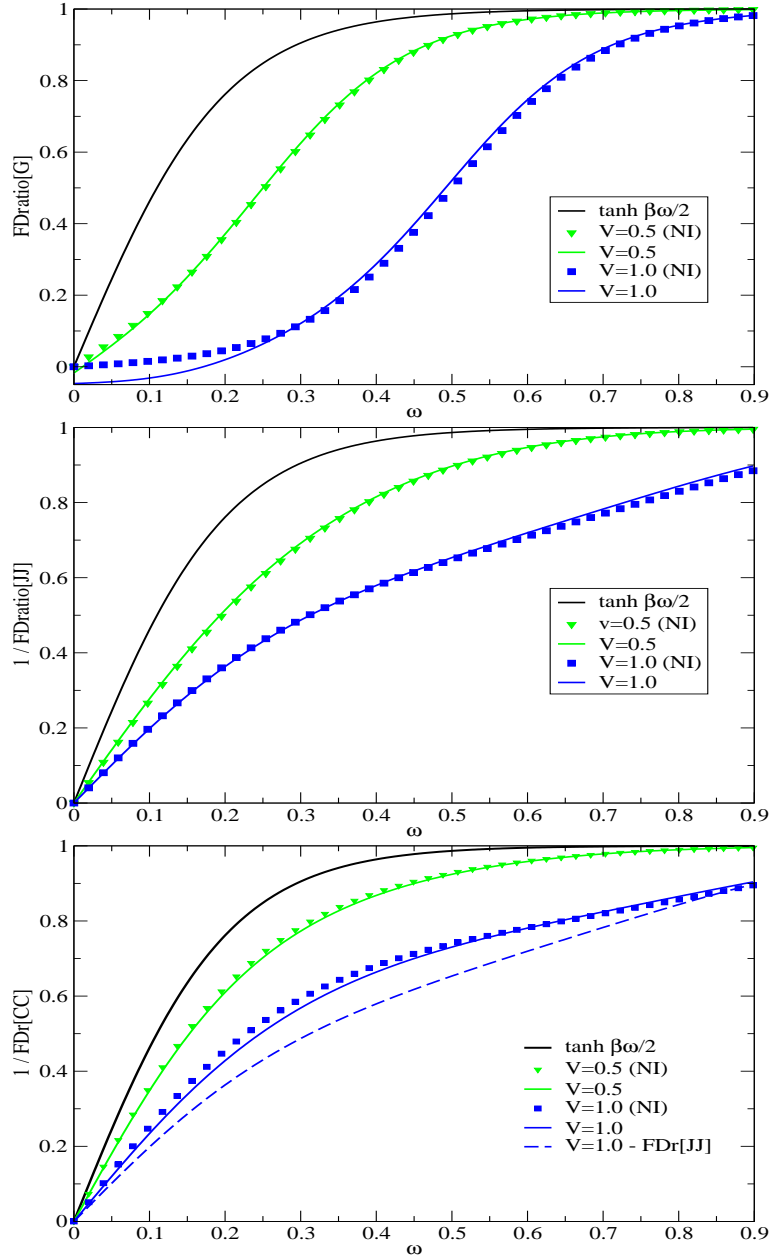
### 5.6. Influence of the interaction strength

In this last section, we analyse the dependence of the FD ratios upon the strength of the interaction. The results of the calculations for different electron-phonon coupling strength  $\gamma_0$  is shown in Figure 12.

One can clearly see a dependence of the of the FD ratios upon the strength of the interaction, however it appears that the FDR of the GFs is much more dependent on the interaction strength than the FDR of the JJ correlations. For the current-current correlations functions, one can see that FDR deviates from the non-interacting case for large to strong electron-phonon coupling ( $\gamma_0/\omega_0 > 0.5$ ). In such cases, the validity of the lowest order expansion for the interaction self-energies becomes questionable (see Refs. [33, 45]). The dependence on the interaction of FDR[CC] is more important than for FDR[JJ]. Such a dependence is most probably related to the fact that, in our model, the electron-phonon interaction is mediated via the charge density (the local operators  $d^\dagger d$ ) in the central region, and hence is more reflected in the CC correlations than in the JJ correlations. The latter corresponds to non-local operators (the current being not directly related to the charge density in the central region).

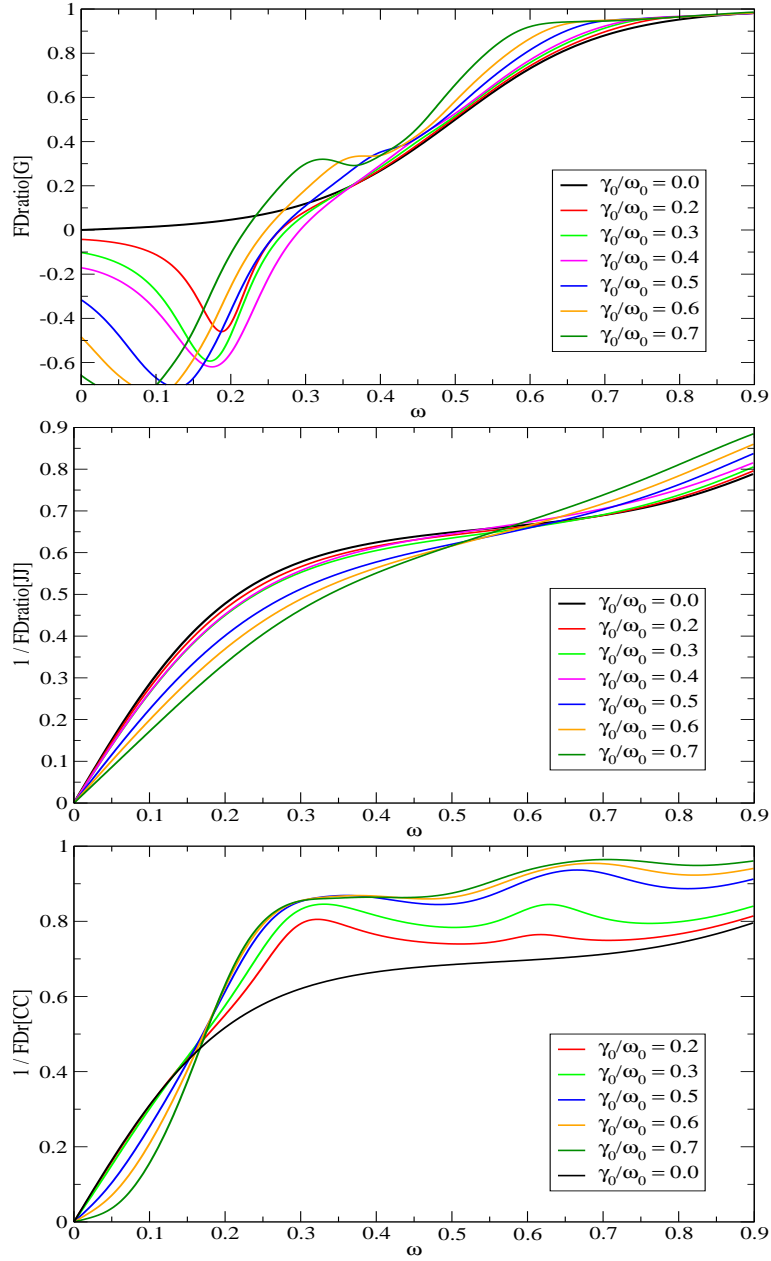
## 6. Summary and discussion

We have derived FD relations for the one-particle and the two-particle correlation functions in the context of quantum transport through a two-terminal device in the steady state regime. We have also provided numerical applications of our derivations for the case of a single impurity model in the presence of electron-phonon interaction. Our calculations are mostly relevant for electron-phonon interacting systems, but are not limited only to these processes. Indeed, they can also be valid for systems with



**Figure 11.** (color online) FD ratio for the GFs (top panel) and the JJ correlations (bottom left panel) and CC correlations (bottom right panel) in the off-resonant regime ( $\varepsilon_0 = 5.0$ ), for the non-interacting (NI) and interacting cases and with strong coupling to the leads ( $t_{0\alpha} = 0.50$ ). In that case the coupling is so strong that the spectral features in the NEGFs are almost completely washed out. The other parameters are  $\gamma_0 = 0.12, \omega_0 = 0.3, t_{0\alpha} = 0.15, T_\alpha = T_{\text{ph}} = 0.1, \eta_L = 0.5, \varepsilon_\alpha = 0, \beta_\alpha = 2$ .





**Figure 12.** (color online) FD ratio for the GFs (top panel) and the JJ correlations (middle panel) and the CC correlations (bottom panel) in the off-resonant regime ( $\varepsilon_0 = 5.0$ ) for a given bias  $V = 1.0$  and different values of the electron-phonon coupling strength  $\gamma_0$  (with  $\omega_0 = 0.3$ ). The other parameters are  $t_{0\alpha} = 0.15$ ,  $T_\alpha = T_{\text{ph}} = 0.1$ ,  $\eta_L = 0.5$ ,  $\varepsilon_\alpha = 0$ ,  $\beta_\alpha = 2$ .

electron-electron interaction when the approximations for the dynamical screening of the interaction, lead to an effective electron-boson model Hamiltonian [48].

We have expressed the FD ratio of the GFs (one-particle correlations) for different cases. We have found a universal form for the FDR in absence of interaction and with a symmetric coupling to the leads, i.e. the FD ratio depends only on the temperatures of the reservoirs and on the applied bias. In the case of asymmetry, the FDR depends also on the coupling to the leads via the  $\Gamma_\alpha$  quantity. In the presence of interactions in the central region, the FDR depends additionally on them via the self-energies  $\Sigma_{\text{int}}^{\leq}$ .

The expressions of the FDR for the current-current and charge-charge (two-particle) correlations are not obtained in an analytical straightforward way. We have however obtained such FD ratios from numerical calculations.

One of the major output of our detailed analysis is that the FD relations for the GFs are much more strongly dependent on both the ‘forces’ ( $\Delta\mu$  and/or  $\Delta\beta$ ) driving the system out of equilibrium and the interaction. However the FD relations for the current-current correlations are much less dependent on the interaction itself, at least for the weak to intermediate coupling regime. Such a regime corresponds to the most probable range of coupling strengths for real single-molecule junctions [43].

Furthermore, we have shown that the FDR of the JJ correlations can be described by a pseudo equilibrium relation, using an effective local temperature (dependent on the applied bias), only in the linear regime.

The weaker dependence on interaction of the FDR of the JJ correlations implies that the calculated relation for the non-interacting case can serve as a master curve for fitting experimental results. This is important because only the current and the charge, and their fluctuations can be measured experimentally, and not the GFs themselves.

The experimental JJ correlation functions obtained via noise and current measurement, fitted on the master curve, could provide us with information about the ‘forces’ ( $\Delta\mu$  and/or  $\Delta\beta$ ) acting effectively on the central region. Information about the strength of the interaction, about the strength of the coupling to the reservoirs (and its symmetry/asymmetry) as well as about the deviations from the electron-hole symmetric point could also be obtained. These are crucial quantities to know in single-molecule nanodevice experiments since they are not (yet) reproducible in a controlled manner from device to device. Furthermore, a strong departure from the master curve could also indicate a break down of the major hypothesis of in our model, i.e. the interactions present only in the central region, or that there are more than two energy/particle reservoirs connected to the central region.

## Acknowledgments

We gratefully acknowledge L Arrachea and A J Fisher for useful comments, and AJF for suggesting the calculation of the charge-charge correlation functions. HN thanks Th Martin for fruitful discussions about the definition of the noise on the Keldysh time-loop contour.

## Appendix A. NEGF

The Green's function is defined on the Keldysh time-loop contour  $C_K$  as follows:

$$G_{XY}(t, t') = -i\langle \mathcal{T} c_X(t) c_Y^\dagger(t') \rangle, \quad (\text{A.1})$$

where  $X, Y$  stands for a composite index for the electronic states in the  $L, C$  or  $R$  region, and the time ordering  $\mathcal{T}$  of the product of fermion creation ( $c_Y^\dagger$ ) and annihilation ( $c_X$ ) quantum fields is performed on the time-loop contour [49, 50, 51, 52].

When the 2 time arguments are on the same branch of  $C_K$ , we deal with the usual time (anti-time) ordered Green's function. When the time arguments are on different branches, there is an automatic time ordering knowing that any time on the backward-time branch (-) is later on the contour  $C_K$  than any time on the forward-time branch (+), i.e.

$$\begin{aligned} G_{XY}^{-+} &\equiv G_{XY}^>(t, t') = -i\langle c_X(t) c_Y^\dagger(t') \rangle, \\ G_{XY}^{+-} &\equiv G_{XY}^<(t, t') = i\langle c_Y^\dagger(t') c_X(t) \rangle, \end{aligned} \quad (\text{A.2})$$

## Appendix B. The two-particle correlation functions

In order to make full use of the Keldysh formalism, we rewrite the current-current (charge-charge) correlation functions with an appropriate time-ordering on the time-loop contour [53, 54], i.e.

$$\tilde{S}_{\alpha\beta}^X(t_1, t_2) = \sum_{\zeta=\pm} \langle \mathcal{T} X_\alpha(t_1^\zeta) X_\beta(t_2^{-\zeta}) \rangle, \quad (\text{B.1})$$

where  $\zeta$  indicates the location on the the backward-time branch (-) or forward-time branch (+) of the time-loop contour  $C_K$ . Knowing that any time of the branch (-) is always later than any time on the branch (+), we get the proper ordering

$$\tilde{S}_{\alpha\beta}^X(t, t') = \langle X_\alpha(t) X_\beta(t') + X_\beta(t') X_\alpha(t) \rangle, \quad (\text{B.2})$$

with  $t$  on branch (-) and  $t'$  on branch (+) in the first correlator  $\langle X_\alpha(t) X_\beta(t') \rangle$ , and  $t'$  on branch (-) and  $t$  on branch (+) in the second correlator  $\langle X_\beta(t') X_\alpha(t) \rangle$ . With such definition in mind, we refined the correlation function  $S_{\alpha\beta}^X(t, t')$  and the response function  $R_{\alpha\beta}^X(t, t')$  (with a negative sign between the two correlators).

In the calculations of the two-particle correlation and response functions (either the current-current or the charge-charge correlations), we are dealing with the evaluation of averages of strings of product of four fermion operators such as  $\langle \mathcal{T} c_X^\dagger(t) c_Y(t) c_W^\dagger(t') c_Z(t') \rangle$ .

We use the Wick's theorem on the time-loop contour  $C_K$  with  $t$  on branch (-) and  $t'$  on branch (+) and we can decompose the products of operators to obtain:

$$\begin{aligned} &\langle \mathcal{T} c_X^\dagger(t) c_Y(t) c_W^\dagger(t') c_Z(t') \rangle \\ &= \langle \mathcal{T} c_X^\dagger(t) c_Y(t) \rangle \langle \mathcal{T} c_W^\dagger(t') c_Z(t') \rangle + \langle \mathcal{T} c_X^\dagger(t) c_Z(t') \rangle \langle \mathcal{T} c_Y(t) c_W^\dagger(t') \rangle. \end{aligned} \quad (\text{B.3})$$

Using the definition of the NEGF and the compact notation  $A(t) = c_X^\dagger(t)c_Y(t)$  and  $B(t) = c_W^\dagger(t')c_Z(t')$ , we see that

$$\langle A(t)B(t') \rangle = \langle A(t) \rangle \langle B(t') \rangle + G_{YW}^>(t, t') G_{ZX}^<(t', t), \quad (\text{B.4})$$

where an implicit time-ordering on  $C_K$  is used in the averages. An equivalent relation for  $\langle B(t')A(t) \rangle$  is obtained with, this time,  $t'$  on branch (-) and  $t$  on branch (+) :

$$\langle B(t')A(t) \rangle = \langle B(t') \rangle \langle A(t) \rangle + G_{ZX}^>(t', t) G_{YW}^<(t, t'). \quad (\text{B.5})$$

The first term in the right hand side of Eq. (B.4) and Eq. (B.5) corresponds to the direct product of the quantities  $A$  and  $B$ . It disappears in the calculation of the commutator  $\langle [A(t), B(t')] \rangle$  and of the anticommutator  $\langle \{\delta A(t), \delta B(t')\} \rangle$  since  $\delta A(t) = A(t) - \langle A(t) \rangle$ . Hence, we are left with the evaluation of the crossed terms  $G_{YW}^>(t, t') G_{ZX}^<(t', t)$  and  $G_{ZX}^>(t', t) G_{YW}^<(t, t')$  in the calculation of the two-particle correlation and response functions.

The crossed Green's functions  $G_{XY}^{\gtrless}(t_1, t_2)$  are calculated from the corresponding Dyson equation on  $C_K$

$$\begin{aligned} G_{XY}^{\gtrless}(t_1, t_2) &= g_{XX}^{\gtrless}(t_1, t_2)\delta_{XY} + (g\Sigma G)_{XY}^{\gtrless}(t_1, t_2) \\ &= g_{XX}^{\gtrless}(t_1, t_2)\delta_{XY} + (G\Sigma g)_{XY}^{\gtrless}(t_1, t_2). \end{aligned} \quad (\text{B.6})$$

We evaluate all the necessary matrix elements for the GFs and self-energies using the Langreth rules of decomposition on the time-loop contour [52]. We keep in mind that the off-diagonal elements of  $\Sigma_{XY}$  are given by the hopping matrix elements between the central region  $C$  and the  $L$  or  $R$  lead. We finally obtain expressions in terms of quantities, the GFs and self-energies, defined only in the central region  $C$ . After Fourier transform of the different quantities  $G_{YW}^>(t-t')G_{ZX}^<(t'-t)$ , we end up with traces over the states in the region  $C$  as given by Eqs. (33) and (36) for the current, and Eq. (39) for the charge respectively.

## References

- [1] Blanter Y M and Büttiker M 2000 *Physics Reports* **336** 1
- [2] Förster H and Büttiker M 2008 *Phys. Rev. Lett.* **101** 136805
- [3] Kubo R 1957 *Journal of the Physical Society of Japan* **12** 570
- [4] Kubo R 1966 *Reports on Progress in Physics* **29** 255
- [5] Bochkov G N and Kuzovlev Y E 1977 *Soviet Physics JETP* **45** 125
- [6] Bochkov G N and Kuzovlev Y E 1979 *Soviet Physics JETP* **49** 453
- [7] Jarzynski C 1997 *Physical Review Letters* **78** 2690
- [8] Jarzynski C and Wójcik D K 2004 *Physical Review Letters* **92** 230602
- [9] Yukawa S 2000 *J. Phys. Soc. Jpn.* **69** 2367
- [10] Kurchan J A quantum fluctuation theorem (*Preprint cond-mat/0007360.pdf*)
- [11] Andrieux D and Gaspard P 2008 *Physical Review Letters* **100** 230404
- [12] Campisi M, Talkner P and Hänggi P 2011 *Phil. Trans. R. Soc. A* **369** 291306
- [13] Saito K and Dhar A 2007 *Physical Review Letters* **99** 180601
- [14] Gelin M F and Kosov D S 2008 *Physical Review E* **78** 011116

- [15] Andrieux D, Gaspard P, Monnai T and Tasaki S 2009 *New Journal of Physics* **11** 043014
- [16] Esposito M, Harbola U and Mukamel S 2009 *Review of Modern Physics* **81** 1665
- [17] Talkner P, Campisi M and Hänggi P 2009 *Journal of Statistical Mechanics: Theory and Experiment* **02** 02025
- [18] Flindt C, Novotný T, Braggio A and Jauho A P 2010 *Physical Review B* **82** 155407
- [19] Campisi M, Hänggi P and Talkner P 2011 *Review of Modern Physics* **83** 771
- [20] Safi I and Joyez P 2011 *Physical Review B* **84** 205129
- [21] Arrachea L and Cugliandolo L F 2005 *Europhys. Lett.* **70** 642
- [22] Caso A, Arrachea L and Lozano G 2010 *Eur. Phys. J. B* **81** 041301
- [23] Caso A, Arrachea L and Lozano G 2012 *Eur. Phys. J. B* **85** 266
- [24] Hershfield S 1993 *Physical Review Letters* **70** 2134
- [25] Han J E 2007 *Physical Review B* **75** 125122
- [26] Han J E 2010 *Physical Review B* **81** 113106
- [27] Han J E, Dirks A and Pruschke T 2012 *Physical Review B* **86** 155130
- [28] Ness H and Dash L K 2012 *Physical Review Letters* **108** 126401
- [29] Ness H and Dash L K 2011 *Physical Review B* **84** 235428
- [30] Hershfield S, Davis J H and Wilkins J W 1991 *Physical Review Letters* **67** 3720
- [31] Kirchner S and Si Q 2009 *Physical Review Letters* **103** 206401
- [32] Ness H 2013 *Physical Review E* **88** 022121
- [33] Dash L K, Ness H and Godby R W 2010 *Journal of Chemical Physics* **132** 104113
- [34] Ness H and Dash L K 2012 *Journal of Physics A: Mathematical and Theoretical* **45** 195301
- [35] BøO L and Galperin Y 1996 *J. Phys.: Condens. Matter* **8** 3033
- [36] Ding G H and Ng T K 1997 *Physical Review B* **56** 15521
- [37] Zhu J X and Balatsky A V 2003 *Physical Review B* **67** 165326
- [38] Galperin M, Nitzan A and Ratner M A 2007 *Physical Review B* **74** 075326
- [39] Tasaki S and Takahashi J 2006 *Progress of Theoretical Physics* **165** 57
- [40] Bobrov V B 1990 *J. Phys.: Condens. Matter* **2** 3115
- [41] Giuliani G and Vignale G 2005 *Quantum Theory of the Electron Liquid* (Cambridge: Cambridge University Press)
- [42] Datta S, Tian W D, Hong S H, Reifengerger R, Henderson J I and Kubiak C P 1997 *Physical Review Letters* **79** 2530
- [43] Dash L K, Ness H, Verstraete M and Godby R W 2012 *Journal of Chemical Physics* **136** 064708
- [44] Kreuzer H J 1981 *Nonequilibrium thermodynamics and its statistical foundation* (Oxford: Oxford University Press)
- [45] Dash L K, Ness H and Godby R W 2011 *Physical Review B* **84** 085433
- [46] Ness H, Dash L K and Godby R W 2010 *Physical Review B* **82** 085426
- [47] Tremblay A M, Patton B, Martin P C and Maldague P F 1979 *Physical Review A* **19** 1721
- [48] Ness H, Dash L K, Stankovski M and Godby R W 2011 *Physical Review B* **84** 195114
- [49] Keldysh L 1965 *Sov. Phys. JETP* **20** 1018
- [50] Danielewicz P 1984 *Annals of Physics* **152** 239
- [51] Chou K C, Su Z B, Hao B L and Yu L 1985 *Physics Reports* **118** 1
- [52] van Leeuwen R, Dahlen N E, Stefanucci G, Almladh C O and von Barth U 2006 *Lecture Notes in Physics* **706** 33
- [53] Martin Th 2001 Private communication
- [54] Kamenev A 2011 *Field Theory of Non-Equilibrium Systems* (Cambridge: Cambridge University Press)