

Solitary waves in Parity-time (PT) symmetric Bragg-grating structure and the existence of Optical Rogue Waves

Samit Kumar Gupta and Amarendra K. Sarma*

Department of Physics, Indian Institute of Technology Guwahati, Guwahati-781 039, Assam, India

*Electronic address: aksarma@iitg.ernet.in

In this work, we have studied the travelling wave solution in a nonlinear Bragg grating structure in which the core of the optical fiber is having Parity-time (PT) symmetric refractive index distribution. The power responses of the solutions are discussed above, below and at the PT-threshold. The effects of increasing the travelling wave speed on the spatio-temporal evolutions of the analytical solutions have been shown and the emergence of the Optical Rogue Waves (ORWs) has been explored based on the system parameters.

PACS number(s): 42.65.-k, 42.65.Tg, 42.65.Sf, 42.50.Nn, 42.79.Dj

I. INTRODUCTION

Since the inception of the concept of non-Hermitian quantum mechanics built on the idea of parity-time symmetry [1], rigorous and widespread theoretical investigations have been carried out in a diverse areas of subjects pertaining to open quantum systems, quantum field theory and so on [2-6]. In recent years, the idea of parity-time symmetry has been experimentally observed in coupled-waveguide systems [7-8], synthetic photonic lattices [9] and complex optical potentials [10]. All these experimental investigations have greatly influenced the extension of the idea of parity-time symmetry in optics keeping in mind the huge potential applications that this novel concept can offer. In their path-breaking work, Bender and Boettcher have shown that for the eigenvalues of the non-Hermitian Hamiltonian $\hat{H} = \hat{p}^2 / 2m + V(\hat{x})$, where m is the mass, \hat{x} is the position operator, \hat{p} is the momentum operator, V is the complex potential, to be entirely real, the Hamiltonian should share common set of eigen-vectors with the PT-operator such that $[H, PT] = 0$. P is the parity inversion operator defined as: $\hat{p} \rightarrow -\hat{p}$, $\hat{x} \rightarrow -\hat{x}$, and T is the time-reversal operator defined as: $\hat{p} \rightarrow -\hat{p}$, $\hat{x} \rightarrow \hat{x}$, $i \rightarrow -i$. It comes out that the Hamiltonian will be PT-symmetric only when $V^*(-\hat{x}) = V(\hat{x})$ or equivalently $\text{Re}[V(\hat{x})] = \text{Re}[V(-\hat{x})]$ and $\text{Im}[V(\hat{x})] = -\text{Im}[V(-\hat{x})]$. Similarly, an optical system having its complex refractive index distribution as $n(\hat{x}) = n_R(\hat{x}) + in_I(\hat{x})$ is said to be PT-symmetric when $n^*(-\hat{x}) = n(\hat{x})$ or $n_R(-\hat{x}) = n_R(x)$ and $n_I(-\hat{x}) = -n_I(\hat{x})$, meaning that the refractive index distribution must be an even function of position whereas the gain/loss distribution must be odd. The inclusion of the PT-symmetry into a physical system can invoke new behaviors in its dynamical characteristics which otherwise would have been impossible for the case of passive optical systems. It is essentially this point which is drawing lots of research interests in recent times in terms of PT-symmetry. The notion of PT-symmetry has been explored by various research groups with reference to nonlinear optics. Some of them are: beam dynamics in PT-symmetric optical lattices [11], Anderson localization of light in PT-symmetric optical lattices [12], optical coupler with birefringent arms [13] and so on.

On the other side, periodic structures like index gratings in bulk [14] and in optical fibers [15-16], find important applications in obtaining frequency selectivity, high reflectivity and dispersion of significant characteristic properties [17]. In their work [18], M. A. Miri et al. starting from a modified massive Thirring model [19], have established the existence of slow Bragg solitons in the complex nonlinear parity-time (PT) symmetric periodic structures and the dependence of the grating band structures on the PT-symmetric part of the periodic optical refractive index. Yet in another work, N. A. Kudryashov et al. [20], in a system of double tunnel-coupled waveguides, have investigated the analytical travelling wave solutions including two periodic and solitary waves and a new nonlinear wave called compacton. Besides, solitary waves have been studied extensively in the oppositely directed couplers [21-23], in systems with different kinds nonlinearity modeled by Nonlinear Schrodinger equations (NLSEs) [24-28]. With detailed studies of “rogue waves” or “freak waves” in hydrodynamical systems [29-31], the investigation of rogue waves has been ramified into nonlinear fiber optics [32] and Bose-Einstein Condensates (BECs) [33]. Optical Rogue Waves have been studied in a microstructured optical fiber system, near the threshold position of soliton-fission supercontinuum generation has been observed [34]. Even more recently, ORWs have been investigated in singly resonant optical parametric oscillators [35], optically injected lasers [36] and in mode-locked fiber lasers [37]. Motivated by these works, we consider a Bragg grating structure with core having refractive index distribution as indicated in. For this system we study the travelling wave solutions of the system depending on the system parameters and explore the nature of the solutions.

The article is organized as follows: Section II briefly describes the theoretical modeling. Section III discusses the analytical travelling wave solutions. The nature of the solutions below and above the PT-symmetric threshold is illustrated. Finally, the existence of optical rogue waves is discussed in Section IV followed by conclusions in Section V.

II. THEORETICAL MODEL

We are considering a nonlinear Bragg grating structure in which the optical fiber-core is associated with the core refractive index distribution as given by: $n = n_0 + n_{1R} \cos(2\pi z / \Lambda) + i n_{1I} \sin(2\pi z / \Lambda) + n_2 |E|^2 E$, where n_0 is the refractive index of the background material, n_{1R}, n_{1I} are the real and imaginary parts of the perturbed refractive index distribution, n_2 is the nonlinear Kerr parameter and Λ is the grating period. The equations, in the slowly-varying envelope approximation describing the evolutions of the forward and backward waves are given below:

$$\begin{aligned}
 i \left(\frac{\partial E_f}{\partial z} + \frac{1}{v_g} \frac{\partial E_f}{\partial t} \right) + \delta_0 E_f + (k_0 + g_0) E_b + \gamma_0 (|E_f|^2 + 2|E_b|^2) E_f &= 0 \\
 i \left(\frac{\partial E_b}{\partial z} - \frac{1}{v_g} \frac{\partial E_b}{\partial t} \right) - \delta_0 E_b - (k_0 - g_0) E_f - \gamma_0 (|E_b|^2 + 2|E_f|^2) E_b &= 0
 \end{aligned} \tag{1}$$

where $E_f(z,t)$ and $E_b(z,t)$ are the slowly-varying amplitudes of the forward and the backward waves respectively, $v_g = c/n_0$ is the velocity in the background material, $k_0 = \pi n_{1R} / \lambda_0$ is the coupling co-efficient arising from the real Bragg grating, $g_0 = \pi n_{1R} / \lambda_0$ is the anti-symmetric coupling co-efficient arising from the complex PT-potential term, $\delta_0 = (\omega_0 - \omega_B) / v_g$ being the measure of the detuning from the Bragg frequency, γ_0 being the self-phase modulation parameter, ω_B is the Bragg frequency.

In order to simplify our analysis, we adopt the following dimensionless units:

$$\xi = z / z_0, \tilde{E}_f = E_f / \sqrt{P_0}, \tilde{E}_b = E_b / \sqrt{P_0}, \tau = t / T_0, \delta = \delta_0 z_0, k = k_0 z_0, \kappa = k_0 z_0, \gamma = \gamma_0 P_0 z_0.$$

So our final equations are as under:

$$\begin{aligned} i \left(\frac{\partial \tilde{E}_f}{\partial \xi} + \frac{\partial \tilde{E}_f}{\partial \tau} \right) + \delta \tilde{E}_f + (k + g) \tilde{E}_b + \gamma (|\tilde{E}_f|^2 + 2|\tilde{E}_b|^2) \tilde{E}_f &= 0 \\ i \left(\frac{\partial \tilde{E}_b}{\partial \xi} - \frac{\partial \tilde{E}_b}{\partial \tau} \right) - \delta \tilde{E}_b - (k - g) \tilde{E}_f - \gamma (|\tilde{E}_b|^2 + 2|\tilde{E}_f|^2) \tilde{E}_b &= 0 \end{aligned} \quad (2)$$

It is noteworthy that in deriving the Eq. (2), we have employed the coupled-mode theory which has been used with considerable success in diverse contexts [38]. In this method, the forward and the backward waves are considered independently and interestingly the Bragg grating provides coupling bridge between them.

III. ANALYTICAL TRAVELLING WAVE SOLUTIONS

To start with, we make the transformation $\tilde{E}_{f,b}(\xi, \tau) = a_{f,b}(\xi, \tau) e^{i\phi_{f,b}(\xi, \tau)}$, $\phi(\xi, \tau) = \phi_f - \phi_b$, in Eqs. (2). This results in the following set of equations for the real amplitudes $a_{f,b}(\xi, \tau)$ and real phases $\phi_{f,b}$:

$$\begin{aligned} \left(\frac{\partial}{\partial \xi} + \frac{\partial}{\partial \tau} \right) a_f &= \sin(\phi)(k + g)a_b \\ \left(\frac{\partial}{\partial \xi} - \frac{\partial}{\partial \tau} \right) a_b &= \sin(\phi)(k - g)a_f \\ a_f \left(\frac{\partial}{\partial \xi} + \frac{\partial}{\partial \tau} \right) \phi_f &= \delta a_f + \cos(\phi)(k + g)a_b + \gamma(a_f^2 + 2a_f a_b^2) \\ a_b \left(\frac{\partial}{\partial \xi} - \frac{\partial}{\partial \tau} \right) \phi_b &= -\delta a_b - \cos(\phi)(k - g)a_f - \gamma(a_b^2 + 2a_b a_f^2) \end{aligned} \quad (3)$$

Now, we introduce travelling wave variables in Eq. (3) as follows:

$$z = (\xi - c_0 \tau) / \sqrt{1 - c_0^2}, a_f = \sqrt{1 + c_0} u, a_b = \sqrt{1 - c_0} v \quad (4)$$

In order to keep the rest of the analysis clean, we introduce the following parameters:

$$\alpha = k + g, \beta = k - g, \mu = \sqrt{1 + c_0 / 1 - c_0} \quad (5)$$

Using Eq. (4) in Eq. (3) and after doing some straightforward algebra, we obtain:

$$u^2 = v^2 (\alpha / \beta) - c_1, \text{ where, } c_1 \text{ is an integration constant.} \quad (6)$$

For $c_1 \neq 0$, from Eqs. (3), (4) and (5) we obtain:

$$u_z^2 = (u^2 + c_1) \sin^2 \phi / \beta^2, \quad \phi_z = \alpha \varepsilon \left[u_z (u^2 + c_1) - u u_z^2 \right] / \chi (u^2 + c_1) \sqrt{u^2 + c_1 - u_z^2} \quad (7)$$

$$\text{where, } \varepsilon = \pm 1, \chi = \sqrt{\beta / \alpha} \text{ and } \phi = \sin^{-1} \left[\alpha \varepsilon u_z / \chi \sqrt{u^2 + c_1} \right] \quad (8)$$

Substituting Eq. (8) into Eq. (7) and using the new variables, defined as,

$$E = \left[u^2 + c_1 - u_z^2 \alpha / \chi \right] / u^6 \text{ and } r = \sqrt{E}, \text{ we obtain:}$$

$$\frac{dr}{du} + \frac{4}{u} r = \varepsilon \alpha \frac{b_1 u^2 + b_2}{u^3} \quad (9)$$

where, $b_1 = \gamma [\chi^2 \mu^{-1} + 2\gamma \sqrt{1 - c_0^2} + \mu (1 + c_0)]$ and

$$b_2 = \gamma' + \gamma \left[c_1 \chi^2 \mu (1 + c_0) + 2\sqrt{1 - c_0^2} \right] \text{ with } \gamma' = \delta(\mu + \mu^{-1}).$$

Solving Eq. (9) and then putting $w = 1/u^2$, after a bit of tedious algebra, under the approximation of weak nonlinearity, we get:

$$w_z^2 = \left[-4c_2^2 w^4 + 4c_1 w^3 + 4w^2 - 2c_2 \varepsilon \alpha (b_1 / 2 + 2b_2 w / 3) \right] \chi / \alpha^2 \quad (10)$$

Now, we write the right hand side of Eq. (10) as:

$$f(w) = -2(w - w_1)(w - w_2)(w - w_3)(w - w_4),$$

Then, proceeding in the similar way as in Refs. [20, 39], we finally obtain the travelling wave solutions for the forward and backward waves:

$$a_f^2 = (1 + c_0) \frac{[3 + \tanh^2 Z]}{[w_4 + w_3 \tanh^2 Z]} \quad (11)$$

$$a_b^2 = (1 - c_0) \left(\frac{k - g}{k + g} \right) \frac{[3 + \tanh^2 Z]}{[w_4 + w_3 \tanh^2 Z]}$$

with $Z = \sqrt{3}(\sqrt{l}z + c)$. Here, 'f' stands for forward wave and 'b' stands backward wave, 'c' is the integration constant, 'l' is the parametric constant defined as: $l = w_4^2(1 - X_1)(1 - X_2) / 2$, where $X_m = w_m / w_4$, $m = 1, 2, 3, 4$. It is clear that there is an infinite number of travelling wave solutions depending on the values of the parameters. One may obtain either cnoidal wave or solitary wave solutions subject to the parameter values. We analyze a few interesting cases below. For the rest of our analysis in this work we take $c = 0.0$.

Fig.1 depicts the variations of the square of the amplitudes for cases when $k > g$ or $k < g$. It could be seen that the backward waves are having less peak values compared to

the forward waves, and they keep the shapes and the peak values invariant over a sufficiently long distance. Interestingly, we see a sharp change of behavior above and below the exceptional point or the threshold, i.e. $k=g$. In Fig. 1 (b), when $k < g$, we see the occurrences of the multiple waves of different peak values. This could be due to the appearance of the imaginary eigen-values for of the system for $k < g$ leading to the spectral instabilities. It is worthwhile to mention that at $k=g$, solitary wave solutions as in Eq. (11) do not exist for the chosen set of parameters. This could be due to the fact that in this case the Bragg grating becomes ineffective since the speed reduction factor tends to unity [38].

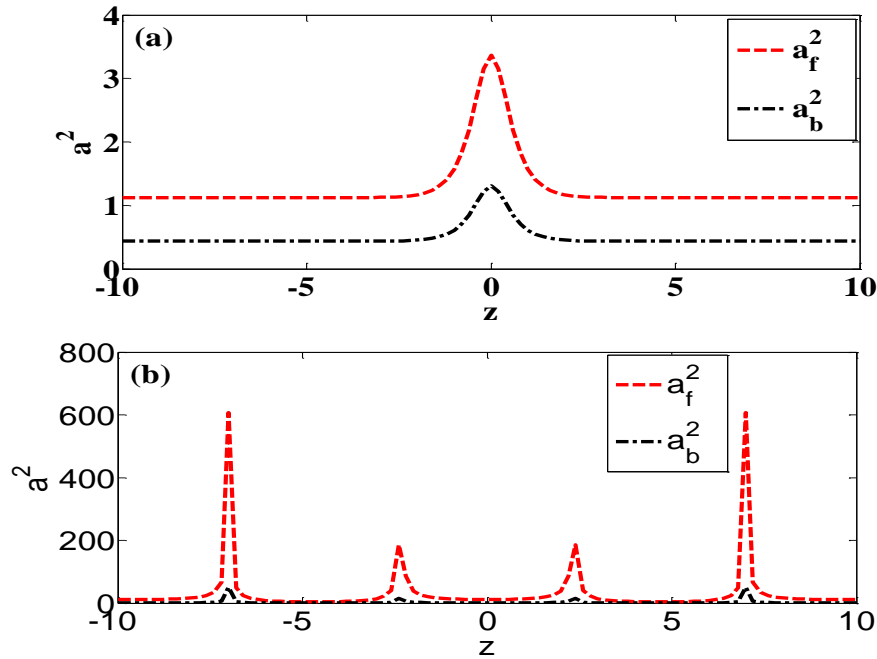


FIG. 1. (Color online) Square of the amplitudes for forward and backward waves for below (a) and above (b) the threshold point. For below case we have taken parameters: $k=1.0$, $g=0.4$, $c_0 = 0.05$, and for above case we have taken: $k=1.0$, $g=1.2$, $c_0 = 0.05$.

The variations of a_f^2 with $s = \xi - c_0\tau$, as in Eq. (11), for different values of c_0 parameters are shown IN Fig.2. We notice that for the right-going waves ($0 < c_0 < 1$), the amplitudes increase when the traveling wave speed c_0 increases. For the left-going waves, the amplitudes decrease when the absolute values of the traveling wave speed is increased. These results are in conformity with the ones found in Refs. [20, 22].

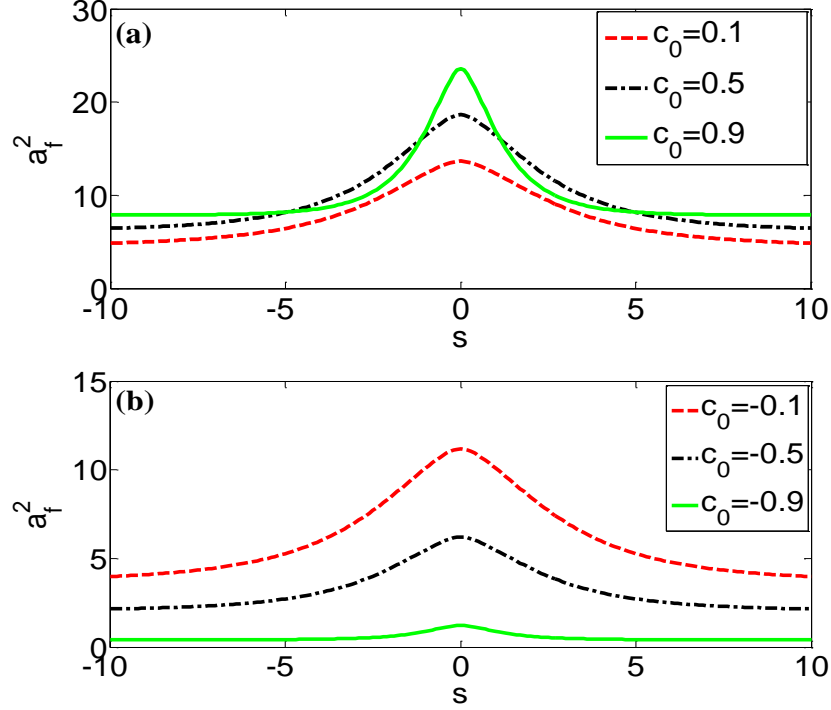
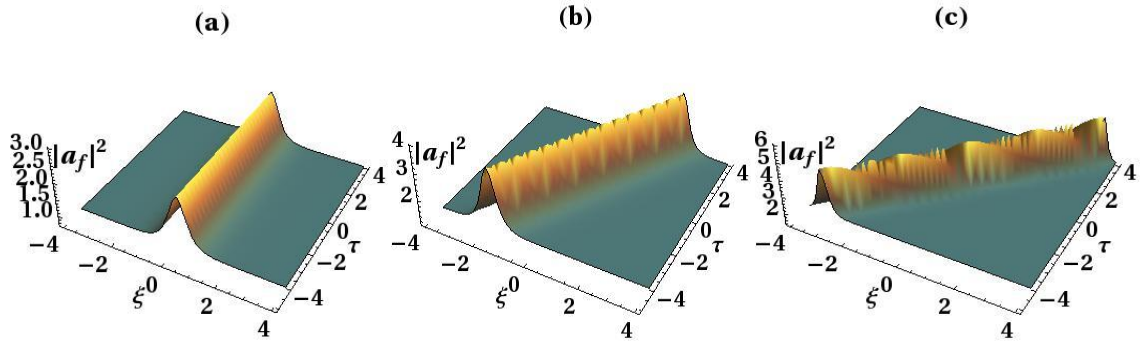


FIG. 2. (Color online) Variations of the square of the amplitudes vs. s parameter for different values of c_0 parameter. $k=1.0$, $g=0.9$.

IV. OPTICAL ROGUE WAVES FOR PARTICULAR SOLUTIONS

We mentioned in Sec. III that there are many possible solutions to Eq. (11) subject to various parameter values. One interesting solution may be of the so called Optical Rogue Waves (ORW). In fact, Eq. (11) has close similarity with the solutions reported recently in the context of nonlinear Fiber optics [40]. In this section, we discuss the spatio-temporal evolutions of the forward and the backward waves as found in Eq. (11).



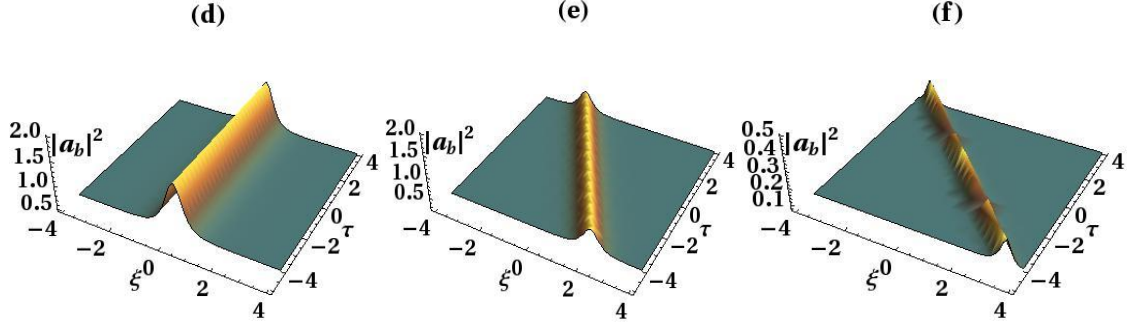


FIG. 4.(Color online) Evolution in space and time of the intensity of the forward ((a), (b), (c)) and backward ((d), (e), (f)) waves for different values of c_0 parameter, in (a) $c_0=0.0005$, (b) $c_0=0.5$, (c) $c_0=0.85$, (d) $c_0=-0.0005$, (e) $c_0=-0.5$, (f) $c_0=-0.85$. Other parameters are: $k=1.0$, $g=0.2$.

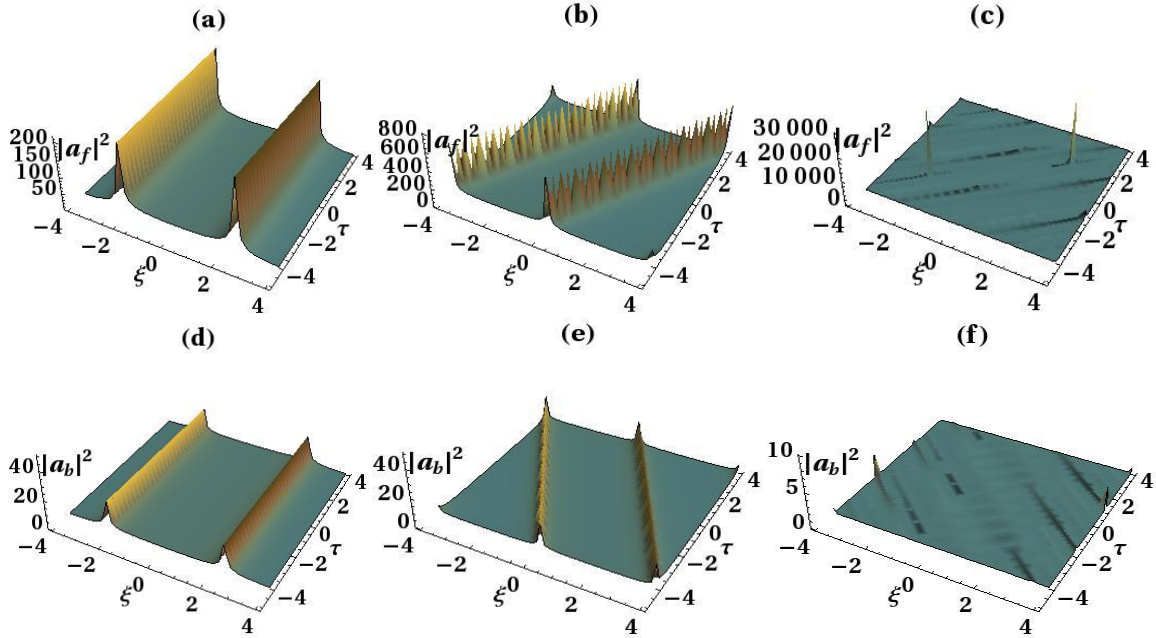


FIG. 5.(Color online) Evolution in space and time of the intensity of the forward ((a), (b), (c)) and backward ((d), (e), (f)) waves for different values of c_0 parameter, in (a) $c_0=0.0005$, (b) $c_0=0.5$, (c) $c_0=0.98$, (d) $c_0=-0.0005$, (e) $c_0=-0.5$, (f) $c_0=-0.98$. Other parameters are: $k=1.0$, $g=1.2$.

We carry out the simulations for two set of values of the travelling wave speed c_0 , one with positive values and other with negative ones. In these plots, positive values of c_0 refers to the forward wave while the negative ones are meant for backward waves. From Eq. (11) one can see that, apart from a constant scaling factor, the form of the solution for the forward and backward waves are the same. Fig. 4 depicts the case for $k>g$. We observe stable solitary wave propagation for small value of c_0 in Figs. 4(a) and 4(d). The solitary waves are shifted towards the positive and negative ξ for the forward and backward waves respectively with increase in c_0 , as evident from rest of the plots of Fig.

4. Also, it should be noted that the intensity of the forward wave increase while backward wave decreases with increase in the modulus of the c_0 parameter. The case with $k < g$ is depicted in Fig. 5. Stable solitary wave propagation could be observed in Fig. 5(a) and (d) for the chosen parameters, similar to the ones in Fig. 4(a) and (d). However, some interesting results are obtained if the c_0 parameter is increased significantly. Fig. 5(c) and (f) predicts the existence of localized, single solitary waves of large amplitude in the background medium. These occurrences could be explained as follows. As the travelling wave speed c_0 is increased by a little amount, it acts as a perturbation, and via nonlinear processes, like modulation instability, that perturbation gets amplified which in turn decreases the soliton-fission threshold. Now, the soliton-fission sets in, resulting in the breaking up of the smooth wave and the formation of well-localized group of solitary waves of large amplitudes resembling closely to the so called optical Rogue waves (see Fig.5(c) and 5(f)). This can be explained on the basis that with increasing travelling wave speed, the energy of each relatively small-amplitude localized wave starts transferring energy to another one amongst the group of those waves, thus increasing its amplitude rapidly. The wave propagating in the forward direction has giant amplitude compared to the one propagating in the backward direction. This is owing to the fact that less energy is transferred in the backward direction as was evident from our previous analysis.

Before arriving at a conclusion, it is appropriate to mention a few about the effect of the approximation of weak nonlinearity in our analysis. Its effects are three-fold: firstly, the approximation of weak nonlinearity is ensuring the simple analytical solutions found in Eq.(11), secondly, since the nonlinearity is weak, it is practically not changing the position of the PT-threshold and third, the weak nonlinearity is acting as the noise factor accounting for the emergence of ORWs. For regular waves, Benjamin-Feir instability [41] is a weakly-nonlinear effect finding equivalent analogues in nonlinear optics. Besides, the weakly-nonlinear theory of the occurrence of rogue waves has been widely suggested as possible explaining tool [42, 43], although controversial. As regards some possible applications of the present work, many may be suggested, but one potential application may be to use this PT- symmetric Bragg grating structure in generating high power optical pulses [44].

V. CONCLUSIONS

In this work, we have found the analytical travelling solitary wave solutions for the forward and the backward waves in a nonlinear PT-symmetric Bragg grating structure. We observe that there is an infinite number of travelling waves solutions, either solitary or cnoidal-type, depending on the parameter values of the system. The effects of the coupling constant, gain/loss parameter and the travelling wave speed on the evolution dynamics of the solutions have also been discussed. Depending on some suitable choice of the parameter values of the system, the existence of optical rogue waves has been elucidated. It comes out that the evolutions of the forward and the backward waves crucially depend upon the different system parameters such as travelling wave speed and loss/gain parameter. It is worth mentioning here that the theoretical set-up under consideration can yield, apart from ORWs, various kinds of nonlinear travelling wave

solutions based on the parameter values of the system. So, in that regard, this work could be a step forward to the future investigations in the similar systems.

- [1] C. M. Bender and S. Boettcher, Phys. Rev. Lett. **80**, 5243 (1998).
- [2] C. M. Bender, S. Boettcher, and P. N. Meisinger, J. Math. Phys. **40**, 2201 (1999).
- [3] C. M. Bender, D. C. Brody, and H. F. Jones, Phys. Rev. Lett. **89**, 270401 (2002).
- [4] C. M. Bender, Rep. Prog. Phys. **70**, 947 (2007).
- [5] A. Mostafazadeh, J. Phys. A. **36**, 7081, (2003).
- [6] C. M. Bender, D. C. Brody, and H. F. Jones, Phys. Rev. D **70**, 025001 (2004).
- [7] C. E. Ruter, K. G. Makris, R. El-Ganainy, D. N. Christodoulides, M. Segev, and D. Kip, Nat. Phys. **6**, 192, (2010).
- [8] A. Guo, G. J. Salamo, D. Duchesne, R. Morandotti, M. Volatier-Ravat, V. Aimez, G. A. Siviloglou and D. N. Christodoulides, Phys. Rev. Lett. **103**, 093902 (2009).
- [9] A. Regensburger, C. Bersch, M. A. Miri, G. Onischchukov, D. N. Christodoulides, U. Peschel, Nature **488**, 167 (2012).
- [10] Z.H. Musslimani, Phys. Rev. Lett. **100**, 030402 (2008).
- [11] K. G. Makris, R. EL-Ganainy, and D.N. Christodoulides, Phys. Rev.Lett. **100**, 103904 (2008).
- [12] D. M. Jovic, C. Denz, M. R. Belic, Opt. Lett. **37**, 4455 (2012).
- [13] K. Li, D. A. Zezyulin, V. V. Konotop and P.G. Kevrekidis, Phys. Rev. A **87**, 033812 (2013).
- [14] P. Yeh, *Optical Waves in Layered Media* (Wiley, New York, 1984).
- [15] K. O. Hill, Y. Fujii, D. C. John, and B. S. Kawasaki, Appl. Phys. Lett. **32**, 647 (1978).
- [16] T. Erdogan, J. Lightwave Tech. J. **48**, 2909 (1969).
- [17] A. Yariv and P. Yeh, *Optical Waves in Crystals* (Wiley, New York, 1984).
- [18] M. A. Miri, A. B.Aceves, T. Kottos, V. Kovanis, D. N. Christodoulides, Phys. Rev. A **86**, 033801 (2012).
- [19] W. E. Thirring, Ann. Phys. **3**, 91 (1958).
- [20] N. A. Kudryashov, A. I. Maimistov, D. I. Sinelshchikov, Phys. Lett. A **376**, 3658 (2012).
- [21] A. I. Maimistov, I. R. Gavitov and N. M. Litchinitser, Opt. Spectrosc. **104**, 253 (2008).
- [22] E. V. Kazantseva, A. I. Maimistov and S. S. Ozhenko, Phys. Rev. A **80**, 043833 (2009).
- [23] D. R. Heatley, E. M. Wright and G. I. Stegeman, Appl. Phys. Lett. **53**, 172 (1988).
- [24] A. Hasegawa and F. Tappert, Appl. Phys. Lett. **23**, 142 (1973).
- [25] N. Sasa and J. Satsuma, J. Phys. Soc. Jpn. **60**, 409 (1991).
- [26] Y. Kodama and A. Hasegawa, IEEE J. Quantum Electron. **23**, 5610 (1987).
- [27] G. P. Agrawal, *Nonlinear Fiber optics* (Academic Press, New York, 2006).
- [28] M. Saha and A. K. Sarma, Commun Nonlinear Sci Numer Simul **14**, 3215 (2009).
- [29] A. I. Dyachenko and V. E. Zakharov, JETP Lett. **81**, 255 (2005).
- [30] C. Kharif, E. Pelinovsky, and A. Slyunyaev, *Rogue Waves in the Ocean* (Springer, Berlin, 2009).
- [31] A. Chabchoub, N. P. Hoffmann, and N. Akhmediev, Phys. Rev. Lett. **106**, 204502 (2011).
- [32] B. Kibler et al., Nat. Phys. **6**,790 (2010).

- [33] Y. V. Bludov, V. V. Konotop, and N. Akhmediev, *Phys. Rev. A* **80**, 033610 (2009).
- [34] D. R. Solli, C. Ropers, P. Koonath, B. Jalali, *Nature(London)* **450**, 1054 (2007).
- [35] G. Oppo, Alison M. Yao, and Domenico Cuozzo, *Phys. Rev. A* **88**, 043813 (2013).
- [36] J. Zamora-Munt et al., *Phys. Rev. A* **87**, 035802 (2013).
- [37] A. Zaviyalov, O. Egorov, R. Iliew, and F. Lederer, *Phys. Rev. A* **85**, 013828 (2012).
- [38] Govind P. Agrawal, *Applications of Nonlinear Fiber Optics* (Academic Press, New York, 2001).
- [39] J. Billingham and A. C. King, *Wave Motion* (Cambridge University Press, Birmingham, 2000).
- [40] C. N. Kumar, R. Gupta, A. Goyal, S. Loomba, T. S. Raju and P. K. Panigrahi, *Phys. Rev. A* **86**, 025802 (2012).
- [41] T. B. Benjamin and J.E. Feir, *Theory. J. Fluid Mechanics* **27**, 417 (1967).
- [42] D. H. Peregrine, *J. Aust. Math. Soc. Ser. B* **25**, 16 (1983).
- [43] P. A. E. M. Janssen, *J. Physical Oceanography* **33**, 863 (2003).
- [44] G. Yang, L. Li, S. Jia, D. Mihalache, *Romanian Reports in Physics* **65**, 391 (2013).