

# Scenario Machine: Fast Radio Bursts, Short GRB, Dark Energy and LIGO silence

V. M. Lipunov<sup>1,2\*</sup>, M. V. Pruzhinskaya<sup>1†</sup>

<sup>1</sup>Lomonosov Moscow State University, Faculty of Physics, Sternberg Astronomical Institute, Universitetsky pr., 13, Moscow, 119991, Russia

<sup>2</sup>“Extreme Universe Laboratory” of Lomonosov Moscow State University, Skobeltsyn Institute of Nuclear Physics, 1(2), Leninskie gory, GSP-1, Moscow, 119991, Russia

Accepted 2014 February 12. Received 2014 January 21; in original form 2013 December 5

## ABSTRACT

We discuss the recently reported discovery of fast radio bursts (FRBs) in the framework of the neutron star–neutron star (NS+NS) or neutron star–black hole (NS+BH) binary merger model. We concentrate on what we consider to be an issue of greatest importance: what is the NS merger rate given that the FRB rate (1/1000 yr<sup>−1</sup> per galaxy) is inconsistent with gamma-ray burst rate as discussed by Thornton and should be significantly higher. We show that there is no discrepancy between NS merger rate and observed FRB rates in the framework of the Scenario Machine population synthesis — for a kick velocity of 100–150 km s<sup>−1</sup> an average NS merger rate is 1/500–1/2000 yr<sup>−1</sup> per galaxy up to  $z = 0.5$ –1. Based on the Scenario Machine NS merger rate estimates, we discuss the lack of positive detections on the ground-based interferometers, considering the Laser Interferometer Gravitational-wave Observatory.

**Key words:** gravitational waves – gamma-ray burst: general.

## 1 INTRODUCTION

The discovery of four fast radio bursts (FRBs; Thornton et al. (2013)) combined with the previously discussed Lorimer burst (Lorimer et al. 2007) sparked interest in the generation mechanisms of extremely non-stationary and powerful radiation by neutron stars (NSs). There are different scenarios for FRBs (see Totani (2013) for a review) but here we discuss only NS+NS mergers, which we consider to be the most plausible explanation.

The possibility of the FRBs being generated by coalescing NSs was predicted by Lipunov & Panchenko (1996). A sufficiently close neutron binary transforms, by emitting gravitational waves, into a supercompact system with a lifetime of several milliseconds (several orbital revolutions). In the process, strong electric fields are generated and conditions arise for acceleration of relativistic particles, which, in turn, generate non-thermal radio emission (see also Hansen & Lyutikov (2001); Lyutikov (2013)). Furthermore, Lipunova (1997) pointed out that a merger of NSs produces a highly magnetized and rapidly rotating object (a spinar), which can lose up to 10 per cent of its total energy in the form of electromagnetic radiation in the process of collapse (cf. Lipunova & Lipunov (1998); Lipunov & Gorbvskoy (2007a); Pshirkov & Postnov (2010)). However, the radia-

tion of a rapidly and, possibly, differentially rotating spinar has to be highly concentrated along the axis of the object and, most likely, should be properly identified with the gamma-ray burst (GRB; Lipunov & Gorbvskoy (2007b)).

It is tempting to associate FRB with coalescing NSs, which, in turn, are viewed as the most likely source of short GRBs (Blinnikov et al. 1984; Paczynski 1986), the latter, in addition, being the best source of events for gravitational-wave experiments like Laser Interferometer Gravitational-wave Observatory (LIGO), Virgo, etc. (Grishchuk et al. 2001). However, in the case of this interpretation we have to answer the fundamental question of the occurrence frequency of such bursts in the Universe. A statistical analysis of FRBs shows that its rate should be equal to 10<sup>−3</sup> yr<sup>−1</sup> per a Milky Way type galaxy (Thornton et al. 2013). At the same time, the studies based on the population synthesis of binary stars usually yield substantially lower star merger frequencies: 10<sup>−6</sup>–10<sup>−4</sup> yr<sup>−1</sup> per galaxy (Clark et al. 1979; Hils et al. 1990; Portegies-Zwart & Spreeuw 1996; Bethe & Brown 1998; Portegies-Zwart & Yungelson 1998; Fryer 2000; Kalogera & Lorimer 2000; Kalogera et al. 2001; Belczynski & Kalogera 2002; Kim et al. 2013). The statistics of GRBs yields even lower occurrence frequencies. However, the latter estimate depends on the beaming angle of GRBs, which is very poorly defined (Sari et al. 1999; Coward et al. 2012). At the same time, Totani (2013) points out that theoretically estimated NS coalescence rates reported, in particular, by Thornton et al. (2013), characterize

\* E-mail: lipunov2007@gmail.com

† E-mail: pruzhinskaya@gmail.com

the average or present-day occurrence frequencies, whereas the actual NS merger rate varied dramatically over the age of the Universe.

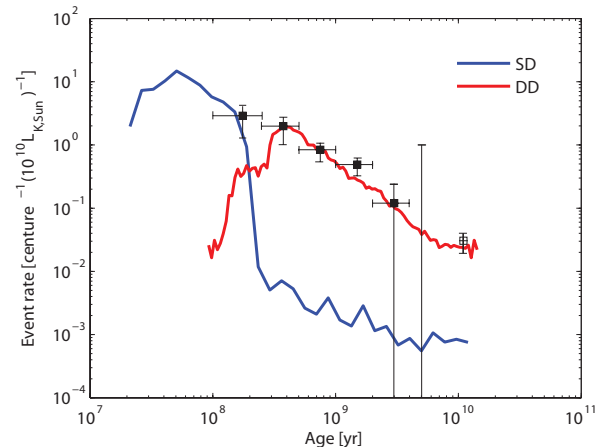
This study is based on the results of the Scenario Machine (see a monography; Lipunov et al. (1996a)), which is the first and most mature population synthesis program aimed at simulating the evolution of a large number of single and binary stars. We focus on estimates of FRB rate in the framework of the NS+NS binary merger model. In Section 2, we give a brief review of the Scenario Machine population synthesis. In Section 3, we calculate the NS merger rate for more plausible star formation rate (SFR) and compare with observed frequency of FRB events. In Section 4, we discuss NS mergers as a result of the long binary evolution process and put some constraints on the natal kick velocities of NSs. In Section 5, we compare our estimates of NS+NS and BH+BH merger rate with the upper limits for these rates set by the lack of gravitational-wave event detection in LIGO experiment. In Section 6, we summarize our results.

## 2 SCENARIO MACHINE AND NEUTRON STAR MERGER RATE

The idea of population synthesis is to use our (not always complete) understanding of the evolution of binary stars, including relativistic stages, to generate millions computer-simulated artificial binaries in order to construct an artificial Universe and estimate the occurrence rates of various types of binaries and the associated cataclysmic events: supernova (SN) explosions, mergers, disruptions, etc. (Kornilov & Lipunov 1983). It allows one to study the evolution of a large ensemble of binaries, to estimate the number of binaries at different evolutionary stages, and to explain the observational data.

The very first population synthesis computations performed using the Scenario Machine showed that the current NS merger rate in a galaxy like ours is equal to several events in 4000 years (see Fig. 1, case  $e - 1 \text{ yr}^{-1}$ , < 20 Mpc in Lipunov et al. (1987)). Subsequent computations demonstrated a strong evolution of merger rate with the age of the Universe (Lipunov et al. 1995) and kick velocity (Lipunov et al. 1997a).

Currently, about a dozen teams are implementing a Monte Carlo version of the population synthesis (Abadie et al. 2010). We use the Scenario Machine population synthesis program (see a monography; Lipunov et al. (1996a)). The Scenario Machine, first, incorporates not only the evolution of binary stars, but also the rotational evolution of compact stellar objects: NSs and white dwarfs (WDs). Furthermore, because of a certain number of obscure issues in our understanding of the evolution of binary stars: poor understanding of common-envelope stages, possible collapse anisotropy, poor knowledge of the initial component mass ratio distribution in binaries – our approach uses the idea of optimization of all model parameters concerning NS evolution. For example, before computing the NS coalescence rate we optimize the parameters of evolution by comparing our artificial Galaxy with observations (Lipunov et al. 1996b). We make sure that (1) the number of simulated binaries of various types agrees (approximately) with the corresponding number of actually observed bina-



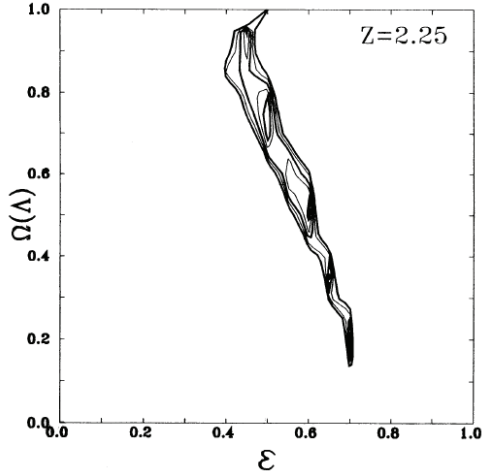
**Figure 1.** The SN Ia rate per century for a single starburst population whose total K-band luminosity is  $10^{10} L_{K, \odot}$  at the age of 11 Gyr. The filled squares are the observational points. The open square is the observed SN Ia rate in elliptical galaxies in the local Universe (Totani et al. 2008; Mannucci et al. 2005). The theoretical curves are the result of calculations (Jorgensen et al. 1997) rescaled to the new units (Lipunov et al. 2011). SD – single degeneration, DD - double degeneration mechanisms.

ries: binary radio pulsars, X-ray pulsars, black holes (BHs) with massive and low-mass companions, (2) the distribution of space velocities of radio pulsars agrees with the corresponding distribution for actually observed radio pulsars, and (3) that the same is true for the number and parameters of radio pulsars with optical components, etc.

If the number of observed reference quantities (the number of objects genetically related to NS+NS mergers) is sufficiently large, it is no longer important to what extent we might misestimate the hidden parameters such as the common-envelope parameter or the initial distribution of component mass ratios in binary stars. In other words, given a satisfactory explanation of the statistics of observed binary types we can be sure enough of the predicted statistics of unobserved events, such as NS mergers. Here we can formulate the following joke theorem (the theorem of population synthesis): the observed Universe of binary stars can be described to any desired degree of precision in terms of any, albeit incorrect, model with arbitrary large number of free parameters.

The most striking confirmed predictions of the Scenario Machine include the discovery of radio pulsars paired with massive stars (predicted by Kornilov & Lipunov (1984); Lipunov et al. (1994); discovered by Johnston et al. (1992)), the discovery of strong evolution of the X-ray emission of galaxies (Lipunov & Postnov 1988; Tatarintzeva et al. 1989; Lehmer et al. 2001) and its relation to the SFR (Lipunov et al. 1996c), prediction of the rate and nature of the evolution of mergers of WDs with the total mass above the Chandrasekhar limit (see Fig. 1; Totani et al. (2008); Lipunov et al. (2011)), and the discovery of dark energy signature in the statistics of GRBs (see Fig. 2; Lipunov et al. (1995)). The Scenario Machine continues to develop and one of the latest version is published in Lipunov et al. (2009).

Figure 3 briefly outlines the history of NS coalescence

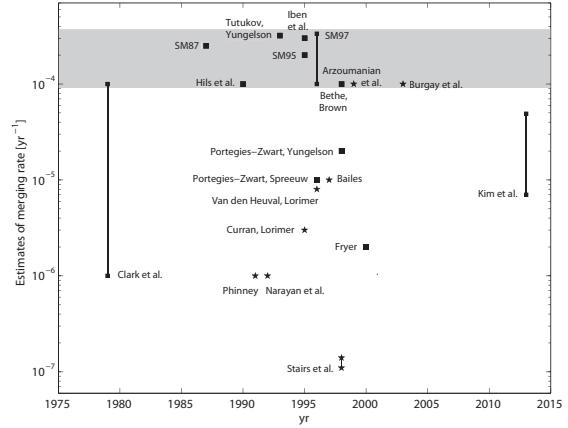


**Figure 2.** Dependence of dark-energy density on the fractional part of the luminous baryonic matter entering into the first-generation metal-poor stars ( $\epsilon$ ) estimated assuming that star formation rate peaked at about  $z = 2.25$ . According to modern data, the peak is located at about  $\sim 2-2.5$ . Current value of  $\Omega_\Lambda = 0.7$  (Perlmutter et al. 1999) gives  $\epsilon \simeq 0.5$ , which seems reasonable. The (90%, 91%, etc.) confidence level contours are shown for the  $\omega^2$  test in the  $\epsilon - \Omega_\Lambda$  plane at  $z_* = 2.25$ . A flat cosmological model and GRB spectral index  $s = 1.5$  with the source evolution as in Fig. 4 are adopted (Lipunov et al. 1995).

rate normalized per Milky Way like galaxy and referred to the present epoch. We do not include in Fig. 3 studies covering a range of values of  $\sim 2-3$  orders of magnitude (Kalogera et al. 2001, 2004; Belczynski & Kalogera 2002) except the very first theoretical consideration performed by Clark et al. (1979). As it is evident from the figure, the NS coalescence rate provided by the Scenario Machine –  $1/3000-1/10000 \text{ yr}^{-1}$  per galaxy – has remained unchanged since 1987, whereas observational data, on the contrary, gradually approach the “theoretical” estimate of the Scenario Machine. In the paper Bethe & Brown (1998), the predicted rates for NS+NS and BH+NS binaries are  $10^{-5}$  and  $10^{-4} \text{ yr}^{-1}$  per galaxy, respectively. However, we would like to stress that Bethe & Brown (1998) considered BHs with mass close to the Oppenheimer–Volkoff limit ( $\sim 2-2.5 M_\odot$ ). Such low-mass BHs are formed due to hyperaccretion during common-envelope stage (Chevalier 1993). In case of Fig. 3 low-mass BH+NS mergers are equivalent to NS+NS mergers because the horizon distance for these two types of binaries is approximately the same. Consequently,  $10^{-4} \text{ yr}^{-1}$  per galaxy is a real estimate for NS+NS mergers.

The LIGO experiment will detect nearby ( $< 100 \text{ Mpc}$ ) coalescence events and therefore we are primarily interested in the estimate of the current coalescence rate. To estimate the total number of events to be recorded in LIGO and other ground-based experiments, we must sum up the star-formation rate within the volume of the gravitational-wave horizon and add a small contribution provided by elliptical galaxies.

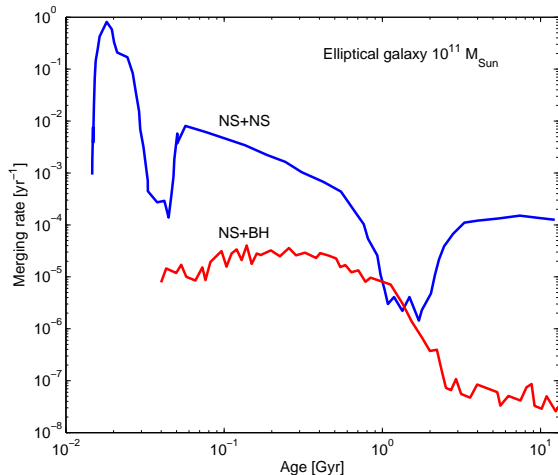
Note that population synthesis depends to an important hidden parameter, the so-called kick velocity. Here, we mean the natal kick velocity, in other words a velocity that NS receives due to anisotropy of SN explosions. However, this parameter can be constrained substantially by comparing the



**Figure 3.** Estimated merger rates for NS at the present epoch normalized per year per galaxy with a constant SFR of  $1M_\odot$  per year (like the Milky Way). The squares show the coalescence rate estimates obtained using the method of population synthesis (they are sometimes referred to as theoretical estimates). The asterisks show the “observed” estimates based on the statistics of binary radio pulsars. The gray region outlines the Scenario Machine predictions. Clark et al. – Clark et al. (1979); SM87 – Lipunov et al. (1987); Hills et al. – Hills et al. (1990); Phinney – Phinney (1991); Narayan et al. – Narayan et al. (1992); Tutukov, Yungelson – Tutukov & Yungelson (1993); Iben et al. – Iben et al. (1995); SM95 – Lipunov et al. (1995); Curran, Lorimer – Curran & Lorimer (1995); SM97 – Lipunov et al. (1997a); Portegies-Zwart, Spreeuw – Portegies-Zwart & Spreeuw (1996); Van den Heuvel, Lorimer – Van den Heuvel & Lorimer (1996); Bailes – Bailes (1996); Portegies-Zwart, Yungelson – Portegies-Zwart & Yungelson (1998); Bethe, Brown – Bethe & Brown (1998); Stairs et al. – Stairs et al. (1998); Arzoumanian et al. – Arzoumanian et al. (1999); Fryer – Fryer (2000); Burgay et al. – Burgay et al. (2003); Kim et al. – Kim et al. (2013).

results of population synthesis with the statistics of NS+NS and NS+WD binaries. This is understandable. If the collapse of an SN is highly anisotropic then the probability for the binary to be preserved after the explosion is very low. The collapse anisotropy is especially critical for the number of NS binaries (i.e., Taylor type radio pulsars), because such systems form as a result of two supernova explosions in the same binary. A special analysis performed in 1997 showed that the collapse anisotropy cannot be very high:  $100-150 \text{ km s}^{-1}$  (Fig. 7; Lipunov et al. (1996b), see also fig. 1 in Lipunov et al. (1997a)). With such a kick velocity the current coalescence rate should be equal to  $1/3000-1/5000 \text{ yr}^{-1}$  per  $10^{11} M_\odot$  in a Milky Way type galaxy. However, this is the coalescence rate at the present epoch. As Totani (2013) pointed out, the coalescence rate could have been significantly higher in the past, and we appear to be dealing with redshifts about  $0.5-0.1$  if FRBs are cosmological events. It was first shown by the computations performed using the Scenario Machine that the coalescence rate evolves dramatically even if normalized to the rest frame (Lipunov et al. 1995).

Based on these computations (Fig. 4) and the modern data on SFR we derived the dependence of the NS coalescence rate in the Universe. We used the compilation of



**Figure 4.** Temporal evolution of NS+NS (blue curve) and NS+BH (red curve) coalescence rates calculated for  $2 \times 10^8$  binaries and normalized to a model elliptical galaxy with baryonic mass  $10^{11} M_{\odot}$  (Lipunov et al. 1995). The gaps in the NS+NS merging rate are appeared because in initial binary systems one distinguishes different cases of mass transfer depending on the nuclear evolutionary state of the star (Webbink 1979).

*UV*, *FIR*, radio and  $H\alpha$  SFR data from Hopkins & Beacom (2006) that were fitted with parametric form of Cole et al. (2001):  $\rho_{\star} = (a + bz)h/[1 + (z/d)^c]$ , where  $h = 0.7$  is Hubble constant. SFR was determined up to  $z \sim 6$ . However, we extended it up to  $z = 10$ , because the SFR measurements at redshifts  $6 < z < 10$  (Bouwens et al. 2004, 2005; Bouwens & Illingworth 2006) showed that the decline in SFR seen near  $z = 6$  continues to higher redshifts. We used two sets of parameters for two possible extreme initial mass function (IMF): the modified Salpeter IMF with the high-mass power-law slope of -1.35 (Salpeter 1955) and the IMF of Baldrý & Glazebrook (2003) with the high-mass power law slope of -1.15, because other IMF approximations lie between this two (Hopkins & Beacom 2006). We then computed the NS coalescence rate,  $n$ , per comoving  $\text{Mpc}^3$  at time  $z$  for this type of SFR and the cumulative NS merger rate,  $N$ , for different kick velocities obtained from the Scenario Machine simulations (see Figs 5, 6) and find that

$$n(t) = \int_0^t \text{SFR}(\tau)G(t - \tau)d\tau; t \rightarrow z. \quad (1)$$

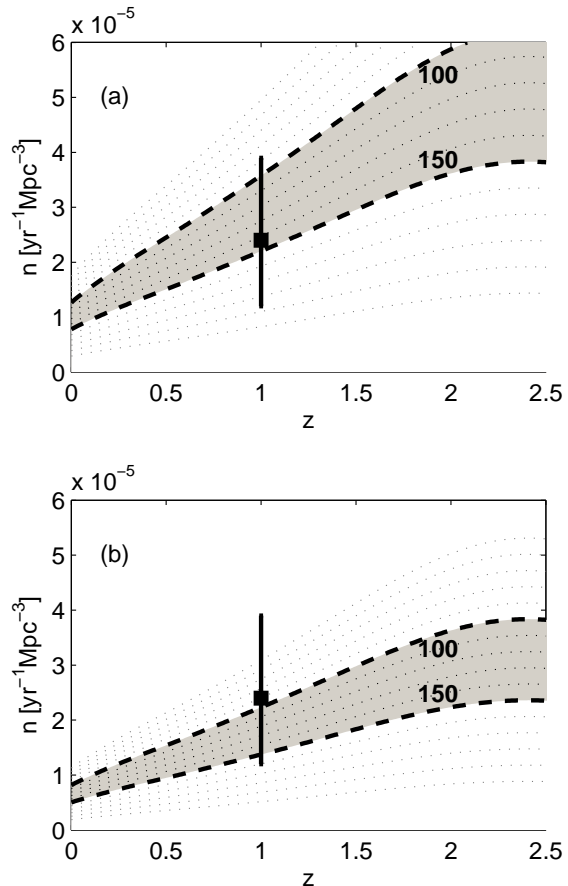
Here,  $G(t)$  is the NS merger rate in a sample galaxy after an instantaneous star formation at the moment  $t = 0$ . The number of events per unit time within the sphere of redshift  $z$  is

$$N(z) = 4\pi \int_0^z \frac{n[t(z)]D(z)^2 dD}{1+z}, \quad (2)$$

where  $D(z)$  is a comoving distance.

### 3 NEUTRON STAR MERGERS AND FRB

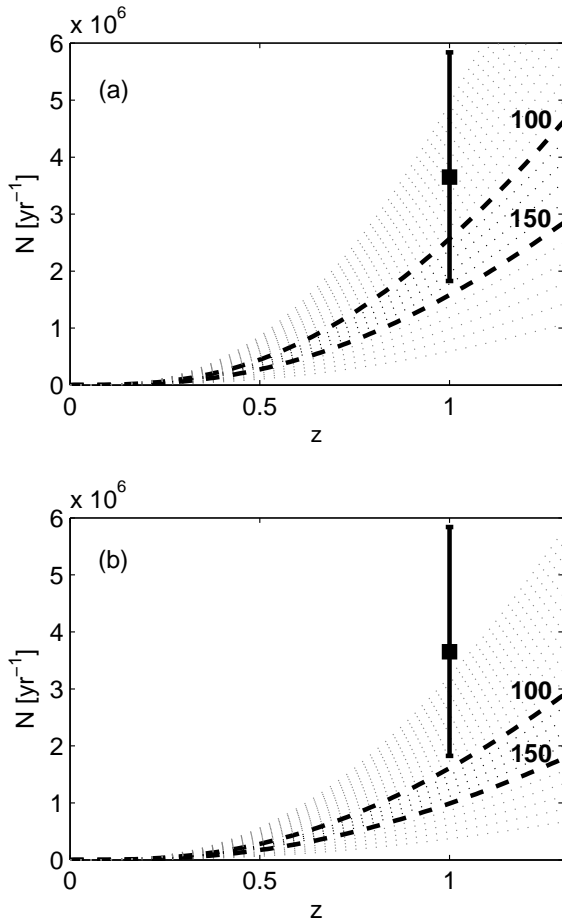
The most important remaining issue is to explain the observed occurrence frequency of FRB events. Thornton et al. (2013) point out that the occurrence rate of radio bursts is



**Figure 5.** Estimated merger rates for NS normalized per year per comoving  $\text{Mpc}^3$  for SFR based on the adopted Salpeter (1955) (a) and Baldrý & Glazebrook (2003) (b) IMF for kick velocities in the 100–150  $\text{km s}^{-1}$  interval. The black square shows the estimated FRB rate interpreted as a burst rate per unit comoving volume out to  $z = 1$ .

substantially higher than the predicted rate for NS mergers. However, Totani et al. 2013 note that the discrepancy practically disappears if the increase of the NS coalescence rate in the past due to higher SFR in the Universe is taken into account. Actually, NSs should have sufficiently strong magnetic fields for the orbital triggering mechanism (Lipunov & Panchenko 1996) to operate. Unfortunately, the magnetic field dissipation time-scale for an NS is poorly known. Radio pulsar studies appear to imply that magnetic field dissipates during the first 10 Myr after the birth of the NS. However, the decay of radio pulsars may be due to the change of the angle between the magnetic and rotation axes rather than the dissipation of magnetic field. On the other hand, accreting NSs in binaries – X-ray pulsars – show that, judging by the companion, the magnetic field has an age and strength of  $10^8$  years and  $10^{12}$  G, respectively (Lipunov 1992). The computations of the coalescence rate evolution as a function of the age after star formation show that 70 per cent of coalescing NSs have ages below 100 Myr (Lipunov et al. 1995).

Let us now compare the resulting NS coalescence rate



**Figure 6.** The number of NS+NS mergers per year inside the sphere of redshift  $z$  for SFR based on the adopted Salpeter (1955) (a) and Baldry & Glazebrook (2003) (b) IMF for kick velocities in the 100–150  $\text{km s}^{-1}$  interval. The black square shows the estimated FRB rate (Thornton et al. 2013).

using the Scenario Machine to the FRB rate. The FRB rate should be  $1.0_{-0.5}^{+0.6} \times 10^4 \text{ day}^{-1} \text{ sky}^{-1}$ , where the  $1\text{-}\sigma$  uncertainty assumes Poissonian statistics (Thornton et al. 2013). If it is interpreted as a burst rate per unit comoving volume out to  $z = 1$ , then for FRB rate we find  $2.4_{-1.2}^{+1.5} \times 10^{-5} \text{ yr}^{-1} \text{ per Mpc}^3$ . This result is consistent with the Scenario Machine estimate of NS+NS mergers (Fig. 5). The cumulative number of NS+NS mergers per year inside the sphere of redshift  $z$  and FRB rate are presented on Fig. 6. The observed FRB rate is in better agreement with the model using SFR based on the adopted Salpeter (1955) IMF, than the Baldry & Glazebrook (2003) IMF based one.

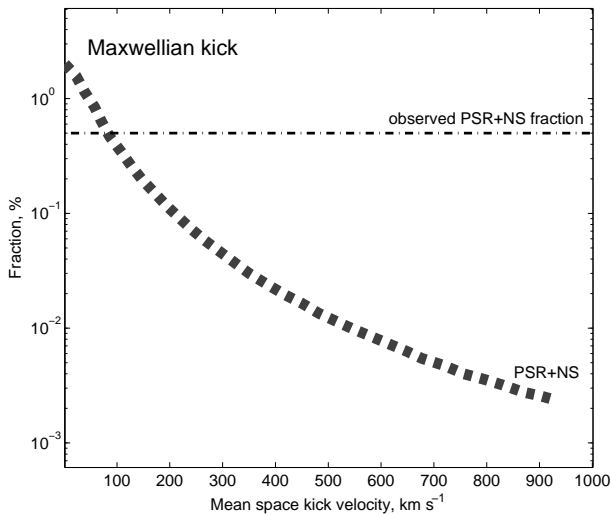
The concrete mechanism of the burst could be the revival of pulsar mechanism during the last revolutions before the coalescence, when the orbital frequency reaches several kHz (Lipunov & Panchenko 1996). The burst duration agrees well with the observed values. As for the observed fluxes, we could write down many formulas. However, the development of the theory of radio pulsars shows that it makes no sense to use any formulas for estimating radio emission,

and that empirical data combined with a simple model of multipole losses yield much more reliable results. A more correct approach should involve the use of the quadrupole formula (Lipunov & Panchenko 1996), however, the losses it yields at maximum agree with those computed in terms of the dipole model. It is therefore quite safe to use the dipole formula, i.e., assume that the rate of emission is proportional to the fourth power of frequency. Given that the Crab nebula with its 30 Hz rotation frequency emits a radio flux of 1000 Jy, a similar Crab with a 1 kHz frequency should produce a  $10^6$  greater power output. This means that such an object would produce a 1 Jy flux from a distance of 70 Mpc. To explain the observed intensity of FRB, a 1 Jy flux should be observed from a source at 2 Gpc, i.e., 30 times more distant. To this end, we must assume that the FRB magnetic field should be stronger by the same factor of 30. An analysis of the distribution functions of radio and X-ray pulsars shows that up to one half of all NSs may possess such magnetic fields (Lipunov 1992). A factor of 2 is the approximate accuracy of the estimated FRB occurrence rate.

#### 4 NEUTRON STAR MERGERS AND SHORT GRB

Recently, Abadie et al. (2010) published a paper about the predicted observed relativistic binary coalescence rates detectable by gravitational wave detectors. Most of the paper is dedicated to predicting the detection rates for future (advanced) LIGO versions based on observational data and theoretical predictions. The wide range of the resulting NS merger rates is caused by the large uncertainties of kick velocities assumed in the theoretical models (Kalogera et al. 2004; Belczynski et al. 2008) which are being used by the above authors, although previously it was shown that high kick velocity values contradict to observable fraction of NS+NS binaries among the total number of pulsars on the sky (see fig. 1 in Lipunov et al. (1997a)). For example, the used models completely lack the first and most complete, incorporating all the observed stages of the evolution of binaries with relativistic components and of ordinary stars, computations of the NS coalescence rates performed long before the studies used in that paper were published (for example, see a monography; Lipunov et al. (1996a)).

We reiterate that NS mergers are a result of the long binary evolution process starting from two optical main-sequence stars, through the two SN explosions, and involving ejector, propeller, accreting evolution of the NSs, and after the pure evolution of the two NSs controlled the angular dissipation of gravitational waves. Before predicting the NS and BH coalescence rate one has to: (1) explain the existence and statistical properties (the number and characteristic luminosity) of X-ray pulsars with massive OB-type stars, (2) the statistics of propellers and ejectors in massive systems, (3) the statistics of BHs in massive binaries, (4) the existence of binary radio pulsars with NSs and WDs, and (5) the lack of such systems with BHs. The answer to the question of the NS coalescence rate actually depends on what happens in low-mass stars. The point is that one of the most obscure issues in the evolution of binary stars – the common-envelope stage – shows up most conspicuously dur-



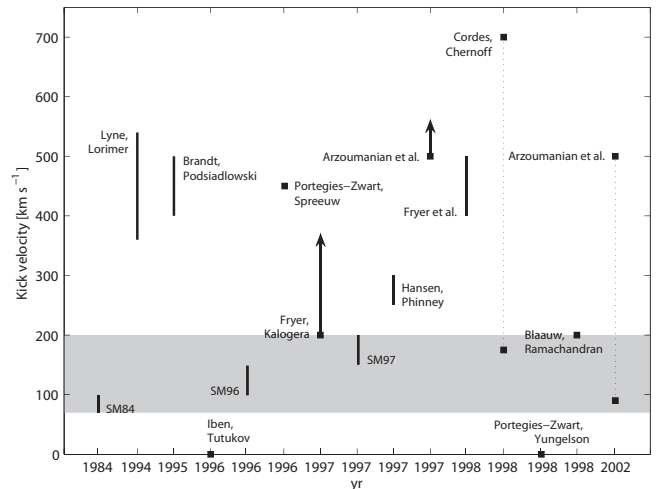
**Figure 7.** Binary NS+NS fraction among the total number of pulsars (PSR) as a function of the mean kick velocity for a Maxwellian distribution. The horizontal dot dashed line shows the observed fraction of NS+NS binaries among the total number of pulsars (Lorimer 2008, 2012; Ferdman et al. 2013). If the natal kick velocity is significantly more than  $150 \text{ km s}^{-1}$  you cannot explain the observed fraction of NS+NS mergers.

ing the formation of low-mass cataclysmic variables, which is often controlled by gravitational waves.

The first computations of the NS coalescence rate made using the Scenario Machine date back to 1987 (Lipunov et al. 1987) and the results have remained practically unchanged until now. For example, after determining the optimum evolution parameters (Lipunov et al. 1996b), we performed a detailed analysis of the effect of collapse anisotropy and confirmed our earlier conclusions that the kick velocity cannot exceed  $100\text{--}150 \text{ km s}^{-1}$  for a Maxwellian distribution (Lipunov et al. (1996b), see also fig. 1 in Lipunov et al. (1997a)). Otherwise, you cannot explain the observed NS+NS fractions among the total number of pulsars (Fig. 7). It must be emphasized that the characteristic velocity depends on the form of the natal kick distribution. Thus earlier a number of authors (Lyne & Lorimer 1994; Arzoumanian et al. 2002) proposed non-Maxwellian distributions with a higher fraction of higher kick velocities (Fig. 8). This is especially important for explaining the observed distribution of radio pulsar velocities. However, the particular form of the distribution is of little importance for this study, because in all the distributions considered the number of small natal kicks is approximately the same to within a factor of 2.

## 5 LIGO SILENCE

If we indeed plan to associate FRB with the coalescence of NSs, we must adopt our average estimate of the NS coalescence rate at distances out to 40 Mpc (the horizon distance for LIGO S6; Abadie et al. (2012)), i.e.  $10^{-5} \text{ yr}^{-1}$  per  $\text{Mpc}^3$ . Given the small volume of this region, we obtain a rate of two events per year, which is consistent with non-detection

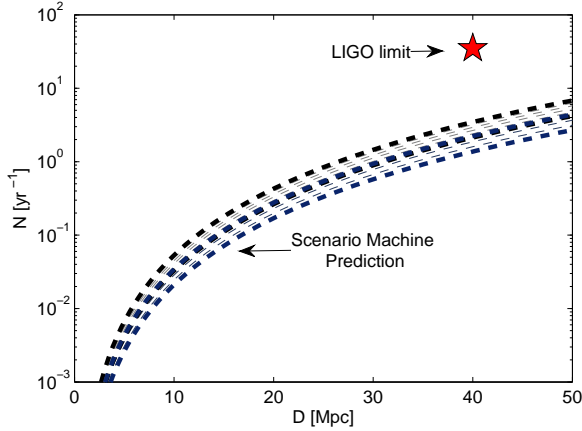


**Figure 8.** Kick velocity estimation by different authors. The gray region outlines the Scenario Machine predictions. SM84 (for  $\delta$ -function distribution) – Kornilov & Lipunov (1984); Lyne, Lorimer – Lyne & Lorimer (1994); Brandt, Podsiadlowski – Brandt & Podsiadlowski (1995); Iben, Tutukov – Iben & Tutukov (1996); SM96 – Lipunov et al. (1996b); Portegies-Zwart, Spreeuw – Portegies-Zwart & Spreeuw (1996); SM97 – Lipunov et al. (1997a); Fryer, Kalogera – Fryer (2000); Hansen, Phinney – Hansen & Phinney (1997); Arzoumanian et al. – Arzoumanian et al. (1997); Fryer et al. – Fryer et al. (1998); Cordes, Chernoff (two-component velocity distribution) – Cordes & Chernoff (1998); Portegies-Zwart, Yungelson – Portegies-Zwart & Yungelson (1998); Blaauw, Ramachandran – Blaauw & Ramachandran (1998); Arzoumanian et al. (two-component velocity distribution) – Arzoumanian et al. (2002).

of gravitational pulses in the LIGO experiment (see Fig. 9). The upper limit for NS coalescence rate set by the lack of gravitational-wave event detection in LIGO experiment is  $1.3 \times 10^{-4} \text{ yr}^{-1}$  per  $\text{Mpc}^3$  (35 events per year; Abadie et al. (2012)). LIGO silence is therefore consistent with astronomical observational data (Fig. 9). However, since a typical BH is formed with a mass higher than the NS mass and the detection volume is proportional to  $M^{5/2}$ , where  $M$  is a “chirp” mass of the binary system, the expected detection rate of binary BH by LIGO is 10–100 times higher than the binary NS merging rate (Lipunov et al. 1997b). According to this for BH mergers we obtain more than 20 events per year that slightly contradict LIGO limit for such type of events (20 events per year; Abadie et al. (2012)).

The optimum horizon distance for NS+NS events in Advanced LIGO is assumed to be equal 445 Mpc (Abadie et al. 2010). If LIGO reaches such sensitivity, the gravitational waves from merging NS are surely be detected. Within such distances the Scenario Machine predicts several thousand events per year. The cumulative rate of events per year in the volume within 500 Mpc can be approximately described by formula:  $(4 \pm 2) \times 10^{-5} (R/\text{Mpc})^3 \text{ yr}^{-1}$ , where  $R$  is the horizon distance in Mpc.





**Figure 9.** The number of NS+NS mergers per year inside the sphere of distance  $D$  in terms of the Scenario Machine prediction for kick velocities in the  $100\text{--}150\text{ km s}^{-1}$  interval. The black and blue curves correspond to modified Salpeter (1955) and Baldry & Glazebrook (2003) IMF, respectively. The asterisk shows the LIGO S6 limit (Abadie et al. 2012).

## 6 DISCUSSION

We present for the first time the evolution of NS coalescence rate as a function of redshift in terms of a reasonable star formation function in the Universe. For a kick velocity of  $100\text{--}150\text{ km s}^{-1}$  this function yields an average coalescence rate of  $1/500\text{--}1/2000\text{ yr}^{-1}$  per galaxy in the comoving volume corresponding to  $z = 0.5\text{--}1$ , which is consistent with observational estimates (Thornton et al. 2013). Our analysis is based on the results of population-synthesis studies performed in 1995–1997 using the Scenario Machine. We accept the criticism from the teams that take into account the following five effects in their computations: mass exchange in binaries, common-envelope stages, angular momentum carry-over by matter, magnetic stellar wind, and gravitational waves, anisotropy of SN explosions (the kick velocity effect), and rotational evolution of magnetized NSs and WDs. In addition, these computations should correctly describe the statistics of 10 types of binaries or their observed properties: (1) binary radio pulsars (with NSs, WDs, and optical companions), (2) X-ray binaries with massive OB-type stars, (3) evolution of the Type Ia SN rate as a function of the age of the Universe, (4) distribution of intermediate polars, (5) velocities of single radio pulsars, (6) total X-ray luminosity of galaxies, (7) BHs paired with massive companions (Cyg X-1), and (8) statistical properties of millisecond pulsars spun up by accretion.

The fact that we did not detect any gravitational waves from NS mergers in LIGO search is consistent with our astronomical predictions but BH mergers could already be registered.

We finally argue that there are no discrepancies between the NS coalescence rate and FRB occurrence rate. Furthermore, we predict a certain (about 20 per cent) anisotropy of FRB (directivity pattern).

## ACKNOWLEDGMENTS

One of the authors (VL) is grateful to late Leonid Grishchuk for his initiating advice to continue publications on the population synthesis of stars. I want to point out that it was Leonid Petrovich Grishchuk (together with Kip Thorne) who prompted us to study the NS coalescence rate in the 1980s. We acknowledge I.E. Panchenko for comments and discussion. We thank the Extreme Universe Laboratory of Lomonosov Moscow State University Skobel'syn Institute of Nuclear Physics. This work was partially supported by funds from Megagranta no. 11.634.31.0076. This work was supported in part by M.V. Lomonosov Moscow State University Program of Development, by Ministry of Education and Science of the Russian Federation (agreement 8415 on 27 August 2012), and the “Dynasty” Foundation of non-commercial programmes.

## REFERENCES

- Abadie J. et al., 2010, *Classical and Quantum Gravity*, 27, 173001  
 Abadie J. et al., 2012, *PhRevD*, 85, 082002  
 Arzoumanian Z., Cordes J.M., Wasserman I., 1999, *ApJ*, 520, 696  
 Arzoumanian Z., Cordes J.M., Chernoff D.F., 1997, *American Astronomical Society Meeting* 191, 11308  
 Arzoumanian Z., Chernoff D.F., Cordes J.M., 2002, *ApJ*, 568, 289  
 Bailes M., 1996, in *IAU Symp. 165, Compact Stars in Binaries*, ed. J van Paradijs, E.P.J van den Heuvel, & Kuulkers (Dordrecht: Kluwer), 213  
 Baldry I.K., Glazebrook K., 2003, *ApJ*, 593, 258  
 Belczynski K., Kalogera V., 2002, *ApJ*, 571, L147  
 Belczynski K. et al., 2008, *ApJS*, 174, 223  
 Bethe H.A., Brown G.E., 1998, *ApJ*, 506, 780  
 Blaauw A., Ramachandran R., 1998, *JApA*, 19, 19  
 Blinnikov S.I. et al., 1984, *SvAL*, 10, 177  
 Bouwens R.J. et al., 2004, *ApJ*, 616, L79  
 Bouwens R.J. et al., 2005, *ApJ*, 624, L5  
 Bouwens R.J., Illingworth G.D., 2006, *NewAR*, 50, 152  
 Brandt N., Podsiadlowski P., 1995, *MNRAS*, 274, 461  
 Burgay M. et al., 2003, *Nature*, 426, 531  
 Clark J.P.A., van den Heuvel E.P.J., Sutantyo W., 1979, *A&A*, 72, 120  
 Chevalier R.A., 1993, *ApJL*, 411, L33  
 Cole S. et al. 2001, *MNRAS*, 326, 255  
 Cordes J.M., Chernoff D.F., 1998, *ApJ*, 505, 315  
 Coward D.M. et al. 2012, *MNRAS*, 425, 2668  
 Curran S.J., Lorimer D.R., 1995, *MNRAS*, 276, 347  
 Ferdman R.D. et al., 2013, *ApJ*, 767, 85  
 Fryer C., Kalogera V., 1997, *ApJ*, 489, 244  
 Fryer C., Burrows A., Benz W., 1998, *ApJ*, 496, 333  
 Fryer C., 2000, *IAUS*, 195, 339  
 Grishchuk L.P. et al., 2001, *Physics Uspekhi*, 44, R01  
 Hansen B.M.S., Phinney E.S., 1997, *MNRAS*, 291, 569  
 Hansen B.M.S., Lyutikov M., 2001, *MNRAS*, 322, 695  
 Hils D., Bender P.L., Webbink R.F., 1990, *ApJ*, 360, 75  
 Hopkins A.M., Beacom J.F., 2006, *ApJ*, 651, 142  
 Iben I.J., Tutukov A.V., Yungelson L.R., 1995, *ApJS*, 100, 217

- Iben I.J., Tutukov A.V., 1996, *ApJ*, 456, 738  
 Johnston S. et al., 1992, *ApJ*, 387, L37  
 Jorgensen H.E. et al., 1997, *ApJ*, 486, 110  
 Kalogera V., Lorimer D.R., 2000, *ApJ*, 530, 890  
 Kalogera V. et al., 2001, *ApJ*, 556, 340  
 Kalogera V. et al., 2004, *ApJ*, 601, 179  
 Kim C., Bhakthi Pranama Perera B., McLaughlin M.A., 2013, arXiv1308.4676K  
 Kornilov V.G., Lipunov V.M., 1983, *SvA*, 27, 334  
 Kornilov V.G., Lipunov V.M., 1984, *SvA*, 28, 402  
 Lehmer B.D. et al., 2007, *ApJ*, 657, 681  
 Lipunov V.M., Postnov K.A., Prokhorov M.E., 1987, *A&A*, 176, L1  
 Lipunov V.M., Gorbovskoy E.S., 2007, *MNRAS*, 383, 1397  
 Lipunov V.M., Gorbovskoy E.S., 2007, *ApJ*, 665, 97  
 Lipunov V.M., Panchenko, I.E., 1996, *A&A*, 312, 937  
 Lipunov V.M., Postnov K.A., 1988, *Ap&SS*, 145, 1L  
 Lipunov V.M., 1992, *Astrophysics of Neutron Stars*, ed. G. Borger (Astronomy and Astrophysics Library; Berlin: Springer)  
 Lipunov V.M. et al., 1994, *A&A*, 282, 61L  
 Lipunov V.M. et al., 1995, *ApJ*, 454, 593  
 Lipunov V.M., Postnov K.A., Prokhorov M.E., 1996, *The Scenario Machine: Binary Populational Synthesis Review of Astrophysics and Space Physics*, Ed. R.A. Sunyaev, Harwood Acad. Publ., 17, 1  
 Lipunov V.M., Postnov K.A., Prokhorov M.E., 1996, *A&A*, 310, 489  
 Lipunov V.M. et al., 1996, *ApJ*, 466, 234L  
 Lipunov V.M., Postnov K.A., Prokhorov M.E., 1997, *MNRAS*, 288, 245  
 Lipunov V.M., Postnov K.A., Prokhorov M.E., 1997, *New Astronomy*, 2, 43  
 Lipunov V.M. et al., 2009, *ARep*, 53, 915  
 Lipunov V.M., Panchenko I.E., Pruzhinskaya M.V., 2011, *New Astronomy*, 16, 250  
 Lipunova G.V., 1997, *Astronomy Letters*, 23, 84  
 Lipunova G.V., Lipunov V.M., 1998, *A&A*, 329, L29  
 Lyne A.G., Lorimer D.R., 1994, *Nature*, 369, 127  
 Lorimer D.R. et al, 2007, *Science*, 318, 777  
 Lorimer D.R., 2008, *Living Reviews in Relativity*, 11, 8  
 Lorimer D.R., 2012, IAUS “Neutron Stars and Pulsars: Challenges and Opportunities after 80 years”, 291, L237  
 Lyutikov M., 2013, *ApJ*, 768, 63  
 Mannucci F. et al., 2005, *A&A*, 433, 807  
 Narayan R., Paczynski B., Piran T., 1992, *ApJ*, 395, 83  
 Paczynski B., 1986, *ApJL*, 308, L43  
 Phinney E.S., 1991, *ApJ*, 380, 17  
 Perlmutter S. et al, 1999, *AJ*, 517, 565  
 Portegies-Zwart S.F., Spreeuw H.N., 1996, *A&A*, 312, 670  
 Portegies-Zwart S.F., Yungelson L.R., 1998, *A&A*, 332, 173  
 Pshirkov M.S., Postnov K.A., 2010, *Ap&SS*, 330, 13  
 Salpeter E.E., 1955, *ApJ*, 121, 161  
 Sari R., Piran T., Halpern J.P., 1999, *ApJ*, 519, L17  
 Stairs I.H. et al., 1998, *ApJ*, 505, 352  
 Tatarintzeva V. et al., In *ESA, The 23rd ESLAB Symposium on Two Topics in X Ray Astronomy. Volume 1: X Ray Binaries*, p. 653  
 Thornton D. et al., 2013, *Science*, 341, 53  
 Tutukov A.V., Yungelson L.R., 1993, *MNRAS*, 260, 675  
 Totani T. et al., 2008, *PASJ*, 60, 1327  
 Totani T., 2013, arXiv: 1307.4985v2  
 Van den Heuvel E.P.J., 1994, in *Shore S.N., Livio M., van den Heuvel E.P.J., eds, Interacting Binaries*. Springer, Berlin, p. 442  
 Van den Heuvel E.P.J., Lorimer D.R., 1996, *MNRAS*, 283, 37  
 Webbink R.F., 1979, In *White Dwarfs and Variable Degenerate Stars*, IAU Colloq. No. 53, eds. H.M. Van Horn, and V. Weidemann, Rochester University Press, Rochester, 426