

# Measurement of pretzelosity asymmetry of charged pion production in Semi-Inclusive Deep Inelastic Scattering on a polarized $^3\text{He}$ target

Y. Zhang,<sup>1,\*</sup> X. Qian,<sup>2,3</sup> K. Allada,<sup>4,5</sup> C. Dutta,<sup>4</sup> J. Huang,<sup>5,6</sup> J. Katich,<sup>7</sup> Y. Wang,<sup>8</sup> K. Aniol,<sup>9</sup> J.R.M. Annand,<sup>10</sup> T. Averett,<sup>7</sup> F. Benmokhtar,<sup>11</sup> W. Bertozzi,<sup>5</sup> P.C. Bradshaw,<sup>7</sup> P. Bosted,<sup>12</sup> A. Camsonne,<sup>12</sup> M. Canan,<sup>13</sup> G.D. Cates,<sup>14</sup> C. Chen,<sup>15</sup> J.-P. Chen,<sup>12</sup> W. Chen,<sup>2</sup> K. Chirapatpimol,<sup>14</sup> E. Chudakov,<sup>12</sup> E. Cisbani,<sup>16,17</sup> J.C. Cornejo,<sup>9</sup> F. Cusanno,<sup>16,17</sup> M. M. Dalton,<sup>14</sup> W. Deconinck,<sup>5</sup> C.W. de Jager,<sup>12,14</sup> R. De Leo,<sup>18</sup> X. Deng,<sup>14</sup> A. Deur,<sup>12</sup> H. Ding,<sup>14</sup> P. A. M. Dolph,<sup>14</sup> D. Dutta,<sup>19</sup> L. El Fassi,<sup>20</sup> S. Frullani,<sup>16,17</sup> H. Gao,<sup>2</sup> F. Garibaldi,<sup>16,17</sup> D. Gaskell,<sup>12</sup> S. Gilad,<sup>5</sup> R. Gilman,<sup>12,20</sup> O. Glamazdin,<sup>21</sup> S. Golge,<sup>13</sup> L. Guo,<sup>6</sup> D. Hamilton,<sup>10</sup> O. Hansen,<sup>12</sup> D.W. Higinbotham,<sup>12</sup> T. Holmstrom,<sup>22</sup> M. Huang,<sup>2</sup> H. F. Ibrahim,<sup>23</sup> M. Iodice,<sup>24</sup> X. Jiang,<sup>20,6</sup> G. Jin,<sup>14</sup> M.K. Jones,<sup>12</sup> A. Kelleher,<sup>7</sup> W. Kim,<sup>25</sup> A. Kolarkar,<sup>4</sup> W. Korsch,<sup>4</sup> J.J. LeRose,<sup>12</sup> X. Li,<sup>26</sup> Y. Li,<sup>26</sup> R. Lindgren,<sup>14</sup> N. Liyanage,<sup>14</sup> E. Long,<sup>27</sup> H.-J. Lu,<sup>28</sup> D.J. Margaziotis,<sup>9</sup> P. Markowitz,<sup>29</sup> S. Marrone,<sup>18</sup> D. McNulty,<sup>30</sup> Z.-E. Meziani,<sup>31</sup> R. Michaels,<sup>12</sup> B. Moffit,<sup>5,12</sup> C. Muñoz Camacho,<sup>32</sup> S. Nanda,<sup>12</sup> A. Narayan,<sup>19</sup> V. Nelyubin,<sup>14</sup> B. Norum,<sup>14</sup> Y. Oh,<sup>33</sup> M. Osipenko,<sup>34</sup> D. Parno,<sup>11,35</sup> J. C. Peng,<sup>8</sup> S. K. Phillips,<sup>27</sup> M. Posik,<sup>31</sup> A. J. R. Puckett,<sup>5,6</sup> Y. Qiang,<sup>2,12</sup> A. Rakhman,<sup>36</sup> R. D. Ransome,<sup>20</sup> S. Riordan,<sup>14</sup> A. Saha,<sup>12,†</sup> B. Sawatzky,<sup>31,12</sup> E. Schulte,<sup>20</sup> A. Shahinyan,<sup>37</sup> M. H. Shabestari,<sup>14,19</sup> S. Širca,<sup>38</sup> S. Stepanyan,<sup>25</sup> R. Subedi,<sup>14</sup> V. Sulkosky,<sup>5,12</sup> L.-G. Tang,<sup>15</sup> W.A. Tobias,<sup>14</sup> G. M. Urciuoli,<sup>16</sup> I. Vilardi,<sup>18</sup> K. Wang,<sup>14</sup> B. Wojtsekhowski,<sup>12</sup> X. Yan,<sup>28</sup> H. Yao,<sup>31</sup> Y. Ye,<sup>28</sup> Z. Ye,<sup>15</sup> L. Yuan,<sup>15</sup> X. Zhan,<sup>5</sup> Y.-W. Zhang,<sup>1</sup> B. Zhao,<sup>7</sup> X. Zheng,<sup>14</sup> L. Zhu,<sup>8,15</sup> X. Zhu,<sup>2</sup> and X. Zong<sup>2</sup>

(The Jefferson Lab Hall A Collaboration)

<sup>1</sup>Lanzhou University, Lanzhou 730000, Gansu, People's Republic of China

<sup>2</sup>Duke University, Durham, NC 27708

<sup>3</sup>Physics Department, Brookhaven National Lab, Upton, NY 11973

<sup>4</sup>University of Kentucky, Lexington, KY 40506

<sup>5</sup>Massachusetts Institute of Technology, Cambridge, MA 02139

<sup>6</sup>Los Alamos National Laboratory, Los Alamos, NM 87545

<sup>7</sup>College of William and Mary, Williamsburg, VA 23187

<sup>8</sup>University of Illinois, Urbana-Champaign, IL 61801

<sup>9</sup>California State University, Los Angeles, Los Angeles, CA 90032

<sup>10</sup>University of Glasgow, Glasgow G12 8QQ, Scotland, United Kingdom

<sup>11</sup>Carnegie Mellon University, Pittsburgh, PA 15213

<sup>12</sup>Thomas Jefferson National Accelerator Facility, Newport News, VA 23606

<sup>13</sup>Old Dominion University, Norfolk, VA 23529

<sup>14</sup>University of Virginia, Charlottesville, VA 22904

<sup>15</sup>Hampton University, Hampton, VA 23187

<sup>16</sup>INFN, Sezione di Roma, I-00161 Rome, Italy

<sup>17</sup>Istituto Superiore di Sanità, I-00161 Rome, Italy

<sup>18</sup>INFN, Sezione di Bari and University of Bari, I-70126 Bari, Italy

<sup>19</sup>Mississippi State University, MS 39762

<sup>20</sup>Rutgers, The State University of New Jersey, Piscataway, NJ 08855

<sup>21</sup>Kharkov Institute of Physics and Technology, Kharkov 61108, Ukraine

<sup>22</sup>Longwood University, Farmville, VA 23909

<sup>23</sup>Cairo University, Giza 12613, Egypt

<sup>24</sup>INFN, Sezione di Roma3, I-00146 Rome, Italy

<sup>25</sup>Kyungpook National University, Taegu 702-701, Republic of Korea

<sup>26</sup>China Institute of Atomic Energy, Beijing, People's Republic of China

<sup>27</sup>University of New Hampshire, Durham, NH 03824

<sup>28</sup>University of Science and Technology of China, Hefei 230026, People's Republic of China

<sup>29</sup>Florida International University, Miami, FL 33199

<sup>30</sup>University of Massachusetts, Amherst, MA 01003

<sup>31</sup>Temple University, Philadelphia, PA 19122

<sup>32</sup>Université Blaise Pascal/IN2P3, F-63177 Aubière, France

<sup>33</sup>Seoul National University, Seoul 151-747, Republic of Korea

<sup>34</sup>INFN, Sezione di Genova, I-16146 Genova, Italy

<sup>35</sup>University of Washington, Seattle, WA 98195

<sup>36</sup>Syracuse University, Syracuse, NY 13244

<sup>37</sup>Yerevan Physics Institute, Yerevan 375036, Armenia

<sup>38</sup>University of Ljubljana, SI-1000 Ljubljana, Slovenia

(Dated: December 17, 2013)

An experiment to measure single-spin asymmetries in semi-inclusive production of charged pions in deep-inelastic scattering on a transversely polarized  $^3\text{He}$  target was performed at Jefferson Lab in the kinematic region of  $0.16 < x < 0.35$  and  $1.4 < Q^2 < 2.7 \text{ GeV}^2$ . The pretzelosity asymmetries on  $^3\text{He}$ , which can be expressed as the convolution of the  $h_{1T}^\perp$  transverse momentum dependent distribution functions and the Collins fragmentation functions in the leading order, were measured for the first time. Using the effective polarization approximation, we extracted the corresponding neutron asymmetries from the measured  $^3\text{He}$  asymmetries and cross-section ratios between the proton and  $^3\text{He}$ . Our results show that for both  $\pi^\pm$  on  $^3\text{He}$  and on the neutron the pretzelosity asymmetries are consistent with zero within experimental uncertainties.

Studies of nucleon structure have been and still are at the frontier of understanding how quantum chromodynamics (QCD) works in the non-perturbative region. It has been known for decades that the nucleon is composed of quarks and gluons, however how quarks and gluons contribute to the elementary properties of a nucleon from QCD is still an open question. Among these properties, the nucleon spin has been at the center of interest for more than two decades since the original discovery by the European Muon Collaboration in 1988 [1], that quark spins were found to contribute only a small portion to the proton spin. In the last two decades, many polarized deep-inelastic scattering (DIS) experiments [2] have been confirmed that the quark spin only contributes about 25% with significantly improved precision. In more recent years, efforts have also been devoted to the determination of the gluon spin contribution to the nucleon spin both from polarized DIS and from polarized proton-proton collision measurements [3]. Recently, new results [4–6] from the RHIC-spin program suggest that the gluon spin may contribute to the proton spin only at a level comparable to that of quark spins. These findings suggest that the orbital angular momentum (OAM) of the quarks and gluons, the most elusive piece, may be the largest contributor to the nucleon spin.

In recent years, major theoretical and experimental efforts have focused on accessing OAM in the nucleon. The development of the general parton distribution functions (GPDs) [7] and the transverse-momentum-dependent parton distribution functions (TMDs) [8] provided not only three-dimensional imaging of the nucleon, but also promising ways to access OAM. By investigating the correlations between quark position and momentum, GPDs supply a new way to characterize the contribution of the orbital motion of quarks to the spin of the nucleon. On the other hand, TMDs investigate the parton distributions in three-dimensional momentum space and provide information about the relationship between the quark momenta and the spin of either the nucleon or the quark. Since most TMDs are expected to vanish in the absence of quark orbital motion, they supply important and complementary ways to access the contribution of OAM to the spin of the proton.

Among the 8 leading-twist TMDs, there are only three that remain non-zero after an integration over the parton transverse momentum [8]. They are the unpolar-

ized parton distribution function (PDF)  $f_1$ , the longitudinally polarized PDF  $g_1$  (helicity), and the transversely polarized PDF  $h_1$  (transversity).  $f_1$  has been extensively studied for several decades.  $g_1$  is also relatively well understood by continuous efforts started in the 1970s [2]. For transversity, although less known than the former two, pioneering studies have been made in recent years, both theoretically and experimentally [9]. One of the least known TMDs,  $h_{1T}^\perp$ , referred to as pretzelosity, has drawn significant attention recently [10–14] due to its intuitive relation to the quark OAM. It is one of the eight leading-twist PDFs, with the odd chirality which leads to an important consequence that there are only quark pretzelosity distributions, with no gluonic counterparts.

In a class of relativistic quark models [13, 14], pretzelosity can be expressed as the difference between the helicity and the transversity. This relation can be intuitively understood as that in a moving nucleon the difference in polarization of a quark in the longitudinal and transverse direction is due to the fact that boosts and rotations do not commute. A non-zero value of the pretzelosity is a direct consequence of this relativistic nature of quark motion. Another interesting feature is that pretzelosity emerges from the interference of quark wavefunction components with a difference of two units of orbital momentum [15]. Pretzelosity is the only leading-twist TMD with this unique feature. In quark models, the quark OAM can be directly accessed via pretzelosity [13, 14]. This finding was first obtained in a quark-diquark model [16] and a bag model [12], and confirmed later in a large class of quark models based on spherical symmetry [14].

Experimentally, pretzelosity is suppressed in the inclusive DIS processes due to its chiral-odd property. However, combined with another chiral-odd object such as the Collins fragmentation function [17], it leads to a measurable effect in semi-inclusive DIS (SIDIS) [18] in which a leading hadron is detected in addition to the scattered lepton. Specifically, with an unpolarized lepton beam scattered from a transversely polarized nucleon target, a non-zero  $h_{1T}^\perp$  would produce an azimuthal-angular dependent single-spin asymmetry (SSA) in the differential cross sections of the scattered lepton and the leading hadron, with respect to the target spin direction.

Following the Trento convention [19], the azimuthal-angular dependence of the target SSA at the leading twist

can be written as:

$$\begin{aligned}
 A_{UT}(\phi_h, \phi_s) &= \frac{1}{P} \cdot \frac{Y(\phi_h, \phi_s) - Y(\phi_h, \phi_s + \pi)}{Y(\phi_h, \phi_s) + Y(\phi_h, \phi_s + \pi)} \\
 &\approx A^C \cdot \sin(\phi_h + \phi_s) + A^S \cdot \sin(\phi_h - \phi_s) \\
 &\quad + A^P \cdot \sin(3\phi_h - \phi_s),
 \end{aligned} \tag{1}$$

where the subscript  $U$  stands for the unpolarized beam,  $T$  stands for the transversely polarized target,  $P$  is the polarization of the target,  $Y$  is the normalized yield,  $\phi_h$  is the angle between the lepton plane and the hadron plane, which is defined by the hadron momentum direction and the virtual photon momentum direction, and  $\phi_s$  is the angle between the target spin direction and the lepton plane. The higher-twist terms have been neglected. The three leading-twist asymmetries [20] correspond to the Collins asymmetry ( $A^C$ ), the Sivers asymmetry ( $A^S$ ) and the pretzelosity asymmetry ( $A^P$ ). The Collins asymmetry is due to the transversity distribution function convoluted with the Collins fragmentation function, while the Sivers asymmetry is the Sivers distribution function convoluted with the unpolarized fragmentation function. The last term, referred to as the pretzelosity asymmetry, is the pretzelosity distribution function convoluted with the Collins fragmentation function. As shown in Eq. (1), these three terms have different azimuthal angular dependences, therefore it is possible to separately determine each term by fitting the angular dependence.

The HERMES collaboration carried out the first measurement of the Collins and Sivers asymmetries [21] with electron and positron beams on a transversely polarized proton target. The COMPASS collaboration performed measurements with a muon beam on transversely polarized proton [22] and deuteron targets [23]. In Hall A at Jefferson Lab (JLab), an exploratory experiment E06-010 [24, 25] was carried out, for the first time using an electron beam on a transversely polarized  $^3\text{He}$  target. The extracted Collins and Sivers asymmetries were published recently [24]. In extracting these asymmetries, the pretzelosity term was not included. The uncertainty due to this treatment was estimated and included in the systematic uncertainty.

In this letter, we present the results of the pretzelosity asymmetry extracted from the JLab E06-010 data. As shown in Fig. 1, in the experiment a 5.9-GeV electron beam was incident on a transversely polarized gaseous  $^3\text{He}$  target with an average current of 12  $\mu\text{A}$ . The target [26] was polarized by spin-exchange optical pumping [27] of a Rb/K mixture. The scattered electrons were detected using the BigBite spectrometer [26] at beam right with a solid-angle acceptance of  $\sim 64$  msr. Three sets of drift chambers with eighteen wire planes in total were used for tracking. Lead-glass pre-shower and shower detectors were used to identify electrons. The hadron contamination in the electron sample was suppressed to below 2% in the kinematic range of 0.6-2.5

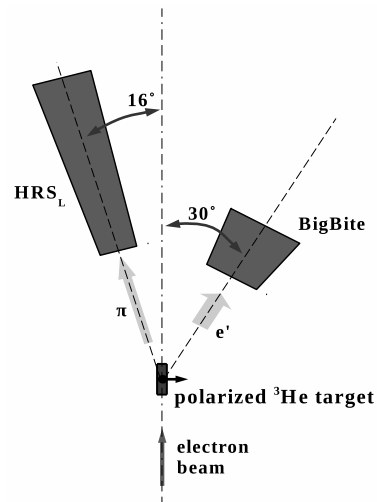


FIG. 1. The schematic top view of the experiment E06-010.

GeV/c. The produced hadrons were detected in the left arm of the high resolution spectrometers [26] (LHRS) at beam left. A gas Cherenkov detector and two layers of lead-glass detectors provided a clean separation of electrons from pions. An aerogel Cherenkov detector and the coincident time-of-flight technique were employed to distinguish pions from kaons and protons. The path length of about 25 meter from the target to the LHRS focal plane made it possible to make an accurate time-of-flight measurement.

To extract moments of the SSA, it is important to have the data cover the range of azimuthal angle in phase space as full as possible. In the case of pretzelosity asymmetry, the azimuthal angle is  $(3\phi_h - \phi_s)$  in a range of  $[0, 2\pi]$ . In the experiment, the BigBite and the left HRS spectrometer covered only part of the  $2\pi$  angular range. To increase the kinematic coverage, four different target spin orientations orthogonal to the beam direction, transverse left, transverse right, vertical up and vertical down, were used. For each target spin orientation the spectrometers covered only a section of the phase space as shown in the left panel of Fig. 2 (target spin vertical up). However, data from all four orientations, when combined, covered the full angular range as shown in the right panel of Fig. 2, where magenta, green, red and blue are for horizontal beam left, horizontal beam right, vertical up and vertical down, respectively. In order to achieve target polarizations in these four orientations, three pairs of mutually orthogonal Helmholtz coils were employed. During the experiment, the target spin direction was flipped every twenty minutes using the adiabatic fast passage technique, while the magnetic holding field direction and strength remained unchanged.

Several kinematic cuts were used to select SIDIS events: the square of the four-momentum transfer  $Q^2 > 1$

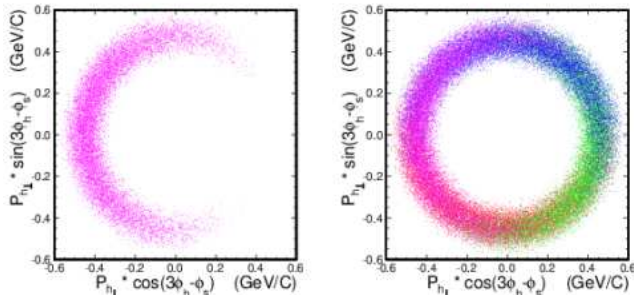


FIG. 2. Phase space coverage of the data in the lowest  $x$ -bin modulated by the  $\sin(3\phi_h - \phi_s)$  term. The left panel shows the data in only one target spin orientation, while the right panel shows the data in all four orientations.

GeV<sup>2</sup>, the invariant mass of the virtual photon-nucleon system  $W > 2.3$  GeV and the invariant mass of the undetected final state particles  $W' > 1.6$  GeV. Data were divided into 4 Bjorken- $x$  bins with approx equal statistics. The central kinematics are presented in Table I. To minimize the systematic uncertainties, the data taken

TABLE I. Central kinematics for the four  $x$  bins. The fractional  $e^-$  energy loss  $y$ , the hadron energy fraction  $z$  with respect of electron energy transfer, and the transverse momentum  $P_{h\perp}$  are all defined following the notation in Ref. [19].

$x$	$Q^2$ GeV <sup>2</sup>	$y$	$z$	$P_{h\perp}$ GeV/c	$W$ GeV	$W'$ GeV
0.156	1.38	0.81	0.50	0.44	2.91	2.07
0.206	1.76	0.78	0.52	0.38	2.77	1.97
0.265	2.16	0.75	0.54	0.32	2.63	1.84
0.349	2.68	0.70	0.58	0.24	2.43	1.68

between each of the two flips of the target spin were further divided in two equivalent sections. Two following data sets with opposite spin directions formed a local pair, from which a local raw asymmetry was extracted. Throughout the experiment,  $\sim 2850$  such local raw asymmetries were combined to form the total raw asymmetry. Pretzelosity moments were extracted from the total raw asymmetry by a fit to Eq. (1) in two-dimensional  $(\phi_h, \phi_s)$  bins.

In the polarized  $^3\text{He}$  target, a small amount ( $\sim 1\%$  in volume) of  $\text{N}_2$  gas was mixed with  $^3\text{He}$  to reduce depolarization effects. The nitrogen nuclei also contributed to the total measured yield and diluted the measured raw asymmetries. To obtain the asymmetries on  $^3\text{He}$ , a correction for the nitrogen dilution was applied to the raw asymmetries, as shown in Eq. (2)

$$A_{^3\text{He}}^P = A_{raw}^P / \left( 1 - \frac{N_{\text{N}_2} \sigma_{\text{N}_2}}{N_{\text{N}_2} \sigma_{\text{N}_2} + N_{^3\text{He}} \sigma_{^3\text{He}}} \right). \quad (2)$$

In Eq. (2) the  $\sigma$ 's are the unpolarized cross sections and the  $N$ 's are the number densities. In the experiment,

the cross section ratio  $\sigma_{^3\text{He}}/\sigma_{\text{N}_2}$  was measured through dedicated data taking with a reference target cell filled with a known amount of unpolarized  $^3\text{He}$  and  $\text{N}_2$  gases. The number densities of  $^3\text{He}$  and  $\text{N}_2$  in the polarized  $^3\text{He}$  target were verified by taking elastic scattering data on both the reference target and the production  $^3\text{He}$  target [28]. Another significant systematic correction was due to background electrons in the SIDIS electron samples, mainly due to pair production. This is especially significant in the lowest  $x$  bin. Dedicated data were taken with the BigBite spectrometer in reversed polarity to measure the yield of the coincident  $(e, e^+\pi^\pm)$  events, which is identical to the yield of electrons from charge-symmetric pair production. This effect was corrected as a dilution since the measured asymmetries of the coincident  $(e, e^+\pi^\pm)$  events were consistent with zero.

In the analysis, the systematic fitting uncertainties due to omission of the other  $\phi_h$ - and  $\phi_s$ -dependent terms were taken into account, including the Cahn ( $\langle \cos(\phi_h) \rangle$ ) and Boer-Mulders ( $\langle \cos(2\phi_h) \rangle$ ) effects, higher-twist terms ( $\langle \sin(\phi_s) \rangle$  and  $\langle \sin(2\phi_h - \phi_s) \rangle$ ) and the  $A_{UL}$  terms ( $\langle \sin(\phi_h) \rangle$  and  $\langle \sin(2\phi_h) \rangle$ ) [20, 29]. In particular, the  $A_{UL}$  terms were induced by a small longitudinal component of the target polarization in the center-of-mass frame of the SIDIS process. Of all these effects, the  $\langle \sin(2\phi_h - \phi_s) \rangle$  term was largest ( $\sim 16\%$  of the statistical uncertainty), followed by the  $\langle \sin(\phi_s) \rangle$  term ( $\sim 14\%$  of the statistical uncertainty). To take into account the systematic uncertainty induced by  $K^\pm$  contamination in  $\pi^\pm$  example, the coincident  $(e, e'K^\pm)$  events were selected and the  $\sin(3\phi_h - \phi_s)$  term of the asymmetry was extracted by the maximum likelihood method. Then, the systematic uncertainty was evaluated as the difference between the  $\sin(3\phi_h - \phi_s)$  terms of the  $(e, e'\pi^\pm)$  and the  $(e, e'K^\pm)$  samples, weighted by the contamination ratios of the  $K^\pm$  in  $\pi^\pm$  samples. Other ingredients of the systematic uncertainties included the yield drift, the target polarization, the target-density fluctuation, the detector tracking efficiency, the live time, the nitrogen dilution, and the photon contamination in the BigBite spectrometer. Since those ingredients have no azimuthal angular dependence and share the same data set of [24], they have the same uncertainties as in [24].

The extracted  $h_{1T}^\perp$  results for the  $^3\text{He}$  target are shown in the top two panels of Fig. 3. Only the statistical uncertainties are included in the error bars. The experimental systematic uncertainties are combined in quadrature and shown as the band labeled ‘‘Sys.’’. All the extracted  $\pi^+$  and  $\pi^-$  pretzelosity terms are small and consistent with zero within the uncertainties, further supporting the assumption in previous analysis [24] that the inclusion of pretzelosity term has little effect on extraction of the Collins and Sivers term.

To extract the pretzelosity asymmetries on the neu-

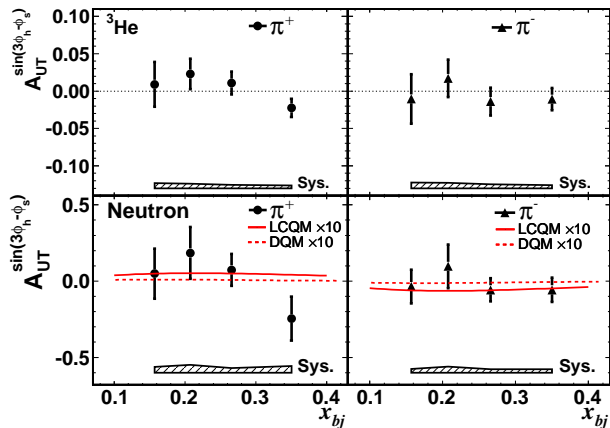


FIG. 3. The extracted pretzelosity asymmetries on  ${}^3\text{He}$  nuclei (top panels) and on the neutron (bottom panels) are shown together with uncertainty bands for both  $\pi^+$  and  $\pi^-$  electron production.

tron, the effective polarization method was used:

$$A_n^P = \frac{1}{(1 - f_p)P_n} (A_{he}^P - f_p A_p^P P_p), \quad (3)$$

where the proton dilution factor  $f_p \equiv 2\sigma_p/\sigma_{{}^3\text{He}}$  was obtained by measuring the yields of unpolarized proton and unpolarized  ${}^3\text{He}$  targets at the same kinematics. The same model uncertainty due to final-state interactions as in [24] was taken into account for  $f_p$ .  $P^n = 0.86^{+0.036}_{-0.02}$  and  $P^p = -0.028^{+0.009}_{-0.004}$  are the effective polarizations of the neutron and proton in a  ${}^3\text{He}$  nucleus [30, 31]. Due to the scarcity of available data and the small effective polarization of the proton, in this analysis no correction was applied to account for the effect due to the proton asymmetry. The uncertainty due to this omission was estimated and included in the systematic uncertainty. For positive pions at the highest  $x$  bin, the asymmetry is magnified by nearly one order of magnitude from  ${}^3\text{He}$  to the neutron, due to the large proton dilution.

The extracted pretzelosity moment on the neutron is shown in the bottom two panels of Fig. 3 and is compared with the quark-diquark model [16] and light-cone constitute-quark model [32, 33] calculations. Like in the two upper panels, the error bars shown only represent the statistical uncertainties, while the bands labeled ‘‘Sys.’’ represent the systematic uncertainties. Since the differences between the two model predictions are hardly visible compared to the statistical uncertainties, the curves in the two panels are multiplied by a factor of 10. The extracted neutron asymmetries of both  $(e, e'\pi^+)$  and  $(e, e'\pi^-)$  are consistent with zero. Compared to the  $\sin(\phi_h + \phi_s)$  terms, the  $\sin(3\phi_h - \phi_s)$  terms are suppressed by a factor of order  $k_\perp^2/M^2$  [20], in which  $k_\perp$  is the parton transverse momentum and  $M$  is the mass

of the nucleon. As suggested in [16], a large  $P_{h\perp}$  coverage such as that planned for future experiments [34] with a higher statistical precision, is required to observe any non-zero pretzelosity asymmetry. It is worth mentioning that the small value for the asymmetry predicted by the quark-diquark model (of the order of  $10^{-3}$ ) is mainly due to kinematic suppression and hence does not necessarily predict that  $h_{1T}^\perp$  is small. In that calculation  $h_{1T}^\perp$  is proportional to the OAM of the quarks, originating from a Melosh rotation of the quark spin distribution between the instant and the light-cone frame, and thus can be a significant contribution to the spin of the nucleon.

In summary, we present the first measurement of pretzelosity asymmetries on a transversely polarized  ${}^3\text{He}$  target, utilizing charged pion production in SIDIS process. The asymmetries are consistent with zero within experimental uncertainties in this kinematic region, and are also consistent with model expectations. This work demonstrates an experimental approach for studying the  $h_{1T}^\perp$  TMD and lays a foundation for future high-precision measurements [34].

We acknowledge the outstanding support of the JLab Hall A staff and Accelerator Division in accomplishing this experiment. This work was supported in part by the U.S. National Science Foundation, and by U.S. DOE contract DE-AC05-06OR23177, under which Jefferson Science Associates, LLC operates the Thomas Jefferson National Accelerator Facility. This work was also supported by the National Natural Science Foundation of China under Grant No. 11135002 and No. 11120101004.

\* Corresponding author: yizhang@lzu.edu.cn

† Author is deceased.

- [1] J. Ashman, *et al.* [European Muon Collaboration], *Phys. Lett. B* **206** (1988) 364.
- [2] S. E. Kuhn, J.-P. Chen, and E. Leader, *Prog. Part. Nucl. Phys.* **63** (2009) 1.
- [3] C. A. Aidala, S. D. Bass, D. Hasch, and G. K. Mallot, *Rev. Mod. Phys.* **85** (2013) 655.
- [4] A. Adare, *et al.* (PHENIX Collaboration), *Phys. Rev. D* **84** (2011) 012006.
- [5] A. Adare, *et al.* (PHENIX Collaboration), *Phys. Rev. D* **86** (2012) 092006.
- [6] D. de Florian, R. Sassot, M. Stratmann, and W. Vogelsang, *Prog. Part. Nucl. Phys.* **67** (2012) 251–259.
- [7] M. Guidal, H. Moutarde, and M. Vanderhaeghen, *Rep. Prog. Phys.* **76** (2013) 066202.
- [8] M. Anselmino, *et al.*, *Phys. Rev. D* **73** (2006) 014020.
- [9] V. Barone, F. Bradamante, and A. Martin, *Prog. Part. Nucl. Phys.* **65** (2010) 267.
- [10] G. A. Miller, *Phys. Rev. C* **68** (2003) 022201.
- [11] G. A. Miller, *Phys. Rev. C* **76** (2007) 065209.
- [12] H. Avakian, A. V. Efremov, P. Schweitzer, and F. Yuan, *Phys. Rev. D* **78** (2008) 114024.
- [13] H. Avakian, A. V. Efremov, P. Schweitzer, and F. Yuan, *Phys. Rev. D* **81** (2010) 074035.

- [14] C. Lorce' and B. Pasquini, Phys. Lett. B **710** (2011) 486.
- [15] M. Burkardt, arXiv:0709.2966 (2007).
- [16] J. She, J. Zhu, and B.-Q. Ma, Phys. Rev. D **79** (2009) 054008.
- [17] J. Collins, Nucl. Phys. B **396** (1993) 161.
- [18] F. Yuan and J. Zhou, Phys. Rev. Lett. **103** (2009) 052001.
- [19] A. Bacchetta, U. D'Alesio, M. Diehl, and C. A. Miller, Phys. Rev. D **70** (2004) 117504.
- [20] M. Anselmino, *et al.*, Phys. Rev. D **83** (2011) 114019.
- [21] A. Airapetian, *et al.* (HERMES), Phys. Rev. Lett. **94** (2005) 012002.
- [22] M. Alekseev, *et al.* (COMPASS), Phys. Lett. B **692** (2010) 240.
- [23] M. Alekseev, *et al.* (COMPASS), Phys. Lett. B **673** (2010) 127.
- [24] X. Qian, *et al.*, Phys. Rev. Lett. **107** (2012) 072003.
- [25] J. Huang, *et al.*, Phys. Rev. Lett. **108** (2012) 052001.
- [26] J. Alcorn, *et al.*, Nucl. Instr. and Meth. A **522** (2004) 294.
- [27] T. G. Walker and W. Happer, Rev. Mod. Phys. **69** 629 (1997).
- [28] Y. Zhang, X. Qian, and B.-T. Hu, Chinese Phys. C **36** (2012) 610.
- [29] A. Bacchetta, *et al.*, J. High Energy Phys. **02** (2007) 093.
- [30] X. Zheng, *et al.*, Phys. Rev. C **70** (2004) 065207.
- [31] J. J. Ethier and W. Melnitchouk, arXiv:1308.3723
- [32] B. Pasquini, S. Cazzaniga, and S. Boffi, Phys. Rev. D **78** (2008) 034025.
- [33] S. Boffi, A. V. Efremov, B. Pasquini, and P. Schweitzer, Phys. Rev. D **79** (2009) 094012.
- [34] H. Gao, *et al.*, Eur. Phys. J. **Plus** **126** (2011) 2.; JLab Proposal Report No. E12-10-006 and No. E12-11-108
- [35] B.-Q. Ma and I. Schmidt, Phys. Rev. D **58** (1998) 096008.