

Ionization rates in the heliosheath and in astrosheaths

Spatial dependence and dynamical relevance

K. Scherer¹, H. Fichtner¹, H.-J. Fahr², M. Bzowski³, and S.E.S. Ferreira⁴

¹ Institut für Theoretische Physik IV, Ruhr-Universität Bochum, 44780 Bochum, Germany, e-mail: kls@tp4.rub.de, hf@tp4.rub.de

² Argelander Institut, Universität Bonn, 53121 Bonn, Germany, e-mail: hfahr@astro.uni-bonn.de

³ Polish Space Science Center, Bartycka 18A, 00-716 Warsaw, Poland, e-mail: bzowski@cbk.waw.pl

⁴ Centre for Space Research, North-West University, 2520 Potchefstroom, South Africa e-mail: Stefan.Ferreira@nwu.ac.za

Received; accepted

ABSTRACT

Context. In the heliosphere, especially in the inner heliosheath, mass-, momentum-, and energy loading induced by the ionization of neutral interstellar species plays an important, but for some species, especially helium, an underestimated role.

Aims. We discuss the implementation of charge exchange and electron impact processes for interstellar neutral hydrogen and helium and their implications for further modeling. Especially, we emphasize the importance of electron impact and a more sophisticated numerical treatment of the charge exchange reactions. Moreover, we discuss the non-resonant charge exchange effects.

Methods. The rate coefficients are discussed and the influence of the cross-sections in the (M)HD equations for different reactions are revised as well as their representation in the collision integrals.

Results. Electron impact is in some regions of the heliosphere, particularly in the heliotail, more effective than charge exchange, and the ionization of neutral interstellar helium contributes about 40% to the mass- and momentum loading in the inner heliosheath. The charge exchange cross-sections need to be modeled with higher accuracy, especially in view of the latest developments in their description.

Conclusions. The ionization of helium and electron impact ionization of hydrogen needs to be taken into account for the modeling of the heliosheath and, in general, astrosheaths. Moreover, the charge exchange cross-sections need to be handled in a more sophisticated way, either by developing better analytic approximations or by solving the collision integrals numerically.

Key words. Sun: Heliosphere – Stars: winds, outflows – Hydrodynamics – ISM: atoms - atomic processes

1. Introduction

1.1. General Aspects

It is well-known that not only the interstellar plasma but also the interstellar neutral gas is influencing the large-scale structure of the heliosphere (Baranov & Malama 1993; Scherer & Ferreira 2005; Müller et al. 2008; Zank et al. 2013). This influence is a consequence of the coupling of the neutral gas (consisting mainly of hydrogen and helium) to the solar wind plasma (mainly protons with a small contribution of α particles (He^{2+})) via the charge exchange, photo-ionization, and electron impact processes. Elastic collisions and Coulomb scattering are discussed in Williams et al. (1997).

In the self-consistent models of heliospheric dynamics, so far, only the influence of neutral hydrogen is considered by taking into account its charge exchange with solar wind protons and its ionization by the solar radiation (e.g. Fahr & Ruciński 2001; Pogorelov et al. 2009; Alouani-Bibi et al. 2011, and references therein), The dynamical relevance of both the electron impact ionization of hydrogen, although recognized by Malama et al. (2006), and the photo-ionization of helium, although recognized as being filtrated in the inner heliosheath (Ruciński & Fahr 1989; Cummings et al. 2002), have not yet been explored in detail. There is only one attempt to include helium self-consistently in the heliospheric modeling, namely Malama et al. (2006), in

which the emphasis is on the additional ram pressure due to the charged helium ions.

In recent years the discussion has rather concentrated on the correct cross-section for the charge exchange between a proton and a hydrogen atom. While it has been demonstrated by Williams et al. (1997) that the modeling results regarding the large-scale structure (location of the termination shock and heliopause) are insensitive to use of the alternative cross-sections given by Fite et al. (1962) and Maher & Tinsley (1977) it was revealed that it is of importance for the neutral gas (shape of the hydrogen wall and densities inside the termination shock see, e.g. Baranov et al. (1998) and Heerikhuisen et al. (2006). Subsequently, the significance of the revision of these cross-sections by Lindsay & Stebbings (2005) has first been recognized by Fahr et al. (2007) and then been discussed further in the context of global heliospheric modeling by Müller et al. (2008), Bzowski et al. (2008), Izmodenov et al. (2008).

It has also been recognized that electron impact ionization is not only of importance for the neutral gas distribution (e.g., Ruciński & Fahr 1989; Möbius et al. 2004; Izmodenov 2007) but, to some extent, also for the large-scale structure of the heliosphere (Fahr et al. 2000; Scherer & Ferreira 2005; Malama et al. 2006). These studies, however, contain neither comparison nor analysis of the electron impact ionization rates to those of the other two processes nor a systematic analysis of their dynamical influence.

Besides addressing the first of these issues in the present paper, we will show that not only the ionization of neutral hydrogen influences the dynamics in the heliosphere, but that also neutral helium must be expected to play a role. Furthermore, we discuss charge exchange reactions of hydrogen and helium in view of their relevance to astrospheres, particularly to astrosheaths. In astrospheres the relative speed between a stellar wind and the flow of neutrals from the interstellar medium can be up to an order of magnitude higher than in the solar case, see for example the M-dwarf V-Peg 374 (Vidotto et al. 2011) or for hot stars (e.g. Arthur 2012).

Before quantitatively addressing these topics, we briefly indicate further heliospheric and astrophysical applications for which the ionization rates studied here are of interest, too.

The charge exchange process has recently gained more interest as it is responsible for the outer-heliospheric production of energetic neutral atoms (see Fahr et al. 2007, for a comprehensive review) that are presently observed with the IBEX mission, (McComas et al. 2009; Funsten et al. 2009; Dayeh et al. 2012; McComas et al. 2012). In this context, Grzedzielski et al. (2010) investigated the distribution of different pickup ion (PUI) species, being products of ionization processes in the inner heliosheath and Borovikov et al. (2011) discussed their influence on the plasma state of the latter. Furthermore, Aleksashov et al. (2004) started to explore the influence of charge exchange of hydrogen atoms with the solar wind protons and their impact on the structure of the heliotail. The charge exchange processes of heavier elements are studied in connection with the X-ray production in the inner heliosphere (Koutroumpa et al. 2009), while these processes in the LISM are discussed by Provornikova et al. (2012).

Astrophysical scenarios for which the use of correct ionization rates is crucial (Nekrasov 2012), comprise the X-ray emission from galaxies (Wang & Liu 2012), from the interstellar medium (de Avillez & Breitschwerdt 2012) and from hot stars (Pollock 2012), the influence of neutral atoms on astrophysical shocks (Blasi et al. 2012; Ohira 2012), and the jets of active galactic nuclei (Gerbig & Schlickeiser 2007).

The present study concentrates on the relative importance of the different ionization processes for the heliosheath and for astrosheaths, i.e. the regions between the solar/stellar wind termination shock/s and the helio-/astropauses, in order to prepare their later incorporation into corresponding self-consistent (M)HD modeling with the BoPo- (Scherer & Ferreira 2005) and the CRONOS-code (see Wiengarten et al. 2013, for an application and the references therein). For the computations here, with which we demonstrate the significance and dynamical relevance of electron impact ionization of hydrogen and of helium in the entire heliosphere, we employ the well-established heliospheric model by Fahr et al. (2000) and Scherer & Ferreira (2005) where charge exchange between neutral and ionized hydrogen, electron impact of hydrogen, and photo-ionization of hydrogen is included. The consideration of elastic collisions and Coulomb scattering (Williams et al. 1997) are beyond the scope of this paper.

In section 2 we first give a short introduction to the BoPo-code and continue with a discussion of the charge exchange and electron impact cross-sections in section 3. In section 4 we discuss the interaction terms used in the Euler equations (see appendix A). Then, in section 5 we concentrate on the electron impact and its contribution to the interaction terms, which is then followed by a discussion of the neutral interstellar helium loss in the inner heliosheath in section 6. Section 7 contains a discussion of the non-resonant charge exchange and its relevance

to the outer heliosheath. Finally we assemble our ideas and critically assess our findings in the concluding section 9.

1.2. Astrospheres and the heliosphere

An astrosphere is a generalization of the heliosphere. The physics is the similar, except that for huge astrospheres, like those around hot stars (Arthur 2012), where a cooling function needs to be included beyond the termination shock. Additionally, for hot stars the Strömgren sphere can be larger than the astrosphere, and thus the photo-ionization can be dominant in the entire astrosphere. Nonetheless, around hot stars can exist HI regions (Arnal 2001; Cichowolski et al. 2003) and, thus, ionization processes become important. Therefore, a better concept than the classical Strömgren sphere is that of an HII-region with a variable degree of ionization. For example, for the Sun the Strömgren radius $R_S = 2.2 \cdot 10^{10}$ cm (Fahr 1968) is smaller than the solar radius, while its HII region is considerably larger (Lenchek 1964; Ritzerveld 2005).

There exist cool stars like V-Peg 374 (Vidotto et al. 2011) which have stellar wind speeds (≈ 2000 km/s) much higher than that of the solar wind. Also for nearby stars the relative speeds between the star and the interstellar medium can differ by a factors between 0.2 to 2 compared to that surrounding the solar system (Wood et al. 2007). For these high relative speeds cross-sections of other processes and different species may become important.

In most of the stellar wind models (e.g. Lamers & Cassinelli 1999) the wind passes through one or more critical points (surfaces) after which it freely expands. Such a freely expanding continuous blowing wind is physically similar to the solar wind. In an ideal scenario without neutrals and cooling the solutions can simply be scaled from one scenario into the other.

The models for astrospheres are based on MHD equations (see appendix A), in the same way as for the heliosphere. Because a fleet of spacecraft has been or is exploring the heliosphere by in-situ as well as remote measurements, the knowledge of that special astrosphere is much more detailed than that of astrospheres. In the following we do not make a difference between astrospheres or the heliosphere. All what is discussed applies as well to the heliosphere as similarly to astrospheres immersed in partly ionized clouds of interstellar matter.

One interesting feature of some nearby astrospheres is their hydrogen walls which are built beyond the astropauses by charge exchange between interstellar hydrogen and protons. The feature can be observed in Lyman- α absorption (Wood et al. 2007), which in turn allows to determine the stellar wind and interstellar parameters at some nearby stars. Because the hydrogen wall is built up in the interstellar medium, where the temperatures are low ($< 10^4$ K) and in case of the heliosphere increase only by approximately a factor two towards the heliopause the charge exchange process involved is that between protons and hydrogen as well as some helium reactions, like $\text{He}^+ + \text{H}$, $\text{He}^{2+} + \text{H}$ and $\text{He}^+ + \text{He}^+$, which have large cross-sections even at low energies. Due to the low temperatures electron impact is not effective, because the involved energies are less than the ionization energy. Up to now, only a hydrogen wall was observed, which, nevertheless, allows for some insights into the structure of nearby astrospheres. An helium wall as a result of helium-proton charge exchange was found not to exist (Müller & Zank 2004b). Nevertheless, some helium-helium reactions with sufficiently large cross-sections (see Fig. 2 or tables C.1 and C.2) may result in a helium wall.

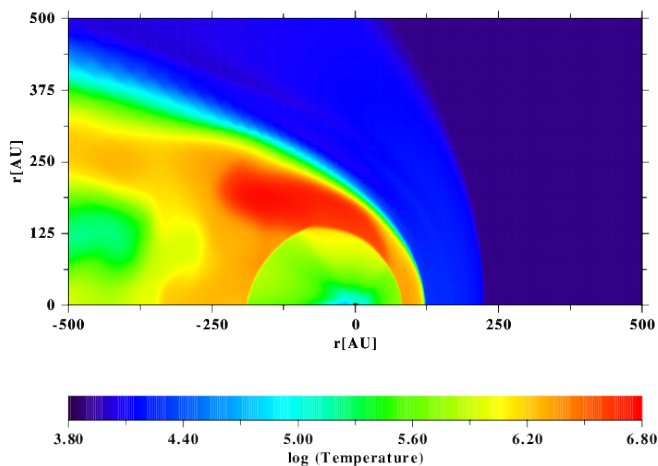


Fig. 1. The proton temperature distribution in the dynamic heliosphere (Scherer & Ferreira 2005). Over the solar pole the features of a high-speed stream can be identified. Due to the influence of the PUIs_{H⁺} the temperature inside the termination shock is a few 10⁵ K, corresponding to thermal energies up to a few tens of eV. The temperature in the inner heliosheath is 10⁶ K, which is inferred by IBEX (Livadiotis et al. 2011).

2. The heliosphere model

For this analysis a detailed model of the heliosphere is not necessarily needed. Nevertheless, we will use a snapshot of a dynamic heliosphere model computed with the BoPo-model code (Scherer & Ferreira 2005). This model includes three species, namely, protons, neutral hydrogen and, from the latter, newly created ions, the pickup protons (PUIs_{H⁺}). The effective temperature distribution, i.e. the weighted sum of proton and PUI temperatures of the model is shown in Fig. 1. The modeled effective temperature reproduces nicely those inferred by IBEX (Livadiotis et al. 2011).

The PUIs_{H⁺} are created by a resonant charge exchange process between a neutral hydrogen atom and a proton:



in which an electron is exchanged between the reaction partners. Because the first reactant is a fast proton, the neutral hydrogen atom resulting from this interaction is an energetic (fast) neutral atom (ENA), which here is assumed to leave the heliosphere without further interaction. The second reactant, a slow interstellar hydrogen atom, becomes ionized and is immediately picked up by the electromotive force of the heliospheric magnetic field frozen-in the solar wind. The initial PUI_{H⁺} velocity distribution is ring-like with a maximum of twice the solar wind speed (Vasyliunas & Siscoe 1976; Isenberg 1995; Gloeckler & Geiss 1998). It very quickly becomes pitch-angle isotropized, thus transforming into a nearly spherical shell distribution.

During this charge exchange process the total ion density does not change, but, because of the velocity difference between the proton and neutral hydrogen atom, the solar wind momentum is altered (momentum loading) as well as the energy of the fluid, i.e. the temperature of the solar wind increases and momentum decreases, because it is lost due to the escaping ENA (Fahr & Ruciński 1999). This temperature increase was observed by the Voyager spacecraft (Richardson & Wang 2010), while model runs including only a single proton fluid resulted in temperatures of a few hundred Kelvin at the termination shock (for an example see Fig. 1 in Fahr et al. 2000). This contrasts with the above mentioned multifluid and multispecies models with 10⁵ K at the same

location (see Fig. 1). The momentum loading leads to a slow-down of the solar wind, which is indeed observed (Richardson & Wang 2010), in agreement with model attempts (Fahr & Fichtner 1995; Fahr & Ruciński 2001; Fahr 2007; Pogorelov et al. 2004; Alouani-Bibi et al. 2011). Moreover, including neutrals removes the Mach-disks (Pauls et al. 1995; Müller et al. 2001) and thus change the large scale structure of the astro-/heliosphere and, thus, again demonstrates the importance of including charge exchange processes for an adequate description.

In the dynamic BoPo-model (Fahr et al. 2000; Scherer & Ferreira 2005) also the electron impact:



in the inner heliosheath, i.e. the region between the termination shock and the heliopause is included.

Additionally, the photo-ionization inside the termination shock is included. This leads not only to the above described momentum- and energy-loading but also to a mass loading, because new ions are generated.

We briefly mention a few complications which are usually not taken into account. As reported by Lallement et al. (2005, 2010) the direction of the deflected hydrogen and helium inflow can differ by 4°, see however the IBEX results discussed in Möbius et al. (2012). This additional complication was only modeled by Izmodenov & Baranov (2006), while a lot of effort was put in the modeling of the hydrogen deflection plane (Pogorelov et al. 2009; Opher et al. 2009; Ratkiewicz & Grygorczuk 2008). The latest IBEX observations (Saul et al. 2013) show that the hydrogen peak is moving in longitude during the solar cycle, which according to these authors is caused by the changing radiation pressure close to the Sun, which affects the effective gravitational force. In the outer heliosphere this effect is assumed to be negligible and, hence, is independent from charge exchange and electron impact processes, it is not taken into account further on.

Since decades (Fahr 1979) it has been known, that close to the Sun the helium is focused in the downwind direction, while the hydrogen is defocused, again the latter is caused by the interaction between the radiation pressure and gravitation acting on these particles. For a more detailed analysis of the trajectories see the recent paper by Müller (2012).

Because we are mainly interested in the large-scale structure far away from the Sun, we can neglect this additional complication, for which the hydrogen and helium fluids have to be treated kinetically (for hydrogen see Osterbart & Fahr 1992).

The ionization processes we discuss are independent from the underlying (M)HD model. If the neutral fluid is treated kinetically (Izmodenov 2007; Heerikhuisen et al. 2008) the distribution functions of the collision integrals cannot be handled by two Maxwellians, but one is determined by the solution of the kinetic equation. Thus the details of the collision terms may vary, but the following principal discussion remains true. Moreover, to avoid the solution of kinetic equations, a multifluid approach is often used (Heerikhuisen et al. 2008; Alouani-Bibi et al. 2011; Prested et al. 2012) with several fluids in different regions.

Therefore, in what follows we use the BoPo-code (Scherer & Ferreira 2005) results to visualize and emphasize the aspects discussed (other (M)HD models would be equally suitable), with intention to draw the attention to those aspects and to point out the need of a self-consistent model including them.

In the next section we discuss some additional charge exchange processes with hydrogen and helium as well as electron impact of helium.

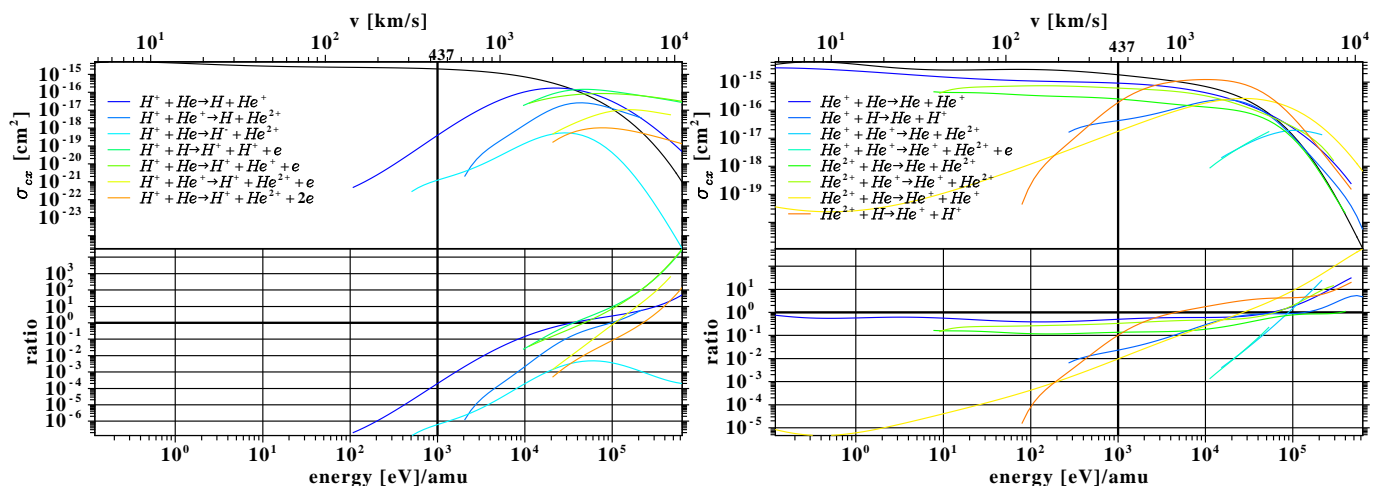


Fig. 2. The charge exchange cross-section as function of energy per nucleon for protons (left panel) as well as He^+ -ions and α -particles (right panel) of the solar wind with interstellar helium and hydrogen. In the upper part of both panels the cross-sections are shown, while the lower parts show the ratio to $\sigma_{cx}(H^+ + H \rightarrow H + H^+)$. The black curve in both panels is the reaction $H + H^+ \rightarrow H^+ + H$. As can be seen in the lower panel the reactions $He^+ + He$, $He^{2+} + He$, and $He^{2+} + He^+$ have similar cross-sections than that of $H + p$, and thus are important in modeling the dynamics of the large-scale astrospheric structures. Note the different y-axis scales between different panels.

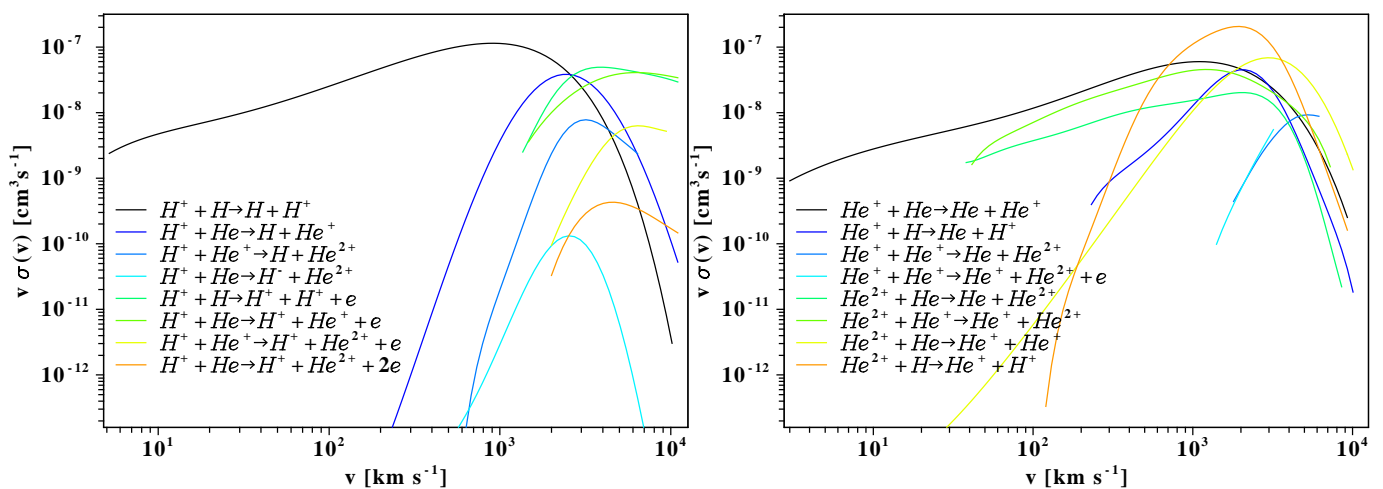


Fig. 3. Shown are the rate coefficients $\beta(v) = v\sigma(v)$ instead of the cross-sections as in Fig. 2. We assumed that there is no difference in the relative speeds from the collision integrals $v_{rel,ij}^{I, coll}$ and those to be used for the cross-sections $v_{rel,ij}^{\sigma}$, i.e. $v = v_{rel,ij}^{I, coll} = v_{rel,ij}^{\sigma}$.

3. Charge exchange and electron impact cross-sections

Very detailed analysis of the ionization processes at 1 AU taking into account also temporal variations due to the solar cycle can be found in Rucinski et al. (1996, 1998, 2003), Bzowski et al. (2013) and Sokół et al. (2012). This is much more complicated for the outer heliosphere, especially in the inner heliosheath, where temporal and spatial variations are mixed and cannot be disentangled, due to the subsonic character of the fluid. For our purpose, to demonstrate the importance of the different effects, it is sufficient to use a simplified approach, i.e. assuming a stationary model, and discussing the effects along a line of sight between the termination shock and the heliopause in the nose region.

3.1. Charge exchange

In Fig. 2 we show the charge exchange cross-sections σ_{cx} as functions of energy per nucleon between protons (left panel) as well as He^+ -ions and α -particles (right panel) with

hydrogen as well as helium. In the lower part of the panels the different cross-sections are normalized to that of the above mentioned “standard” reaction $H^+ + H \rightarrow H + H^+$. All cross-sections discussed here are taken from the “Redbook” <http://www-cfadc.phy.ornl.gov/redbooks/redbooks.html> and can be accessed via the “ALADDIN” webpage (<http://www-amdis.iaea.org/ALADDIN/collision.html>). While for the discussion below the exact values of the cross-sections are not important, we still refer the reader to Arnaud & Rothenflug (1985), Badnell (2006), Cabrera-Trujillo (2010), Kingdon & Ferland (1996), Lindsay & Stebbings (2005) for more information. Nevertheless, if the cross-sections are required in modeling efforts the more modern results should be taken into account. For the convenience of the reader the rate coefficients $\beta(v) = v\sigma(v)$ are presented in Fig. 3.

From the left panel of Fig. 2 one can see that $\sigma_{cx}(H^+ + H \rightarrow H + H^+)$ is roughly in the range of 10^{-15} cm^2 below 1 keV, i.e. the range of interest for heliospheric models. All other cross-sections σ_{cx} between protons and neutral H or He are orders of magnitude smaller for slow solar/stellar wind conditions. In the high-speed streams and especially in coronal mass ejections the

cross-sections like $\sigma_{cx}(H^+ + He \rightarrow H + He^+)$, $\sigma_{cx}(H^+ + H \rightarrow H^+ + H^+ + e)$ and $\sigma_{cx}(H^+ + He \rightarrow H^+ + He^+ + e)$ can become of the same magnitude as $\sigma_{cx}(H^+ + H \rightarrow H + H^+)$. For astrospheres with stellar wind speeds in the order of a few thousand km/s the energy range is shifted toward 10 keV up to 100 keV and other interactions, like non-resonant charge-exchange processes, need to be taken into account.

While the cross-section σ_{cx} between α -particles and neutral H or He compared to the $\sigma_{cx}(H^+ + H \rightarrow H + H^+)$ reaction seem not to be negligible in and above the keV-range (Fig. 2, right panel), the solar abundance of α -particles is only 4% of that of the protons, so that the effect seems to be small. Nevertheless, the mass of He or its ions is roughly four times that of (charged) H, and thus may play a role in mass-, momentum-, and energy loading.

Most of the cross-sections displayed in Fig. 2 are not suitable for use in a numerical code, because the existing data are fitted in a limited energy range by Chebyshev polynomials as taken from the ‘‘Aladdin’’ webpage. Using these approximations outside that range leads to unreliable results. For future simulations these cross-sections need to be extrapolated to the whole energy range required for the heliosphere and astrospheres, i.e. from energies about 1 eV to a few 100 keV.

From Tables C.1 and C.2 one sees that the reactions $H+He^+ \rightarrow p+He$ and $H+He^{2+} \rightarrow p+He^+$ are a few percent of the $H+p$ -reaction, but because helium is involved, one may get a change in the total density of the governing equations in the ten percent range. The depletion of helium by charge exchange was discussed by Müller & Zank (2004a), who concluded that it can amount to 2%.

According to Slavin & Frisch (2008) the ionization fraction in the interstellar medium of He^+ and He is about 0.4, and thus the He^+ abundances are about 2/3 that of He. From Fig. 2 and the Tables C.1 and C.2 one easily can see that the $He^+ + He$ reaction has a similar cross-section than that of $p+H$. The He^+ fluid should follow a similar pattern than the p -fluid in front of the heliopause: The helium ions are slowed down and, via charge exchange with the neutrals, must be expected build a hydrogen wall, respectively a helium wall. The additional reaction $He^+ + He^+ \rightarrow He + He^{2+}$ with similar cross-sections can support the creation of the helium wall. According to Müller (2012) 10% of the neutral helium will become ionized in front of the heliopause. To determine the helium wall a self-consistent model is needed, which includes the three species He, He^+ , and He^{2+} and all their reacting channels.

Another consequence of the high He^+ abundances as modeled by (Slavin & Frisch 2008) is that the total ion mass density is larger by a factor than the proton mass density. The latter is usually used to estimate the Alfvén speed, which is proportional to $1/\sqrt{\rho}$, in the interstellar medium, which will be reduced by 10% taking into account the total ion mass, i.e. the additional He^+ abundances.

For astrospheres with higher stellar wind speeds other reactions like $p+He^+ \rightarrow H+He^{2+}$, become important too. A brief discussion is given in section 8.

3.2. Electron impact

The electron impact cross-section σ^{ei} is shown in Fig. 4. The thermal speed of the electrons is calculated assuming thermal equilibrium between protons and electrons (Malama et al. 2006; Möbius et al. 2012). This is done, because the electron temperature has, so far, neither been modeled nor observed in the outer heliosphere, while for the inner heliosphere (upstream of

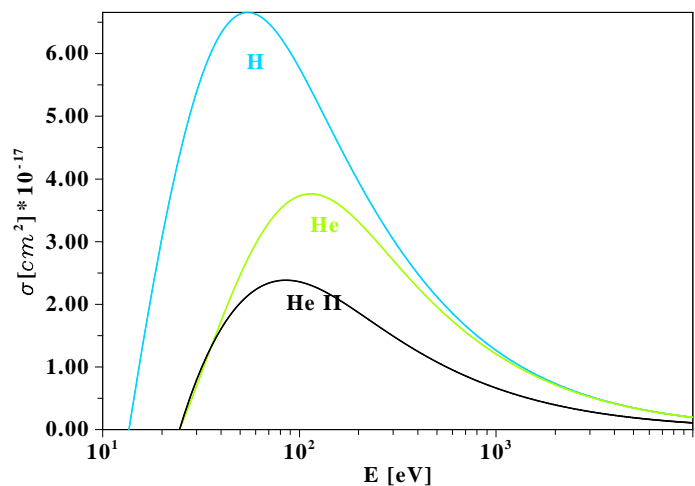


Fig. 4. The electron impact cross-section σ^{ei} in units of 10^{-17} cm^2 per particle, for the three reactions: $H+e \rightarrow H^+ + 2e$, $He+e \rightarrow He^+ + 2e$, $He+e \rightarrow He^{2+} + 3e$.

the termination shock) it has been modeled (Usmanov & Goldstein 2006) and a limited set of observations in the heliocentric distance range between 0.3 to about 5 AU is available (e.g. Maksimovic et al. 1997). Additionally, care must be taken, because the electron temperature most probably increases during the passage of the plasma over the termination shock (Fahr et al. 2012). Nevertheless, we follow the assumption by Malama et al. (2006), according to which the electrons are in thermal equilibrium with the proton plasma (including $PUIs_{H^+}$). The cross-sections are calculated after Lotz (1967) and Lotz (1970)

$$\sigma_{E_{rel}} = \sum_{i=1}^N a_i q_i \frac{\ln(E_{rel}/K_i)}{E_{rel} K_i} \left(1 - b_i \exp \left[-c_i \left(\frac{E_{rel}}{K_i} - 1 \right) \right] \right); \quad E_{rel} \geq K_i \quad (3)$$

where the index i runs over all relevant subshells up to N . For example for hydrogen-like atoms $N = 1$, for helium $N = 2$, see Lotz (1970). K_i is the ionization energy in the i^{th} subshell. The coefficients a_i, b_i, c_i, q_i are tabulated in Lotz (1970).

Also other approaches exist to describe the electron impact cross-sections (Mattioli et al. 2007; Mazzotta et al. 1998; Voronov 1997). They are quite similar and differences in details are not of interest for the following discussion.

From the above assumption it is evident that the thermal speed of the electron is higher by the ‘‘mass’’ factor $\sqrt{m_p/m_e} \approx 43$ compared to that of the protons. The same argument holds true for heavier ions, and thus the thermal speed of α -particles is half of that of the protons. The electron impact cross-sections $\sigma^{ei}(H, He)$ are smaller by roughly a factor 100 compared to $\sigma_{cx}(H^+ + H \rightarrow H + H^+)$. Nevertheless, because the thermal speed of the electrons is, due to the mass factor, 43 times higher than that of the protons, the rate coefficients $\beta_s = \sigma_s(v_{rel})v_{rel}$ between those reactions become comparable. The electron impact ionization can dominate in the heliosheath with its high temperatures because there the maximum of its cross-sections is about $3 \cdot 10^{-17} \text{ cm}^2$ (He) or $6 \cdot 10^{-17} \text{ cm}^2$ (H). Where v_{rel} is assumed to be as follows:

$$v_{rel,s}^{ei} = v_{rel} = \sqrt{f_e \left(\frac{T_e}{m_e} + \frac{T_s}{m_s} \right) + (\mathbf{v}_{p=e} - \mathbf{v}_H)^2} \quad (4)$$

The index s represents one of the hydrogen or helium ionizing reactions. See Appendix B for a more thorough discussion including the factor f_e . Note: If the relative kinetic energy $E_{rel,s} = 0.5m_e(v_{rel,s}^{ei})^2$ is less than the ionization energy K_s for the species s a ionization of the neutral atom s will not happen.

In the outer heliosphere the temperature plays more and more an essential role, because the relative bulk speed between the ionized and neutral species $|\mathbf{u}_2 - \mathbf{u}_1|$ becomes small, and the corresponding thermal speeds increase. This can easily be seen in Fig. 6, where the ratio of the bulk speed to the thermal speed is plotted. Moreover, only electrons with energies above the ionization potential can ionize neutral atoms.

4. Interaction terms

In a multifluid multispecies (M)HD set of equations only the Euler equations including the total density, i.e. the sum of all species densities, and the total thermal pressure, i.e. the sum of all partial pressures, describe the complex dynamics of the large-scale system. Moreover, the equations for all ionized and all neutral species need to be treated differently. This set of equations will be called the governing equations. The governing equations include the ram pressure and other force densities or stresses (see Appendix A).

Each single species, ionized or neutral, needs to be followed as a tracer fluid, e.g. their densities and thermal energy contributions to the governing equations need to be known. This set of equations is called the balance equations.

In most of the hydrodynamic (e.g. Fahr et al. 2000; Scherer & Ferreira 2005) or magneto-hydrodynamic models (e.g. Malama et al. 2006; Pogorelov et al. 2009; Alouani-Bibi et al. 2011) of the heliosphere the interactions between neutral hydrogen and protons can be written as balance equations and governing equations for the dynamics (Izmodenov et al. 2005). In the balance equations only the interaction terms are needed, which are summed over all interactions terms and add up to zero, and the two governing equations are the sum of all dynamically relevant ionized and neutral species, respectively. The ENAs are taken into account, so that the sum over all species adds to zero. The interaction of a PUI_{H^+} with a neutral hydrogen atom produces a PUI_{H^+} and an ENA. Therefore, the gains and losses in the PUI_{H^+} balance equation add to zero and thus are omitted. In the governing equations the energetic neutral atoms (ENAs) are neglected, because it is assumed that they do not contribute to the dynamics.

Nevertheless, when we assume to have two distinct populations of ions and neutrals, we must be careful about the heliospheric regions in which the interactions happen:

- 1.) Inside the termination shock, a charge exchange between H and p produces an ENA_0 and a PUI_0 . This new PUI_0 population is hotter and can also interact with the neutrals, thus producing a new population of ENA_1 and PUI_1 . The populations can then interact again with each other, which creates an hierarchy of populations. These second-order effects may be neglected inside the termination shock (see e.g. Zank et al. 1996; Pogorelov et al. 2006).
- 2.) In the heliosheath, we have a ‘‘cooler’’ population of shocked solar wind protons p' and a ‘‘hotter’’ shocked PUI' population. Both can now interact with the neutrals and create an additional ENA' populations which now contributes to the original hydrogen distribution and increases the temperature of the latter. Also the ENAs can interact with the ions in the heliosheath, and then produce ions which are much faster than the bulk speed. If picked up, they will lose energy to

the plasma and heat it. Another plausible scenario is that this hot new PUI' population, which has energies of keV, may become the seed population for anomalous cosmic rays. A detailed analysis of these heating processes will be done in a future study.

- 3.) Also in the outer heliosheath and beyond the bow shock [if it exists (McComas et al. 2012; Ben-Jaffel & Ratkiewicz 2012; Zank et al. 2013; Ben-Jaffel et al. 2013; Scherer & Fichtner 2014)] new populations of neutrals will be generated. These new populations legitimate the multifluid approach for most of the MHD models (e.g. Pogorelov et al. 2009; Alouani-Bibi et al. 2011; Izmodenov et al. 2005).

These new populations of PUIs and ENAs need to be integrated into the governing equations (see appendix A), while the new balance equations are needed to describe the individual states of the species in mind.

To avoid a clumsy notation in the following we do not distinguish between the different regions of the helio-/astrosphere, because the equations are the same. Nevertheless, one should keep in mind that the different populations, with their distinct thermodynamical states, lead to various dynamic effects and need to be taken into account, either by the above-mentioned multifluid approach or similar approaches (Fahr et al. 2000).

Because we make the assumption that all involved species have the same bulk speed as that of the corresponding governing equations, the balance momentum equation can be neglected. Also in the energy equation one needs only to treat the thermal energy of the species in mind.

This assumption implies a caveat: Because of the different behavior of the neutral hydrogen and helium fluid inside the heliopause, for example the defocusing of hydrogen and focusing of helium close to the Sun, these species may not be handled as one fluid in the entire heliosphere. At least close to the Sun a kinetic treatment is necessary (e.g. Osterbart & Fahr 1992; Izmodenov et al. 2003). Nevertheless, for the present study it appears as a reasonable approximation, because a difference of a few km/s in the bulk speeds is negligible in the relative speeds, which are determined mainly by the thermal speed in the heliosheath.

We discuss the individual balance terms from the general (M)HD set of equations (see Appendix A) with the following convention: σ^s is the cross section for $s \in \{cx, ei, pi\}$ where cx stands for the charge exchange, ei for electron impact, and pi for photo-ionization. $\beta^r = \sigma(v_{rel,ij}^{s,\sigma})_0^{s,I_{coll}}$ denotes the rate coefficient, where r denotes the different relative speeds $r = c, m, e$ for the continuity equation c , the momentum equation m , and the energy equation, and ij denote the corresponding interaction. The superscripts $\{\sigma, I_{coll}\}$ denote the different relative speeds defined by McNutt et al. (1998). For details see Appendix B. Most useful are also the charge exchange rates $v_X^r = \beta^r n_X$, where n_X is the number density in the corresponding balance equation: for example the balance term S_p^r for protons. The balance term for the momentum equation is a vector \mathbf{S}_X^r . The quantities $\rho_X, \mathbf{v}_X, E_X$ denote the density, bulk velocity, and total energy density of species. The indices X include that of the governing equations with the indices $Y \in \{i, n\}$ for the ions i and neutrals n and for each species $X \in \{Y, p, H, H^+, H^0, \dots\}$, where p are the protons, H the neutral hydrogen atoms, H^+ the newly born ions (pick-up hydrogen), and H^0 the newly created energetic neutral H atoms. We denote with $w_X^2 = 2\kappa T_X/m_X$ the thermal speed for temperature T_X with the Boltzmann constant κ and mass m_X .

In the following the balance equations are expressed in a form discussed by McNutt et al. (1998) and the governing equa-

tions as sum of the balance equations, where the ENA contribution to the neutral component is neglected. It should also be recognized that the equations given below are only valid for particles with the same mass. Interaction terms between heavy and light species need a correction term (see Eq.(22) in McNutt et al. 1998). This is discussed in more detail in Appendix B.

The balance and governing equations for the interaction between protons, PUI_{H^+} , the neutrals, and the hydrogen-ENAs are explicitly stated below. Because the indices PUI, ENA are not unique and can also be used for other ion or neutrals, we use here $_{H^+, H^0}$ to denote the PUI and ENAs for hydrogen.

The balance terms in the continuity equations are:

$$S_p^c = -v_{H^0}^c \rho_p - v_{H^0}^c \rho_p \quad (5)$$

$$S_H^c = -(v^{pi} + v^{ei} + v_p^c + v_{H^+}^c) \rho_H \quad (6)$$

$$S_{H^+}^c = +(v^{pi} + v^{ei} + v_p^c + v_{H^+}^c) \rho_H + (v^{pi} + v^{ei} + v_p^c + v_{H^+}^c) \rho_{H^0} - v_{H^0}^c \rho_{H^+} - v_{H^0}^c \rho_{H^+} \quad (7)$$

$$S_{H^0}^c = +v_{H^0}^c \rho_p - (v^{pi} + v^{ei} + v_p^c + v_{H^+}^c) \rho_{H^0} + v_{H^0}^c \rho_p \quad (8)$$

where the dynamics is governed by the sum of protons and PUI_{H^+} for the ions (index i) as well as for the neutral component (index n):

$$S_i^c = S_p^c + S_{H^+}^c = (v^{pi} + v^{ei})(\rho_H + \rho_{H^0}) \quad (9)$$

$$S_n^c = S_H^c + S_{H^0}^c = -(v^{pi} + v^{ei} + v_p^c + v_{H^+}^c) \rho_H \quad (10)$$

The ENAs $_{H^0}$ are taken into account, so that the sum over all species adds to zero. Because the ENAs produced in the solar wind have velocities around 400 km/s, they will leave the system without further interaction. In that case the hydrogen population is diminished, as indicated by the last two terms in Eq. 10. In the heliosheath where the speeds of the ENAs and the solar wind plasma are similar, the total number of neutrals remains constant and the last two terms of Eq. 10 vanish. As explained above, the second order interactions with a PUI_{H^+} and a neutral hydrogen atom produces a PUI_{H^+}' and an ENA $_{H^0}'$, which is sorted into the PUI_{H^+} and ENA $_{H^0}$ balance equations. Therefore, gains and losses in PUI_{H^+} and ENA $_{H^0}$ balance equation add to zero, e.g.: $v_{H^+}^c \rho_H = v_{H^+}^c \rho_{H^+}$ and $v_{H^0}^c \rho_{H^0} = v_{H^0}^c \rho_{H^+}$.

The balance terms in the momentum equations read:

$$\mathbf{S}_p^m = -(v_H^m + v_{H^0}^m) \rho_p \mathbf{v}_p \quad (11)$$

$$\mathbf{S}_H^m = -(v^{pi} + v^{ei} + v_p^m + v_{H^+}^m) \rho_H \mathbf{v}_H \quad (12)$$

$$\mathbf{S}_{H^+}^m = +(v^{pi} + v^{ei} + v_p^m + v_{H^+}^m) \rho_H \mathbf{v}_H + (v^{pi} + v^{ei} + v_p^m + v_{H^+}^m) \rho_{H^0} \mathbf{v}_{H^0} - (v_H^m + v_{H^0}^m) \rho_{H^+} \mathbf{v}_{H^+} \quad (13)$$

$$\mathbf{S}_{H^0}^m = +(v_H^m + v_{H^0}^m) \rho_p \mathbf{v}_p - (v^{pi} + v^{ei} + v_p^m + v_{H^+}^m) \rho_{H^0} \mathbf{v}_{H^0} - (v_p^m + v_{H^+}^m) \rho_{H^0} \mathbf{v}_{H^0} \quad (14)$$

Here the exchange between the PUI_{H^+} and hydrogen atoms must be taken into account, because the momentum loss of the PUI_{H^+} is not balanced by the momentum gain from the hydrogen.

As discussed above, we assume that the bulk velocities of all charged and neutral species are $\mathbf{v}_i = \mathbf{v}_p = \mathbf{v}_{H^0}$ and $\mathbf{v}_n = \mathbf{v}_H = \mathbf{v}_{H^+}$. This assumption does not hold everywhere, for example inside the termination shock of the heliosphere the velocities of the newly created ENAs are high and they escape the system

with out further interaction. In the heliosheath, where the bulk velocities of the charged and neutral particles are comparable, the ENA contribution to the hydrogen population shall not be neglected. For a discussion to include second order effects, see Zank et al. (1996), Pogorelov et al. (2006), Izmodenov (2007), Alouani-Bibi et al. (2011).

Then balance terms in the governing equations are:

$$\mathbf{S}_i^m = \mathbf{S}_p^m + \mathbf{S}_{PUI_{H^+}}^m = -(v_H^m + v_{H^0}^m)(\rho_p \mathbf{v}_i + \rho_{H^+} \mathbf{v}_n) + (v^{pi} + v^{ei} + v_p^m + v_{H^+}^m)(\rho_H \mathbf{v}_n + \rho_{H^+} \mathbf{v}_i) \quad (15)$$

$$\mathbf{S}_n^m = \mathbf{S}_H^m + \mathbf{S}_{H^0}^m = -(v^{pi} + v^{ei} + v_p^m + v_{H^+}^m)(\rho_H \mathbf{v}_n + \rho_{H^0} \mathbf{v}_i) + (v_H^m + v_{H^0}^m)(\rho_p \mathbf{v}_i + \rho_{H^+} \mathbf{v}_n) \quad (16)$$

For better reading, we omitted the indices for electrons and photons in the rates v^{ei} and v^{pi} because they are unique.

The energy equations are a little more complicated. We first define the total energy E_k of a species k as: $E_k = P_k + 0.5 \rho_j v_j^2$, where P_i is the (partial) thermal pressure of species i , and $\rho_j v_j^2$ the ram pressure of either the sum of ions ($j = i$) or the sum of the neutrals $j = n$. The thermal energy after the exchange is according to McNutt et al. (1998):

$$S_p^e = -2v_H^e \left(E_H \frac{\rho_p}{\rho_H} - E_p \right) - \frac{1}{2} v_H^m \rho_p \frac{w_p^2}{w_H^2 + w_p^2} (v_H^2 - v_p^2) \quad (17)$$

$$-2v_{H^0}^e \left(E_{H^0} \frac{\rho_p}{\rho_{H^0}} - E_p \right) - \frac{1}{2} v_{H^0}^m \rho_p \frac{w_p^2}{w_{H^0}^2 + w_p^2} (v_{H^0}^2 - v_p^2) \quad (18)$$

$$S_H^e = -(v^{pi} + v^{ei}) E_H - 2v_p^e \left(E_p \frac{\rho_H}{\rho_p} - E_H \right) \quad (19)$$

$$- \frac{1}{2} v_p^m \rho_H \frac{w_H^2}{w_p^2 + w_H^2} (v_p^2 - v_H^2)$$

$$-(v^{pi} + v^{ei}) E_{H^0} - 2v_{H^+}^e \left(E_{H^+} \frac{\rho_H}{\rho_{H^+}} - E_H \right)$$

$$- \frac{1}{2} v_{H^+}^m \rho_H \frac{w_H^2}{w_{H^+}^2 + w_H^2} (v_{H^+}^2 - v_H^2) \quad (20)$$

$$S_{H^+}^e = (v^{pi} + v^{ei}) E_H + 2v_p^e \left(E_p \frac{\rho_H}{\rho_p} - E_H \right) + \quad (21)$$

$$\frac{1}{2} v_p^m \rho_H \frac{w_H^2}{w_p^2 + w_H^2} (v_p^2 - v_H^2)$$

$$+(v^{pi} + v^{ei}) E_{H^0} + 2v_p^e \left(E_p \frac{\rho_{H^0}}{\rho_p} - E_{H^0} \right)$$

$$+ \frac{1}{2} v_p^m \rho_{H^0} \frac{w_{H^0}^2}{w_p^2 + w_{H^0}^2} (v_p^2 - v_{H^0}^2)$$

$$-2v_H^e \left(E_H \frac{\rho_{H^+}}{\rho_H} - E_{H^+} \right) - \frac{1}{2} v_H^m \rho_{H^+} \frac{w_{H^+}^2}{w_H^2 + w_{H^+}^2} (v_H^2 - v_{H^+}^2)$$

$$-2v_{H^0}^e \left(E_{H^0} \frac{\rho_{H^+}}{\rho_{H^0}} - E_{H^+} \right) - \frac{1}{2} v_{H^0}^m \rho_{H^+} \frac{w_{H^+}^2}{w_{H^0}^2 + w_{H^+}^2} (v_{H^0}^2 - v_{H^+}^2)$$

$$\begin{aligned}
S_{H^0}^e &= +2v_H^e \left(E_H \frac{\rho_p}{\rho_H} - E_p \right) + \frac{1}{2} v_{H^0}^m \rho_p \frac{w_p^2}{w_H^2 + w_p^2} (v_H^2 - v_p^2) \quad (22) \\
&+ 2v_{H^0}^e \left(E_{H^0} \frac{\rho_p}{\rho_{H^0}} - E_p \right) + \frac{1}{2} v_{H^0}^m \rho_p \frac{w_p^2}{w_{H^0}^2 + w_p^2} (v_{H^0}^2 - v_p^2) \\
&- (v^{pi} + v^{ei}) E_{H^0} - 2v_p^e \left(E_p \frac{\rho_{H^0}}{\rho_p} - E_{H^0} \right) \\
&- \frac{1}{2} v_p^m \rho_{H^0} \frac{w_{H^0}^2}{w_p^2 + w_{H^0}^2} (v_{H^0}^2 - v_{H^+}^2) \\
&+ 2v_H^e \left(E_H \frac{\rho_{H^+}}{\rho_H} - E_{H^+} \right) + \frac{1}{2} v_H^m \rho_{H^+} \frac{w_{H^+}^2}{w_H^2 + w_{H^+}^2} (v_H^2 - v_{H^+}^2) \\
&+ 2v_{H^0}^e \left(E_{H^0} \frac{\rho_{H^+}}{\rho_{H^0}} - E_{H^+} \right) + \frac{1}{2} v_{H^0}^m \rho_{H^+} \frac{w_{H^+}^2}{w_{H^0}^2 + w_{H^+}^2} (v_{H^0}^2 - v_{H^+}^2)
\end{aligned}$$

where we have indicated with the superscript m, e that the relative speeds from the collision integrals for the momentum and energy equation have to be taken (see Appendix B). Moreover, with the above assumption $\mathbf{v}_p = \mathbf{v}_{H^0}$ and $\mathbf{v}_H = \mathbf{v}_{H^+}$ some terms in the above energy balance equation vanish.

For the governing energy equations we have to take care of the change in the total energy, which adds the following terms:

$$S_i^{tot} = \frac{1}{2} v_p^m (v_H^2 - v_p^2) \rho_H \left(\frac{w_H^2 - 2w_p^2}{w_H^2 + w_p^2} \right) \quad (23)$$

$$\begin{aligned}
&+ \frac{1}{2} v_{H^+}^m (v_{H^0}^2 - v_{H^+}^2) \rho_{H^0} \left(\frac{w_{H^0}^2 - 2w_{H^+}^2}{w_{H^0}^2 + w_{H^+}^2} \right) \\
S_n^{tot} &= \frac{1}{2} v_H^m (v_p^2 - v_H^2) \rho_p \left(\frac{w_p^2 - 2w_H^2}{w_p^2 + w_H^2} \right) \quad (24) \\
&+ \frac{1}{2} v_{H^0}^m (v_{H^+}^2 - v_{H^0}^2) \rho_{H^+} \left(\frac{w_{H^+}^2 - 2w_{H^0}^2}{w_{H^+}^2 + w_{H^0}^2} \right)
\end{aligned}$$

because of $\mathbf{v}_p = \mathbf{v}_{H^0}$ and $\mathbf{v}_H = \mathbf{v}_{H^+}$ all other contributions vanish.

Then the balance terms in the governing energy equations are:

$$S_i^e = S_p^e + S_{H^+}^e + S_i^{tot} \quad (25)$$

$$S_n^e = S_H^e + S_{H^0}^e + S_n^{tot} \quad (26)$$

To save space we waived the explicit sums.

The photo-ionization rate is given by

$$v^{pi} = \langle \sigma^{pi} F_{EUV} \rangle_0 \frac{r_0^2}{r^2} = 8 \cdot 10^{-8} \frac{r_0^2}{r^2} [s^{-1}],$$

with $r_0 = 1 \text{ AU}$. For the electron impact rates, $v^{ei} = n_e \sigma(E_e) v_{rel,e}^{m,n} = n_e \beta_e$ is assumed and for the electron number density $n_e = (n_p + n_{PUI_{H^+}})$ (quasi neutrality). For the relative speed $v_{rel,e}^{m,n}$ a similar approach is used as in appendix B. Because of the high thermal speeds of the electrons (assuming thermal equilibrium between ions and electrons) the relative speed is roughly equal to the thermal electron speed. As discussed in Fahr & Chalov (2013) the electron temperature may increase further downstream the termination shock.

Usually all interaction terms with the newly created PUIs and ENAs are neglected, i.e. all terms in the above equations containing terms with $H+H^+$, $p+H^0$ and H^++H^0 are set to zero.

These assumptions may not hold beyond the termination shock where the speeds of charged and neutral particles can be in the same order depending on the location.

Other forms of the interaction terms are discussed by Williams et al. (1997). A detailed description of the relative speeds is given in appendix B.

To include a new species into the model, the above equations have to be extended: for each species a separate set of Euler equations is required. Differences in the ion velocities are assumed to be equalized on a kinetic scale by wave-particle interactions. Thus, for the much larger MHD scales we will assume that all ion velocities are equal to the bulk velocity of the main fluid.

Therefore, the dynamics will be governed by the above equations with the indices i, n , where now the additional species need to be added. Including helium, the set of the balance equations consists of those for H, He, H^+ , He^+ , He^{2+} , and the governing equations for ions and neutrals. In the latter the total density ρ_i is the sum of all ionized species, i.e. $\rho_i = \rho_{H^+} + \rho_{He^+} + \rho_{He^{2+}}$ and $\rho_n = \rho_H + \rho_{He}$ for the neutral species. The governing momentum equation for i, n describes the bulk velocity of the system, where the pressure term is the sum of the partial pressures of all relevant species. The energy equations have to be treated analogously. The momentum equations for the individual species can be neglected far away from obstacles, because we assume that due to wave-particle interactions all bulk velocity differences shall vanish. Close to obstacles, like the Sun/star or a shock front, the individual bulk velocities of the species may differ by the Alfvén speed, as observed in the solar wind for α -particles (Marsch et al. 1982; Gershman et al. 2012) and L. Berger (private communication). Because the Alfvénic disturbances travel along the magnetic field, which is assumed to be the Parker-spiral, the radial speed in the outer heliosphere is the bulk speed for all species. Nevertheless, these particles can induce a perpendicular pressure as well as diamagnetic effects as described for PUIs $_{H^+}$ (see Fahr & Scherer 2004b,a). A thorough discussion of the effects of α -particles in the heliosheath goes far beyond the scope of this paper, and will be studied in future work.

For all practical purposes one needs to solve the governing equations, including the continuity and energy balance equations of all other species, because they can influence the dynamics in the inner heliosheath and, more general, that of astrosheaths.

The above set of equations concerning the interaction terms have now to be extended to include the charge exchange between ionized and neutral hydrogen and/or helium atoms, as well as the electron impact reactions for both neutral species. A complete set of equations can be found in appendix C in the tables C.1 and C.2.

Since, the solar abundance of α -particles is 4% (Lie-Svendson et al. 2003) of that of the protons, and the singly-charged helium is even less abundant, we neglect in the following the interaction with ionized solar wind helium and the neutral interstellar hydrogen or helium atoms. For other astrospheres these abundances can change and also the stellar wind speed can be much higher, in that case the charge exchange and electron impact cross-sections discussed below can have completely different relevance.

All the reactions discussed in Appendix C can play an important role depending on the astro-/heliosphere model.

For example, astrospheres can have bulk velocities in the range of a few thousand km/s and hence their relative energies per nucleon can be in the ten keV range, where reactions, like $He^{2+}+H \rightarrow H^++He^+$ become important see Fig. 2 or tables C.1 and C.2, which can be neglected in the heliosphere. In the fol-

lowing section we will concentrate on the electron impact ionization of H and He and show that they play a non-negligible role in the inner heliosheath and inside the termination shock.

Note that including species others than hydrogen in charge exchange processes can change the number density of electrons, for example $\text{He}^+ + \text{He}^+ \rightarrow \text{He}^+ + \text{He}^{2+} + e$. This must be taken care off in equations containing the electron number density (not discussed here).

5. Electron impact ionization of H and He

The cross-section for the electron impact reactions were already shown in Fig. 2. To demonstrate their importance we will estimate their contribution in the governing continuity equations. They can be written in the following form (see Eq. 9):

$$S_i^c = S_p^c + S_{H^+}^c + S_{He^+}^c + S_{He^{++}}^c = +(v^{pi} + v^{ei})\rho_H \quad (27)$$

$$+ (v_{He^+}^{pi} + v_{He^+}^{ei} + v_{He^{++}}^{pi} + v_{He^{++}}^{ei})\rho_{He} \quad (28)$$

$$S_n^c = S_H^c + S_{He}^c = -(v^{pi} + v^{ei} + v_p^c)\rho_H$$

$$- (v_{He^+}^{pi} + v_{He^+}^{ei} + v_{He^{++}}^{pi} + v_{He^{++}}^{ei})\rho_{He}$$

where we have neglected all charge exchange reactions between H and He, both neutral or ionized, because the rate coefficients β_i are less than a factor 10^{-3} of those for to electron impact or photo-ionization. The only comparable rate-coefficient is that between protons and neutral hydrogen atoms. For the corresponding balance equation see appendix A. The notation $v_{He^+}^{ei}$ or $v_{He^{++}}^{ei}$ indicates the ionization of neutral helium into singly and doubly ionized helium. Moreover, we neglected all the higher order interaction between PUIs and ENAs.

Also care must be taken, when the interstellar ionized helium is taken into account. The abundances of singly-charged helium can be of the same order as those of the neutral component (Wolff et al. 1999). The incidence of He^{++} in the interstellar medium are modeled (Slavin & Frisch 2008) and are negligible according to the model.

First we assume that the interstellar abundances of helium is 10% that of hydrogen (Asplund et al. 2009), but see also Möbius et al. (2004) and Witte (2004) for the determination of the helium content based on observations inside 5 AU. Furthermore, we approximate the mass of helium m_{He} to be four times that of the hydrogen mass m_H . Then we can write for the region inside the heliopause:

$$\rho_{He} = m_{He}n_{He} = 4m_H0.1n_H = 0.4\rho_H \quad (29)$$

The consequences for the governing equations are discussed in Appendix A.

Furthermore, the photo-ionization rate at 1 AU for hydrogen and helium at solar minimum is roughly $8 \cdot 10^{-8} \text{s}^{-1}$ (Bzowski et al. 2012, 2013). With these assumptions, we can rewrite Eq. 27 and 28:

$$S_i^c = +(v^{pi} + v^{ei} + 0.4[v_{He^+}^{ei} + v_{He^{++}}^{ei}])\rho_H \quad (30)$$

$$S_n^c = -(v^{pi} + v^{ei} + v_p^c + 0.4[v_{He^+}^{ei} + v_{He^{++}}^{ei}])\rho_H \quad (31)$$

To determine the above rates, we need to estimate the relative velocities. Because, to our knowledge, the electron and helium temperatures in the heliosheath are neither observed nor modeled, we assume that the electron temperature T_e and helium temperature are the same as the proton temperature T_p , i.e. $T_p = T_e = T_{He^+} = T_{He^{2+}} = 10^6 \text{ K}$. The temperatures in the interstellar medium for the neutral hydrogen T_H and helium T_{He} are

of the order of 8000 K, but the exact values do not play a role, because only the sum of the ion and neutral temperature determines the relative speeds for protons $v_{rel,p}$ and electrons $v_{rel,e}$. For our estimation we assumed that the relative speeds $v_{rel,Hp}^{r,\sigma} = v_{rel,Hp}^{r,coll} = v_{rel,p}$. Furthermore, we suppose that in the heliosheath the relative bulk speeds are $\sqrt{(v_{p,e} - v_{H,He})^2} \approx 50 \text{ km/s}$, and neglecting the temperature of the neutrals (see above), we get:

$$v_{rel,p} = \sqrt{\frac{128k_B}{9\pi m_p} T_p + 50^2} = \sqrt{192^2 + 50^2} \approx 200 \text{ km/s}$$

$$v_{rel,e} = \sqrt{\frac{m_p}{m_e} v_{rel,p}} \approx 8250 \text{ km/s} \approx 10^4 \text{ km/s}$$

The relative speed of the electrons corresponds to an energy $E = 0.5m_e v_{rel,e}^2 \approx 200 \text{ eV}$ and we can then read from Fig. 4 that the electron impact cross-section to produce singly or doubly ionized helium differs roughly by a factor 4, and that of singly ionized helium is roughly the same as for hydrogen. Thus $\sigma^{ei}(H^+) \approx 2\sigma_{He^+}^{ei} \approx 6\sigma_{He^{++}}^{ei} \approx 6 \cdot 10^{-17} \text{ cm}^2$. From Fig. 2 we get the charge exchange cross-section $\sigma^{cx}(H^+ + H) \approx 10^{-15} \text{ cm}^2$. The electron density in the inner heliosheath is assumed to be $\rho_{p+H^+} = \rho_e = 3 \cdot 10^{-3} \text{ cm}^{-3}$. With these estimates we get for the different rates in that region:

$$v^{pi}(100AU) = 8 \cdot 10^{-8} \frac{r_0^2}{r^2} \approx 0.8 \cdot 10^{-11} [\text{s}^{-1}]$$

$$v_H^c = \rho_p \sigma^{cx} v_{rel,p} \approx 6 \cdot 10^{-11} [\text{s}^{-1}]$$

$$v_{H^+}^{ei} = \rho_e \sigma^{ei} v_{rel,e} \approx 6 \cdot 10^{-11} [\text{s}^{-1}]$$

$$v_{He^+}^{ei} = \rho_e \sigma^{ei} v_{rel,e} \approx \frac{1}{2} v_{H^+}^{ei} \approx 3 \cdot 10^{-11} [\text{s}^{-1}]$$

$$v_{He^{++}}^{ei} = \rho_e \sigma^{ei} v_{rel,e} \approx \frac{1}{12} v_{H^+}^{ei} \approx 0.5 \cdot 10^{-11} [\text{s}^{-1}]$$

see www.cbk.waw.pl/~jsokol/solarEUV.html for the photo-ionization rates of H, He, Ne, O and He^+ . From the above it is evident that all the rates are of the same order. Now Eqs 30 and 31 can be written as:

$$S_i^c = +(v^{pi} + v_{H^+}^{ei} + 0.2v_{He^+}^{ei})\rho_H \quad (32)$$

$$= v^{pi}\rho_H + 1.2v_{H^+}^{ei}\rho_H$$

$$S_n^c = -(v^{pi} + v^{ei} + v_p^c + 0.2v_{H^+}^{ei})\rho_H \quad (33)$$

$$= v^{pi}\rho_H + v_p^c\rho_H + 1.2v_{H^+}^{ei}\rho_H$$

From Eq. 32 we learn that the mass loading in the inner heliosheath for the combined He and H electron impact interaction terms is an important effect in the inner heliosheath, and not only that of hydrogen needs to be taken into account, but helium contributes about 20% to the mass loading. From Eq. 33 it is evident that within our estimation the mass loss of neutrals by electron impact is 20% that of the charge exchange between solar wind protons and neutral interstellar hydrogen.

For the momentum equations we get after a similar consideration:

$$S_i^m = -v_p^m \rho_H v_p + (v^{pi} + 1.2v_{H^+}^{ei} + v_p^m)\rho_H v_H \quad (34)$$

$$S_n^m = -(v^{pi} + 1.2v_{H^+}^{ei} + v_p^m)\rho_H v_H \quad (35)$$

where we have assumed that the interstellar bulk velocity of helium is the same as that of hydrogen.

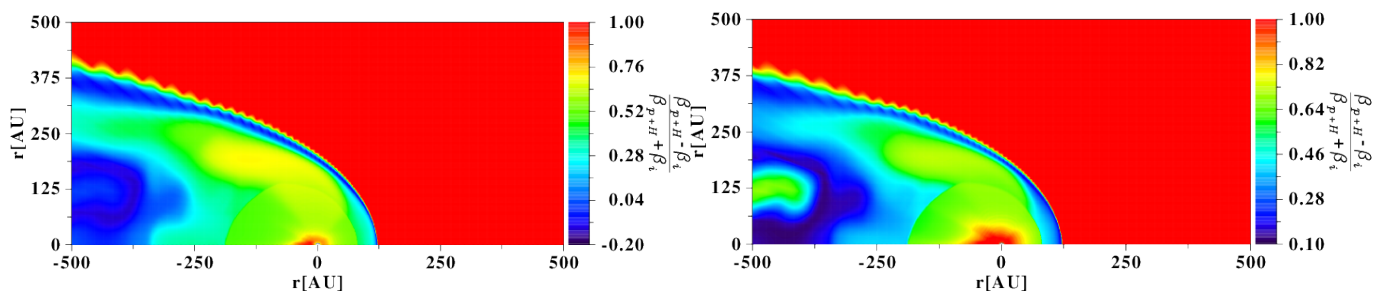


Fig. 5. The ratios as defined in Eq. 38. The left panel shows that for hydrogen while the right panel presents the ratio for singly ionized helium. Positive values indicate, that the charge exchange process ($H+H^+ \rightarrow H^++H$) dominates, while for negative values the electron impact is more relevant. Note the different scales in the color bars.

The energy balance terms become:

$$S_i^e = -v_p^e \frac{\rho_H}{\rho_p} E_p + (v^{pi} + 1.2v^{ei} + v_p^e) \frac{\rho_H}{\rho_p} E_H \quad (36)$$

$$S_n^e = -(v^{pi} + 1.2v^{ei} + v_p^e) \frac{\rho_H}{\rho_p} E_H \quad (37)$$

In Fig. 5 we present the ratios of the rates for electron impact ionization of hydrogen and helium (singly-charged). To enhance the visibility, we normalized to the charge exchange rate $\sigma(H^+ + H)$ in the following form:

$$r = \frac{v_p^c - v_X^{ei}}{v_p^c + v_X^{ei}} \quad (38)$$

where $X \in \{H, He\}$. The ratio r is estimated from an existing dynamic model with high speed streams over the poles. The cross-sections are calculated from the modeled plasma parameters, hence they are not self-consistently taken into account. Nevertheless, it demonstrates the relative importance of electron impact ionization in the heliosphere, which finally has to be modeled self-consistently. Fig. 5 shows a contribution around 20%, as discussed above, especially in the tail region. The importance can be seen, when estimating the Alfvén speed, which is inversely proportional to the square root of the total density of charged particles. An enhancement of 20% in the charged density (according to the model by Slavin & Frisch 2008) will lead to approximately 10% reduction in the Alfvén speed. This is important in the recent discussion about the bow shock (McComas et al. 2012). It can even be seen in Fig. 5 that also inside the termination shock, electron impact ionization is not negligible.

As can be inferred from Fig. 5, the electron impact is significant almost everywhere inside the heliopause and dominates close to the heliopause and in the tail region, at least for ionization of hydrogen. The structures in the heliotail visible in Fig. 5 are caused by the previous solar cycle activities, which are still propagating down the heliotail (see Scherer & Fahr 2003b,a; Zank & Müller 2003). For the above calculations, we have estimated the cross-section from the relative velocity and temperature taken from the model, with the assumption of thermal equilibrium. It shows also that our rough approximations above are quite good.

The discussion shows that electron impact effects for hydrogen and helium needs to be taken into account to improve heliospheric models, which otherwise can lead to results that differ in extreme by 20% (see Eqs 32 to 38).

6. Helium loss in the inner heliosheath

To interpret IBEX observation, for helium and other species (Bzowski et al. 2012), it is important to know how much helium

is lost in the inner heliosheath. To get an idea of the order of these losses, we use the balance continuity equation for helium:

$$\frac{\partial \rho_{He}}{\partial t} + \nabla \cdot (\rho_{He} \mathbf{V}) = S_{He}^c = -(v^{pi} + v_{He^+}^{ei} + v_{He^{++}}^{ei}) \rho_{He} \quad (39)$$

where we have taken from Table C.1 in appendix C only the photo-ionization to singly charged helium, and the electron impact to both ionization states as losses. Other losses are small, even the photo-ionization to the doubly-charged state (Rucinski et al. 1996). In the heliosheath the plasma is subsonic, and with the usual assumption of incompressibility for subsonic flows the divergence term may be neglected. Nevertheless, because due to the ionization some particles are lost, this assumption holds rigorously no longer true. If we assume for the moment, that we can neglect the divergence, then Eq. 39 has the solution

$$\rho_{He} = \rho_0 e^{-t/\tau} \quad (40)$$

with $\tau^{-1} = v^{pi} + v_{He^+}^{ei} + v_{He^{++}}^{ei}$. For the following estimation, we further assume a lower limit for the photo-ionization rate at 1 AU $v^{pi}(1AU) = 8 \cdot 10^{-8} s^{-1}$ (Rucinski et al. 2003) and that it decreases like r^{-2} , the heliosheath has a width of 40 AU, and that the photo-ionization rate inside the heliosheath has a constant value $v^{pi}(100AU) = 8 \cdot 10^{-12} s^{-1}$. Since the total temperature in the heliosheath is 10^6 K (see Livadiotis et al. (2011), but also Richardson et al. (2008) for a lower proton temperature) then with the values for the electron impact as discussed above, we get $\tau \approx 300$ years. Particles with speeds of 20,25,30 km/s need $\approx 9.45, 7.56,$ and 6.29 years to travel through the inner heliosheath. Inserting these numbers into Eq. 40 leads to a decrease of 2-3% over that distance. Increasing the distance between the heliopause and termination shock, i.e. for higher latitudes or different solar activity, these numbers will increase approximately linearly.

This loss is of the same order as that determined by Cummings et al. (2002), who discussed, in view of anomalous cosmic ray composition, a loss of helium in the heliosheath in the order of 5% in the inner heliosheath. Obviously for more extended astrosheaths these losses may be even more pronounced.

7. Charge exchange with particles of different masses

For the interaction of particles with different mass, the approach by McNutt et al. (1998) can be applied. The calculation of the collision integrals between two species requires the knowledge of the functional form of the charge-exchange cross-section, i.e.

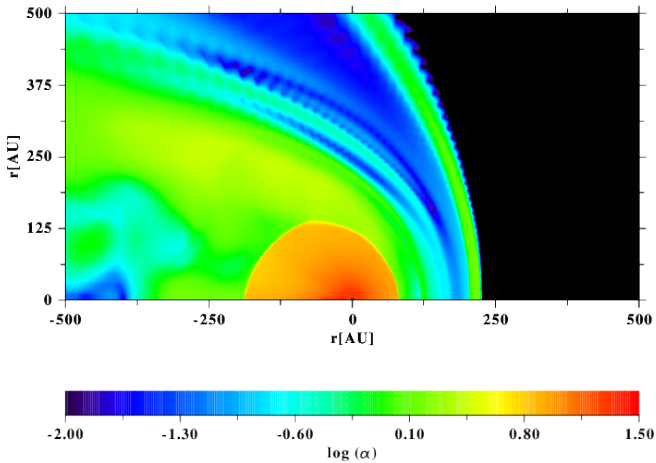


Fig. 6. The α parameter throughout the heliosphere. α is the ratio of the modulus of the relative bulk velocity to the thermal speed of both species. see Eq. 43.

one has to solve integrals of the form:

$$I_{\text{coll}}^{c,e} \propto \int_0^{\infty} f_1 f_2 g^k \sigma^{cx}(g) dg \quad (41)$$

$$I_{\text{coll}}^{c,e} \propto \int_0^{\infty} f_1 f_2 g \sigma^{cx}(g) dg \quad (42)$$

where $|\mathbf{g}| = |\mathbf{V}_2 - \mathbf{V}_1|$ is the modulus of the velocities $\mathbf{V}_1, \mathbf{V}_2$ of the individual particles of species 1 or 2, and the indices c, m, e indicate the integrals for the continuity, momentum and energy equation (see Eq. A.1), $k \in \{1, 3\}$ for c, e , respectively. The collision integrals are equivalent to the balance terms $S^{c,e}$ and, which are their solution under simplifying assumptions, for an example see below.

In most derivations it is assumed that $\sigma^{cx}(g)$ is nearly constant (Heerikhuisen et al. 2008; McNutt et al. 1998; Alouani-Bibi et al. 2011). This is in general not the case, even for $\sigma^{cx}(H + p)$ this holds only below energies of 5 keV. Unfortunately, the integrals $I_{\text{coll}}^{c,m,e}$ can only be solved analytically for polynomial functional dependence of σ^{cx} . The way out of this dilemma was sketched by McNutt et al. (1998) by developing σ^{cx} into a Taylor series and assuming that after a given order all higher order terms vanish. McNutt et al. (1998) required that only the zeroth order is relevant, and determined the characteristic speed ($g_0^{c,m,e} \equiv u_{c,m,e}^{cx}$) at which the cross-sections should be taken. The authors calculated the characteristic speed by putting the first order of the Taylor expansion of σ^{cx} into the integrals $I_{\text{coll}}^{c,m,e}$ and requiring that the sum of these integrals vanishes. The latter allows to determine a characteristic speed, following mathematically from the mean value theorem for integrals. Nevertheless, the above procedure holds only as long as the cross-sections are weakly varying. In general, this is not true and as correction the higher order terms shall be used (see appendix B).

Moreover, the relative velocities calculated for the collision integrals $I_{\text{coll}}^{c,m,e}$ are mutually distinct and also not identical with the characteristic speeds discussed above, see also appendix B. With a slightly different notation introduced in appendix B compared to the above cited paper, the dimensionless parameter α reads:

$$\kappa = \frac{1}{w_1^2 + w_2^2}; \quad \alpha = \sqrt{(\mathbf{v}_2 - \mathbf{v}_1)^2} \sqrt{\kappa} \quad (43)$$

with the individual particle velocities $\mathbf{v}_1, \mathbf{v}_2$ and thermal speeds w_1, w_2 for the particles of species 1 or 2, respectively. Then one finds that the above mentioned different speeds normalized to the thermal speeds are functions of α only, i.e. $\tilde{u}_i^j(\alpha) = \sqrt{\kappa} u_i^j$, where $j \in \{c, m, e, P\}$ for the continuity, momentum and energy equations and $j = P$ for the thermal pressure, respectively. The index $i \in \{cx, rel\}$ are the speeds needed for the characteristic speeds in the charge exchange cross-section and the corresponding relative speeds, respectively. All speeds u_i^j are called ‘‘collision’’ speeds in the following. The explicit formulas are stated in appendix B.

In Fig. 6 the parameter α is presented throughout the heliosphere. It can be seen that the α parameter ranges from values near zero close to the heliopause, in the tail region and in the outer heliosheath, where the relative velocities are small, but the thermal ones high, to values in the range of 30 inside the termination shock, where the relative velocity is high and the thermal speed low. In the left panel of Fig. 7 the dependence of the u_i^j from α is shown and in the right panel of Fig. 7 the relative ‘‘error’’ $f_i = (u_i^{rel} - u_i^{cx})/u_i^{rel}$ is presented.

It can be seen that the collision speeds for the continuity equations nicely follow the approximation $u_c^{rel} \approx u_c^{cx}$ for $\alpha > 1$, while the speeds $u_{m,e}^{cx}$ and $u_{m,e}^{rel}$ for the momentum and energy equation, respectively, differ strongly for all values of α , as well as those for the continuity equations for small α , as can be nicely seen in the right panel of Fig. 7.

Given the above speeds the charge exchange terms read:

$$S_i^c = \pm \frac{\rho_1 \rho_2}{m_i} \sigma^{cx}(u_c^{cx}) u_c^{rel} \quad (44)$$

$$S_i^m = \pm \frac{\rho_1 \rho_2}{m_1 + m_2} \sigma^{cx}(u_m^{cx}) u_m^{rel} \Delta \mathbf{v} \quad (45)$$

$$S_i^e = \pm \frac{\rho_1 \rho_2}{m_1 + m_2} \left(\frac{2k_B(T_2 - T_1)}{m_1 + m_2} \sigma^{cx}(u_e^{cx}) u_e^{rel} + \sigma^{cx}(u_m^{cx}) u_m^{rel} (v_1^2 + v_2^2) + \frac{1}{2} \frac{w_2^2 - w_1^2}{w_1^2 + w_2^2} \sigma^{cx}(u_m^{cx}) u_m^{rel} (\Delta v)^2 \right) \quad (46)$$

In the above formulas $i \in \{1, 2\}$ stands for the respective particle species, and the \pm sign has to be chosen in such a way that a loss in one species (for example ions) is a gain in another one (for example fast neutrals).

Even when the neutrals are treated kinetically (Izmodenov et al. 2005; Heerikhuisen et al. 2008), the moments of the collision integrals must be calculated, because the ions are handled with an MHD approach, in which implicitly the solution of those for Maxwellian-distributed particles are modeled. Thus, the above calculations have to be repeated with a different velocity distribution, like a κ -distribution (Heerikhuisen et al. 2008) to obtain the required collision speeds.

Moreover, as discussed briefly in appendix B, the above discussion is only valid when the cross-sections are mainly independent of the collision speeds u_i^{cx} . This is in general not true, even for the reaction $H + p$ this holds only for energies (speeds) below 5 keV (≈ 1000 km/s) and thus the assumption of a nearly constant cross-section may not be valid for high speed streams of the solar wind, and not even for astrospheres of hot stars, where the speed is of the order of a few 1000 km/s. Thus higher order approximations of the Taylor expansions are required. Because this leads to clumsy expressions, which also need a lot of computational effort, it may be better for practical purposes to solve the collision integrals numerically as in Fichtner et al. (1996).

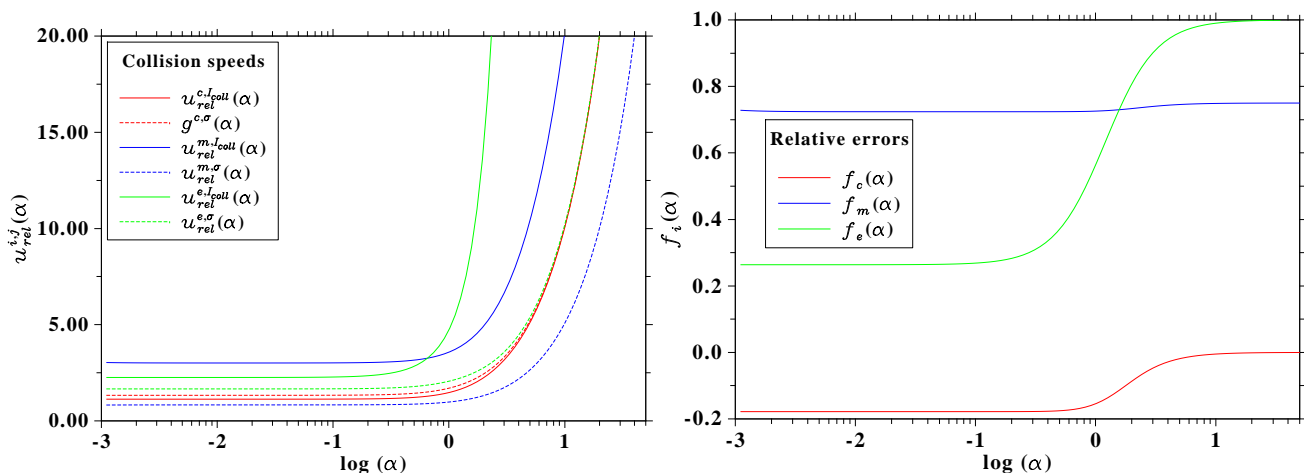


Fig. 7. The characteristic collision speeds normalized to the thermal speed as function of the parameter α (left panel) and the relative “error” $f_r = (u_{rel}^{r,fpoll} - u_{rel}^{r,\sigma})/u_{rel}^{r,fpoll}$, $r \in \{c, m, e\}$.

8. Astrospheres revisited

Most of the aspects discussed above hold in general for astrospheres. Nevertheless, because the stellar winds and the interstellar medium can be largely different to that of the heliosphere care must be taken which of the collision channels displayed in Table C.1 and C.2 needs to be taken into account. For example, a stellar wind of 2000 km/s has kinetic energies around 20 keV and most of the interactions become important. Such wind speeds are derived by Vidotto et al. (2011) and common in winds around hot stars (Arthur 2012; Decin et al. 2012). For such astrospheres, we can have strong bow shocks, because the interstellar wind is comparatively strong. We may then encounter the situation where the low FIP (first ionization potential) elements cannot reach the inner astrosheath, but the high FIP elements do. This gives an interesting aspect when discussing acceleration of energetic particles. Such a filtering of low FIP elements happens in the heliosphere concerning carbon, which becomes easily ionized already in the interstellar medium and thus cannot penetrate into the heliosphere (Cummings et al. 2002).

In astrospheres additional effects can play a role, like elastic collisions into an excited atomic state and subsequent photon emission, thus energy loss. Recombination can take place, as well as Bremsstrahlung or Synchrotron radiation, when a strong enough magnetic field is present, which can lead to additional cooling of the stellar wind plasma.

Astrospheres show a variety of shapes and all can be described by a set of (hybrid) (M)HD equations discussed in Appendix A. If the surrounding interstellar medium is particularly ionized, it must be carefully checked which of the charge exchange reactions play a role. Especially, the charge exchange between particles with different masses needs to be carefully implemented, because in the collision integrals the reduced mass $m_i/(m_i + m_j)$ (where m_i, m_j denote the corresponding mass of species i, j) appears as a factor.

9. Conclusions

We have demonstrated that electron impact ionizations are important processes inside the heliopause and particularly in the heliosheath, while other charge exchange processes, except that of $H^+ + H \rightarrow H^+ + H$, have been neglected because of their small cross-sections for solar wind speeds. The latter become important when modeling astrospheres, where the stellar wind speeds

can be larger by a factor 5 or more (up to 3000 km/s (Arthur 2012)). In that case it is evident from Fig. 2 that a thorough discussion of the charge exchange between hydrogen and helium atoms, both neutral and ionized, is needed. The newly born PUIs heat the stellar wind even inside the termination shock, so that the threshold for electron impact ionization is exceeded, and here electron impact plays a role, which then can further diminish the neutral helium density by another 3%.

Care must also be taken, because the cross-sections are taken from a fit curve which may deviate by up to 10% from the data, see also the discussion by Bzowski et al. (2013). Moreover, for the continuity, momentum and energy equations the different collision speeds need to be taken into the modeling efforts. Additionally, depending on the representation of the cross-sections, the assumption that they are nearly constant, as in McNutt et al. (1998); Heerikhuisen et al. (2008) over a wide range, does not hold anymore. Therefore, either higher order corrections in the Taylor expansion of the cross-sections need to be taken into account, or a numerical estimation of the collision integrals is needed in the modeling of the heliosphere or astrospheres.

Especially for astrospheres, which can have relative speeds of a few thousand kilometers per second, the non-resonant charge exchange processes for helium become more and more important. For the huge astrospheres of O-stars of tens of parsecs (Arthur 2012) the ionization of other species should be carefully considered, because they can play a role in heating the supersonic stellar wind.

Also in the heliosphere during high-speed solar wind streams or coronal mass ejections traveling into the outer regions of the heliosphere the dynamics of the solar wind and propagating shock fronts of CMEs will be influenced by charge exchange processes, including electron impact, and by different helium ionizing processes.

For (M)HD simulations, one can use the governing equations, i.e. one set of Euler equations for the combined ions and one for the sum of neutrals. The densities of all included species can be handled with a test particle approach, i.e. only solving the corresponding continuity equation to get the correct density distribution in the heliosphere. A better strategy is to solve in addition the energy equation for each species to get their contribution to the total pressure self-consistently. In the governing energy equation also a sophisticated heat transport can be included. In a forthcoming work we will include the above described processes in our model, especially add a new species namely he-

lium, as well as heat flow caused by the electrons and study the relevance of all these effects.

Finally, there are clear indications that the electrons downstream of the termination shock can easily attain much higher temperatures compared to that of the protons (Fahr & Chalov 2013).

We further point out that the He⁺ abundance modeled by Slavin & Frisch (2008) reduces the Alfvén speed by about 10%, which again shows the importance to include helium in models.

We have shown here that all charge exchange processes needs to be reanalyzed carefully in order to minimize the errors in large-scale models and to improve the fits to the newly available IBEX and Voyager data.

Acknowledgements. KS and HF are grateful to the *Deutsche Forschungsgemeinschaft, DFG* for funding the projects FI706/15-1 and SCHE334/10-1. MB was supported by the Polish Ministry for Science and Higher Education grant N-N203-513-038, managed by the National Science Centre. SESF thanks the South African National Research Foundation for financial support.

References

- Aleksashov, D. B., Izmodenov, V. V., & Grzedzielski, S. 2004, *Advances in Space Research*, 34, 109
- Alouani-Bibi, F., Opher, M., Alexashov, D., Izmodenov, V., & Toth, G. 2011, *ApJ*, 734, 45
- Arnal, E. M. 2001, *AJ*, 121, 413
- Arnaud, M. & Rothenflug, R. 1985, *A&AS*, 60, 425
- Arthur, S. J. 2012, *MNRAS*, 421, 1283
- Asplund, M., Grevesse, N., Sauval, A. J., & Scott, P. 2009, *ARA&A*, 47, 481
- Badnell, N. R. 2006, *A&A*, 447, 389
- Baranov, V. B., Izmodenov, V. V., & Malama, Y. G. 1998, *J. Geophys. Res.*, 103, 9575
- Baranov, V. B. & Malama, Y. G. 1993, *J. Geophys. Res.*, 98, 15157
- Ben-Jaffel, J., Strumik, M., Ratkiewicz, R., & Grygorczuk, J. 2013, *ApJ*, 779, 130
- Ben-Jaffel, L. & Ratkiewicz, R. 2012, *A&A*, 546, A78
- Blasi, P., Morlino, G., Bandiera, R., Amato, E., & Caprioli, D. 2012, *ApJ*, 755, 121
- Borovikov, S. N., Pogorelov, N. V., Burlaga, L. F., & Richardson, J. D. 2011, *ApJ*, 728, L21+
- Boyd, T. J. M. & Sanderson, J. J. 2003, *The Physics of Plasmas* (Cambridge University Press)
- Bzowski, M., Kubiak, M. A., Möbius, E., et al. 2012, *ApJS*, 198, 12
- Bzowski, M., Möbius, E., Tarnopolski, S., Izmodenov, V., & Gloeckler, G. 2008, *A&A*, 491, 7
- Bzowski, M., Sokół, J., Tokumaru, M., et al. 2013, in *Cross-Calibration of Past and Present Far UV Spectra of Solar System Objects and the Heliosphere*, ed. M. S. R.M. Bonnet, E. Quémerais, Vol. ISSI Scientific Report Series 13 (Springer Science +Business Media, New York), 67–138
- Cabrera-Trujillo, R. 2010, *Plasma Sources Science Technology*, 19, 034006
- Cichowalski, S., Arnal, E. M., Cappa, C. E., Pineault, S., & St-Louis, N. 2003, *MNRAS*, 343, 47
- Cummings, A. C., Stone, E. C., & Steenberg, C. D. 2002, *ApJ*, 578, 194
- Dayeh, M. A., McComas, D. J., Allegrini, F., et al. 2012, *ApJ*, 749, 50
- de Avillez, M. A. & Breitschwerdt, D. 2012, *ArXiv e-prints*
- Decin, L., Cox, N. L. J., Royer, P., et al. 2012, *A&A*, 548, A113
- Effenberger, F., Fichtner, H., Scherer, K., et al. 2012, *ApJ*, 750, 108
- Fahr, H. & Scherer, K. 2004a, *Annales Geophysicae*, 22, 2229
- Fahr, H. J. 1968, *Ap&SS*, 2, 474
- Fahr, H. J. 1979, *A&A*, 77, 101
- Fahr, H. J. 2007, *Annales Geophysicae*, 25, 2649
- Fahr, H.-J. & Chalov, S. 2013, submitted
- Fahr, H.-J. & Fichtner, H. 1995, *Sol. Phys.*, 158, 353
- Fahr, H.-J., Fichtner, H., & Scherer, K. 2007, *Reviews of Geophysics*, 45, 4003
- Fahr, H. J., Kausch, T., & Scherer, H. 2000, *A&A*, 357, 268
- Fahr, H. J. & Ruciński, D. 1999, *A&A*, 350, 1071
- Fahr, H. J. & Ruciński, D. 2001, *Space Sci. Rev.*, 97, 407
- Fahr, H. J. & Scherer, K. 2004b, *A&A*, 421, L9
- Fahr, H.-J., Siewert, M., & Chashei, I. 2012, *Ap&SS*, 341, 265
- Fichtner, H., Sreenivasan, S. R., & Vormbrock, N. 1996, *Journal of Plasma Physics*, 55, 95
- Fite, W. L., Smith, A. C. H., & Stebbings, R. F. 1962, *Proc. Roy. Soc. A*, 286, 527
- Funsten, H. O., Allegrini, F., Crew, G. B., et al. 2009, *Science*, 326, 964
- Gerbig, D. & Schlickeiser, R. 2007, *ApJ*, 664, 750
- Gershman, D. J., Zurbuchen, T. H., Fisk, L. A., et al. 2012, *J. Geophys. Res.*, 117, 0
- Gloeckler, G. & Geiss, J. 1998, *Space Sci. Rev.*, 86, 127
- Gradstein, I. S. & Ryshik, I. M. 1981, *Summen, Produkt- Und Integraltafeln* (Harri Deutsch)
- Grzedzielski, S., Bzowski, M., Czechowski, A., et al. 2010, *ApJ*, 715, L84
- Heerikhuisen, J., Florinski, V., & Zank, G. P. 2006, *J. Geophys. Res.*, 111, 6110
- Heerikhuisen, J., Pogorelov, N. V., Florinski, V., Zank, G. P., & le Roux, J. A. 2008, *ApJ*, 682, 679
- Isenberg, P. A. 1995, *Reviews of Geophysics*, 33, 623
- Izmodenov, V., Malama, Y., & Ruderman, M. S. 2005, *A&A*, 429, 1069
- Izmodenov, V., Malama, Y. G., Gloeckler, G., & Geiss, J. 2003, *ApJ*, 594, L59
- Izmodenov, V. V. 2007, *Space Sci. Rev.*, 130, 377
- Izmodenov, V. V. & Baranov, V. B. 2006, *ISSI Scientific Reports Series*, 5, 67
- Izmodenov, V. V., Malama, Y. G., & Ruderman, M. S. 2008, *Adv. Space Res.*, 41, 318
- Kingdon, J. B. & Ferland, G. J. 1996, *ApJS*, 106, 205
- Koutroumpa, D., Lallement, R., Kharchenko, V., & Dalgarno, A. 2009, *Space Sci. Rev.*, 143, 217
- Lallement, R., Quémerais, E., Bertaux, J. L., et al. 2005, *Science*, 307, 1447
- Lallement, R., Quémerais, E., Koutroumpa, D., et al. 2010, *Twelfth International Solar Wind Conference*, 1216, 555
- Lamers, H. J. G. L. M. & Cassinelli, J. P. 1999, *Introduction to Stellar Winds* (Cambridge, UK: Cambridge University Press, ISBN 0521593980)
- Lenchek, A. M. 1964, *Annales d'Astrophysique*, 27, 219
- Lie-Svensden, Ø., Hansteen, V. H., & Leer, E. 2003, *ApJ*, 596, 621
- Lindsay, B. G. & Stebbings, R. F. 2005, *J. Geophys. Res.*, 110, 12213
- Livadiotis, G., McComas, D. J., Dayeh, M. A., Funsten, H. O., & Schwadron, N. A. 2011, *ApJ*, 734, 1
- Lotz, W. 1967, *ApJS*, 14, 207
- Lotz, W. 1970, *Zeitschrift für Physik*, 232, 101
- Maher, L. J. & Tinsley, B. A. 1977, *J. Geophys. Res.*, 82, 689
- Maksimovic, M., Pierrard, V., & Riley, P. 1997, *Geophys. Res. Lett.*, 24, 1151
- Malama, Y. G., Izmodenov, V. V., & Chalov, S. V. 2006, *A&A*, 445, 693
- Marsch, E., Rosenbauer, H., Schwenn, R., Muehlhaeuser, K.-H., & Neubauer, F. M. 1982, *J. Geophys. Res.*, 87, 35
- Mattioli, M., Mazzitelli, G., Finkenthal, M., et al. 2007, *Journal of Physics B Atomic Molecular Physics*, 40, 3569
- Mazzotta, P., Mazzitelli, G., Colafrancesco, S., & Vittorio, N. 1998, *A&AS*, 133, 403
- McComas, D. J., Allegrini, F., Bochsler, P., et al. 2009, *Space Sci. Rev.*, 146, 11
- McComas, D. J., Dayeh, M. A., Allegrini, F., et al. 2012, *ApJS*, 203, 1
- McNutt, Jr., R. L., Lyon, J., & Goodrich, C. C. 1998, *J. Geophys. Res.*, 103, 1905
- Möbius, E., Bochsler, P., Bzowski, M., et al. 2012, *ApJS*, 198, 11
- Möbius, E., Bzowski, M., Chalov, S., et al. 2004, *A&A*, 426, 897
- Müller, H., Zank, G. P., & Wood, B. E. 2001, *ApJ*, 551, 495
- Müller, H.-R. 2012, in *Astronomical Society of the Pacific Conference Series*, Vol. 459, *Numerical Modeling of Space Plasma Slows* (ASTRONUM 2011), ed. N. V. Pogorelov, J. A. Font, E. Audit, & G. P. Zank, 228
- Müller, H.-R., Florinski, V., Heerikhuisen, J., et al. 2008, *A&A*, 491, 43
- Müller, H.-R. & Zank, G. P. 2004a, *J. Geophys. Res.*, 109, 7104
- Müller, H.-R. & Zank, G. P. 2004b, in *American Institute of Physics Conference Series*, Vol. 719, *Physics of the Outer Heliosphere*, ed. V. Florinski, N. V. Pogorelov, & G. P. Zank, 99–104
- Nekrasov, A. K. 2012, *MNRAS*, 419, 522
- Ohira, Y. 2012, *ApJ*, 758, 97
- Opher, M., Richardson, J. D., Toth, G., & Gombosi, T. I. 2009, *Space Sci. Rev.*, 143, 43
- Osterbart, R. & Fahr, H. J. 1992, *A&A*, 264, 260
- Pauls, H. L., Zank, G. P., & Williams, L. L. 1995, *J. Geophys. Res.*, 100, 21595
- Pogorelov, N. V., Heerikhuisen, J., Zank, G. P., & Borovikov, S. N. 2009, *Space Sci. Rev.*, 143, 31
- Pogorelov, N. V., Zank, G. P., & Ogino, T. 2004, *ApJ*, 614, 1007
- Pogorelov, N. V., Zank, G. P., & Ogino, T. 2006, *ApJ*, 644, 1299
- Pollock, A. M. T. 2012, *Astronomische Nachrichten*, 333, 351
- Prested, C., Opher, M., & Toth, G. 2012, *ArXiv e-prints*
- Provornikova, E., Izmodenov, V. V., & Lallement, R. 2012, *Astronomische Nachrichten*, 333, 393
- Ratkiewicz, R. & Grygorczuk, J. 2008, *Geophys. Res. Lett.*, 35, 23105
- Richardson, J. D., Kasper, J. C., Wang, C., Belcher, J. W., & Lazarus, A. J. 2008, *Nature*, 454, 63
- Richardson, J. D. & Wang, C. 2010, *ApJ*, 711, L44
- Ritzerveld, J. 2005, *A&A*, 439, L23
- Ruciński, D., Bzowski, M., & Fahr, H.-J. 1998, *A&A*, 334, 337
- Ruciński, D., Bzowski, M., & Fahr, H. J. 2003, *Annales Geophysicae*, 21, 1315
- Ruciński, D., Cummings, A. C., Gloeckler, G., et al. 1996, *Space Sci. Rev.*, 78, 73
- Ruciński, D. & Fahr, H. J. 1989, *A&A*, 224, 290
- Saul, L., Bzowski, M., Fuselier, S., et al. 2013, *ApJ*, 767, 130

- Scherer, K. & Fahr, H. J. 2003a, *Annales Geophysicae*, 21, 1303
Scherer, K. & Fahr, H. J. 2003b, *Geophys. Res. Lett.*, 30, 17
Scherer, K. & Ferreira, S. E. S. 2005, *ASTRA*, 1, 17
Scherer, K. & Fichtner, H. 2014, *ApJ*
Shalchi, A., Dosch, A., Le Roux, J. A., Webb, G. M., & Zank, G. P. 2012, *Phys. Rev. E*, 85, 026411
Slavin, J. D. & Frisch, P. C. 2008, *A&A*, 491, 53
Sokół, J. M., Bzowski, M., Tokumaru, M., Fujiki, K., & McComas, D. J. 2012, *Sol. Phys.*, 95
Usmanov, A. V. & Goldstein, M. L. 2006, *J. Geophys. Res.*, 111, 7101
Vasyliunas, V. M. & Siscoe, G. L. 1976, *J. Geophys. Res.*, 81, 1247
Vidotto, A. A., Jardine, M., Opher, M., Donati, J. F., & Gombosi, T. I. 2011, *MNRAS*, 412, 351
Voronov, G. S. 1997, *Atomic Data and Nuclear Data Tables*, 65, 1
Wang, Q. D. & Liu, J. 2012, *Astronomische Nachrichten*, 333, 373
Wiengarten, T., Kleimann, J., Fichtner, H., et al. 2013, *J. Geophys. Res.*, 118, 29
Williams, L. L., Hall, D. T., Pauls, H. L., & Zank, G. P. 1997, *ApJ*, 476, 366
Witte, M. 2004, *A&A*, 426, 835
Wolff, B., Koester, D., & Lallement, R. 1999, *A&A*, 346, 969
Wood, B. E., Izmodenov, V. V., Linsky, J. L., & Alexashov, D. 2007, *ApJ*, 659, 1784
Zank, G. P., Heerikhuisen, J., Wood, B. E., et al. 2013, *ApJ*, 763, 20
Zank, G. P., Matthaeus, W. H., & Smith, C. W. 1996, *J. Geophys. Res.*, 101, 17093
Zank, G. P. & Müller, H. 2003, *J. Geophys. Res.*, 108, 1240

Appendix A: Set of MHD equations

A general set of the Eulerian continuity-, momentum-, and energy equations are the following (see e.g. Boyd & Sanderson 2003):

$$\frac{\partial}{\partial t} \begin{bmatrix} \rho_j \\ \rho_j \mathbf{v}_j \\ E_j \\ \mathbf{B} \end{bmatrix} + \nabla \cdot \begin{bmatrix} \rho_j \mathbf{v}_j \\ \rho_j \mathbf{v}_j \mathbf{v}_j + P_j \hat{\mathbf{I}} - \frac{\mathbf{B}\mathbf{B}}{4\pi} \\ (E_j + P_j) \mathbf{v}_j - \frac{\mathbf{B}(\mathbf{B} \cdot \mathbf{v}_j)}{4\pi} \\ \mathbf{v}_j \mathbf{B} - \mathbf{B} \mathbf{v}_j \end{bmatrix} = \begin{bmatrix} 0 \\ \rho_j \mathbf{F} + \nabla \cdot \hat{\sigma} \\ \rho_j \mathbf{v}_j \cdot \mathbf{F} + \nabla \cdot (\mathbf{v}_j \cdot \hat{\sigma}) - \nabla \cdot \mathbf{Q} \\ 0 \end{bmatrix} + \begin{bmatrix} S_j^c \\ \mathbf{S}_j^m \\ S_j^e \\ A_j \end{bmatrix} \quad (\text{A.1})$$

- \mathbf{v}_j = fluid velocity
- ρ_j = fluid density
- E_j = internal energy of fluid
- P_j = pressure of fluid
- $\hat{\mathbf{I}}$ = unit tensor
- $\hat{\sigma}$ = viscosity/stress tensor
- \mathbf{F} = external force per unit mass and volume
- \mathbf{Q} = heat flow
- S_j^c = sources and sinks
- A_j = ambipolar diffusion between ions and neutrals

Where the index $j \in \{H, H^+, He, He^+, He^{++}, i, n\}$. As discussed above for the index j of the ionized fluid, the density is the sum of all densities of ionized species, the total pressure $P_j = \sum_k P_k$, the total energy $E_j = \sum_k E_k$, with $k \in \{H^+, He^+, He^{++}\}$.

The force densities, stress tensor and the heat transport on the right hand side of Eqs A.1 are usually neglected in modeling the large scale of structure of the heliosphere, i.e. $\mathbf{F} = \hat{\sigma} = \mathbf{Q} = 0$. While external forces, like the solar gravitation, can be neglected, the stress tensor $\hat{\sigma}$ will play an important role in studying the details of the termination shock or heliopause structure, but, to our knowledge was not discussed so far. Especially the heat transport by electrons can be expected to be significant, because of the high thermal speed of these particles, and will be

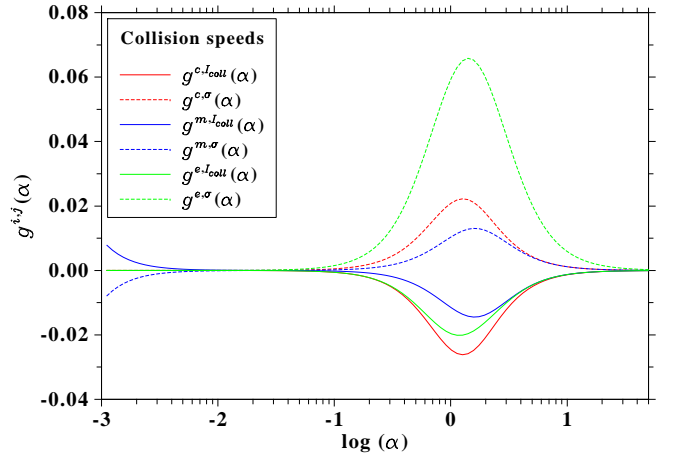


Fig. B.1. The relative errors $g^{i,j} = (u_{rel}^{i,j} - \tilde{u}_{rel}^{i,j})/u_{rel}^{i,j}$ of the fitted characteristic collision speeds, where \tilde{u}_j^i are the approximations given in Eqs B.3- B.8.

analyzed in future work. If the right hand side of Eq. A.1 vanishes the set of equations is called ideal MHD.

From Eq. 29 it is evident that the interstellar helium contributes about 40% to the total mass density, thus the total mass density ρ_n in the above neutral continuity equation is $\rho_n = \rho_H + \rho_{He} \approx 1.4\rho_H$. This results in an increased ram pressure and momentum flow $\rho_n \mathbf{v}_n$. Together with the total pressure $P_n = P_H + P_{He} = \kappa(n_H T_H + n_{He} T_{He})$ and the previous made assumption $T_H = T_{He}$ and $n_{He} = 0.1n_H$ yields $P_n = 1.1P_H$. The above estimates show, that helium contributions are not negligible. A similar consideration holds for the governing equations of the charged particles.

If the helium inflow velocity differs in direction from the hydrogen (Lallement et al. 2005), then helium has to be treated as separate fluid and an additional complete set of the above Euler-equations must be solved. If one can assume that the flow velocities of the neutrals and charged fluids are the same for all neutral and ionized species, then it is sufficient to solve the two governing equations and treat the other species as tracer particles to calculate their densities and thermal pressures.

Handling the neutrals with a kinetic set of equations (Izmodenov 2007; Heerikhuisen et al. 2008) requires a similar approach for the collision integrals (see Eq. 41 and 42) to obtain the balance terms $S_j^c, \mathbf{S}_j^m, S_j^e$ for the above (M)HD equations of charged particles, when including heavier ions.

Appendix B: “Collision” speeds

For the interaction of particles with different masses (non-resonant charge exchange processes), the approach by McNutt et al. (1998) can be applied. Nevertheless, the relative velocities for the momentum exchange differ from those for the energy exchange in contrast to what is discussed in McNutt et al. (1998):

$$w_i^2 = \frac{k_B T_i}{2m_i}; \quad \kappa = \frac{1}{w_1^2 + w_2^2}; \quad \Delta \mathbf{v} = \mathbf{v}_2 - \mathbf{v}_1; \\ \Delta v = \sqrt{(\mathbf{v}_2 - \mathbf{v}_1)^2}; \quad \alpha = \Delta v \sqrt{\kappa}$$

As described in the formulas 57 to 60 in McNutt et al. (1998) the relative speeds for the cross-sections for charge exchange differ for all three Euler equations, as well as the speeds needed for the charge exchange cross-section. The speeds are denoted

as above u_i^j , where $j \in \{c, m, e, P\}$ for the continuity, momentum and energy equations and $j = P$ for the thermal pressure, respectively. The governing energy equation contains the ram pressure as well as the thermal pressure, which are both influenced. The balance equations only contain the thermal pressure, because changes in the ram pressure or bulk speed are calculated in the governing equations due to the assumption that all species flow with the same speed. The index $i \in \{cx, rel\}$ are the speeds needed for the charge exchange cross-section and corresponding relative speeds. With the definitions from McNutt et al. (1998) we have to solve the following type of integrals:

$$I_n^{c,s} = \int_0^\infty x^n e^{-\beta x^2} \left\{ \frac{\sinh(\gamma x)}{\cosh(\gamma x)} \right\} dx \quad (\text{B.1})$$

The following recursion holds:

$$I_{n+2}^{c,s} = -\frac{\partial I_n^{c,s}}{\partial \beta} \quad (\text{B.2})$$

Thus we need only to know the four integrals (Gradstein & Ryshik 1981), Nr. 3.562.3-3562.6:

$$\begin{aligned} I_1^c &= \frac{\gamma}{4\beta} \sqrt{\frac{\pi}{\beta}} \exp\left(\frac{\gamma^2}{4\beta}\right) \operatorname{erf}\left(\frac{\gamma}{2\sqrt{\beta}}\right) + \frac{1}{2\beta} \\ I_2^c &= \frac{\sqrt{\pi}(2\beta + \gamma^2)}{8\beta^2 \sqrt{\beta}} \exp\left(\frac{\gamma^2}{4\beta}\right) \\ I_1^s &= \frac{\gamma}{4\beta} \sqrt{\frac{\pi}{\beta}} \exp\left(\frac{\gamma^2}{4\beta}\right) \\ I_2^s &= \frac{\sqrt{\pi}(2\beta + \gamma^2)}{8\beta^2 \sqrt{\beta}} \exp\left(\frac{\gamma^2}{4\beta}\right) \operatorname{erf}\left(\frac{\gamma}{2\sqrt{\beta}}\right) + \frac{\gamma}{4\beta^2} \end{aligned}$$

The integrals above need to be multiplied by the factors given in McNutt et al. (1998).

With these integrals it is easy to calculate the required speeds (for details see McNutt et al. (1998)):

$$u_{rel}^{c,I_{coll}} = \frac{1}{\sqrt{\kappa}} \left(\frac{1}{2\alpha + \alpha} \right) \operatorname{erf}(\alpha) + \frac{e^{-\alpha^2}}{\sqrt{\pi}} \approx \frac{1}{\sqrt{\kappa}} \sqrt{\frac{4}{\pi}} + \alpha^2 \quad (\text{B.3})$$

$$u_{rel}^{c,\sigma} = \frac{1}{\sqrt{\kappa}} \frac{\frac{3}{2} + \alpha^2}{u_{rel}^{c,I_{coll}}} \approx \frac{1}{\sqrt{\kappa}} \sqrt{\frac{9\pi}{16}} + \alpha^2 \quad (\text{B.4})$$

$$\begin{aligned} u_{rel}^{m,I_{coll}} &= \frac{1}{\sqrt{\kappa}} \left(-\frac{1}{4\alpha^3} + \frac{1}{\alpha} + \alpha \right) \operatorname{erf}(\alpha) + \left(2 + \frac{1}{\alpha^2} \right) \frac{e^{-\alpha^2}}{\sqrt{\pi}} \\ &\approx \frac{2}{\sqrt{\kappa}} \sqrt{\frac{64}{9\pi}} + \alpha^2 \end{aligned} \quad (\text{B.5})$$

$$u_{rel}^{m,\sigma} = \frac{1}{\kappa} \frac{\frac{5}{2} + \alpha^2}{u_{rel}^{m,I_{coll}}} \approx \frac{1}{2\sqrt{\kappa}} \sqrt{\frac{225\pi}{256}} + \alpha^2 \quad (\text{B.6})$$

$$u_{rel}^{e,I_{coll}} = \frac{1}{\sqrt{\kappa}} \left(\frac{3}{4\alpha} + 3\alpha + \alpha^3 \right) \operatorname{erf}(\alpha) + \left(\frac{5}{2} + \alpha^2 \right) \frac{e^{-\alpha^2}}{\sqrt{\pi}} \quad (\text{B.7})$$

$$u_{rel}^{e,\sigma} = \frac{1}{\kappa} \frac{\frac{15}{4} + 5\alpha^2 + \alpha^4}{2u_{rel}^{e,I_{coll}} + \alpha^2 u_{rel}^{m,I_{coll}}} \quad (\text{B.8})$$

The approximations in formulas B.3 to B.8 fit nicely, except for small errors (see Fig B.1). Note: The fit in Eq. B.6 differs by a factor 0.5 from that of McNutt et al. (1998).

With the help of the integrals $I_n^{c,s}$ it is easy to calculate the higher-order correction terms. It turns out that this is not necessary for the case of the $p + H$ reaction, because the second-order

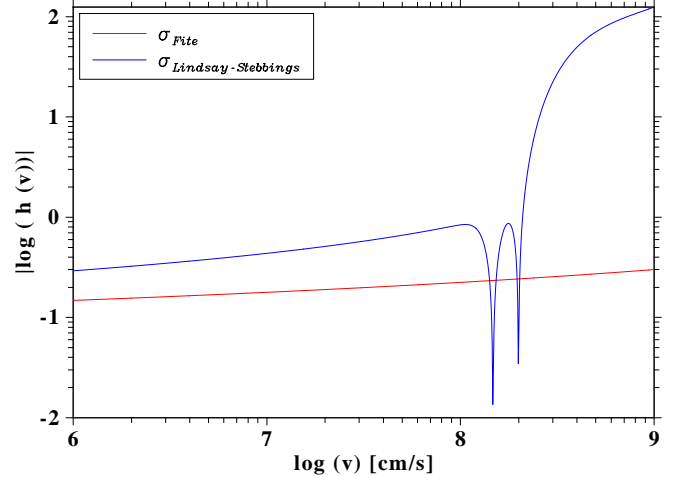


Fig. B.2. The ratio $h(v)$ (Eq. B.10) of the second order integrated Taylor expansion to the zeroth order for both H-p charge exchange cross-sections discussed by Fite et al. (1962) and Lindsay & Stebbings (2005). The bump between the two downward spikes in the Lindsay-Stebbing curve is negative, but to be represented in a logarithmic scale its absolute value was taken. See text for restrictions of the fit functions.

derivatives of the cross-sections, as shown in Fig. B.1 are orders of magnitudes less than the cross-section. Shown in Fig. B.2 are the functional dependencies given by Fite et al. (1962) and by Lindsay & Stebbings (2005), i.e.

$$\begin{aligned} \sigma_F &= [2.6 \cdot 10^{-7} - 9.2 \cdot 10^{-9} \ln(v_{rel})]^2 \\ \sigma_{LS} &= [22.8 - 1.09 \ln(v_{rel})]^2 \cdot \left(1 - \exp\left\{ -\frac{1.3 \cdot 10^{17}}{v_{rel}^2} \right\} \right)^2 \end{aligned} \quad (\text{B.9})$$

where v_{rel} is given in cm/s and the σ in cm^2 .

With the help of the computer algebra system wxMaxima (<http://sourceforge.net/projects/wxmaxima/>) it is easy to calculate the second derivatives of the above commonly used cross-sections for the $p + H$ reaction and the integrals for the second order terms of the Taylor-expansion for σ^{cx} . For the terms needed in the continuity equation, we have to compare $\sigma^{cx}(u_0)I_2^s$ with the second order terms $(I_4^s - 2I_3^s v_0 + I_2^s v_0^2) \frac{\partial^2 \sigma}{\partial v^2} \Big|_{v_0}$, where we have for simplicity neglected common factors. In our notation $v_0 = I_3^s / I_2^s$. With some algebra, we find that $I_2^s v_0^2 > I_4^s - 2I_3^s v_0$ and thus finally:

$$h(v_0) \equiv \frac{v_0^2}{\sigma^{cx}(v_0)} \frac{\partial^2 \sigma^{cx}(v)}{\partial v^2} \Big|_{v_0} \quad (\text{B.10})$$

The function $h(v)$ defined above should be small for all v , so that the assumption can be made that the higher order terms in the Taylor expansion of σ^{cx} vanish. In Fig. B.2 the function is shown for the two above discussed cross-sections.

It can be seen in Fig. B.2 that for the Fite et al. (1962) cross-section the second order terms are nearly a factor 10 less than the zeroth order term for all speeds. For the Lindsay & Stebbings (2005) cross-sections this holds only for speeds less than $4 \cdot 10^7 \text{ cm/s} = 400 \text{ km/s}$. Around these speeds, i.e. a commonly used solar wind speed, the second order corrections are of the same order than the zeroth order term.

In the latter case, i.e. if the higher order terms cannot be neglected. In the analytic representation this will lead to clumsy formulas, which also need some computational time. Thus, it might be better to solve the collision integrals numerically.

Note, for the hydrogen-proton reactions the fit function discussed in Fite et al. (1962) has an upper boundary of 10 keV, which corresponds to a relative speed of ≈ 1400 km/s. The range in which the data are fitted by Lindsay & Stebbings (2005) has an upper boundary of 300 keV, which corresponds to a speed less than ≈ 7500 km/s. The data presented in Fig. 2 are taken from the “Redbooks” (<http://www-cfadc.phy.ornl.gov/redbooks/one/a/1a22.html>) and range up to 63 keV corresponding to ≈ 3400 km/s. Some of the helium reactions have their maximum cross-section at higher energies, as can be seen in Table C.1 and their upper limits in energy/amu are higher than shown in Fig. 2.

All the fits given for the data from the “Redbooks” or the “Aladdin” database are mainly based upon a fit with Chebyshev polynomials. These polynomial fits are only good in the range given by the corresponding upper and lower (energy) boundaries and cannot extend beyond. Because usually in a large-scale model it cannot be guaranteed that always the relative speeds are in that range, a better fit function is needed, which can be extended beyond the mentioned boundaries keeping in mind not to violate quantum mechanical requirements.

We have here only checked the simplest case, i.e. the collision terms for the continuity equation. Of course such an analysis must not only be done for the remaining set of MHD equations, but has, especially, to be checked for all interactions.

Appendix C: Interaction terms

In the following we give an overview of possible ionization reactions. In table C.1, the first column gives the interaction term in the continuity equation, indicating the particle species: X^n with $X \in \{H, He\}$, while $n \in \{0, 1, 2\}$ gives the ionization state (usually the index 0 is omitted). Newly created ions are named as PUI_{X^n} and energetic atoms by ENA_X . The reaction rates have the indices cx, ei, pi for charge exchange, electron impact, and photo-ionization, respectively. The rates are further denoted by $\nu(i, j)$ where i describes different reactants, while j stands for different products of the same reaction i . The tuple (i, j) is given in the fourth column, where a minus sign stands for losses and a plus sign for gains. To get the total gains and losses one has to sum over all i, j . In the fifth and sixth column the maximal cross-section and its corresponding relative speed is given, respectively. In the third column the first reactant is a particle from the solar wind, while the second reactant is from the interstellar medium. This distinction is necessary to ensure the correct sorting.

Note: In the charge exchange rate $\nu^{cx} = \rho_X \sigma^{cx} v_{rel}$ the density of the first reactant is included, and indicated in the table by $\nu_{cx, X}$.

Table C.1 contains the losses, while table C.2 the gains. In table C.1 the approximate maximal values for the cross-section is given. It may vary by a factor of three and is only supposed to give the correct order of magnitude. If for the corresponding relative velocity a range is given, the cross-section is a flat curve in that range.

Table C.1. Losses

	interactions	reactions	(i,j)	$\approx \max(\sigma) \text{ cm}^2$	$\approx v_{rel} \text{ km/s}$	
$S_{H^+}^c =$	$-\nu_{H^+}^{cx} \rho_H$	$H^+ + H \rightarrow H + H^+$	-(1,1)	10^{-15}	< 400	
	$-\nu_{H^+}^{cx} \rho_{He}$	$H^+ + He \rightarrow H + He^+$	-(2,1)	$2 \cdot 10^{-16}$	1100	
		$H^+ + He \rightarrow H^- + He^{++}$	-(2,2)	$7 \cdot 10^{-18}$	30	
	$-\nu_{H^+}^{cx} \rho_{He^+}$	$H^+ + He^+ \rightarrow H + He^{++}$	-(3,1)	$2 \cdot 10^{-17}$	1200	
$S_{H^-}^c =$	$-\nu_{H^-}^{cx} \rho_H$	$H^+ + H^- \rightarrow H + H$	-(4,1)	10^{-14}	10 – 1000	
	$-\nu_{He^-}^{cx} \rho_H$	$He^+ + H^- \rightarrow He + H$	-(8,1)	10^{-14}	10 – 1000	
$S_{He^+}^c =$	$-\nu_{He^+}^{pi} \rho_{He^+}$	$He^+ + h\nu \rightarrow He^{++} + e$	-(5,1)			
	$-\nu_{He^+}^{ei} \rho_{He^+}$	$He^+ + e \rightarrow He^{++} + 2e$	-(6,1)	$2 \cdot 10^{-17}$	40000	
	$-\nu_{He^+}^{cx} \rho_H$	$He^+ + H \rightarrow He + H^+$	-(7,1)	$3 \cdot 10^{-16}$	2400	
	$-\nu_{He^+}^{cx} \rho_{H^-}$	$He^+ + H^- \rightarrow He + H$	-(8,1)	10^{-14}	10 – 1000	
	$-\nu_{He^+}^{cx} \rho_{He}$	$He^+ + He \rightarrow He + He^+$	-(9,1)	10^{-15}	10 – 1000	
	$-2\nu_{He^+}^{cx} \rho_{He^+}$	$He^+ + He^+ \rightarrow He + He^{++}$	-(10,1)	$2 \cdot 10^{-16}$	6300	
	$+\nu_{He^{++}}^{cx} \rho_{He}$	$He^{++} + He \rightarrow He^+ + He^+$	+(11,2)	$3 \cdot 10^{-16}$	1000	
	$-\nu_{He^{++}}^{cx} \rho_{He^+}$	$He^{++} + He^+ \rightarrow He^+ + He^{++}$	-(12,1)*	$5 \cdot 10^{-16}$	100 – 1000	
	$S_{He^{++}}^c =$	$-\nu_{He^{++}}^{cx} \rho_{He}$	$He^{++} + He \rightarrow He + He^{++}$	-(11,1)	10^{-15}	1
		$+\nu_{He^{++}}^{pi} \rho_{He^+}$	$He^+ + h\nu \rightarrow He^{++} + e$	+(5,1)		
$+\nu_{He^{++}}^{cx} \rho_{He^+}$		$He^+ + He^+ \rightarrow He + He^{++}$	+(10,1)	$2 \cdot 10^{-16}$	6300	
$+\nu_{He^{++}}^{ei} \rho_{He^+}$		$He^+ + e \rightarrow He^{++} + 2e$	+(6,1)	$2 \cdot 10^{-17}$	100	
$-\nu_{He^{++}}^{cx} \rho_{He}$		$He^{++} + He \rightarrow He^+ + He^+$	-(11,2)	$3 \cdot 10^{-16}$	1000	
$-\nu_{He^{++}}^{cx} \rho_{He^+}$		$He^{++} + He^+ \rightarrow He^+ + He^{++}$	-(12,1)*	$5 \cdot 10^{-16}$	100 – 1000	
$-\nu_{He^{++}}^{cx} \rho_H$		$He^{++} + H \rightarrow He^+ + H^+$	-(13,1)*	10^{-15}	2000	
$S_H^c =$		$-\nu_H^{pi} \rho_H$	$H + h\nu \rightarrow H^+ + e$	-(14,1)		
		$-\nu_H^{ei} \rho_H$	$H + e \rightarrow H^+ + 2e$	-(15,1)	$6 \cdot 10^{-17}$	30000
		$-\nu_H^{cx} \rho_H$	$H^+ + H \rightarrow H^+ + H^+ + e$	-(16,1)	10^{-16}	2000
	$H^+ + H \rightarrow H + H^+$		-(1,1)	10^{-15}	< 400	
	$-\nu_{He^+}^{cx} \rho_H$	$He^+ + H \rightarrow H^+ + He$	-(7,1)	$3 \cdot 10^{-16}$	2400	
	$-\nu_{He^{++}}^{cx} \rho_H$	$He^{++} + H \rightarrow He^+ + H^+$	-(13,1)	10^{-15}	2000	
$S_{He}^c =$	$+\nu_{He^+}^{cx} \rho_{H^-}$	$H^+ + H^- \rightarrow H + H$	+(4,1)	10^{-14}	10 – 1000	
	$+\nu_{He^+}^{cx} \rho_{H^-}$	$He^+ + H^- \rightarrow He + H$	+(8,1)	10^{-14}	10 – 1000	
	$-\nu_{He}^{pi} \rho_{He}$	$He + h\nu \rightarrow He^+ + e$	-(17,1)			
		$He + h\nu \rightarrow He^{++} + 2e$	-(17,2)			
	$-\nu_{He}^{ei} \rho_{He}$	$He + e \rightarrow He^+ + 2e$	-(18,1)	$3 \cdot 10^{-17}$	30000	
	$-\nu_{He^+}^{cx} \rho_{He}$	$H^+ + He \rightarrow H + He^+$	-(2,1)	$2 \cdot 10^{-16}$	1100	
$H^+ + He \rightarrow H^- + He^{++}$		-(2,2)	$7 \cdot 10^{-18}$	30		
$-\nu_{He^+}^{cx} \rho_{He}$	$He^+ + He \rightarrow He + He^+$	-(9,1)	10^{-15}	10 – 1000		
	$He^{++} + He \rightarrow He + He^{++}$	-(11,1)	10^{-15}	1		
		$He^{++} + He \rightarrow He^+ + He^+$	-(11,2)	$3 \cdot 10^{-16}$	1000	

Table C.1: The gains and losses from the original populations

All reactions that have as the second reactant a charged particle cannot flow in from the interstellar medium. Because the heliopause is a contact discontinuity separating the solar wind and interstellar medium plasma, i.e. there is no flow of charged particles across the heliopause. Thus in the tables C.1 and C.2 the reactions labeled (3,1), (4,1), (5,1), (6,1), (8,1), (10,1), and (12,1) can be neglected.

The reactions labeled with * are sorted in pickup channels, even though they do not create new PUIs. For example the reaction $He^{++} + H \rightarrow He^+ + H^+$ produces a new pickup hydrogen,

but the change from doubly- to singly-charged helium does not change its character, i.e. the He^+ has the same bulk speed as the He^{2+} . Only the charge is changed, thus the new He^+ does not affect the dynamics, (the H^+ does). Nevertheless, these process can have an effect on magnetic field turbulence (e.g. Shalchi et al. 2012). This aspect is interesting in the description of the diffusion tensor to model cosmic rays (Effenberger et al. 2012). The role of these type of processes for the turbulence will also be considered in future work.

Table C.2. Gains

Interaction	reactions	(i,j)	
$S_{H^+}^c =$	$+v^{pi}\rho_H$	$H+h\nu \rightarrow H^+ + e$	+(14,1)
	$+v^{ei}\rho_H$	$H+e \rightarrow H^+ + 2e$	+(15,1)
	$+v_{H^+}^{cx}\rho_H$	$H^+ + H \rightarrow H + H^+$	+(1,1)
		$H^+ + H \rightarrow H^+ + H^+ + e$	+(16,1)
	$+v_{He^+}^{cx}\rho_H$	$He^+ + H \rightarrow H^+ + He$	+(7,1)
	$-v_{He^{++}}^{cx}\rho_H$	$He^{++} + H \rightarrow He^+ + H^+$	+(13,1)
$S_{H^-}^c =$	$+v_{H^+}^{cx}\rho_{He}$	$H^+ + He \rightarrow H^- + He^{++}$	+(2,2)
$S_{He^+}^c =$	$+v^{pi}\rho_{He}$	$He+h\nu \rightarrow He^+ + e$	+(17,1)
	$+v^{ei}\rho_{He}$	$He+e \rightarrow He^+ + 2e$	+(18,1)
	$+v_{H^+}^{cx}\rho_{He}$	$H^+ + He \rightarrow H + He^+$	+(2,1)
	$+v_{He^+}^{cx}\rho_{He}$	$He^+ + He \rightarrow He + He^+$	+(9,1)
	$+v_{He^{++}}^{cx}\rho_{He}$	$He^{++} + He \rightarrow He^+ + He^+$	+(11,2)
	$+v_{He^{++}}^{cx}\rho_H$	$He^{++} + H \rightarrow He^+ + H^+$	+(13,1)*
	$S_{He^{++}}^c =$	$-v^{pi}\rho_{He}$	$He+h\nu \rightarrow He^{++} + 2e$
		$H^+ + He \rightarrow H^- + He^{++}$	+(2,2)
$+v_{He^+}^{cx}\rho_{He^+}$		$He^+ + He^+ \rightarrow He + He^{++}$	+(10,1)
$+v_{He^{++}}^{cx}\rho_{He}$		$He^{++} + He \rightarrow He + He^{++}$	+(11,1)
		$He^{++} + He^+ \rightarrow He^+ + He^{++}$	+(12,1)*
$S_{H^0}^c =$	$+v_{H^+}^{cx}\rho_H$	$H^+ + H \rightarrow H + H^+$	+(1,1)
	$+v_{H^+}^{cx}\rho_{He}$	$H^+ + He \rightarrow H + He^+$	+(2,1)
	$+v_{H^+}^{cx}\rho_{He^+}$	$H^+ + He^+ \rightarrow H + He^{++}$	+(3,1)
	$+2v_{H^+}^{cx}\rho_{H^-}$	$H^+ + H^- \rightarrow H + H$	2(+ (4,1))
	$+v_{He^+}^{cx}\rho_{H^-}$	$He^+ + H^- \rightarrow H + He$	+(8,1)
$S_{He^+}^c =$	$+v_{He^+}^{cx}\rho_H$	$He^+ + H \rightarrow H^+ + He$	+(7,1)
	$+v_{He^+}^{cx}\rho_{H^-}$	$He^+ + H^- \rightarrow H + He$	+(8,1)
	$+v_{He^+}^{cx}\rho_{He}$	$He^+ + He \rightarrow He + He^+$	+(9,1)
	$+v_{He^+}^{cx}\rho_{He^+}$	$He^+ + He^+ \rightarrow He + He^{++}$	+(10,1)
	$+v_{He^{++}}^{cx}\rho_{He}$	$He^{++} + He \rightarrow He + He^{++}$	+(11,1)
	$+v_{He^+}^{cx}\rho_{He}$	$He^+ + He \rightarrow He + He^+$	+(9,1)
	$+v_{He^{++}}^{cx}\rho_{He}$	$He^{++} + He \rightarrow He + He^{++}$	(11,1)

Table C.2: The gains and losses from the new populations:

From the above tables the interaction terms for the governing equations can be determined: For the neutral equation it is just the sum of all $S_H^c + S_{He}^c$ interaction terms. More care must be taken for the ion governing equation, because the pickup terms can cancel some of the ion terms, for example the reaction $H^+ + H \rightarrow H + H^+$ loses an original fast solar wind proton, but

gains a slow interstellar hydrogen atom, which does not change the total ion mass.

To describe the interaction terms for the momentum and energy equation, similar tables can now easily be constructed and the governing equations determined.