

Exploring Temporal Relations for Event Tracking Using Hierarchical Dirichlet Trees

Rumeng Li*

Tao Wang[†]

Xun Wang[‡]

Abstract

Timeline Generation, through generating news timelines from the massive data of news corpus, aims at providing readers with summaries about the evolvement of an event. It is a new challenge of summarization that combines salience ranking with novelty detection. For a long-term public event, the main topic usually includes many different sub-topics at varying epochs, which also has its own evolving patterns. Existing approaches fail to utilize such hierarchical topic structure involved in the news corpus for timeline generation. In this paper, we develop a novel time-dependent Hierarchical Dirichlet Tree Model (tHDT) for timeline generation. Our model can aptly detect different levels of topic information in corpus and the structure is further used for sentence selection. Based on the topic distribution mined from tHDT, sentences are selected through an overall consideration of relevance, coherence and coverage. We develop experimental systems to compare different rival algorithms on 8 long-term events of public concern. The performance comparison demonstrates the effectiveness of our proposed model in terms of ROUGE metrics.

1 Introduction and Related Work

In the age of information overload, timeline generation [2, 9, 28, 29], through generating a series of concise summaries for a news event from a large collection of related documents, offers readers a fast way to grasp information. For the timeline generation of a long-term event, there exist two major difficulties. Firstly, the main topic of a long-term event is usually presented from several aspects or sub-topics. Each sub-topic can be regarded as a separate topic with its own evolving patterns. Secondly, these sub-topics are not independent. They usually exhibit strong correlations. This paper presents a hierarchical tree model to model

the various sub-topics of one event and the dependencies among them.

Timeline generation was proposed by Allan et al.[22] by extracting clusters of noun phrases and name entities. Later they built up a system to provide timelines which consist of one sentence per date by considering usefulness and novelty[2]. Chieu et al.[9] built a similar system in unit of sentences with interest and burstiness. However, these methods fail to explore the evolving characteristics of news events. Recently, Yan et al.[28] extended the graph based sentence ranking algorithm used in traditional multi-document summarization (MDS) to timeline generation by projecting sentences from documents of different times into one plane. They further explored the timeline task through the optimization of a function by considering the combination of different respects such as relevance, coverage, coherence and diversity[29, 16]. Time dependency is considered in Yan et al's work[28, 29]. Some other work uses graph based method [26, 32] to formulate timeline generation as a sentence ranking or optimization problem. But they fail to explore the topic information of the corpus or the structure of news information.

Topic models such as Latent Dirichlet Allocation (LDA)[5] and Hierarchical Dirichlet Processes (HDP)[24] have been hot in these days for their capability in capturing latent topics within document collection. In topic models, documents are presented as a mixture distribution of topics and the latent topics can be aptly analyzed. Many revisions have been made to topic models to analyze topic distributions for document collection[1, 4, 7, 21, 27, 30, 15, 17, 18]. However, existing topic models treat topics as paralleled and can not be used for exploring the hierarchical structure of topics in timeline generation.

Dirichlet Tree model, proposed by Dennis III[10], provides a proper structure for modeling hierarchical topic information. Such structure has been used for different purposes such as modeling word relations[3] or constructing vocabulary trees[23]. In standard Dirichlet Tree model, the structure of the tree has to be predefined. So it neither allows automatic learning of the tree structure nor accommodates the growing data. Another

*Peking University, Beijing 100871, China

[†]Wuhan University, Wuhan 430072, China

[‡]Peking University, Beijing 100871, China

related work is the approach developed by Griffiths et al[14]. They built a hierarchical tree topic model with a non-parametric priors along with an effective inference algorithm call nested Chinese Restaurant Process (nCRP). The problem is, time and background information are not considered in their work. Our task is also different from novelty detection in TDT (Topic Detection and Tracking) task [6, 11, 12, 31]. TDT is a clustering task that finds clusters of documents matching real events by reducing the number of missing documents and the possibility of false alarms. What we are trying to do is to extract meaningful sentences that can help readers track the development of long-term events rather than find clusters of documents for novelty detection.

In this paper, we develop a novel topic model denoted as time-dependent Hierarchical Dirichlet Tree (tHDT) model to explore the hierarchical topic structure in the news corpus for timeline generation. Our model aptly combines Dirichlet Tree model with Dirichlet Processes and can automatically learn the structure of trees across corpus. Different levels of Markovian time dependency and background information are considered for tree structure construction. From that structure we can not only clearly see the evolution pattern of different aspects in the event, but also easily locate the topic position of each sentence. Based on the structure of the tree, we construct unified ranking framework by considering the relevance, coherence and coverage of each sentence. We build an experimental system on 8 real long-term events of public concern. The effectiveness of our model is verified through comparison with other baselines with regard to ROUGE matrix.

2 DIRICHLET TREE

2.1 Dirichlet Tree The Dirichlet Tree distribution [10] is a generalization of the Dirichlet distribution. It is a tree with words (or sentences) as leaf nodes. Let $\gamma^{(k)}$ denote the tree edges from the tree root to node k , $CH(k)$ denote the children of node k and L denote the leaves of the tree, I denote the internal nodes and $L(k)$ denote the leaves in the tree whose root is node k . We can firstly draw a multinomial distribution at each internal node from $Dir(\gamma^{(k)})$ using weights from node s to its children as the Dirichlet parameters. The probability $\phi^{(k)}$ of a word $k \in L$ is the product of the multinomial parameters on the edges from root to k . As is shown in Dennis's work [10], $p(\phi|\gamma)$ can be calculated in Equ.(2.1).

$$p(\phi|\gamma) = \prod_{k \in L} [\phi^{(k)}]^{\gamma^{(k)} - 1} \quad (2.1)$$

$$\left(\prod_{s \in L} \frac{\Gamma(\sum_k^{C(s)} \gamma^{(k)})}{\prod_k^{C(s)} \Gamma(\gamma^{(k)})} (\sum_k^{L(s)} \phi^{(k)})^{\Delta(s)} \right)$$

where $\Delta(s) = \gamma^{(s)} - \sum_k^{C(s)} \gamma^{(k)}$ and $\Gamma(\cdot)$ denote the Gamma function. If $\Delta(s) = 0$, Dirichlet Tree distribution would degenerate into a Dirichlet distribution. The Dirichlet Tree distribution is conjugate to the multinomial distribution and by integrating out ϕ , we can easily calculate $p(\omega|\gamma)$ according to Equ.(2.2), where w denotes a word and $n^{(k)}$ denotes the number of word w appears in $L(k)$.

$$p(\omega|\gamma) = \prod_{s \in L} \left(\frac{\Gamma(\sum_k^{C(s)} \gamma^{(k)})}{\Gamma(\sum_k^{C(s)} \gamma^{(k)} + n^{(k)})} \prod_k^{C(s)} \frac{\Gamma(\gamma^{(k)} + n^{(k)})}{\Gamma(\gamma^{(k)})} \right) \quad (2.2)$$

2.2 Dirichlet Processes(DP) and Hierarchical Dirichlet Processes(HDP) Dirichlet Process(DP)

Dirichlet Process(DP) can be considered as a distribution over random measure G . We write $G \sim DP(\alpha, G_0)$ if

$$(G(T_1), \dots, G(T_k)) \sim Dir(\alpha G_0(T_1), \dots, \alpha G_0(T_k))$$

G_0 is called base measure and α is concentration parameter. G is a distribution over a given parameter space θ , and we can draw parameter θ from G as follows:

$$\theta_n | \theta_1, \theta_2, \dots, \theta_{n-1} \sim \sum_s \frac{m_s}{\sum_l m_l + \alpha} \delta(\phi_s) + \frac{\alpha}{\sum_l m_l + \alpha} G_0 \quad (2.3)$$

A HDP model defines a distribution over a set of DPs. In HDP, a global measure G_0 is distributed as a DP with concentration parameter α and base measure H . Then a set of local measures G_j are drawn independently from G_0 . $G_0 \sim DP(\alpha, H), G_j | G_0, \alpha \sim DP(\gamma, G_0)$

HDP model can be obtained from an equivalent Chinese Restaurant Franchise(CRF) metaphor [24]. In CRF, each document is referred to a restaurant where words are compared to customers. Customers in the restaurant sit around different tables and each table is associated with a dish (topic) according to the dish menu. Let n_i denotes the total number of customers having dinner in restaurant i . When a new customer w_{ij} comes in, he can sit on the occupied table with probability $n_{iB}/(n_i - 1 + \gamma)$, sharing the dish (topic) z_{iB} served at that table or picking an unoccupied table with probability $\gamma/(n_i - 1 + \gamma)$, where n_{iB} denotes the number of customers already sitting around table B . The customer has to select a dish from the global dish menu if he chooses an unoccupied table. A dish that has already been shared in the global menu would be chosen with probability $m_k/(\sum_k m_k + \alpha)$ and a new dish with probability $\alpha/(\sum_k m_k + \alpha)$. Let θ be the parameter associated with table and ϕ be the parameter associated with the dish served at table. Let G_j be the local restaurant dish menu and G_0 as the global dish menu, the Chinese Restaurant Process, denoted as $CRP(\alpha, \gamma, G_j, G_0)$, is

illustrated in Equ.(2.4):

$$(2.4) \quad \begin{aligned} & \theta_{i,j} | \theta_{i,1}, \dots, \theta_{i,j-1}, \alpha \\ & \sim \sum_{\phi=\theta_{i,j}} \frac{n_{iB}}{n_i - 1 + \gamma} \delta_{\phi_{iB}} + \frac{\gamma}{n_i - 1 + \gamma} \delta_{\phi_{iB}^{new}} \\ & \phi_{jB}^{new} | \phi, \alpha \sim \sum_k \frac{m_k}{\sum_i m_i + \alpha} \delta_{\phi_k} + \frac{\alpha}{\sum_i m_i + \alpha} H \end{aligned}$$

3 THDT MODEL FOR TIMELINE GENERATION

3.1 Problem Formulation Here we give a standard formulation of the task. Given a query, $Q = \{w_{qi}\}_{i=1}^n$, where w_{qi} is the word in the query, we get a set of query related documents from the Internet. The corpus is divided into a series of document collections according to the published time as $C = \{C^t\}_{t=1}^T$, where $C^t = \{D_i^t\}_{i=1}^{N^t}$, corresponding to the document collection published at time t . D_i^t denotes the i^{th} document at time t and N^t denotes the number of documents published at time t . Document D_i^t is formulated as a collection of words $D_i^t = \{w_{in}^t\}_{n=1}^{N_i^t}$. V denotes the vocabulary size. The output of the algorithm is a series of timelines $I = \{I^t\}_{t=1}^T$ and $I^t \subset C^t$.

3.2 tHDT In this section, we would clarify the details of our tHDT model. To better illustrate our model, we firstly think about the generative process of how a writer usually works on a news report. When he decides to write a news article about Greek Crisis, he would firstly decide which aspect to write about. He may talk about particular aspects such as “the evolution of crisis”, “public protests”, “the rescue package from EU”, or just write something about the background information. If he chooses “the evolution of crisis”, he has to further decide the details he would like to talk about, maybe some background or some other aspects such as “the danger of default”, “Tax evasion and corruption” or “Greek’s downgrading of creditworthiness”. At last, he has to further decide the vocabularies to use. If there are lots of reports yesterday talking about the “rescue package from EU”, it is more likely that the writer would track the development of this topic again. But of course, he may also change to a new aspect.

tHDT represents the distribution of topics in sentences by organizing topics into a tree of depth L . Each sentence is assigned to a path in a tree with a vector of topics. Each node in the tree is associated with a topic distribution over words. The sampling method alternates between choosing a new path for each sentence through the tree. The edge from internal node k and $CH(k)$ is generated from a Hierarchical Dirichlet Process where both document and time information are considered. Since background information has great in-

fluence on topic modeling, especially for the task of novelty detection [8], we use latent parameter $y_{ijb}^{t(l)}$ to model different levels of background information for word w_{ijb}^t . $y_{ijb}^{t(l)}$ follows a binomial distribution $y_{ijb}^{t(l)} \sim binomial(\rho)$ with a beta prior $\rho \sim beta(\beta)$. For example, word “Lehman” should be regarded as an aspect word in the “Financial Crisis” but a background word in the subtopic “Collapse of Lehman Brothers”.

Inspired by the work from Blei et al.[5], we use a Chinese Restaurant Franchise Metaphor for Dirichlet Tree distribution, denoted as $DirTree(\alpha^1, \gamma^1, \alpha^2, \gamma^2, \dots, \alpha^{L-1}, \gamma^L)$. There are a series of restaurants in a city. Each restaurant has a series of tables with a dish on each table. Besides the dish, there is also a note specifying a list of dishes and the address of another restaurant on that table. For customer $w \in D_i^t \in C^t$, he will stay in the city for at most L days. On the first day, he enters a restaurant and chooses a table and enjoys dish $z_w^{(1)}, z_w^{(1)} \sim CRP(\alpha^1, \gamma^1, G_j^{t(1)}, G_0^{t(1)})$ according to Equ.(2.4). On the second day, he can choose to stay or leave. If he chooses to stay, he needs to go to the restaurant according to the address on the first day’s table and select a dish from yesterday’s dish list according to $z_w^{(2)} | z_w^{(1)} \sim CRP(\alpha^2, \gamma^2, G_j^{t(2)}, G_0^{t(2)})$. The customer repeats this process before he chooses to leave for at most L days and enjoys l ($1 \leq l \leq L$) dishes $\{z_w^{(1)}, z_w^{(2)}, \dots, z_w^{(l)}\}$, which constitutes a path from the root of tree to the leaf.

To consider the time dependency in timeline generation, the global menu list at time t , $\{G_0^{t(l)}\}_{l=1}^L$ is drawn from a Dirichlet Process which combines of base measure H and global measure at $t-1$ with the Markovian assumption [30]:

$$(3.5) \quad \begin{aligned} G_0^{t(l)} & \sim DP(\alpha^l, \nu(\delta_{t,t-1})G_0^{t-1,(l)} + (1 - \nu(\delta_{t,t-1}))H) \\ & \text{where } \nu(\delta_{t,t-1}) = exp(-\delta_{t,t-1}/\lambda), \text{ and it controls the} \\ & \text{influence of neighboring data. } H \text{ is the base measure. } \lambda \\ & \text{is the decay factor of the time-decaying kernel. Similar} \\ & \text{approach can be found in many existing approaches} \\ & \text{[30, 21, 1]. The generation process of tHDT model is} \\ & \text{shown in Figure 1.} \end{aligned}$$

3.3 Inference For model inference, we use a straightforward Gibbs sampler based on the Chinese Restaurant Franchise. For customer $w \in D_i^t \in C^t$, given the dish he enjoys at l^{th} day $z_w^{(l)}$, we would sample the dish $z_w^{(l+1)}$ he would enjoy on $(l+1)^{th}$ day according to CRF. Let $B_w^{(l+1)}$ denote the table that customer sits at on $(l+1)^{th}$ day and z_B denote the dish served at table B . We alternate sample variables $y_w^{(l+1)}, B_w^{(l+1)}$ and $z_w^{(l+1)}$ as fol-

-
- for each time $t \in [1 : T]$
 - for each level $l \in [1, L]$
 - draw $G_0^{t(l)}$ according to Equ.(3.5)
 - for each document $D_i^t \in [1, N^t]$
 - for each level $l \in [1, L]$
 - draw $G_i^{t(l)} \sim DP(\gamma^t, G_0^{t(l)})$
 - for each word $w \in D_i^t \in C^t, i \in [1, N^t], t \in [1, T]$
 - draw path $\{z_w^{t(1)}, z_w^{t(2)}, \dots, z_w^{t(L)}\} \sim DirTree(\alpha^1, \gamma^1, \alpha^2, \gamma^2, \dots, \alpha^L, \gamma^L)$
 - for $l \in [1, L]$:
 - draw $\rho_w^l \sim beta(\beta)$
 - draw $y_w^l \sim bionomial(\rho_w^l)$
 - draw $w \sim w|z_w^{t(1)}, \dots, z_w^{t(L)}, y_w^1, \dots, y_w^L$
-

Figure 1: Generation Process of tHDT

lows:

sample $y_w^{(l)}$ for each word w : If $y_w^{(l+1)} = 0$, w is a background word for topic $z_w^{(l)}$. In CRF metaphor, a background customer will leave the city at l^{th} day. If $y_w^{(l+1)} = 0$, customer will stay in the city and choose a dish $z_w^{(l+1)}$ for $(l+1)^{th}$ day. $z_w^{(l+1)}$ is the child of $z_w^{(l)}$. Let $C_z^{(\cdot)}$ denote the total number of words that have been assigned to topic z in current document. For simplification, we rewrite $z_w^{(l)}$ to z and $z_w^{(l+1)}$ to z' . $C_z^{(0)}$ and $C_z^{(1)}$ are the number of words assigned to background and aspect topic. $C_{z'}$ is the number of words assigned to topic z' . We have $C_z^{(1)} = \sum_{z' \in CH(z)} C_{z'}$. η is a hyperparameter. $CH(z)$ denotes the children of z in the tree structure and $K = |CH(z)|$. We have:

$$(3.6) \quad P(y_w^{(l)} | y_w^{(l-1)}, z_s^{(l)}) \propto \begin{cases} \frac{C_z^{(0)} + \beta}{C_z^{(\cdot)} + 2\beta} \frac{E_{z(0)}^w + \lambda}{\sum_{(w')} E_{z(0)}^{w'} + V_z \lambda}, & \text{if } y_w^{t(l)} = 0 \\ \frac{C_z^{(1)} + \beta}{C_z^{(\cdot)} + 2\beta} \sum_{z' \in CH(z)} \frac{C_{z'} + \eta}{C_z^{(1)} + K\eta} \frac{E_{z'}^w + \lambda}{\sum_{(w')} E_{z'}^{w'} + V_z \lambda}, & \text{if } y_w^{t(l)} = 1 \end{cases}$$

sample table B for current word w :

$$(3.7) \quad P(B_w = B | w, z_s^{(l)}, z_B = z') \propto \begin{cases} n_B \frac{E_{z'}^w + \lambda}{\sum_{w'} E_{z'}^{w'} + V_z \lambda} & \text{if } B \text{ is used} \\ \gamma^l / V_z & \text{if } B \text{ is new} \end{cases}$$

sample dish z_B for the new table: If the customer chooses a new table, we have to sample a dish for this

table.

$$(3.8) \quad P(z_{B_{new}} = z' | w \in s, z) \propto \begin{cases} m'_{tz'} \frac{E_{z'}^w + \lambda}{\sum_{w'} E_{z'}^{w'} + V_z \lambda} & \text{if } z' \text{ is used} \\ \alpha^l / V_z & \text{if } z' \text{ is new} \end{cases}$$

where m_{tk} denotes the number of tables having dish k at time t . According to Equ.(3.5), by incorporating Markovian assumption, we have $m'_{tk} = v(\delta_{t,t-1})m_{t-1,k} + (1 - v(\delta_{t,t-1}))m_{t,k}$.

re-sample dish z_B for each table: Since the process of dish sampling actually changes the component member of tables after each iteration, we need to re-sample dish for each table. $R_B^{(l)}$ denote the collection of customers sitting around table B at l^{th} level, $R_B^{(l)} = \{w | w \in D_i^t, B_w = B\}$ and $N_{R_B^{(l)}}^w$ denote the number of replicates of word w at table B . We have:

$$(3.9) \quad P(z_B = z' | D_i^t, y_w) \propto \begin{cases} \frac{m'_{tk} \Gamma(\sum_{w'} E_{z'}^{w'} + V_z \lambda)}{\Gamma(\sum_{w'} E_{z'}^{w'} + |R_B^{(l)}| + V_z \lambda)} \prod_{w \in R_B^{(l)}} & \text{if } z' \text{ is used} \\ \alpha^l \frac{\Gamma(V_z \lambda)}{\Gamma(|R_B^{(l)}| + V_z \lambda)} \prod_{w \in R_B^{(l)}} \frac{\Gamma(N_{R_B^{(l)}}^w + \lambda)}{\Gamma(\lambda)} & \text{if } z' \text{ is new} \end{cases}$$

After Gibbs sampling, we can calculate the probability that a word is generated by a path as follows:

$$(3.10) \quad P(w | z = \{z^1, z^2, \dots, z^L\}) = \prod_{l=1}^L \frac{C_{z^l}}{C_{z^{l-1}}} \frac{E_{z^l}^w + \lambda}{\sum_{w'} E_{z^l}^{w'} + V_z \lambda}$$

3.4 Tree-based Sentence Selection tHDT model constructs a hierarchical structure by locating candidate words on the nodes of tree. Each word is represented by a path and we assume that words sharing similar paths should be more similar to each other as they share the similar topics. The similarity between two words w_1 and w_2 is obtained by firstly calculating the Jensen-Shannon divergence between two sentences¹.

$$JS(w_1 || w_2) = KL(w_1 || \frac{w_1 + w_2}{2}) + KL(w_2 || \frac{w_1 + w_2}{2})$$

$$KL(w_1 || w_2) = \sum_{z_1, \dots, z_{L-1}} P(w_1 | z_1, \dots, z_{L-1}) \log \frac{P(w_1 | z_1, \dots, z_L)}{P(w_2 | z_1, \dots, z_L)}$$

Let G_i denote a collection of words. $G_i = \{w | w \in G_i\}$. $q(G | z_1, \dots, z_L) = \frac{1}{|G|} \sum_{w \in G} p(w | z_1, \dots, z_L)$. And the KL

¹Since Kullback-Leibler divergence is asymmetric, we adopt Jensen-Shannon divergence in this paper, which is symmetric and nonnegative.

News Sources	Nation	News Sources	Nation	Topics	#Docs	#Epochs	From	To
ABC	US	Wanshington Post	US	Iraq War	1071	318	2003	2005
CNN	US	New York Times	US	Apple Inc	716	217	2007	2011
BBC	UK	Xinhua	China	Financial Crisis	860	254	2007	2008
				Greek Debt Crisis	1031	372	2010	2012
				Arab Spring	1089	232	2010	2012
				Afghanistan War	1870	487	2001	2005
				US Election	1246	286	2011	2012
				North Korea's Nuclear Crisis	1078	266	2007	2012

Table 1: News Sources for timeline generation

divergence between two collections of words are defined as follows:

$$KL(G_1||G_2) = \sum_{z_1, \dots, z_L} q(G_1|z_1, \dots, z_L) \log \frac{q(G_1|z_1, \dots, z_L)}{q(G_2|z_1, \dots, z_L)}$$

JS divergence is then transformed into a similarity measure by an decreasing logistic function $1/(1+e^x)$ [29] to refine the relevance in the range of (0,1).

Let s denote a sentence comprised of a collection of words. A good timeline should properly consider the following key requirements[19]:

(1)**Focus:** The timeline for epoch t should be related to the given query. Since the Query distribution is too sparse, we adopt the strategy taken in Yan et al.’s work[29]. Query expansion is introduced by pseudo-relevance feedback to enlarge Q . We retrieve $top - \kappa$ snippets, which is denoted as Q' and use Q' to approximate Q .

$$\zeta_F(s) = \frac{1}{1 + \exp[JS(s||Q')]}$$

(2)**Coherence:** A timeline consists of a series of individual but correlated sentences. News evolves over time and a good timeline should be coherent with neighboring documents so that the timeline can track the evolution pattern of news.

$$\zeta_{CH}(s) = \frac{1}{1 + \exp[JS(s||C_{t-1})]}$$

(3)**Coverage:** Document D_i^t should keep alignment with source documents at epoch t and the selected sentence should conclude the important aspects mentioned in D_i^t .

$$\zeta_{CV}(s) = \frac{1}{1 + \exp[JS(s||D_s)]} \cdot \frac{1}{1 + \exp[JS(D_s||C_t)]}$$

Given the source collection, each sentence is scored based on the weighted combination of these three requirements. The score function is illustrated as follows: (3.11)

$$Score(s) = w_1 \cdot \zeta_F(s) + w_2 \cdot \zeta_{CH}(s) + w_3 \cdot \zeta_{CV}(s)$$

$\sum_i w_i = 1$. Sentences with higher scores are selected. To avoid aspect redundancy, MMR strategy[13] is adopted in the process of sentence selection.

4 EXPERIMENTS

4.1 Datasets and Experiments Setup There is no existing standard evaluation datasets for timeline generation. In this paper, we build 8 datasets about real long-term events of public concern and use the golden stan-

Table 2: News Sources for timeline generation

dards to evaluate the performance of different models. We download 9935 news articles from different resources and the details are illustrated at Table1 and Table2. Dataset 1 “Iraq War”, 2 “Apple Inc”, 6 “Afghanistan War” and 8 “North Korea’s Nuclear Crisis” are used as training sets for parameter tuning and the rest are used for testing.

4.2 Evaluation Metrics We adopt ROUGE toolkit (version 1.5.5) for performance evaluation. The timeline quality is measured by counting the number of overlapping units, such as N-gram, word sequences and word pairs between candidate timeline CT and the ground-truth timeline GT. Several automatic evaluation methods are implemented in ROUGE and each of the methods can generate scores of recall, precision and F-measure. Reference timelines in ROUGE evaluation are manually generated by using Amazon Mechanical Turk². Workers were asked to generate reference timelines for news at each epoch in 30 words and we collect 2432 timelines in total.

4.3 Parameter Tuning To tune the parameters of w_i ($i = 1, 2, 3$), λ and L in our system, we adopt a gradient search strategy. Keeping other parameters fixed, we vary one parameter at a time to examine the changes of its performance on training data. We firstly set the number of tree level L to 2, w_i ($i = 1, 2, 3$) to 1/3 and perform experiments on setting different values of λ , ranging from 1 to 20 with interval of 1.0. ROUGE scores reach its peak at round 12 and drops afterwards. Then we fix the value of λ to 12 and tune w_i ($i = 1, 2, 3$) in the greedy way. We gradually change the value of w_1 from 0 to 1 with interval of 0.05, with simultaneously fixing both w_2 and w_3 to the values of $(1 - w_1)/2$. The performance gets better as w_1 increases from 0 to 0.20 and then declines gently. Next we set the value of w_1 to 0.20 and change the value of w_2 from 0 to

²<http://mturk.com>

0.80 with interval of 0.05. According to experimental results, the value of w_2 is set to 0.45, and w_3 set to 0.35 correspondingly. At last, we perform experiments setting values of L ranging from 1 to 5. Specifically, when $L = 1$, the model degenerates into time-dependent HDP model. Experiments prove that we get better scores when L is set to 2 and 3. This is partly because a 2 or 3 layer tree may better approximate the hierarchical structure of topics in news.

4.4 Performance Comparison with Baselines

We implement the following algorithms as the baseline systems. Some are designed for traditional summarization without temporal dimension. For fairness we conduct the same preprocessing for all algorithms and truncate the timeline for each day to 30 words.

Random: The methods that select sentences randomly for timeline generation.

Centroid: The method that applies MEAD algorithm [20], which has been widely used in MDS for sentence selection according to centroid value, positional value, and first-sentence overlap.

GMDS: The Graph-based MDS method proposed by Wan et al.[25] that constructs a sentence connectivity graph based on cosine similarity and then selects important sentences based on centrality.

We also have the system of Chieu et al.[9] and Yan et al.[29] for comparison.

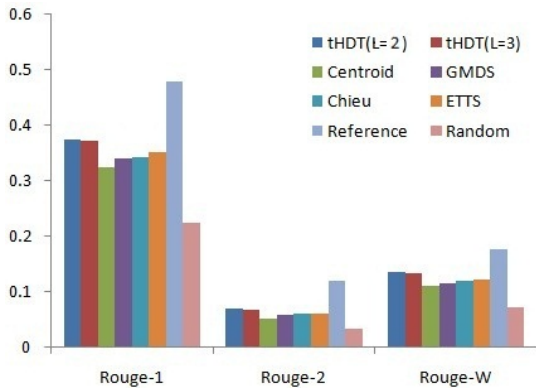


Figure 2: Overall Performance of Different Baselines.

We average F-score performance in terms of ROUGE-1, ROUGE-2, and ROUGE-W on all sets. The overall results are shown in Figure 2 and the details are shown in Table 3. As we can see, since traditional MDS methods such as **Centriod** and **GMDS** only consider sentence ranking and selection strategy and ignore the evolution pattern of topics. Many sentences are missed, resulting in a low recall. **Chieu** does not capture time attributes, so its results are worse than **ETTS**, which uses local and global measures to capture the time de-

	Financial Crisis			Greek Debt Crisis		
systems	R-1	R-2	R-W	R-1	R-2	R-W
(L=2)	.382	.079	.142	.366	.064	.136
(L=3)	.386	.078	.144	.370	.062	.136
Centriod	.297	.039	.081	.279	.031	.087
GMDS	.286	.044	.088	.288	.033	.081
Chieu	.335	.056	.115	.313	.048	.119
ETTS	.340	.054	.120	.327	.044	.120
Random	.227	.031	.071	.213	.028	.068

	American Election			Arab Spring		
systems	R-1	R-2	R-W	R-1	R-2	R-W
(L=2)	.384	.074	.132	.446	.096	.165
(L=3)	.378	.072	.128	.433	.090	.157
Centriod	.285	.038	.094	.332	.048	.098
GMS	.306	.044	.095	.341	.054	.109
Chieu	.353	.058	.112	.366	.076	.124
ETTS	.359	.062	.117	.379	.075	.132
Random	.224	.027	.070	.230	.035	.076

Table 3: Comparison with different baselines

pendencies. However, as **ETTS** is a sentence ranking algorithm in nature, its sentence selection strategy may be biased for neglecting the evolution pattern of topic information across the corpus. **tHDT** achieves the best results for its capability in detecting the hierarchical structures in the corpus. **tHDT(L=2)** outperforms **ETTS** by 6.2%, 12.9% and 11.7% with regard to the overall performance in ROUGE-1, ROUGE-2 and ROUGE-W respectively.

4.5 Comparison with Other Topic Models To illustrate the effectiveness of our topic model, we provide six other baseline systems which adopt different modeling techniques.

tHDT-noBG: A simplified version of tHDT without considering background information.

HDT: Also a simplified version of tHDT with temporal information neglected³.

t-HDP: A time-dependent HDP model without considering hierarchical structure of topics. It is a simple version of tHDT where $L = 1$.

D-LDA: A dynamic LDA[4] where topic-word distribution and popularity are linked across epochs by including Markovian assumption⁴.

We also use the standard LDA and HDP model as baselines.

The overall results are shown in Figure 3 and details are listed in Table 4. As we can see, **tHDT(L=2,3)** is better than **tHDT-noBG**, which verifies that the identification of background words can promote the performance

³The value of L is set to 2 in tHDT-noBG and HDT.

⁴Topic number is set to 80 in D-LDA and Stand-LDA.

of timeline generation. **tHDT** is also better than **HDT** which verifies the necessity of modeling temporal information in topic modeling for timelines. We can also see that **tHDT** achieves better results than **t-HDP** and **D-LDA** as the latter two models treat different topics as paralleled and do not explore the hierarchical structure of topic information. Compared with Table 3 and Figure 2, we find that most topic based models can get better results than baselines. This illustrates the advantages of topic modeling in timeline generation over methods that only focus on sentence selection strategy.

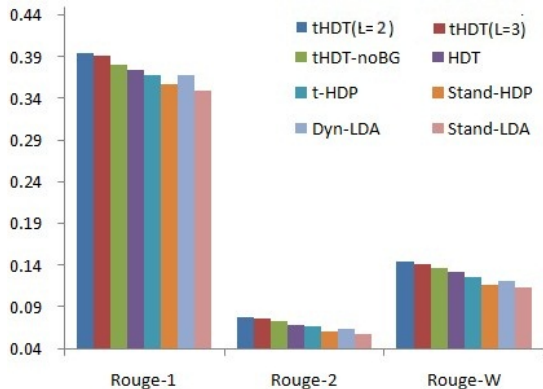


Figure 3: Overall Performance of Different Models

	Financial Crisis			Greek Debt Crisis		
systems	R-1	R-2	R-W	R-1	R-2	R-W
(L=2)	.382	.079	.142	.366	.064	.136
(L=3)	.386	.078	.144	.370	.062	.136
(noBG)	.373	.074	.132	.342	.058	.130
HDT	.362	.065	.131	.337	.052	.122
t-HDP	.360	.064	.128	.338	.053	.113
HDP	.348	.055	.114	.323	.050	.108
D-LDA	.358	.060	.120	.330	.048	.111
LDA	.334	.046	.110	.319	.050	.107

	American Election			Arab Spring		
systems	R-1	R-2	R-W	R-1	R-2	R-W
(L=2)	.384	.074	.132	.446	.096	.165
(L=3)	.378	.072	.128	.433	.090	.158
(noBG)	.376	.070	.128	.431	.089	.159
HDT	.373	.068	.124	.426	.086	.151
t-HDP	.366	.068	.121	.410	.080	.138
HDP	.361	.062	.114	.398	.073	.132
D-LDA	.368	.070	.120	.413	.078	.135
LDA	.352	.062	.110	.392	.072	.126

Table 4: Comparison with Other Topic Models

5 Conclusion

We develop a novel topic model denoted as time-dependent Hierarchical Dirichlet Tree (tHDT) to ex-

plore the hierarchical topic structure for timeline generation. Our model aptly combines Dirichlet Tree with Dirichlet Processes and can automatically learn the structure of trees across corpus. Different levels of Markovian time dependency and background information are considered for tree structure construction. We build an experimental system on 8 real long-term events of public concern. Experimental results illustrate the effectiveness of our proposed model.

References

- [1] Amr Ahmed and Eric P Xing. *Dynamic non-parametric mixture models and the recurrent chinese restaurant process*. Carnegie Mellon University, School of Computer Science, Machine Learning Department, 2007.
- [2] James Allan, Rahul Gupta, and Vikas Khandelwal. Temporal summaries of new topics. In *Proceedings of SIGIR*, pages 10–18. ACM, 2001.
- [3] David Andrzejewski, Xiaojin Zhu, and Mark Craven. Incorporating domain knowledge into topic modeling via dirichlet forest priors. In *Proceedings of ICML*, pages 25–32. ACM, 2009.
- [4] David M Blei and John D Lafferty. Dynamic topic models. In *Proceedings of ICML*, pages 113–120. ACM, 2006.
- [5] David M Blei, Andrew Y Ng, and Michael I Jordan. Latent dirichlet allocation. *the Journal of machine Learning research*, 3:993–1022, 2003.
- [6] Thorsten Brants, Francine Chen, and Ayman Farahat. A system for new event detection. In *Proceedings of SIGIR*, pages 330–337. ACM, 2003.
- [7] François Caron, Manuel Davy, and Arnaud Doucet. Generalized polya urn for time-varying dirichlet process mixtures. *arXiv:1206.5254*, 2012.
- [8] Chaitanya Chemudugunta and Padhraic Smyth Mark Steyvers. Modeling general and specific aspects of documents with a probabilistic topic model. In *in Proceedings of NIPS*, volume 19, page 241. MIT Press, 2007.
- [9] Hai Leong Chieu and Yoong Keok Lee. Query based event extraction along a timeline. In *Proceedings of SIGIR*, pages 425–432. ACM, 2004.
- [10] Samuel Y Dennis III. On the hyper-dirichlet type 1 and hyper-liouville distributions. *Communications in Statistics-Theory and Methods*, 20(12):4069–4081, 1991.
- [11] Ao Feng and James Allan. Finding and linking incidents in news. In *Proceedings of CIKM*, pages 821–830. ACM, 2007.
- [12] Gabriel Pui Cheong Fung, Jeffrey Xu Yu, Huan Liu, and Philip S Yu. Time-dependent event hierarchy construction. In *Proceedings of KDD*, pages 300–309. ACM, 2007.
- [13] Jade Goldstein, Mark Kantrowitz, Vibhu Mittal, and Jaime Carbonell. Summarizing text documents: sen-

- tence selection and evaluation metrics. In *Proceedings of SIGIR*, pages 121–128. ACM, 1999.
- [14] David M Blei Thomas L Griffiths and Michael I Jordan Joshua B Tenenbaum. Hierarchical topic models and the nested chinese restaurant process. In *in Proceedings of NIPS*, volume 16, page 17. MIT Press, 2004.
- [15] Jiwei Li and Claire Cardie. Timeline generation: tracking individuals on twitter. In *Proceedings of the 23rd international conference on World wide web*, pages 643–652. International World Wide Web Conferences Steering Committee, 2014.
- [16] Jiwei Li and Sujian Li. Evolutionary hierarchical dirichlet process for timeline summarization. In *ACL (2)*, pages 556–560. Citeseer, 2013.
- [17] Jiwei Li, Alan Ritter, Claire Cardie, and Eduard Hovy. Major life event extraction from twitter based on congratulations/condolences speech acts. In *Proceedings of Empirical Methods in Natural Language Processing*, 2014.
- [18] Jiwei Li, Alan Ritter, and Eduard Hovy. Weakly supervised user profile extraction from twitter. *ACL*, 2014.
- [19] Liangda Li, Ke Zhou, Gui-Rong Xue, Hongyuan Zha, and Yong Yu. Enhancing diversity, coverage and balance for summarization through structure learning. In *Proceedings of WWW*, pages 71–80. ACM, 2009.
- [20] Dragomir R Radev, Hongyan Jing, Małgorzata Styś, and Daniel Tam. Centroid-based summarization of multiple documents. *Information Processing & Management*, 40(6):919–938, 2004.
- [21] Lu Ren, David B Dunson, and Lawrence Carin. The dynamic hierarchical dirichlet process. In *Proceedings of ICML*, pages 824–831. ACM, 2008.
- [22] Russell Swan and James Allan. Automatic generation of overview timelines. In *Proceedings of SIGIR*, pages 49–56. ACM, 2000.
- [23] Yee Whye Teh and Gholamreza Haffari. Hierarchical dirichlet trees for information retrieval. 2009.
- [24] Yee Whye Teh, Michael I Jordan, Matthew J Beal, and David M Blei. Hierarchical dirichlet processes. *Journal of the American Statistical Association*, 101(476):1566–1581, 2006.
- [25] Xiaojun Wan and Jianwu Yang. Multi-document summarization using cluster-based link analysis. In *Proceedings of the 31st annual international ACM SIGIR conference on Research and development in information retrieval*, pages 299–306. ACM, 2008.
- [26] Dingding Wang, Tao Li, and Mitsunori Ogihara. Generating pictorial storylines via minimum-weight connected dominating set approximation in multi-view graphs. In *AAAI*, 2012.
- [27] Xuerui Wang and Andrew McCallum. Topics over time: a non-markov continuous-time model of topical trends. In *Proceedings of the CIKM*, pages 424–433. ACM, 2006.
- [28] Rui Yan, Liang Kong, Congrui Huang, Xiaojun Wan, Xiaoming Li, and Yan Zhang. Timeline generation through evolutionary trans-temporal summarization. In *Proceedings of the EMNLP*, pages 433–443. ACL, 2011.
- [29] Rui Yan, Xiaojun Wan, Jahna Otterbacher, Liang Kong, Xiaoming Li, and Yan Zhang. Evolutionary timeline summarization: a balanced optimization framework via iterative substitution. In *Proceedings of SIGIR*, pages 745–754. ACM, 2011.
- [30] Jianwen Zhang, Yangqiu Song, Changshui Zhang, and Shixia Liu. Evolutionary hierarchical dirichlet processes for multiple correlated time-varying corpora. In *Proceedings of CIKM*, pages 1079–1088. ACM, 2010.
- [31] Kuo Zhang, Juan Zi, and Li Gang Wu. New event detection based on indexing-tree and named entity. In *Proceedings of SIGIR*, pages 215–222. ACM, 2007.
- [32] Longhui Zhang, Lei Li, Tao Li, and Qi Zhang. Patent-line: analyzing technology evolution on multi-view patent graphs. In *Proceedings of the 37th international ACM SIGIR conference on Research & development in information retrieval*, pages 1095–1098. ACM, 2014.

Appendix

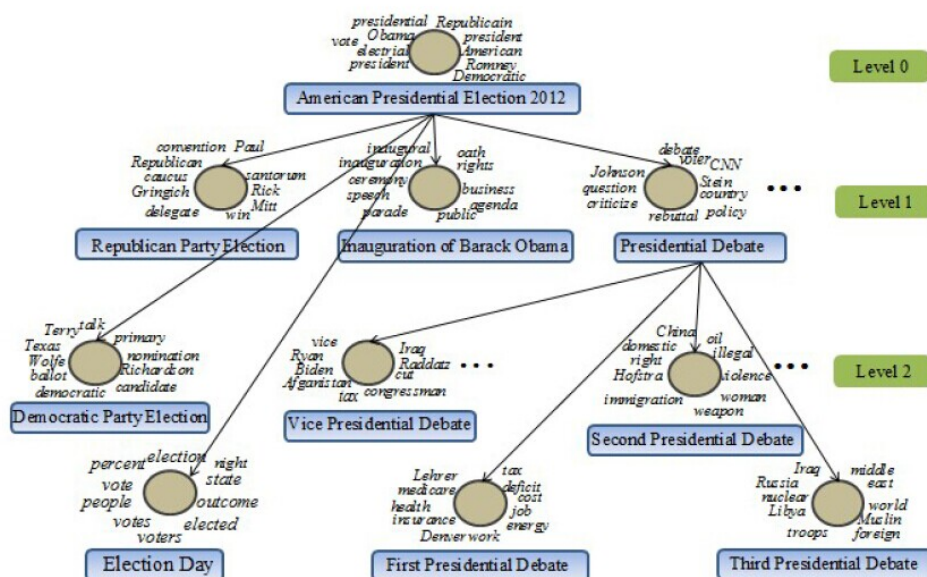


Figure 4: A sample of two-level hierarchical structure in American Presidential Election 2012. Each node denotes a topic and surrounding words denote the top words in that topic. The title for each topic is manually labelled.

Sep.10,2008 S1: Lehman announced a loss of 3.9 billion dollars and their intent to sell off a majority stake in their investment-management business, which includes Neuberger Berman. The stock slid 7%.	April. 25, 2011 S1: Greek unemployment jumps to a six-year peak of 11.3 per cent in January. S2: Interest rates on 10-year Greek bonds jump 36.2 basis points to a new record of 7.84 percent.
Sep. 14, 2008 S1: Lehman Brothers filed for bankruptcy protection and hurtled toward liquidation S2: Merrill Lynch agreed to sell itself on Sunday to Bank of America for roughly 50 billion dollars to avert a	April. 27, 2011 S1: Wolfgang Schauble, Germany's finance minister, issues an urgent appeal to his country's lawmakers in Berlin to back a eurozone loan to Greece to defend the stability of the euro.
Sep. 15, 2008 S1: investors drove stocks down almost 5 percent Monday, sending the Dow Jones industrial average and Standard Poor's 500-stock index to their lowest levels in two years. S2: A.I.G. was downgraded by	April. 28, 2011 S1: Greek crisis is spreading to other peripheral eurozone economies, particularly Portugal, which saw its 10-year bond yields jump 20bp to 5.13 percent, a record high since it joined
Sep. 16, 2008 S1: The Federal Reserve Board authorizes the Federal Reserve Bank of New York to lend up to 85 billion dollars to AIG S2: The net asset value of shares in the Reserve Primary Money Fund falls below 1 dollar	April. 29, 2011 S1: Ratings agency Standard & Poor's downgrades Greek's credit rating to junk status as the country's debt crisis heightens dramatically. S2: Greece's leading commercial banks see their credit ratings lowered to junk
Sep. 17, 2008 S1: Barclays announced it had struck an agreement to buy the broken investment firm's core businesses for 1.75 billion dollars. S2: The SEC announces a temporary emergency ban on short selling stocks of companies	April. 30, 2011 S1: Greece has agreed to the outline of a 24 billion euros austerity package, including a three-year wage freeze for public sector workers, in return for a multibillion-euro loan
Sep. 18, 2008 S1: The FOMC expands existing swap lines by 180 billion dollars and authorizes new swap lines with the Bank of Japan, Bank of England, and Bank of Canada.	May. 2, 2011 Eurozone finance ministers approve a 110bn euros package of emergency loans aimed at averting a sovereign default by Greece and preventing a confidence crisis spreading to countries such as Spain
Sep. 19, 2008 S1: The U.S. Treasury Department announces a temporary guaranty program that will make available up to 50 billion dollars from the Exchange Stabilization Fund to guarantee investments	May. 5, 2011 S1: Violent protests erupt in Athens against the cuts required as part of the austerity package. S2: Three people are killed after they are trapped in a bank branch set ablaze.
Sep. 21, 2008 S1: The Federal Reserve Board approves applications of investment banking companies Goldman Sachs and Morgan Stanley to become bank holding companies.	May. 6, 2011 S1: In spite of the protests, George Papandreou, the prime minister, reiterates his commitment to implementing an austerity package agreed with the Greek Union and International Monetary Fund.

Figure 5: Selected part of timeline generated by tHDT for (a) Financial crisis and (b) Greek Debt Crisis. For each day, timeline is truncated to 30 words.