

# Checking Temporal Properties of Presburger Counter Systems using Reachability Analysis

K. Vasanta Lakshmi, Aravind Acharya, and Raghavan Komondoor

Indian Institute of Science, Bangalore  
{kvasanta,aravind.acharya,raghavan}@csa.iisc.ernet.in

**Abstract.** Counter systems are a well-known and powerful modeling notation for specifying infinite-state systems. In this paper we target the problem of checking temporal properties of counter systems. We first focus on checking liveness properties only, and propose two semi decision techniques for these properties. Both these techniques return a formula that encodes the set of reachable states of a given system that satisfy a given liveness property. A novel aspect of our techniques is that they use reachability analysis techniques, which are well studied in the literature, as black boxes, and are hence able to compute precise answers on a much wider class of systems than previous approaches for the same problem. Secondly, they compute their results by iterative expansion or contraction, and hence permit an approximate solution to be obtained at any point. We state the formal properties of our techniques, and also provide experimental results using standard benchmarks to show the usefulness of our approaches. Finally, we provide a technique for checking arbitrary CTL temporal properties, which use the liveness property checking techniques mentioned above as black boxes.

## 1 Introduction

*Counter systems* are a class of infinite state systems that are equivalent to simple looping programs that use integer variables, without arrays and pointers. A counter system has a finite set of *control states* and a finite set of *counters*, with each counter taking values from the infinite domain of integers. There are transitions between control states, with each transition being *guarded* by a predicate on the counters, and having an *action*, which indicates the updated values of the counters in terms of the old values. *Presburger* logic is the decidable first-order theory of natural numbers. Presburger formulas use variables, constants, addition and subtraction, comparisons, and quantification. The class of counter systems where the guards as well as actions are represented using Presburger formulas are called Presburger counter systems. Presburger counter systems have been shown to be applicable in various settings [1], such as the analysis of the TTP protocol, different broadcast protocols, as well as cache coherence protocols. In the rest of this paper we use “counter system” or even just “system” to refer to Presburger counter systems.

Verification of properties of counter systems has been an important topic in the research literature. While problems such as reachability analysis and temporal property checking are decidable for infinite systems such as pushdown systems and petri-nets [2,3], these problems are in general undecidable on counter systems because of their greater expressive power. This said, various interesting subclasses of counter systems have been identified on which reachability analysis is decidable [4,5,6,7,8]. When it comes to *CTL* [9] temporal property checking, researchers have shown decidability of this problem on significantly narrower classes [10,11]. We seek to bridge this gap somewhat, by proposing a novel CTL property checking technique that uses reachability queries as subroutines.

### 1.1 Our approach

The initial focus in this paper is on checking *liveness* properties, which are a fragment of the full CTL. Intuitively, a *state*  $s$  (i.e., a *vector* of actual counter values) of a counter system is said to satisfy liveness wrt a given “good” property (which is expressed as a Presburger formula on the counter values) if no matter what trace is taken from  $s$  a state that satisfies the good property will eventually be reached [12]. A classic example of a liveness property is that an entity that requests a resource will eventually get the resource (i.e., will not *starve*). If there are no *stuck* states in the system (i.e., states with no outgoing transitions)<sup>1</sup>, then a state  $s$  satisfies the liveness property iff there *does not exist* an infinite trace starting from  $s$  along which none of the states satisfy the good property. That is, using CTL notation,  $s$  ought to satisfy the temporal property  $\neg\mathbf{EG}\phi$ , where  $\phi$  is the negation of the given good property. ( $\mathbf{E}$  represents *existential* quantification over traces, while  $\mathbf{G}$  indicates an infinite trace along which the property  $\phi$  holds *globally*, i.e., on all states.) Therefore, we address the following problem: given a counter system  $M$  and a temporal property  $\mathbf{EG}\phi$ , where  $\phi$  is a formula representing a set of states, return a Presburger formula that encodes the set of reachable states of the system that satisfy this temporal property.

It is easy to see that fix-point computations are required to analyze properties of infinite traces. Our key idea in this paper is to use the fix-point computation capabilities of reachability analysis techniques to solve  $\mathbf{EG}$  properties. Our approach is to perform certain transformations on the given counter system, and then to perform reachability analysis iteratively, hence computing a progressively more precise approximation of the set of states that satisfy the  $\mathbf{EG}$  property. We actually provide two alternative approaches for the same problem: one that computes a growing under-approximation of the solution, and the other that computes a shrinking over-approximation. Both are guaranteed to return a precise answer upon termination; however, termination is not always guaranteed, even on systems that are within the subclasses of systems on which reachability

---

<sup>1</sup> Any counter system with stuck states can be transformed into one without stuck states, by adding a “dead” control state that has an unconditional self-loop with identity action, and by adding transitions that take control from erstwhile stuck states to this control state.

is decidable. In cases where guaranteed termination is not clear, the user can select one of the two approaches based on their desired direction of approximation, and forcibly stop the analysis at any point to obtain an approximate result.

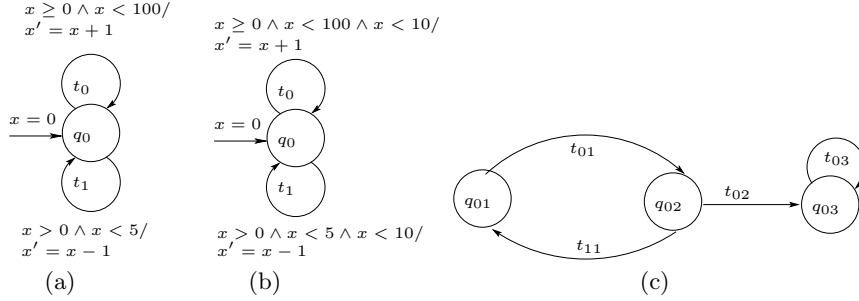
## 1.2 Contributions

- The key novelty of our approach, over previous CTL model-checking approaches [10,11] is the use of reachability analysis black-boxes as subroutines. In particular, as a result, we are able to show that the subclass of systems on which each of our approaches is guaranteed to terminate (with precise solutions) is arguably wider than the subclass addressed by Demri et al. [10] (and potentially incomparable with that of Bozzelli et al.).
- We support approximations in cases where termination is not guaranteed. This is a useful feature that’s not a part of previous approaches.
- For each of our two **EG** approaches we state claims of precision (after termination), approximation in the appropriate direction (before termination), and guaranteed termination on a certain subclass of systems. We provide proofs of these claims in the Appendices A and B.
- We implement both our approaches, and provide experimental results on a large set real-life counter systems provided by the FAST [1] toolkit that are outside the subclass of systems addressed by the approach of Demri et al. [10].
- We provide an algorithm that can return the set of states that satisfy any given CTL property. Previous approaches do not address arbitrarily nested properties. Our approaches for **EG** properties are in fact used as subroutines in this algorithm. We prove that the direction of approximation of this algorithm is correlated with the direction of the approximation of the subroutine(s) used in the algorithm.

The remainder of this paper is organized as follows: In Section 2 we introduce some of the preliminary notions and terminology that underlies our approaches. In Sections 3 and 4 we describe our under-approximation and over-approximation approaches to answer **EG** properties, respectively. In Section 5 we discuss our inductive algorithm for answering CTL properties. Section 6 contains the discussion on our implementation and experimental results, while Section 7 discusses related work. We formally state and prove the theoretical claims of our Algorithms in Appendix A and B.

## 2 Preliminaries

**Definition 1 (Counter System).** *A counter system  $M$  is represented by the tuple  $M = \langle Q, C, \Sigma, \phi^{init}, G, F \rangle$  where  $Q$  is a finite set of natural numbers that encode the control states,  $C$  is a finite set of  $m$  counters,  $\phi^{init}$  is a Presburger formula that represents the initial states of the system,  $\Sigma$  is a finite alphabet representing the set of transitions in  $M$ , such that for each  $b \in \Sigma$  there exists a Presburger formula  $g_b$  and a Presburger formula  $f_b$  that are the guard and action of the transition  $b$ , respectively.*



**Fig. 1.** (a) A counter system  $M$ . (b) Refinement  $M_1$  of  $M$  w.r.t  $(x < 10)$ . (c) A flattening  $N$  of  $M_1$ . Each transition  $t_{ij}$  of  $N$  has the same guard and action as transition  $t_i$  of  $M_1$ .

Figure 1(a) shows a counter system, which also serves as our running example. Here  $Q = \{q_0\}$  (encoded as the natural number zero),  $C = \{x\}$ ,  $\Sigma = \{t_0, t_1\}$ ,  $\phi^{init} = (x = 0)$  (shown as the incoming arrow into the system),  $g_{t_0} \equiv (x \geq 0) \wedge (x < 100)$ ,  $g_{t_1} \equiv (x > 0) \wedge (x < 5)$ ,  $f_{t_0} \equiv (x' = x + 1)$ ,  $f_{t_1} \equiv (x' = x - 1)$ . In our figures we separate the guard and action of a transition using a “/”.

A *state* (denoted by  $\mathbf{s}$ ,  $\mathbf{s}_0$ ,  $\mathbf{s}'$  etc.) in a system is a column vector  $\mathbf{v} \in \mathbb{N}^{m+1}$ . The first element  $v_0$  represents the control state, while the values of rest of the elements  $v_1, \dots, v_m$  represent the values of the counters  $C$ . We sometimes use the term *concrete state* to refer to a state.

Our Presburger formulas use the names of the counters, as well the *control-state variable*  $q$  (which refers to the first element  $v_0$  of a state as mentioned above), as free variables. Any formula can be seen either as a property to be satisfied by a state (e.g., when used in a guard), or as a set of states (e.g., in the context of input to our algorithm or output from our it). Throughout this paper we use  $\phi$ ,  $\phi_i$ , etc., to denote Presburger formulas. Since the example systems we use for illustrations have only a single control-state, we omit the control-state variable  $q$  from the guards, actions, and formulas that we show (it will always be constrained to be zero). Also, sometimes we wish to use extra free variables (on top of the counter names and  $q$ ) in a formula. Our notation in this case is as follows:  $\phi_{(k)}$  is a Presburger formula with an additional free variable  $k$ . (There is another kind of Presburger formula, too, which is used to represent actions of transitions, and uses unprimed and primed versions of the free variables mentioned above.)

A state  $\mathbf{s}$  is said to *satisfy* a formula  $\phi$ , denoted as  $\mathbf{s} \models \phi$ , if the formula  $\phi$  evaluates to true when the free variables in  $\phi$  are substituted by the corresponding values in  $\mathbf{s}$ . For this reason, we often refer to a formula as a “set of states”, by which we mean the states that satisfy the formula.

The semantics of a counter system is as follows. A *concrete transition*  $\mathbf{s} \xrightarrow{b} \mathbf{s}'$  is possible (due to transition  $b$ ) if  $\mathbf{s}$  satisfies  $g_b$  and  $(\mathbf{s}, \mathbf{s}')$  satisfies  $f_b$ . In this case we say that  $\mathbf{s}$  ( $\mathbf{s}'$ ) is an immediate predecessor (successor) of  $\mathbf{s}'$  ( $\mathbf{s}$ ). A

counter system can be *non-deterministic*; i.e., a state could have multiple successor states, either by the action of a single transition itself, or due to different transitions out of a control-state with overlapping guards. However, we assume that systems exhibit *finite branching*; i.e., every state has a finite number of immediate successors.

Given a counter system  $M$ , a *trace*  $t$  “in”  $M$  starting from a state  $\mathbf{s}_0$  is any sequence of states  $\mathbf{s}_0, \mathbf{s}_1, \dots, \mathbf{s}_n$ ,  $n \geq 0$ , such that there is a concrete transition in  $M$  from each state in the sequence to the immediate successor (if any) in the sequence. This definition also generalizes in a natural way to infinite traces. If  $t$  is a trace in  $M$  we also say that  $M$  exhibits  $t$ .  $\text{traces}(M, \phi)$  is the set of all traces in  $M$  from states that satisfy  $\phi$ . A state  $\mathbf{s}_0$  in a system  $M$  is said to satisfy a temporal formula  $\mathbf{EG}\phi$ , written as  $\mathbf{s}_0 \models \mathbf{EG}\phi$ , iff there exists an infinite trace  $\mathbf{s}_0, \mathbf{s}_1, \dots$  in the system such that  $\forall i \geq 0. \mathbf{s}_i \models \phi$ .

**Other definitions.** Given a counter system  $M$  and Presburger formula  $\phi$ , we use the formula  $\text{pre}(M, \phi)$  (which is also a Presburger formula in the counter variables and in  $q$ ) to represent the set of all states that have a successor that satisfies  $\phi$ . For the counter system  $M$  shown in Figure 1(a),  $\text{pre}(M, (x \leq 2)) \equiv (x \geq 0) \wedge (x \leq 3)$ .

An extension of the above definition is the formula  $\text{pre}^k(M, \phi)_{(k)}$ . This represents the set of all states from which some state that satisfies  $\phi$  can be reached in exactly  $k$  steps (i.e.,  $k$  concrete transitions). Note that  $k$  is an extra free variable in the formula  $\text{pre}^k(M, \phi)_{(k)}$ . For our example system  $M$ ,  $\text{pre}^k(M, x = 4)_{(k)} \equiv (x \leq 4) \wedge (x \geq (4 - k)) \wedge (\text{even}(k) \Rightarrow \text{even}(x)) \wedge (\text{odd}(k) \Rightarrow \text{odd}(x))$ .

The backward reachability set for a set of states  $\phi$ , namely  $\text{pre}^*(M, \phi)$ , represents the set of all states from which a state in  $\phi$  can be reached in zero or more steps. For our example system  $M$ ,  $\text{pre}^*(M, x \leq 4) \equiv x \leq 4$ .

A system  $M_1$  is said to be a *refinement* of a system  $M$  wrt to a formula  $\phi$ , written as  $M_1 \equiv \text{refineSystem}(M, \phi)$ , if  $M_1$  is identical to  $M$  in every way except that the guard of each transition in  $M_1$  is the corresponding guard in  $M$  *conjoined* with  $\phi$ . For instance, the system  $M_1$  in Figure 1(b) is a refinement of the system  $M$  in part (a) of the same figure wrt the formula ‘ $x < 10$ ’. Intuitively,  $M_1$  exhibits exactly those traces in  $M$  that do not go through a concrete transition from a state that does not satisfy  $\phi$ .

A *flat* counter system is one in which no two distinct cycles among its control states overlap. That is, all cycles among its control states are simple cycles. A flat system  $N$  is said to be a *flattening* of a system  $M$  if, intuitively, (a) the two systems use the same set of counters, (b) each control-state  $q_i$  of  $M$  occurs zero or more times in  $N$ , with each of these copies encoded by the *same* natural number as  $q_i$ , and (c) any transition in  $N$  from a control-state  $q_{ij}$  (a copy of  $q_i$  in  $M$ ) to a control-state  $q_{kl}$  (a copy of  $q_k$  in  $M$ ) has the same guard and action as some transition from  $q_i$  to  $q_k$  in  $M$ . It is easy to see that in general, for *any* set of states  $\phi$ ,  $\text{traces}(N, \phi) \subseteq \text{traces}(M, \phi)$ . We say that  $N$  is a *trace flattening* of  $M$  wrt to a specific set of states  $\phi$  if  $\text{traces}(N, \phi) = \text{traces}(M, \phi)$ .

For instance, Figure 1(c) shows a flattening  $N$  of the (non-flat) system  $M_1$  in part (b) of the figure. Control state  $q_0$  in  $M_1$  has three copies in  $N$ ; also, each

transition  $t_{ij}$  in  $N$  corresponds to transition  $t_i$  in  $M_1$ .  $N$  is a trace flattening of  $M_1$  wrt the set of states ‘ $x \geq 5$ ’. On the other hand, any trace that involves taking transition  $t_1$  twice in a row, such as ‘ $x = 4, x = 3, x = 2$ ’ is missing in  $N$ .

### 3 Under-Approximation Approach for EG Properties

In this section we describe our under-approximation approach for solving **EG** properties, implemented as Algorithm *computeGlobalUnder*. The input to the algorithm is a counter system  $M$  and a temporal property **EG** $\phi$ . We first present the key ideas behind our approach, and then finally present our entire approach in pseudo-code form.

#### 3.1 Our approach

*Using refinement and reachability.* Let  $M_1$  be the refinement of the given system  $M$  wrt the given  $\phi$ ; i.e.,  $M_1 \equiv \text{refineSystem}(M, \phi)$ . Clearly, a state satisfies **EG** $\phi$  in  $M$  iff it satisfies **EG** $\phi$  in  $M_1$ , which in turn is true iff there is at least one infinite trace from this state in  $M_1$ ; this is because *every* concrete transition in  $M_1$  starts from a state that satisfies  $\phi$ . Our objective now is to find a Presburger formula, somehow using reachability analysis, that represents the set of states in  $M_1$  that have an infinite trace starting from them. Two key insights that make this possible are: (a) In a finite-branching system, as per Koenig’s Lemma, there is an infinite trace from a state iff there are traces starting from it of *all possible* lengths  $k$ , for  $k \geq 0$ . (b) A state has a trace of length  $k$  from it iff it satisfies the formula  $\text{pre}^k(M_1, \phi)_{(k)}$ , which can be computed by reachability analysis. Therefore, with this formula in hand, one only needs to eliminate  $k$  as a free variable from it using universal quantification, as in  $\forall k \geq 0. \text{pre}^k(M_1, \phi)_{(k)}$ , to obtain the precise set of states that satisfy **EG** $\phi$  in  $M$ .

*Computing  $\text{pre}^k(M_1, \phi)_{(k)}$ .* Existing reachability analysis that are based on “accelerations” [4,6,7,8] can be used as black-boxes for computing the formula  $\text{pre}^k(M_1, \phi)_{(k)}$ . However, a key limitation of all these techniques is that although they can compute the formula  $\text{pre}^*(M_1, \phi)$  for interesting subclasses of systems, on the more difficult problem of computing the formula  $\text{pre}^k(M_1, \phi)_{(k)}$  their applicability is restricted to the narrow class of flat systems. Whereas, most practical systems, such as those provided by the Fast toolkit [1] are not flat, and are not even trace-flattable wrt large subsets of states in the system. A way out of this quandary is to obtain any flattening  $N$  of  $M_1$ , and to compute the formula  $\text{pre}^k(N, \phi)_{(k)}$ . The presence of an infinite trace in  $N$  from any state  $s$  implies the presence of the same trace in  $M_1$ . Therefore, the set of states that satisfy **EG** $\phi$  in  $N$  (as represented by the formula  $\forall k \geq 0. \text{pre}^k(N, \phi)_{(k)}$ ) is guaranteed to be a subset (i.e., an under-approximation) of the set of states that satisfy **EG** $\phi$  in  $M_1$ .

We now build upon the idea above by systematically enumerating various flattenings of  $M_1$ , and by accumulating the sets of states that satisfy **EG** $\phi$  in

**Require:** A system  $M$  and a set of states  $\phi$ .

**Ensure:** Returns a set of states, and a label *approx* which indicates whether the returned set is precise or is an under-approximation of  $\mathbf{EG}\phi$  in  $M$ .

```

1:  $M_1 \leftarrow \text{refineSystem}(M, \phi)$ .  $k \leftarrow 1$ .  $X \leftarrow \emptyset$ .
2: while not forced to stop do
3:    $FLAT \leftarrow$  All flattenings of  $M_1$  of length  $k$ 
4:   for all  $N \in FLAT$  do
5:      $X \leftarrow X \vee \text{pre}^*(N, X)$ 
6:      $X \leftarrow X \vee \forall k \geq 0. \text{pre}^k(N, \phi)_{(k)}$ 
7:     if  $\text{isTraceFlattening}(M_1, N, \phi - X)$  then
8:       return  $(X, \text{precise})$ 
9:    $k \leftarrow k + 1$ 
10: return  $(X, \text{under})$ 

```

**Fig. 2.** Algorithm *computeGlobalUnder*

these flattenings. Therefore, this accumulated set, which we call  $X$ , is a monotonically non-decreasing under-approximation of the set of states that satisfy  $\mathbf{EG}\phi$  in  $M_1$ . In order to be systematic, we enumerate flattenings of  $M_1$  in increasing order of *length*, where the length of a flattening is the number of transitions it possesses.

*Termination condition.* There is no obvious way to decide to stop enumerating flattenings of  $M_1$  based just on whether the set  $X$  is still growing or has stopped growing. Therefore, the termination condition that we actually use is as follows: when we come across a flattening  $N$  of  $M_1$  such that  $\text{traces}(M_1, \phi - X) = \text{traces}(N, \phi - X)^2$ , we stop, and return the current set  $X$  as the precise solution. Our termination condition is correct for the following reason:  $X$  contains all states that satisfy  $\mathbf{EG}\phi$  in  $N$  (in addition to states that satisfied  $\mathbf{EG}\phi$  in other flattenings enumerated prior to  $N$ ). Therefore,  $\phi - X$  describes states that do not satisfy  $\mathbf{EG}\phi$  in  $N$ , but could potentially satisfy  $\mathbf{EG}\phi$  in  $M_1$ . However, since every trace in  $M_1$  starting from states in  $\phi - X$  is also present in  $N$  (as per the termination check) these states do not satisfy  $\mathbf{EG}\phi$  in  $M_1$ , either. Therefore  $X$  represents precisely the set of states that satisfy  $\mathbf{EG}\phi$  in  $M_1$ .

Figure 2 shows the pseudo-code for Algorithm *computeGlobalUnder*. We have already discussed all the details of this algorithm. One point to note is line 5; this makes sense because any state from which a state in  $\mathbf{EG}\phi$  is reachable itself satisfies  $\mathbf{EG}\phi$ .

*Illustration.* Say we want to solve the property  $\mathbf{EG}\phi$ , where  $\phi \equiv x < 10$ , for the system  $M$  in Figure 1(a). The refined system  $M_1$  is shown in part (b) of the figure. Part (c) of the figure shows a flattening  $N$ , wherein the set of states that satisfy  $\mathbf{EG}\phi$  is  $x < 5$ . Ignoring other flattenings that might have been enumerated before  $N$ , let's treat  $X$  as being equal to  $x < 5$ . It can be observed that

<sup>2</sup> This check is decidable provided  $\text{pre}^*$  can be computed on the flattening  $N$  [10].

$traces(M_1, \phi - X) = traces(N, \phi - X)$ . Therefore the algorithm will terminate on this input with answer ( $x < 5$ ).

### 3.2 Theoretical claims

It is not very difficult to see that the set  $X$  maintained by the algorithm is a monotonically non-decreasing under-approximation of the set of states that satisfy  $\mathbf{EG}\phi$  in  $M$ . Also, that upon termination the accumulated set  $X$  contains the precise solution. However, it is *not* necessarily true that in all cases where  $X$  becomes equal to the precise solution the algorithm will detect this situation and terminate.

A sufficient condition for the termination of the algorithm on a system  $M$  is that (a)  $pre^k$  and  $pre^*$  queries terminate on flattenings of the refined system  $M_1$ , and (b) the system  $M_1 \equiv refineSystem(M, \phi)$  has a flattening  $N$  such that  $traces(N, \phi - X) = traces(M_1, \phi - X)$ , where  $X$  is the set of states that satisfy  $\mathbf{EG}\phi$  in  $N$ .

While this is a simple condition to state, it actually under-approximates the cases on which the algorithm terminates, because the algorithm actually uses the accumulated set  $X$  in its termination check. Yet, this characterization describes a class that's strictly broader than the class addressed by the approach of Demri et al. [10], which targets only the class of systems  $M$  that are trace-flattable wrt  $\phi^{init}$ ; i.e.,  $M$  needs to have a flattening  $N$  such that  $N$  exhibits *all* traces that  $M$  exhibits from *all* states that are reachable in  $M$ .

We provide formal statements and proofs of all our claims in Appendix A.

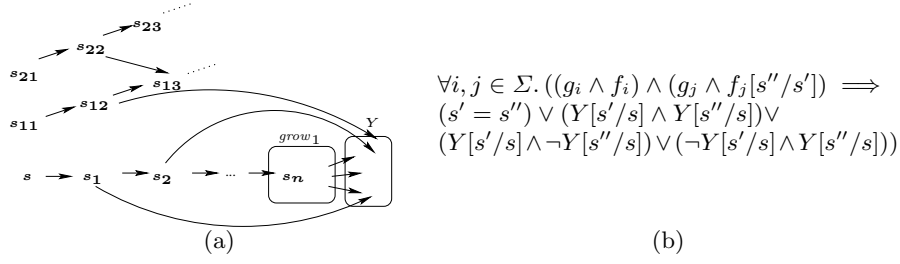
## 4 Over-Approximation Approach for EG Properties

Given a counter system  $M$  and a temporal formula  $\mathbf{EG}\phi$  this algorithm first computes the refined system  $M_1 \equiv refineSystem(M, \phi)$ , and then iteratively accumulates in a set  $Y$  a growing set of states that definitely *do not satisfy*  $\mathbf{EG}\phi$ . Upon termination it returns  $\phi^{reach} - Y$  as the precise set of states that satisfy  $\mathbf{EG}\phi$  in  $M$ , whereas upon a forced stop it returns  $\phi^{reach} - Y$  as an over-approximation.  $\phi^{reach}$  is a Presburger formula representing the set of reachable states in  $M$ . This approach basically resembles the classical approach for solving  $\mathbf{EG}$  properties for finite-state systems [9], but uses reachability analysis as a black-box to accelerate the process of adding states to  $Y$ .

### 4.1 Details of the approach

Recall that a state does not satisfy  $\mathbf{EG}\phi$  in  $M_1$  iff all traces starting from it are finite. Therefore, the algorithm starts by initializing the set  $Y$  to the set of states that don't satisfy  $\phi$  or are "stuck" (i.e., have no outgoing transition) in  $M_1$ , since these states trivially do not satisfy  $\mathbf{EG}\phi$  ( $M_1$  could have stuck states even if the original system  $M$  did not). Subsequently, in each iteration,





**Fig. 3.** (a) Illustration of formula  $grow_2$ . (b) Formula for  $\phi_{atmost\_one\_succ\_outside\_Y}$ .

the algorithm identifies states that do not satisfy  $\mathbf{EG}\phi$  in  $M_1$ , using two different conditions as described below, and adds them to  $Y$ .

*Condition 1:* If all successors of a state  $s$  are in  $Y$  then  $s$  can be added to  $Y$ . The states that satisfy this property can be identified using the following Presburger formula:

$$grow_1 \equiv (\forall s'. ((g_1 \wedge f_1) \vee (g_2 \wedge f_2) \vee \dots \vee (g_n \wedge f_n) \implies Y[s'/s])) - Y$$

Assuming  $Y$  is a Presburger formula in the counter variables and  $q$ ,  $grow_1$  is also a Presburger formula in these same variables.  $Y[s'/s]$  represents the variant of  $Y$  where each variable is substituted with its primed version.

*Condition 2:* Ignoring all concrete transitions whose target state is already in  $Y$ , if a state  $s$  is such that (a) there is only one trace  $t$  in  $M_1$  starting from  $s$  (not counting prefixes of this trace  $t$ ), and (b)  $t$  reaches a state that satisfies  $grow_1$  after a finite number of steps, then  $s$  can be added to  $Y$ . In the illustration in Figure 3(a), states  $s, s_1, s_2$ , etc., satisfy both sub-conditions (a) and (b) mentioned above; state  $s_{11}$  satisfies only sub-condition (a), while state  $s_{21}$  satisfies neither of the two sub-conditions.

The states that satisfy sub-condition (a) can be identified using the following Presburger formula:

$$grow_{2a} \equiv \neg(pre^*(M_1, \neg\phi_{atmost\_one\_succ\_outside\_Y}))$$

where  $\phi_{atmost\_one\_succ\_outside\_Y}$  represents the states that have at most one successor state that is not already in  $Y$ . Therefore,  $\neg\phi_{atmost\_one\_succ\_outside\_Y}$  represents states that have two or more successors outside  $Y$ . Therefore, the transitive predecessors of these states are the ones that *don't* belong to  $grow_{2a}$ .

The formula for  $\phi_{atmost\_one\_succ\_outside\_Y}$  is shown in Figure 3(b). Intuitively, the part before the ' $\implies$ ' identifies pairs of successor states ( $s', s''$ ) of the state  $s$  under consideration, while the part after the ' $\implies$ ' requires that  $s$  and  $s'$  be the same state, or that at least one of them be already in  $Y$ .  $g_i, f_i$  are the guard and action of transition  $i$ , respectively.

Now, sub-condition (b) above is captured by the following formula:  $grow_{2b} \equiv pre^*(M_1, grow_1)$ . Therefore, the states to be in added to  $Y$  by *Condition 2* are described by the formula  $grow_2 \equiv grow_{2a} \wedge grow_{2b}$ .

**Require:** A system  $M$  and a set of states  $\phi$ .

**Ensure:** Returns a set of states, and a label *approx* which indicates whether the returned set is precise or is an over-approximation of  $\mathbf{EG}\phi$  in  $M$ .

```

1:  $M_1 = \text{refineSystem}(M, \phi)$ 
2: /* Initialize  $Y$  to states that have no successors or don't satisfy  $\phi$ . */
3:  $Y = \neg(g_1 \vee g_2 \vee \dots \vee g_n) \vee \neg\phi$ 
4: while ( $grow_1 \vee grow_2$ ) is satisfiable)  $\wedge$  not forced to stop do
5:    $Y = Y \vee (grow_1 \vee grow_2)$ 
6: return ( $grow_1 \vee grow_2$ ) is satisfiable) ? ( $\phi^{reach} - Y$ , over) : ( $\phi^{reach} - Y$ , precise)

```

**Fig. 4.** Algorithm *computeGlobalOver*

Figure 4 shows the pseudo-code for the entire algorithm. Note that the termination condition is that  $grow_1$  and  $grow_2$  are both unsatisfiable (i.e., empty).

*Illustration.* Consider the example system  $M$  given in Figure 1(a) and the property  $\mathbf{EG}\phi$ , where  $\phi \equiv x < 10$ . The over-approximation algorithm initializes the set  $Y$  to  $x \geq 10$ . In the first iteration of the loop state ( $x = 9$ ) has its only successor ( $x = 10$ ) in  $Y$  and hence will satisfy  $grow_1$ . Also, the states  $(x \geq 5) \wedge (x < 9)$  have only one outgoing trace starting from them and every such trace ends in state in  $x = 9$ . Hence states  $(x \geq 5) \wedge (x < 9)$  satisfy  $grow_2$ . Hence,  $Y$  gets expanded to  $x \geq 5$ . In the next iteration no states satisfy  $grow_1$  or  $grow_2$ , and hence the algorithm terminates. It returns the set of reachable states that are not in  $Y$ , namely  $(x \geq 0) \wedge (x < 5)$ .

## 4.2 Theoretical claims

We have already argued informally that the algorithm (a) maintains a growing under-approximation  $Y$  of the set of states in  $M_1$  that do not satisfy  $\mathbf{EG}\phi$ , and (b) terminates iff  $Y$  becomes precisely equal to this set.

In order to make an intuitive argument about termination we argue termination of our algorithm on three successive classes, each one wider than the previous one. The first class is the class of systems  $M$  such that the refined system  $M_1$  is flat and such that *pre\** queries on it terminate. Any flat system can be seen as a directed acyclic graph (DAG), whose elements are simple cycles or transitions that are not part of any cycle. We argue that the algorithm “processes” any element  $e$ , i.e., identifies all states “in” the control-states in  $e$  that need to be added to  $Y$ , in the immediate subsequent iteration after all successor elements of  $e$  in the DAG have been processed. Intuitively,  $grow_1$  is responsible for processing elements that are transitions, and  $grow_2$  for simple cycles.

The next class is the class of systems  $M$  such that the refined system  $M_1$  has a *trace flattening* wrt  $\phi^{init}$  and such that *pre\** queries on  $M_1$  terminate. This is a generalization of the class on which the approach of Demri et al. [10] terminates. Our argument for this class is a simple extension of our argument for flat systems that is based on the structure of the trace flattening of the system  $M_1$  rather than on the structure of  $M_1$  itself.

Our final class is of systems  $M$  such that (a)  $pre^*$  queries on the refined system  $M_1$  terminate, (b) there exists an integer bound  $k$ , and a (finite or infinite) set of flattenings of  $M_1$  such that each flattening  $N$  in the set contains at most  $k$  simple cycles (each one involving an arbitrary number of control states), and such that each trace in  $M_1$  that starts from a state that does not satisfy  $\mathbf{EG}\phi$  is exhibited by at least one of the flattenings mentioned above. (As it was with the under-approximation algorithm, this characterization is a sufficient condition, and does not exhaustively cover all cases on which our algorithm terminates.)

We provide a proof sketch of the final claim above, and full proofs of all other claims in Appendix B.

An interesting question that is left to future work is to determine whether our over-approximation algorithm terminates on a wider class of systems than our under-approximation algorithm. (The converse is definitely not true.)

## 5 Algorithm for full CTL

In this section we give an inductive framework to answer *CTL* properties in counter systems. Before we introduce the framework, we give the syntax and the semantics of the temporal properties that we consider in this framework. Temporal properties are used to formally specify properties on sequences of states (i.e, paths) in a transition system. *CTL* properties allow us to quantify over paths in a transition system. Following the idea of Demri et al.[10] we extend the *CTL* grammar to let Presburger formulas of the form  $\phi$ , be the basic propositions in the temporal properties. Temporal properties in the *existential normal form* of CTL can be defined by the following grammar

$$\psi \equiv \phi \mid \neg\psi \mid \psi \vee \psi \mid \mathbf{EX}\psi \mid \mathbf{E}(\psi \mathbf{U} \psi) \mid \mathbf{EG}\psi \quad (1)$$

Throughout the report we use  $\psi, \psi_i$ , etc., to denote temporal properties.

A state  $\mathbf{s}_0$  satisfies a temporal formula  $\psi$ , written as  $\mathbf{s}_0 \models \psi$ , as per the following definition

- $\mathbf{s}_0 \models \phi \iff \mathbf{s}_0$  is a solution to  $\phi$ .
- $\mathbf{s}_0 \models \neg\psi \iff \mathbf{s}_0 \not\models \psi$
- $\mathbf{s}_0 \models \psi_1 \vee \psi_2 \iff \mathbf{s}_0 \models \psi_1$  or  $\mathbf{s}_0 \models \psi_2$
- $\mathbf{s}_0 \models \mathbf{EX}\psi_1 \iff$  there exists a state  $\mathbf{s}_1$  such that  $\mathbf{s}_1 \models \psi_1$  and  $\mathbf{s}_1$  is a successor state of  $\mathbf{s}_0$ .
- $\mathbf{s}_0 \models \mathbf{E}(\psi_1 \mathbf{U} \psi_2) \iff$  there exists a trace  $\mathbf{s}_0, \mathbf{s}_1, \dots, \mathbf{s}_k$  in the system such that  $\mathbf{s}_k \models \psi_2$  and  $\forall i, 0 \leq i < k. \mathbf{s}_i \models \psi_1$ .
- $\mathbf{s}_0 \models \mathbf{EG}\psi \iff$  there exists an infinite trace  $\mathbf{s}_0, \mathbf{s}_1, \dots$  in the system such that  $\forall i \geq 0. \mathbf{s}_i \models \psi$ .

Any *CTL* formula involving universal path quantifiers has an equivalent *CTL* formula in existential normal form. Therefore, we restrict ourselves to formulas in existential normal form.

The problem of *global* model-checking (which we simply refer as model-checking) is to find the set of states  $\phi$  in the counter system  $M$  such that a

state  $s$  satisfies the given temporal property  $\psi$  if and only if  $s \models \phi$ . A more specific variant of this problem is the problem of *local* model-checking. Given a temporal property  $\psi$  and a set of states  $\phi$  in the counter system  $M$ , the problem of local model-checking returns *true* if and only if every state  $s$  that satisfies  $\phi$  also satisfies the temporal property  $\psi$ . In this report we focus on the problem of *global* model-checking a given CTL property in a given counter system.

Let  $M = \langle Q, C, \Sigma, \phi^{init}, G, F \rangle$  be a given counter system and let  $\psi$  be a given temporal property in existential normal form. We assume that the reachable state space of the system  $M$ , represented by formula  $\phi^{reach}$ , has been pre-computed, and that the guard of each transition in  $M$  has been refined (i.e., conjuncted) with this formula. In this report we say that the set of states that satisfy the temporal property  $\psi$  is computed precisely if the formula that we return precisely represents the set of reachable states of  $M$  that satisfy  $\psi$ . Hence the assumption of the guard of each transition being conjuncted with  $\phi^{reach}$  is essential.

### 5.1 The main algorithm

Algorithm 1 takes the counter system  $M$ , the temporal property  $\psi$  and an enumerator *label* (we will discuss the significance of this argument later) as arguments, and returns a pair  $(\phi, approx)$ , where  $\phi$  is a formula that represents the set of states of  $M$  that satisfy  $\psi$ , and *approx* is an enumeration whose value is “*precise*” if the returned formula is precise, “*under*” if it is an under-approximation, and “*over*” if it is an over-approximation of the set of states that satisfy  $\psi$ .

The routines *computeUntil* and *computeGlobal* in the algorithm (Line 17 and Line 21) use a reachability analysis technique as a black box to model-check *until* and *global* properties, respectively. We describe these routines in detail later in this Section; it is these routines that make the algorithm generic. There are many reachability analysis techniques for different classes of counter systems. Hence the algorithm can be applied to a variety of classes of counter systems which have finite branching and have a black box to compute the reachable states of the given counter system  $M$ . We treat the enumeration set  $\{over, under, precise\}$  as a *meet semi-lattice*, which we call the lattice *Approx*, with both *over* and *under* dominating *precise* as shown in Figure 5. The input argument *label* and the returned enumerator  $\approx$  are elements from this lattice.

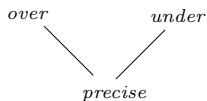


Fig. 5. The Lattice *Approx*

The join operation on this lattice is denoted using “ $\sqcup$ ” (with join of *over* and *under* being undefined); also, we define a negation operator “ $\neg$ ” on this lattice,

---

**Algorithm 1**  $SAT(M, \psi, label)$ 

---

**Input:** A counter system  $M = \langle Q, C, \Sigma, \phi^{init}, G, F \rangle$  and a temporal property  $\psi$  and an enumerator  $label$  which indicates whether the set of states that satisfy  $\psi$  should be computed precisely or under-approximated or over-approximated.

**Output:** A pair  $(\phi, approx)$ , where  $\phi$  is a Presburger formula representing the set of states that satisfy the formula  $\psi$ , and  $approx$  is one of the enum values from the lattice  $Approx$ , indicating whether  $\phi$  is precise, under-approximated, or over-approximated.

```
1: if  $\psi = \phi_i$  { $\psi$  is a basic proposition.} then
2:   return  $(\phi^{reach} \wedge \phi_i, precise)$ 
3: else if  $\psi = \neg\psi_1$  then
4:    $(\phi_1, approx) \leftarrow SAT(M, \psi_1, \neg label)$ 
5:    $approx_1 = \neg approx$ 
6:   return  $(\phi^{reach} \wedge \neg\phi_1, approx_1)$ 
7: else if  $\psi = \psi_1 \vee \psi_2$  then
8:    $(\phi_1, approx_1) \leftarrow SAT(M, \psi_1, label)$ 
9:    $(\phi_2, approx_2) \leftarrow SAT(M, \psi_2, label)$ 
10:  return  $(\phi_1 \vee \phi_2, approx_1 \sqcup approx_2)$ 
11: else if  $\psi = \mathbf{EX}\psi_1$  then
12:   $(\phi_1, approx) \leftarrow SAT(M, \psi_1, label)$ 
13:  return  $(pre(M, \phi_1), approx)$ 
14: else if  $\psi = \mathbf{E}(\psi_1 \mathbf{U} \psi_2)$  then
15:   $(\phi_1, approx_1) \leftarrow SAT(M, \psi_1, label)$ 
16:   $(\phi_2, approx_2) \leftarrow SAT(M, \psi_2, label)$ 
17:   $(\phi, approx_3) \leftarrow computeUntil(M, \phi_1, \phi_2, label)$ 
18:  return  $(\phi, approx_1 \sqcup approx_2 \sqcup approx_3)$ 
19: else if  $\psi = \mathbf{EG}\psi_1$  then
20:   $(\phi_1, approx_1) \leftarrow SAT(M, \psi_1, label)$ 
21:   $(\phi, approx_2) \leftarrow computeGlobal(M, \phi, label)$ 
22:  return  $(\phi, approx_1 \sqcup approx_2)$ 
```

---

as follows:  $\neg approx \equiv (approx = under) ? over : (approx = over) ? under : precise$ .

The algorithm has a case structure, dependent on the root operator of  $\psi$ . If  $\psi$  is a basic proposition  $\phi_i$  or any boolean combinations of temporal properties, then the set of reachable states that satisfy the formula  $\psi$  can be computed in a straightforward way. In case of negations we invert the enumerator *approx*. Model-checking “next” state properties involves a computing the immediate predecessors of a set of states (Line 13): to model-check  $\mathbf{EX}\psi$  we first find the set of states  $\phi_1$  that satisfy  $\psi$ .  $pre(M, \phi_1)$  gives the set of states that satisfies  $\mathbf{EX}\psi$ .  $pre(M, \phi_1)$  can be computed easily because the transitions give the *pre-post* relation between the states of the counter system.

For until property  $\mathbf{E}(\psi_1 \mathbf{U} \psi_2)$ , we first recursively find the set of states  $\phi_1$  and  $\phi_2$  that satisfy  $\psi_1$  and  $\psi_2$  respectively. Now our problem reduces to finding the set of states that satisfy the property  $\mathbf{E}(\phi_1 \mathbf{U} \phi_2)$ . This problem can not be solved using the normal standard *CTL* algorithm because of the following reason: The *CTL* algorithm maintains a set  $X$  which is initialized with set of states that satisfy  $\psi_2$ .  $X$  is iteratively populated with the set of immediate predecessors of  $X$  that satisfy  $\psi_1$  till  $X$  reaches a fix-point. This fix-point computation need not terminate in general. Accelerations compute the set of reachable states of single loops in one step. Hence they help in computing a possibly infinite set of states in one go rather than multiple iterations and help in termination of until properties. The routine *computeUntil* computes the set of states that satisfy  $\mathbf{E}(\phi_1 \mathbf{U} \phi_2)$  using reachability analysis tools, which use acceleration techniques, as black-box. It takes the the counter system  $M$  and a set of states  $\phi$  as the input (the parameter *label* is discussed later) and returns the set of states  $\phi$  and an enumerator *approx* indicating whether  $\phi$  is precise or under-approximation or over-approximation of the set of states that satisfy  $\mathbf{E}(\phi_1 \mathbf{U} \phi_2)$ . Implementing this routine is straight forward and is discussed in Section 5.3.

To model-check the formula  $\psi \equiv \mathbf{EG}\psi_1$  (Line 19), we first compute the set of states  $\phi_1$  that satisfy  $\psi_1$ . We then call the routine *computeGlobal* which takes the the counter system  $M$  and a set of states  $\phi$  (the parameter *label* is discussed later) as the arguments. The routine *computeGlobal* uses the routines *computeGlobalUnder* and *computeGlobalOver*, that were discussed in Section 3 and 4, which is shown later in this section.

## 5.2 Ensuring sound approximations

Note that routines *computeUntil* and *computeGlobal* may, in general, under- or over-approximate the formulas they return. However, certain constraints are required on these behaviors, as otherwise the algorithm as a whole would not be able to soundly determine for each sub-property whether it is being solved precisely, or in an over- or under-approximated manner. For instance consider the property  $\psi \equiv \psi_1 \vee \psi_2$ ; if one of  $\psi_1, \psi_2$  is under-approximated *and* the other one is over-approximated, then we can say nothing about the approximation direction of  $\psi$  itself. To address this issue, we take an enumerator *label* as an input to Algorithm 1 which is an element from the lattice *Approx*. The idea is that if

*label* is *precise* in a call to Algorithm 1 then we *necessarily* need to compute a precise formula for  $\psi_i$ ; if *label* is *over* (*under*) then we are free to compute either a precise or an over-approximated (under-approximated) formula for  $\psi_i$ . Given a direction of approximation for  $\psi$  every sub-property of  $\psi$  has to be approximated in a particular direction. Algorithm 1 computes the direction of approximation of each each sub-property of  $\psi$  in the top-down phase. In the bottom up phase of the algorithm it computes the set of states that satisfies every sub-property of  $\psi$  in such a way that the returned set of states for each call, *respects* the computed direction of approximation of the particular sub-property

The routine *computeGlobal* can be implemented in a straight forward way using the routines *computeGlobalUnder* and *computeGlobalOver* as shown in Algorithm 2. Algorithm 2 takes a counter system  $M$ , a set of states  $\phi$  and

---

**Algorithm 2** *computeGlobal*( $M, \phi, label$ )

---

**Input:** A counter system  $M$ , A set of states  $\phi$  and an enumerator  $label \in Approx$ .

**Output:** A set of states  $\phi_1$  which satisfy the set property  $\mathbf{EG}\phi$  in the counter system  $M$  and an enumerator *approx* which indicates the direction of approximation of  $\phi$  with respect to the actual set of states that satisfy the property  $\mathbf{EG}\phi$  in  $M$ . The returned enumerator will be such that  $approx \sqsubseteq label$ .

**if**  $label = under$  **then**

$(\phi_1, approx) \leftarrow computeGlobalUnder(M, \phi)$

**else**

$(\phi_1, approx) \leftarrow computeGlobalOver(M, \phi)$

**return**  $(\phi_1, approx)$ .

---

chooses the routine to be executed based on the input label *label*. If *label* is *under* then we invoke the routine *computeGlobalUnder* else we invoke the routine *computeGlobalOver*. In *label* is *precise*, any of the above two methods can be invoked provided we do not allow premature termination of these routines.

The routines *computeUntil* and *computeGlobal* that we provide return the direction of approximation. This returned direction may not be the same as the one provided in the argument. For example, if *label* for the property  $\mathbf{EG}\psi_1$  is *under*, the routine *computeGlobal*( $M, \phi_1, label$ ) may return *precise* if the set of states that satisfy the formula  $\mathbf{EG}\psi_1$  is computed precisely. Algorithm 1 would return *precise* as the direction of approximation. We assume that the enumerator *approx* returned by the routines *computeUntil* and *computeGlobal* is dominated by the enumerator *label*. In general the direction of approximation returned by Algorithm 1 will be  $\sqsubseteq$  (dominated) by the enumerator in the argument.

**Theorem 1.** *Given a temporal property  $\psi$  and a counter system  $M$ , let the Algorithm  $SAT(M, \psi, label)$  return the enumerator *approx* along with the formula  $\phi$  that represents the set of states that satisfy the property  $\psi$ . Then  $approx \sqsubseteq label$  and  $\phi$  approximates the set of states that satisfy  $\psi$  in the direction given by the returned enumerator *approx* provided the routines *computeGlobal* and *computeUntil* are implemented correctly. Each routine is said to be correct if the*

enumerator and set of states returned by them is such that it approximates the precise set of states that satisfy the property given to the routine in the direction given by the enumerator returned by the routine.

*Proof.* We prove the above theorem by induction on height of the temporal property  $\psi$ .

*Induction Hypothesis:* Let  $\psi$  be a formula of height  $k$ . Then  $approx \sqsubseteq label$  and  $\phi = SAT(M, \psi, label)$  approximates the set of states that satisfy  $\psi$  in the direction given by the returned enumerator  $approx$  provided the routines  $computeGlobal$  and  $computeUntil$  are implemented correctly.

*Base case:*  $\psi$  is a basic proposition  $\phi_i$ . Then  $SAT(M, \psi, label)$  returns  $(\psi \equiv \phi_i \wedge \phi^{reach}, precise)$  which precisely represents the set of reachable states that satisfy  $\psi$ . Also the returned enumerator  $precise \sqsubseteq label$  for any  $label \in Approx$ .

*Induction Step:* Let  $\psi$  be a formula of height  $k + 1$ . Then we will prove the hypothesis case by case.

- If  $\psi \equiv \mathbf{EX}\psi_1$  or  $\psi \equiv \psi_1 \vee \psi_2$  then it is easy to see that the hypothesis holds.
- Let  $\psi = \neg\psi_1$  and  $(\phi_1, approx) = SAT(M, \psi_1, \neg label)$ . It is easy to see that the set of states that satisfy  $\psi$  is given by the formula  $\neg\phi_1 \wedge \phi^{reach}$ . By Induction Hypothesis,  $approx \sqsubseteq \neg label$ . By the semantics of the negation operator in which was mentioned earlier in this section,  $\neg approx \sqsubseteq label$ .
- Let  $\psi \equiv \mathbf{E}(\psi_1 \mathbf{U} \psi_2)$ ,  $(\phi_1, approx_1) = SAT(M, \psi_1, label)$  and  $(\phi_1, approx_1) = SAT(M, \psi_2, label)$ . Then by induction hypothesis  $approx_1 \sqsubseteq label$  and  $approx_2 \sqsubseteq label$ . Since the routine  $computeUntil$  is correct, the enumerator  $approx_3$  which was returned by  $computeUntil$   $approx_3 \sqsubseteq label$ . Therefore  $(approx_1 \sqcup approx_2 \sqcup approx_3) \sqsubseteq label$ .
- Let  $\psi \equiv \mathbf{EG}\psi_1$  and  $(\phi_1, approx_1) = SAT(M, \psi_1, label)$ .  $approx_1 \sqsubseteq label$ . Since the same enumerator  $label$  is passed as an argument to the routine  $computeGlobal$  and by the assumption that the routine  $computeGlobal$  is correct, the enumerator  $approx_2$  returned by  $computeGlobal$  is such that  $approx_2 \sqsubseteq label$ . Therefore the returned enumerator  $\approx = approx_1 \sqcup approx_2$  is dominated by  $label$ .

### 5.3 Until Properties

Given a counter system  $M$  and the set of states  $\phi_1$  and  $\phi_2$ , in this section, we give an algorithm that computes the set of states that satisfy the property  $\mathbf{E}(\phi_1 \mathbf{U} \phi_2)$ . Note that Algorithm 1 requires the implementation of the routine  $computeUntil(M, \phi_1, \phi_2, label)$ , that computes the set of states that satisfy  $\mathbf{E}(\phi_1 \mathbf{U} \phi_2)$ . The inputs to the routine are the counter system  $M$ , Presburger formulas  $\phi_1$  and  $\phi_2$  and an enumerator  $label$  which is an element from the lattice  $Approx$  shown in Figure 5. The enumerator  $label$  indicates whether the set of states that satisfy  $\mathbf{E}(\phi_1 \mathbf{U} \phi_2)$  have to be computed precisely or under-approximated. The routine returns a pair  $(\phi, approx)$  where  $\phi$  represents the set of states that satisfy the property  $\mathbf{E}(\phi_1 \mathbf{U} \phi_2)$  in the counter system  $M$  and  $approx$  represents whether  $\phi$  is precise or is an under-approximation of the set of states that satisfy  $\mathbf{E}(\phi_1 \mathbf{U} \phi_2)$  in the counter system  $M$ .



**Our Approach:** Note that a state satisfies the property  $\mathbf{E}(\phi_1 \mathbf{U} \phi_2)$  if it satisfies  $\phi_2$  or it satisfies  $\phi_1$  and it has a path to a state that satisfies  $\phi_2$  and all states along that path satisfy  $\phi_1$ . To ensure the latter, we refine the system  $M$  with the formula  $\phi_1$ , to obtain a refined system  $M_1$ . We use the function  $refineSystem(M, \phi_1)$  for this, which basically strengthens the guard of each transition by conjuncting it with  $\phi_1$ . Now any state from which a transition can be fired in  $M_1$  must satisfy  $\phi_1$ . It is easy to see that the states such that there is a path in  $M_1$  (of length  $\geq 1$ ) from the state to some state in  $\phi_2$  are exactly the ones that satisfy the property  $\mathbf{E}(\phi_1 \mathbf{U} \phi_2)$  in  $M$ . Hence our problem reduces to finding the set of states from which we can reach  $\phi_2$  in the counter system  $M_1$ . There are many reachability analysis tools which provide the routines for the same.

Algorithm 3 gives the implementation of the routine *computeUntil*. The algorithm takes the system  $M$  and the set of states  $\phi_1$  and  $\phi_2$  (we will discuss the use of *label* later) and returns the set of states  $\phi$  that satisfy  $\mathbf{E}(\phi_1 \mathbf{U} \phi_2)$  in the counter system  $M$  along with the enumerator *approx* indicating whether  $\phi$  is precise or under-approximation or over-approximation of the set of states that satisfy  $\mathbf{E}(\phi_1 \mathbf{U} \phi_2)$ . We first refine the input system  $M$  with respect to  $\phi_1$  (Line 1) to get the new system  $M_1$ . The routine *preStar* (Line 2) takes a counter system  $M_1$  as the input and a set of states  $\phi_2$  and returns the set of states  $\phi$ , that are predecessors of  $\phi_2$  in the machine  $M_1$ , along with an enumerator indicating whether  $\phi$  under-approximates or precisely represents the set of states that are predecessors of  $\phi_2$  in the machine  $M_1$ . The routine *preStar* uses reachability analysis tools as a black-box. These black-boxes provide the routine  $pre^*(M_1, \phi_2)$ . These black-boxes use accelerations to compute the set of states that are reachable by any number of iterations of a single loop in one step. They compute a growing under-approximation of the reachable set of states and when no new reachable states are found, they terminate and return the set of states  $\phi$  that are predecessors of  $\phi_2$  in the counter system  $M_1$ . The routine *preStar* returns these set of states along with the enumerator *precise* indicating  $\phi$  precisely represents the predecessors of the  $\phi_2$  in the counter system  $M_1$ .

---

**Algorithm 3** *computeUntil*( $M, \phi_1, \phi_2, label$ )

---

**Input:** A counter system  $M$ , set of states  $\phi_1$  and  $\phi_2$  and an enumerator indicating whether the formula  $\mathbf{E}(\phi_1 \mathbf{U} \phi_2)$  has to be computed precisely or over-approximated or under-approximated.

**Output:** A set of states  $\phi$  and the enumerator *approx* indicating whether  $\phi$  is precise or under-approximation or over-approximation of the set of states that satisfy  $\mathbf{E}(\phi_1 \mathbf{U} \phi_2)$

- 1:  $M_1 \leftarrow refineSystem(M, \phi_1)$
  - 2:  $(\phi, approx) \leftarrow preStar(M, \phi_2, label)$
  - 3: **return**  $(\phi, approx)$
-

The routine *preStar* returns precise results whenever it terminates and returns an under-approximation whenever termination is forced. Terminating the routine forcefully involves premature termination of the black-box which would have computed an under-approximation of the reachable states. Therefore, if *label* is *under*, we can choose to forcibly terminate the black-box which computes  $pre^*(M_1, \phi_2)$  at any time, and make the routine *preStar* return its under-approximated formula along with the enumerator *under*. The returned formula represents an under-approximation of the set of states that satisfy the property  $\mathbf{E}(\phi_1 \mathbf{U} \phi_2)$ . We prove our precision results in Theorem 2 and Lemma 1 later in this section.

If *label* is *over* then we can simply return  $\phi_1 \vee \phi_2$ , along with the label *over*, as an overapproximation of the set of states that satisfy  $\mathbf{E}(\phi_1 \mathbf{U} \phi_2)$  in case the black-box which computes  $pre^*(M_1, \phi_2)$  does not terminate. We do not give the pseudocode of this routine since it is straightforward. On the other hand, if *label* is *precise*, we have no choice but to wait for *preStar* to terminate.

**Correctness of the routine *computeUntil*:** In this section we prove that Algorithm 3 precisely returns the set of states that satisfy  $\mathbf{E}(\phi_1 \mathbf{U} \phi_2)$  in the counter system  $M$  whenever the black-box *preStar* terminates. We also prove in Lemma 1 that whenever the black-box is terminated prematurely we get an under-approximation of the set of states that satisfy the property  $\mathbf{E}(\phi_1 \mathbf{U} \phi_2)$ .

**Theorem 2.** *Given a counter system  $M$  and a set of states  $\phi_1$  and  $\phi_2$ , Algorithm 3 precisely returns the set of states that satisfy  $\mathbf{E}(\phi_1 \mathbf{U} \phi_2)$  provided the routine *preStar* terminates.*

*Proof.* **Claim A:** If a state  $\mathbf{s} \models \mathbf{E}(\phi_1 \mathbf{U} \phi_2)$  in the counter system  $M$  then  $\mathbf{s} \in pre^*(M_1, \phi_2)$  where  $M_1$  is the refinement of  $M$  with respect to  $\phi_2$ . Let  $\psi \equiv \mathbf{E}(\phi_1 \mathbf{U} \phi_2)$  and let  $\phi \equiv pre^*(M_1, \phi_2)$ . Note that the guards of transitions in the refined system  $M_1$  are conjuncted with  $\phi_1$  and during the pre-pass it is conjuncted with  $\phi^{reach}$ , which defines the reachable set of states. Hence only reachable set of states that satisfy  $\phi_1$  satisfy the guards in the refined system  $M_1$ . Let  $\mathbf{s} \models \psi$ , and let  $\mathbf{s}$  be reachable in the counter machine  $M$ . Let  $g_a = G(a)$  and  $f_a = F(a)$  be the guards and actions for a given transition  $a$  in the counter system  $M$

$$\begin{aligned}
& \mathbf{s} \models \mathbf{E}(\phi_1 \mathbf{U} \phi_2) \\
\implies & \exists k \geq 0. \exists \mathbf{s}_0, \dots, \mathbf{s}_k. \mathbf{s}_k \models \phi_2 \wedge (\forall i, 0 \leq i < k. \exists a \in \Sigma. \mathbf{s}_i \models g_a \wedge \\
& f_a \wedge \mathbf{s}_i \models \phi_1) \wedge \mathbf{s} = \mathbf{s}_0 \\
\implies & \exists k \geq 0. \exists \mathbf{s}_0, \dots, \mathbf{s}_k. \mathbf{s}_k \models \phi_2 \wedge (\forall i, 0 \leq i < k. \exists a \in \Sigma. \mathbf{s}_i \models (g_a \wedge \phi_1) \wedge \\
& f_a) \wedge \mathbf{s} = \mathbf{s}_0 \\
\implies & \exists k \geq 0. \exists \mathbf{s}_0, \dots, \mathbf{s}_k. \mathbf{s}_k \models \phi_2 \wedge (\forall i, 0 \leq i < k. \exists a_1 \in \Sigma_1. \mathbf{s}_i \models g_{a_1} \wedge \\
& f_{a_1}) \wedge \mathbf{s} = \mathbf{s}_0 \\
\implies & \mathbf{s} \models pre^*(M_1, \phi_2) \tag{2}
\end{aligned}$$

Proof of the converse is as follows:

**Claim B:** If a state  $s$  satisfies  $pre^*(M_1, \phi_2)$  then  $s \models \mathbf{E}(\phi_1 \mathbf{U} \phi_2)$  in the counter system  $M$  where  $M_1$  is the refinement of  $M$  wrt to  $\phi_1$ .

$$\begin{aligned}
& s \models pre^*(M_1, \phi_2) \\
\implies & \exists k \geq 0. \exists s_0, \dots, s_k. s_k \models \phi_2 \wedge (\forall i, 0 \leq i < k. \exists a_1 \in \Sigma_1. s_i \models g_{a_1} \wedge \\
& f_{a_1}) \wedge s = s_0 \\
\implies & \exists k \geq 0. \exists s_0, \dots, s_k. s_k \models \phi_2 \wedge (\forall i, 0 \leq i < k. \exists a \in \Sigma. s_i \models (g_a \wedge \phi_1) \wedge \\
& f_a) \wedge s = s_0 \\
\implies & s \models \mathbf{E}(\phi_1 \mathbf{U} \phi_2) \implies s \models \psi \tag{3}
\end{aligned}$$

Note that in Equations 2 and 3,  $g_{a_1} = g_a \wedge \phi_1$  and  $f_{a_1} = f_a$  are the guards and actions in the refined system  $M_1$  which is a refinement of  $M$  with respect to  $\phi_1$ .

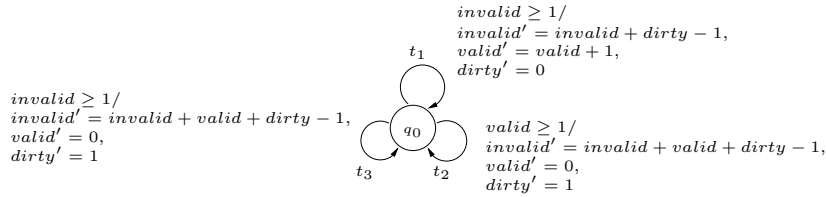
**Lemma 1.** *If routine `computeUntil` returns a set of states  $\phi$  and the enumeration ‘under’ when termination is forced, then  $\phi$  is an under-approximation of the set of states that satisfy  $\mathbf{E}(\phi_1 \mathbf{U} \phi_2)$  in the counter system  $M$ .*

*Proof.* The routine `computeUntil` returns the enumerator `under` whenever the routine `preStar` is terminated forcefully. The proof of the theorem is straight forward from Claim B in proof of Theorem 2.

## 6 Implementation and Results

We have implemented our two algorithms `computeGlobalUnder` and `computeGlobalOver`. (At this point we have not yet implemented the full CTL checking algorithm described in Section 5.) We use the reachability analysis black-boxes provided by the Fast toolkit [1] in our implementations. Fast is applicable on counter systems whose guards and actions satisfy certain constraints [6]. Fast provides a routine for computing  $pre^*$  formulas on systems, which necessarily terminates on flat systems as well as on systems that have a trace flattening wrt  $\phi^{init}$ , but also terminates on many other systems that do not have these properties. Fast also provides (an always terminating) routine to compute  $pre^k$  formulas on simple cycles, which we extended in a straightforward way to work on flat systems. We implemented the routine `isTraceFlattening`, which is required by Algorithm `computeGlobalUnder`, using the trace-flattening check formula referred to by Demri et al. [10] and shared with us by them via private communication.

*Benchmarks selection.* The Fast toolkit comes bundled with a number of example counter systems, which model cache coherence protocols, client-server interactions, control systems for lifts and trains, producer-consumer systems, etc. For instance, the counter system shown in Figure 6 is from this bundle, and models the MSI cache coherence protocol for a single cache line. The counters `invalid`,



**Fig. 6.** MSI cache coherence protocol

$valid$  and  $dirty$  represent the number of processors in the respective states for the modeled cache line. An example **EG** property for this system is  $\mathbf{EG}(valid = 0)$ .

From the 45 example systems in the bundle, we chose, using a simple sufficient condition that we designed, 17 systems that are guaranteed to *not* have a trace-flattening wrt  $\phi^{init}$ . We chose such systems because they are *outside* the class of systems addressed by the previous approach of Demri et al. [10] and on which our approaches are known to definitely terminate. In other words, they are the more challenging systems.

These systems (including the remaining 28 in the toolkit) were analyzed previously only with reachability queries; the toolkit as such does not contain any sample temporal properties for these systems. Therefore, after studying these systems we identified natural **EG** properties for these systems. The properties we identified for any system were such that either all the initial states (i.e.,  $\phi^{init}$ ) or all the reachable states (i.e.,  $\phi^{reach}$ ) of the system are ideally expected to satisfy either the property or its negation. However, in practice, because the given counter systems are *abstractions* of the actual underlying protocols/mechanisms, and do not represent them precisely, the actual precise solution to a system-property pair is not always equal to the ideal solution.

We identified two properties each for two of the systems, and one each for the 15 remaining systems. In other words, we obtained 19 different system-property pairs (which we refer to simply as *input pairs* in the sequel).

*Results.* We ran both our algorithms on the 19 input pairs, with a uniform 1-hour timeout. Algorithm *computeGlobalOver* terminated on 10 pairs, while algorithm *computeGlobalUnder* terminated on 5 of these 10 pairs. Neither algorithm terminated on the remaining 9 pairs within 1 hour.

We summarize the results on which at least one of our algorithms terminated in Figure 7. Each row in the table corresponds to results from both algorithms on an input pair. The first column in this table is the name of the system (shortened to three letters). The next two columns give information about the system. Columns 4 – 7 of the table correspond to results from algorithm *computeGlobalUnder*, while columns 8 – 10 correspond to results from algorithm *computeGlobalOver*. The meanings of these columns have been explained in the caption of the figure. We provide complete details of each input pair in the table, such as a description of the system and of the property at this site: <http://www.csa.iisc.ernet.in/~raghavan/egPropResults/>.

			Under-Approximation				Over Approximation		
Sys	#counters	#transitions	RT(ms)	FL	NFE	Term	RT (ms)	NI	Term
syn	3	3	12	1	1	yes	20	2	yes
moe	5	4	18	1	1	yes	23	2	yes
ill	4	9	120	1	9	yes	140	3	yes
mes	4	4	101	2	19	yes	135	3	yes
cen	12	8	4985	3	96	yes	1600	4	yes
tic	6	6	(TO)	12	1055943	no	480	5	yes
lift	4	5	(TO)	16	1481555	no	720	3	yes
efm	6	5	(TO)	14	1117737	no	1200	3	yes
rea	12	9	(TO)	4	1702	no	9520	7	yes
con	11	8	(TO)	3	184	no	132700	5	yes

**Fig. 7.** Experimental results for both algorithms. Sys - System name (short), RT - running time in milliseconds, (TO)-*timed out*, FL - max. length of flattenings explored, NFE - number of flattenings explored, Term - termination of algorithm, NI - number of iterations.

*Discussion.* The first five rows in the table in Figure 7 describe input pairs on which both our algorithms terminated. We observe that the algorithm *computeGlobalOver* takes more time than the algorithm *computeGlobalUnder* for smaller systems. This is mainly because of the large number of  $pre^*$  queries issued by algorithm *computeGlobalOver*. But for system centralserver, shown in the fifth row of the table, *computeGlobalUnder* takes a longer time. This is because it has to explore 96 flattenings; this involves a large number of  $pre^k$  and  $pre^*$  queries to the reachability engine when compared to the number of queries posed by algorithm *computeGlobalOver* in 4 iterations.

Rows 5-10 in the table are about systems on which only the over-approximation approach terminated within the time-out. There are multiple possible reasons for this, such as the set  $X$  not becoming precise within the time out, or the set becoming precise but the termination condition not becoming true. Due to the large sizes of the systems it was not possible for us to manually determine whether the algorithm would eventually terminate on the input pairs in these rows. Also, due to the large sizes of the computed formulas, we could not determine how “close” the approximate solutions were to the respective precise solutions when the timeout happened.

The 9 input pairs on which neither of our algorithms terminated within the time-out are not discussed in Figure 7. These pairs are from the following systems: ttp2, swimmingpool, dragon, futurbus (two properties), firefly (two properties), csm, and train. One reason for non-termination of both algorithms is the large size of some of these counter systems (e.g., ttp2 has 9 counters and 17 transitions), causing individual reachability queries to take more time, and also more iterations to be required by the algorithms. Another possible reason of non-termination of the two algorithms is the worst-case scenario wherein none of the reachable states of the system satisfy the given **EG** property. Both of our algorithms are more likely to take a long time or go into non-termination

in this scenario. Again, due to the size and complexity of the systems, we were not able to determine manually for any of these 9 input pairs whether the scenario mentioned above held, and whether our algorithms would have eventually terminated if given more time.

We observe empirically that the over-approximation algorithm terminates on a superset of inputs as the under-approximation algorithm. However, as mentioned in Section 4.2, we do not have a theoretical proof that this holds in general. However, both algorithms are useful per-se, because there are inputs where neither of them terminates. For instance, if one wishes to conservatively under-approximate the set of states that are live wrt to some “good” property, they would need an over-approximation of the property  $\mathbf{EG}\phi$ , where  $\phi$  is the negation of the “good” property. However, if one wishes to check conservatively whether all states that satisfy property  $\phi_1$  also satisfy a property  $\mathbf{EG}\phi_2$ , they would need to check if  $\phi_1$  implies an under-approximation of  $\mathbf{EG}\phi_2$ .

In summary, our empirical results show the value of our techniques in the context of analyzing natural  $\mathbf{EG}$  properties of real pre-existing system models. The over-approximation approach terminated on 10 out of 19 input pairs; both algorithms take reasonable time (from a fraction of a second to a few seconds) on the vast majority of inputs on which they did not hit the 1-hour timeout. They provide approximate results upon timeout. In comparison with pre-existing approaches [10,11] we are the first to report empirical evidence on real examples using an implementation.

## 7 Related Work

Research work on model-checking *CTL* properties in counter systems has progressed along side the developments in techniques to answer reachability on these systems. The approach of Bultan et al. [13] is an early approach; it does not use accelerations [4,6,7,8] to traverse sequences of concrete transitions at one go, and is subsumed by subsequently proposed approaches [10,11] that do use accelerations. These approaches both build a summary of all possible traces in the given counter system using accelerations. This summary is then checked against the given temporal property. The two key technical differences of our approach over these are: (a) Rather than attempting to summarize *all* the traces in the system, we use refinement and then accelerations to characterize only the traces that satisfy the *given property*. (b) We use *repeated* reachability queries, and not a single phase of applying accelerations. The consequences of these differences are as follows. Due to features (a) and (b) above, as discussed in Sections 3.2 and 4.2, we target systems beyond trace flattable systems, and terminate with precise results on a wider class of systems than the approach of Demri et al. [10]. The practical importance of this is borne out by our empirical studies. Feature (a) also enables us to solve arbitrarily nested CTL properties, while feature (b) enables us to compute approximated solutions in cases where a precise computation may not be possible, which is very useful in practice. The previous approaches do

not possess these advantages. Finally, the previous approaches did not provide empirical results using implementations.

There are a few other noteworthy points about the previous approaches mentioned above. The approach of Bozelli et al. [11] does not have the finite-branching restriction. Also, although neither previous approach addresses arbitrarily nested CTL properties, they address certain operators of CTL\* that we do not address.

Cook et al. [14,15] proposed a technique to model check arbitrarily nested temporal properties in a restricted class of C programs. The major difference is that we address the “global” model-checking problem, wherein we return a formula that encodes *all* states that satisfy a property. In their case they check whether a *given* set of states satisfies a property. Also, they do not have capabilities for approximations. Nevertheless, an interesting investigation for future work would be to compare the classes of systems targeted by them and by us.

**Acknowledgments:** We thank A. Finkel and J. Leroux for their suggestions and for their help with the Fast tool.

## References

1. “FASTer.” <http://altarica.labri.fr/forge/projects/faster/wiki/>.
2. A. Bouajjani, J. Esparza, and O. Maler, “Reachability analysis of pushdown automata: Application to model-checking,” in *Proc. Int. Conf. on Concurrency Theory*, CONCUR ’97, pp. 135–150, 1997.
3. J. Esparza, “Decidability and complexity of petri net problemsan introduction,” in *Lectures on Petri Nets I: Basic Models*, pp. 374–428, Springer, 1998.
4. H. Comon and Y. Jurski, “Multiple counters automata, safety analysis and presburger arithmetic,” in *Proc. Comp. Aided Verification (CAV)*, pp. 268–279, 1998.
5. O. H. Ibarra, J. Su, Z. Dang, T. Bultan, and R. A. Kemmerer, “Counter machines and verification problems,” *Theoret. Comp. Sc.*, vol. 289, no. 1, pp. 165–189, 2002.
6. A. Finkel and J. Leroux, “How to compose presburger-accelerations: Applications to broadcast protocols,” *Technical Report, Labor. Specif. et Verif. (LSV)*, 2002.
7. C. Darlot, A. Finkel, and L. Van Begin, “About fast and trex accelerations,” *Electronic Notes in Theoretical Computer Science*, vol. 128, pp. 87–103, May 2005.
8. M. Bozga, C. Gîrlea, and R. Iosif, “Iterating octagons,” in *Proc. Tools and Algorithms for the Constr. and Analysis of Systems (TACAS)*, pp. 337–351, 2009.
9. J. E. M. Clarke, O. Grumberg, and D. A. Peled, *Model checking*. MIT Press, 1999.
10. S. Demri, A. Finkel, V. Goranko, and G. V. Drimmelen, “Towards a model-checker for counter systems,” in *Proc. Automated Tech. for Verif. and Analysis (ATVA)*, pp. 493–507, 2006.
11. L. Bozzelli and S. Pinchinat, “Verification of gap-order constraint abstractions of counter systems,” in *Proc. of Verif., Model Checking, and Abs. Interp. (VMCAI)*, pp. 88–103, 2012.
12. B. Alpern and F. B. Schneider, “Defining liveness,” *Information Processing Letters*, vol. 21, no. 4, pp. 181–185, 1985.
13. T. Bultan, R. Gerber, and W. Pugh, “Symbolic model checking of infinite state programs using presburger arithmetic,” in *Proc. Comp. Aided Verif. (CAV)*, pp. 400–411, 1996.

14. B. Cook, E. Koskinen, and M. Vardi, “Temporal property verification as a program analysis task,” in *Proc. Conf. Comp. Aided verification (CAV)*, pp. 333–348, 2011.
15. B. Cook and E. Koskinen, “Reasoning about nondeterminism in programs,” in *Proc. Conf. on Progr. Lang. Design and Impl. (PLDI)*, pp. 219–230, 2013.



## Appendices

### A Theoretical claims of Algorithm *computeGlobalUnder*

In this section we give the formal statements and the proofs of the various claims of Algorithm *computeGlobalUnder* in Section 3.

Theorem 3, Theorem 4 and Lemma 5 prove correctness and precision characteristics of Algorithm *computeGlobalUnderName*, both when it terminates and when forced to terminate.

**Theorem 3.** *Given a counter system  $M = \langle Q, C, \Sigma, \phi^{init}, G, F \rangle$ , the set of states that satisfy the formula  $\mathbf{EG}\phi$  in  $M$  is precisely given by the set of states that satisfy the formula  $\forall k \geq 0. pre^k(M_1, \phi)_{(k)}$ , where  $M_1 = refineSystem(M, \phi)$ .*

*Proof.* Let  $M_1$  be the refined system returned by *refineSystem*( $M, \phi$ ). Let  $\mathbf{s}$  be a state in  $M$  which is reachable from  $\phi^{init}$ . Let  $\mathbf{s} \models \mathbf{EG}\phi$ .

$$\begin{aligned}
& \mathbf{s} \models \mathbf{EG}\phi \\
\implies & \exists \mathbf{s}_1, \mathbf{s}_2, \dots. \forall i \geq 1. \exists a \in \Sigma. \mathbf{s}_i \models g_a \wedge f_a \wedge \mathbf{s}_i \models \phi \wedge \mathbf{s} = \mathbf{s}_1 \\
\implies & \forall k \geq 0. \exists \mathbf{s}_1, \mathbf{s}_2, \dots, \mathbf{s}_k. \forall i, 1 \leq i < k. (\exists a \in \Sigma. \mathbf{s}_i \models (g_a \wedge \phi) \wedge \\
& f_a) \wedge \mathbf{s}_k \models \phi \wedge \mathbf{s} = \mathbf{s}_1
\end{aligned} \tag{4}$$

Since  $M_1$  is a refinement of  $M$  with respect to  $\phi$   $g_{a_1} = g_a \wedge \phi$  and  $f_{a_1} = f_a$  are the guards and actions of the refined system, Equation 4 can be rewritten as

$$\begin{aligned}
& \forall k \geq 0. \exists \mathbf{s}_1, \mathbf{s}_2, \dots, \mathbf{s}_k. \forall i, 1 \leq i < k. (\exists a_1 \in \Sigma_1. \mathbf{s}_i \models g_{a_1} \wedge \\
& f_{a_1}) \wedge \mathbf{s}_k \models \phi \wedge \mathbf{s} = \mathbf{s}_1 \\
\implies & \mathbf{s} \models \forall k \geq 0. pre^k(M_1, \phi)_{(k)}
\end{aligned}$$

The converse of the theorem can be proved as follows: Let  $\mathbf{s}$  satisfy  $\phi \equiv \forall k \geq 0. pre^k(M_1, \phi)_{(k)}$ . Let  $\mathbf{s}$  be reachable.

$$\begin{aligned}
\implies & \forall k \geq 0. \exists \mathbf{s}_1, \mathbf{s}_2, \dots, \mathbf{s}_k. \forall i, 1 \leq i < k. (\exists a_1 \in \Sigma_1. \mathbf{s}_i \models g_{a_1} \wedge \\
& f_{a_1}) \wedge \mathbf{s}_k \models \phi \wedge \mathbf{s} = \mathbf{s}_1 \\
\implies & \exists \mathbf{s}_1, \mathbf{s}_2, \dots. \forall i \geq 1. (\exists a_1 \in \Sigma_1. \mathbf{s}_i \models g_{a_1} \wedge f_{a_1} \wedge \mathbf{s}_i \models \phi) \wedge \mathbf{s} = \mathbf{s}_1 \\
& \text{[ By König's Lemma<sup>2</sup> ]} \\
\implies & \exists \mathbf{s}_1, \mathbf{s}_2, \dots. \forall i \geq 1. (\exists a \in \Sigma. \mathbf{s}_i \models g_a \wedge f_a) \wedge \mathbf{s}_i \models \phi) \wedge \mathbf{s} = \mathbf{s}_1 \\
\implies & \mathbf{s} \models \mathbf{EG}\phi
\end{aligned}$$

Note that the set of states that satisfy the property  $\mathbf{EG}\phi$  in the counter system  $M$  and  $M_1$  are the same, where  $M_1$  is a refinement of  $M$  with respect to  $\phi$ . This is because of the fact that the traces from  $\phi$  that are exhibited by the counter systems  $M$  and  $M_1$  are same. Therefore for the rest

of this section we prove the precision and termination characteristics of Algorithm *computeGlobalUnderName* are proved on the counter system  $M_1$ .

**Theorem 4.** *Given a counter system  $M$  and a set of states  $\phi$ , Algorithm *computeGlobalUnderName* returns precisely the set of states that satisfy  $\mathbf{EG}\phi$  in  $M_1$  whenever it terminates, where  $M_1 = \text{refineSystem}(M, \phi)$ .*

*Proof.* Let  $X$  be a Presburger formula representing a set of states in the counter system  $M_1$ , returned by Algorithm *computeGlobalUnderName* upon termination.

**Claim A:** Consider a state  $\mathbf{s} \in X$ . We will prove that  $\mathbf{s} \models \forall k \geq 0. \text{pre}^k(M_1, \phi)_{(k)}$  where  $M_1$  is a refinement of  $M$  with respect to  $\phi$ . Then by Theorem 3, it follows that  $\mathbf{s} \models \mathbf{EG}\phi$  in the counter system  $M$ .

Let  $N$  be some flattening of  $M_1$  that was produced by Algorithm *computeGlobalUnderName* prior to termination. Then,  $\mathbf{s} \in X$   
 $\implies \mathbf{s} \in \forall k \geq 0. \text{pre}^k(N, \phi)_{(k)}$ . Since  $N$  is a flattening of  $M_1$ ,  $\text{traces}(N, \phi) \subseteq \text{traces}(M_1, \phi)$ . Therefore every state which satisfies  $\forall k \geq 0. \text{pre}^k(N, \phi)_{(k)}$  will satisfy  $\forall k \geq 0. \text{pre}^k(M_1, \phi)_{(k)}$ .

$\implies \mathbf{s} \models \forall k \geq 0. \text{pre}^k(M_1, \phi)_{(k)}$ .

Then by Theorem 3,  $\mathbf{s} \models \mathbf{EG}\phi$  in the counter system  $M$ .

**Claim B:** If a state  $\mathbf{s} \notin X$  then  $\mathbf{s} \not\models \mathbf{EG}\phi$  in  $M$ .

Let  $N$  be the final flattening of  $M_1$  that was analysed when the algorithm terminated.  $\mathbf{s} \notin X$

$\implies \mathbf{s} \notin \forall k \geq 0. \text{pre}^k(N, \phi)_{(k)}$ . Therefore by definition of  $\forall k \geq 0. \text{pre}^k(N, \phi)_{(k)}$  there is no infinite length path in  $N$  starting from  $\mathbf{s}$ . Now since  $\mathbf{s} \notin X$ , and we terminate only when  $\text{traces}(M_1, \phi - X) = \text{traces}(N, \phi - X)$  it follows that there is no infinite length path in  $M_1$  from the state  $\mathbf{s}$ . Then by theorem 3  $\mathbf{s} \not\models \mathbf{EG}\phi$  in the counter system  $M$ .

**Theorem 5.** *Given a counter system  $M$  and a set of states  $\phi$ , Algorithm *computeGlobalUnderName* returns an under-approximation of the set of states that satisfy  $\mathbf{EG}\phi$  in the counter system  $M_1$  when prematurely terminated, where  $M_1 = \text{refineSystem}(M, \phi)$ .*

*Proof.* The proof follows directly from Claim A in the proof of Theorem 4.

Theorem 6 defines a class of systems on which under-approximation is guaranteed to terminate and return precise results. Corollary 1 proves that under-approximation approach terminates on all trace-flattable systems [10].

**Theorem 6.** *Given a counter system  $M$ , let  $M_1$  be the refinement of  $M$  with respect to  $\phi$ . Algorithm *computeGlobalUnderName* terminates if (a)  $\text{pre}^k$  and  $\text{pre}^*$  queries terminate on the flattenings on  $M_1$  and (b) there exists a flattening  $N$  of  $M_1$  such that  $\text{traces}(M_1, \phi - X) = \text{traces}(N, \phi - X)$  where  $X$  is the set of states that satisfy the  $\mathbf{EG}\phi$  in  $N$ .*

*Proof.* Let  $N$  be a flattening of  $M_1$  such that  $M_1$  and  $N$  are such that  $traces(M_1, \phi - X) = traces(N, \phi - X)$ . Since  $X$  is the set of states that satisfies  $\mathbf{EG}\phi$  in  $N$ , there exists an infinite trace from every state in  $X$  in  $N$ . Since there is at least one infinite trace from every state  $s$  in  $X$  in the counter system  $N$ ,  $s \in \forall k \geq 0. pre^k(N, \phi)_{(k)}$ . Since the  $pre^*$  and  $pre^k$  queries terminate on every flattening  $N$  of  $M_1$ , the routines  $pre^k(N, \phi)_{(k)}$  and the trace equivalence check in Lines 6 and 7 in Algorithm *computeGlobalUnderName* will terminate. Also  $traces(N, \phi - X) = traces(M_1, \phi - X)$ . Therefore the trace flattening check will return *true* and hence algorithm will terminate. The only thing that remains to prove is that we will definitely find such a flattening  $N$  if it exists. Note that we explore different flattenings of increasing lengths in a breadth first manner. Since  $N$  is a flattening of  $M_1$ ,  $N$  is of finite length and hence breadth first generation of flattenings (in Line 3) will find it. This is because there will be no previous flattenings on which  $pre^k$  and  $pre^*$  will go into non-termination.

We say that a system  $M$  is *trace flattable* if there is a flattening  $N$  of  $M$  such that  $traces(M, \phi^{init}) = traces(N, \phi^{init})$ . To prove that Algorithm *computeGlobalUnder* terminates on trace flattable systems, we make an assumption about the given system  $M$  for both this approach and for the subsequently presented over-approximation approach: that all its guards contain  $\phi^{reach}$  as a conjunct, where  $\phi^{reach}$  is the set of reachable states in  $M$ . This is to restrict our algorithms from analyzing states that are not reachable in  $M$ .

**Corollary 1.** *The class of systems on which our approach terminates, namely the class identified in Theorem 6, is a strict super set of the class of trace-flattable systems.*

*Proof.* If the system  $M$  is trace-flattable then there exists a flattening  $N$  of  $M$  such that  $traces(M, \phi^{init}) = traces(N, \phi^{init})$ . Let  $X$  be the set of reachable states that satisfy  $\mathbf{EG}\phi$  in the counter system  $M$ . Due to trace equivalence, it follows that  $X$  precisely represents the set of states that satisfy  $\mathbf{EG}\phi$  in  $M$ . Also from trace equivalence it follows that  $traces(M, \phi - X) = traces(N, \phi - X)$ . Therefore Algorithm *computeGlobalUnder* will definitely terminate when it generates the flattening  $N$  with the precise answer  $X$ . The generation of  $X$  is guaranteed as per Theorem 6 (Note that the algorithm may terminate even before the system  $N$  is generated).

Note that the characterization that we state is on the system  $M_1$ .  $M_1$  is the refinement of  $M$  with respect to  $\phi$ . The formula  $\phi$  which represents a set of states is dependent on the temporal property that is provided as the input. Therefore the characterization we state is dependent on the system and the temporal property. But if the system  $M$  is trace-flattable then under-approximation approach terminates for *any* given formula  $\phi$ .

## B Theoretical Claims of Algorithm *computeGlobalOver*

In this section we formally state and prove the various theoretical claims about Algorithm *computeGlobalOver*, that were made in Section 4.2.

**Lemma 2.** *A state  $\mathbf{s}$  is added to  $Y$  in Algorithm *computeGlobalOver* if and only if all states in  $post^*(M_1, \mathbf{s})$  are in  $Y$ .*

*Proof.* We prove that if a state  $\mathbf{s}$  is in  $Y$  then all states in  $post^*(M_1, \mathbf{s})$  are in  $Y$  by proving the following statement by induction.

**P(n)** : If a state  $\mathbf{s}$  is added to the set  $Y$  in the  $n^{th}$  iteration of the loop of Algorithm *computeGlobalOver* then all the states in  $post^*(M_1, \mathbf{s})$  will be added to  $Y$  in  $i^{th}$  iteration where  $i \leq n$ .

**Base Case (n = 0):** During initialization the set of states that are added to  $Y$  are the set of stuck states. Stuck states do not have any successor states so  $P(0)$  is trivially true.

**Induction Hypothesis:** Let  $P(k)$  be true. We now prove that  $P(k+1)$  is true. In any iteration of the loop a state can be added to  $Y$  under two conditions represented by formulas  $grow_1$  and  $grow_2$ .

*Case 1 ( $grow_1$ ):* Let  $\mathbf{s}$  be a state that satisfies  $grow_1$  and thus all successors of  $\mathbf{s}$  are in  $Y$ . By induction hypothesis all states in  $post^*(M_1, Z)$  where  $Z$  represents the set of successors of  $\mathbf{s}$  are already in  $Y$ . Hence all states in  $post^*(M_1, \mathbf{s}) = Z \cup post^*(M_1, Z)$  are already in  $Y$ .

*Case 2 ( $grow_2$ ):* Let  $\mathbf{s}$  be a state that satisfies  $grow_2$ . On ignoring states in  $Y$  there is exactly one trace starting from  $\mathbf{s}$  and this trace ends in a state that satisfies  $grow_1$ . States the belong to this trace are the states in  $post^*(M_1, \mathbf{s})$  which have not yet been added to  $Y$ . Let this trace be  $\mathbf{s}, \mathbf{s}_1, \mathbf{s}_2, \dots, \mathbf{s}_n$ , where  $\mathbf{s}_n$  satisfies  $grow_1$ . In the  $(k+1)^{th}$  iteration of the loop  $\mathbf{s}_n$  will be added to  $Y$  as it satisfies  $grow_1$ . For all  $1 \leq i < n$ , a state  $\mathbf{s}_i$  in the trace will have only one successor  $\mathbf{s}_{i+1}$  not in  $Y$ . If this is not the case then there are multiple traces starting from  $\mathbf{s}_i$  and also from all states  $\mathbf{s}_j$  where  $1 \leq j < i$ . Also all states in the set  $\{\mathbf{s}_1, \mathbf{s}_2, \dots, \mathbf{s}_{n-1}\}$  are in  $pre^*(M_1, \mathbf{s}_n)$  and hence  $pre^*(M_1, grow_1)$ . Thus all states in the set  $\{\mathbf{s}_1, \mathbf{s}_2, \dots, \mathbf{s}_{n-1}\}$  satisfy the formula  $grow_2$  and will be added to  $Y$  in  $(k+1)^{th}$  iteration of the loop. Hence statement  $P(k+1)$  holds.

The proof that if all states in  $post^*(M_1, \mathbf{s})$  are in  $Y$ , then  $\mathbf{s}$  will be added to  $Y$  is trivial as  $\mathbf{s}$  will satisfy  $grow_1$  and hence will be added to  $Y$ .

**Theorem 7.** *Given a counter system  $M$  and a CTL temporal formula  $\mathbf{EG}(\phi)$ , Presburger formula  $Y$  computed in each iteration of the loop in Algorithm *computeGlobalOver* is an under-approximation of the set of states that do not satisfy the formula  $\mathbf{EG}(\phi)$  in  $M_1$ , where  $M_1 = refineSystem(M, \phi)$ .*

*Proof.* We prove statement  $P(n)$  defined below using induction. The proof of the theorem follows from this proof:

**P(n)** : If a state  $\mathbf{s}$  is added to  $Y$  in  $n^{th}$  iteration of the loop in Algorithm *computeGlobalOver* then state  $\mathbf{s}$  does not satisfy  $\mathbf{EG}\phi$ .

**Base Case (n=0):**  $Y$  is initialized to set of stuck states. A stuck state  $s$  in  $M_1$  does not contain any trace starting from it. Hence there is no infinite trace starting from  $s$  in  $M_1$  and  $s$  does not satisfy  $\mathbf{EG}\phi$ .

**Induction Hypothesis:** Let  $P(n)$  be true for all  $n \leq k$ . We prove that  $P(k+1)$  is true. Since  $P(n)$  for  $n \leq k$  is true all states added to  $Y$  before  $(k+1)^{th}$  iteration of the loop do not satisfy  $\mathbf{EG}\phi$ . If a state  $s$  has to satisfy  $\mathbf{EG}\phi$  then there must exist a infinite trace starting from  $s$  and all states on this trace must satisfy  $\mathbf{EG}\phi$ . In  $(k+1)^{th}$  iteration  $s$  is added to  $Y$  if it satisfies  $grow_1$  or  $grow_2$ . To show that  $P(k+1)$  is true we need to show that if a state satisfies  $grow_1$  or  $grow_2$ , then the state does not satisfy  $\mathbf{EG}\phi$ .

If  $s$  satisfies  $grow_1$ , then all successors of  $s$  are in  $Y$ , hence all traces starting from  $s$  contain a state that does not satisfy  $\mathbf{EG}\phi$ . So if  $s$  satisfies  $grow_1$  it will not satisfy  $\mathbf{EG}\phi$ .

If  $s$  satisfies  $grow_2$ , then there is only one trace starting from  $s$  along which states do not satisfy  $Y$ . But by definition of  $grow_2$  this trace contains a state that satisfies  $grow_1$  and as shown above if a state satisfies  $grow_1$  it does not satisfy  $\mathbf{EG}\phi$ . Thus even along this trace  $s$  does not satisfy  $\mathbf{EG}\phi$ . Hence,  $P(k+1)$  is true.

Now we give a theorem that proves that if Algorithm *computeGlobalOver* terminates then the computed result is precise.

**Theorem 8.** *Given a counter system  $M$  and a CTL temporal formula  $\mathbf{EG}(\phi)$ , Algorithm *computeGlobalOver* terminates if and only if  $Y$  represents the precise set of states that do not satisfy the formula  $\mathbf{EG}\phi$  in  $M_1$ , where  $M_1 = \text{refineSystem}(M, \phi)$ .*

*Proof.* Theorem 7 shows that  $Y$  is an under-approximation of set of states that do not satisfy  $\mathbf{EG}\phi$  in  $M_1$ . To show that  $Y$  precisely represents the set of states that do not satisfy  $\mathbf{EG}\phi$  in  $M_1$  when algorithm terminates, we need to show that there does not exist a state  $s$  such that:

- $s$  does not satisfy  $\mathbf{EG}\phi$
- and  $s$  has not been included in  $Y$

We prove by contradiction. Let  $s$  be a state that does not satisfy  $\mathbf{EG}\phi$  and on termination of the algorithm has not been included in  $Y$ . Since  $s$  does not satisfy  $\mathbf{EG}\phi$ , all traces starting from  $s$  in  $M_1$  are finite. Now we show that if we ignore the states that are already added to  $Y$ , then along every trace starting from  $s$  we reach a state that satisfies  $grow_1$ . If there exists a state that satisfies  $grow_1$  and it has not been included in  $Y$  then loop condition “ $grow_1 \wedge grow_2$  is satisfiable” holds and contradicts the fact that the while loop in Algorithm *computeGlobalOver* terminated thus leading to termination of the algorithm.

Let  $t = s_1, s_2, \dots, s_n$  be a trace starting from  $s$  where  $\forall i \geq 1. s_i$  is not in  $Y$ . If  $s_n$  satisfies  $grow_1$  then we have shown that termination condition of loop does not hold. If  $s_n$  does not satisfy  $grow_1$  then it has a successor  $s_{n+1}$  that is not in  $Y$  and we can extend the trace  $t$  further. This cannot be done infinitely

as all traces starting from  $\mathbf{s}$  are finite. So eventually we reach a state such that all its successors in  $Y$  and hence satisfies  $grow_1$ . Thus we contradict that while loop in Algorithm *computeGlobalOver* terminated.

Hence, if the Algorithm *computeGlobalOver* terminates then the set  $Y$  precisely represents that set of states that do not satisfy  $\mathbf{EG}\phi$ .

The class of systems for which Algorithm *computeGlobalOver* terminates is a strict superset of trace-flattable systems. Lemmas 3, 4 and Theorem 9 prove that for any given property of the form  $\mathbf{EG}\phi$  Algorithm *computeGlobalOver* terminates on all trace-flattable systems.

**Lemma 3.** *Given a flat counter system  $M$  and any property  $\mathbf{EG}\phi$  Algorithm *computeGlobalOver* will always terminate on flat systems if the calls to  $pre^*$  queries terminate.*

*Proof.* Let  $M$  be the given counter system. Let  $M_1 = \langle Q, C, \Sigma, \phi^{init}, G, F \rangle$  be the refinement of  $M$  with respect to  $\phi$ . Note that if  $M$  is flat then  $M_1$  will also be a flat counter system. We prove a stronger property that Algorithm *computeGlobalOver* will terminate on a counter system  $M$  for any given property  $\mathbf{EG}\phi$  if  $M_1$  is flat. We define a function  $order_{M_1}$  that maps every control state  $q \in Q$  in  $M_1$  to a natural number. Function  $order_{M_1}$  is defined as follows:

1.  $order_{M_1}(q) = 0$ , if there is no outgoing transition from  $q$
2.  $order_{M_1}(q) = 1$ , if all successor control states of  $q$  have an order 0
3.  $order_{M_1}(q) = 1$ , if  $q$  is in a cycle  $c$  and no control state in cycle  $c$  has a successor outside cycle  $c$
4.  $order_{M_1}(q) = n$ , if  $q$  is not part of any cycle, has only one successor control state  $q_1$  and  $order_{M_1}(q_1) = n$
5.  $order_{M_1}(q) = n + 1$ , if  $q$  is not part of any cycle,  $q$  has multiple successor nodes and maximum value of  $order$  assigned to any successor node of  $q$  is  $n$
6.  $order_{M_1}(q) = n + 1$ , if  $q$  is part of a cycle  $c$  and  $n$  is the maximum value assigned to any node  $q_1$  that is not part of the cycle but has a predecessor in cycle  $c$ . Note that every control state in a cycle will have same value for  $order$ .

In a flat counter system all cycles are simple. This leads to a partial order between cycles where the relation between two cycles  $c_1$  and  $c_2$  is defined as  $c_1 < c_2$  if there exists a sequence of transitions  $t_1, t_2, \dots, t_k$  from a control state  $q_1$  in  $c_1$  to a control state  $q_2$  in  $c_2$ . Due to this partial order between the cycles there exists a maximum value for  $order$  that can be assigned to a control state in any flat counter automata.

We prove the following statement using mathematical induction which leads to the proof that Algorithm *computeGlobalOver* terminates on flat counter systems.

**P(n)** : All states in a control state  $q$  that do not satisfy  $\mathbf{EG}\phi$  will be added to set  $Y$  in  $\leq n$  iterations of the loop in Algorithm *computeGlobalOver* where

$order_{M_1}(q) = n$ . We assume all  $pre^*$  queries terminate on the given system.

**Base Case(n=0):** If  $n$  is equal to 0 for a control state  $q$ , then all states corresponding to  $q$  will be stuck states as there is no outgoing transition from  $q$ . All states in  $q$  will be added to  $Y$  when  $Y$  is initialized.

**Induction Hypothesis:** Let the statement  $P(k)$  be true. We now prove that statement  $P(k+1)$  is true. Let  $q$  be a control state such that  $order_{M_1}(q) = k+1$ . There are four different cases under which a state  $s$  that has not been added to  $Y$  and is in a control state  $q$  will not satisfy  $\mathbf{EG}\phi$ . Note that in all the cases computing states that satisfy  $grow_2$  is always decidable as all  $pre^*$  queries terminate on given system.

*Case 1:* Let  $q$  be part of a cycle  $c$  such that no control state in cycle  $c$  has a successor outside cycle  $c$ . Then any state  $s$  corresponding to  $q$  will have only one trace starting from it. This trace will be formed by taking the cycle multiple times. Either the trace ends in a stuck state  $s_1$  which has already been added to  $Y$  or is infinite. A state with a single finite trace ending in  $Y$  will satisfy formula  $grow_2$ . Hence states in  $q$  that do not satisfy  $\mathbf{EG}\phi$  will be added to  $Y$  in  $(k+1)^{th}$  iteration.

*Case 2:* Let  $q$  be a state such that  $q$  does not belong to a cycle in  $M_1$  and has multiple successor control states. Note that for any successor  $q_1$  of  $q$   $order_{M_1}(q_1) \leq k$ . A state corresponding to  $q$  can be a stuck state in which case it is added to  $Y$  on initialization. If there is any successor state of  $s$  that does not satisfy  $\mathbf{EG}\phi$  then by induction hypothesis it is already added to  $Y$ . This is because it belongs to a control state  $q_1$  which is successor of  $q$  and  $order_{M_1}(q_1) \leq k$ . If all successor states of  $s$  are in  $Y$ , then  $s$  satisfies  $grow_1$  by definition and does not satisfy  $\mathbf{EG}\phi$ . Hence if  $s$  does not satisfy  $\mathbf{EG}\phi$  it will be added to  $Y$  in  $(k+1)^{th}$  iteration of the loop.

*Case 3:*  $q$  is part of a cycle  $c$  and  $order_{M_1}(q) = (k+1)$ . Note that for every control state  $q_1$  in  $c$ ,  $order_{M_1}(q_1) = (k+1)$ . On ignoring states already in  $Y$  every trace  $t$  from state  $s$  will contain only states in the cycle  $c$ . If not then the trace will contain a state  $s_{-q}$  not in cycle  $c$  and which is not in  $Y$ .  $s_{-q}$  belongs to a control state  $q_{-c}$  such that  $order_{M_1}(q_{-c}) \leq k$ . By induction hypothesis  $s_{-q}$  satisfies  $\mathbf{EG}\phi$  otherwise it would have been added to  $Y$ . Hence along this trace  $s$  will satisfy  $\mathbf{EG}\phi$ . So on ignoring states in  $Y$  any trace  $t$  starting from  $s$  which belongs to control state  $q$  in cycle  $c$ , does not satisfy  $\mathbf{EG}\phi$  and has not been added to  $Y$  will satisfy one of the following three subcases.

1. **All states in  $t$  belong to a control state in cycle  $c$  and  $t$  is infinite:**  
In this case  $s$  will satisfy  $\mathbf{EG}\phi$  and we are done.
2. **All states in  $t$  belong to a control state in the cycle,  $t$  is finite and ends in a stuck state  $s_{ss}$ :** If any state  $s$  in  $t$  has a successor outside  $t$ , that successor must be in a control state outside  $c$  (because you cannot have branching while staying within  $c$ ). Let  $S$  be the set of all successors of states in  $t$  that are outside  $c$ . The states in  $S$  must all not satisfy  $\mathbf{EG}\phi$  (otherwise

$\mathbf{s}$  would satisfy  $\mathbf{EG}\phi$ ). The control states to which the states in  $S$  belong to all have  $order \leq k$ . Therefore, all states in  $S$  would already have been added to  $Y$ . Therefore, ignoring states that are already in  $Y$ ,  $t$  is the only trace starting from  $\mathbf{s}$  and this trace ends in a stuck state. Starting from  $\mathbf{s}$  the last state on  $t$  which does not belong to  $Y$  will satisfy  $grow_1$ . Therefore,  $\mathbf{s}$  will satisfy  $grow_2$  and will be added to  $Y$  in the  $(k+1)^{th}$  iteration.

3. **All states in  $t$  belong to a control state in the cycle,  $t$  is finite and ends in a state  $\mathbf{s}_c$  where all successors of  $\mathbf{s}_c$  are already in  $Y$ :** By argument given in subcase 2, every successor of a state  $\mathbf{s}_1$  on  $t$  which belongs to a control state outside  $c$  will be already in  $Y$ . Hence on ignoring states in  $Y$ ,  $t$  is the only trace starting from  $\mathbf{s}$  as there is no branching allowed within cycle  $c$ . Now lets say there is no state  $\mathbf{s}_c$  on  $t$  such that all its successors are in  $Y$ , then its either the case that  $\mathbf{s}$  has no successors in which case it is stuck state and  $t$  is covered in subcase 2 or every state in  $Y$  has a successor outside  $Y$  which makes  $t$  infinite which is covered in subcase 1. Thus  $t$  is finite and does not satisfy condition of subcase 2 then it will contain a state  $\mathbf{s}_c$  such that all successors of  $\mathbf{s}_c$  are in  $Y$ . Hence  $\mathbf{s}_c$  will satisfy  $grow_1$  and  $\mathbf{s}$  will satisfy  $grow_2$ , and  $\mathbf{s}$  will be added to  $Y$  in  $(k+1)^{th}$  iteration.

Incase  $\mathbf{s}$  does not satisfy  $\mathbf{EG}\phi$  then it can be either a stuck state in which case it is already added to  $Y$  or on ignoring states that have been already added to  $Y$ ,  $\mathbf{s}$  will have only one trace starting from it. This trace follows the transitions in the cycle before reaching a state like  $\mathbf{s}_2$  that is in control state  $q_2$  outside the cycle  $c$ . Since  $\mathbf{s}_2$  will not satisfy  $\mathbf{EG}\phi$  (otherwise  $\mathbf{s}$  will satisfy  $\mathbf{EG}\phi$ ) and  $order_{M_1}(q_2) \leq k$  by induction hypothesis  $\mathbf{s}_2$  will be already in  $Y$ . Hence  $\mathbf{s}$  will satisfy  $grow_2$ .

*Case 4:* Let  $q$  be a control states that is not part of any cycle and has only one successor control state  $q_1$ . In such cases  $order_{M_1}(q) = order_{M_1}(q_1) = (k+1)$ . There will be a sequence of control states  $q, q_1, q_2, \dots, q_l$  such that  $\forall i < l$ .  $order_{M_1}(q_i) = (k+1)$ ,  $q_i$  does not belong to any cycle and  $q_i$  has a single successor control state  $q_{i+1}$ .  $q_l$  can satisfy one of three conditions:

- $q_l$  is part of a cycle and  $order_{M_1}(q_l) = (k+1)$
- $q_l$  is not part of any cycle but has multiple successor control states,  $order_{M_1}(q_l) = (k+1)$ , and for any successor  $q_j$  of  $q_l$   $order_{M_1}(q_j) \leq k$
- $order_{M_1}(q_l) \leq 0$

If a state  $\mathbf{s}$  in  $q$  does not satisfy  $\mathbf{EG}\phi$  then on ignoring states already added to  $Y$ ,  $\mathbf{s}$  will have only one trace starting from it and hence will satisfy  $grow_2$ . This states in the trace will follow the sequence of control states  $q_1, q_2, \dots, q_l$  till either it reaches a stuck state or a state  $\mathbf{s}_l$  in  $q_l$ . The  $\mathbf{s}_l$  does not satisfy  $\mathbf{EG}\phi$  otherwise  $\mathbf{s}$  will satisfy  $\mathbf{EG}\phi$ . If  $q_l$  is in cycle then as per case 3 described above  $\mathbf{s}_l$  will satisfy  $grow_2$ . If  $q_l$  is not part of cycle and has multiple successors then  $\mathbf{s}_l$  will satisfy  $grow_1$  as described in case 2. In both these cases  $\mathbf{s}$  will satisfy  $grow_2$  and hence will be added to  $Y$  in  $(k+1)^{th}$  iteration.



If  $max$  is the maximum value of *order* assigned to any control state in given counter system, then Algorithm *computeGlobalOver* is guaranteed to terminate in  $\leq max$  iterations of the inner loop.

**Lemma 4.** *Given a trace flattable counter system  $M$  and a property  $\mathbf{EG}\phi$ , set of states added to  $Y$  in  $n^{th}$  iteration by Algorithm *computeGlobalOver* is equal to set of states added to  $Y$  in  $n^{th}$  iteration if input counter system was  $M_T$ , a trace flattening of  $M$ , under the assumption that the calls to  $pre^*$  queries always terminate.*

*Proof.* We prove by induction on  $n$ .

**Base Case ( $n = 0$ ):** Set of stuck states in  $M$  and  $M_T$  are same as all traces are preserved in  $M_T$ . Hence  $Y$  is initialized to same set in both cases. **Induction Hypothesis:** Let the statement be true for  $n \leq k$ . We now prove that statement is true for  $n = (k + 1)$ . We can prove this by show that set of states that satisfy  $grow_1$  and  $grow_2$ .

If a state  $s$  satisfies  $grow_1$  in  $(k + 1)^{th}$  iteration when the input system is  $M$  then all its successors were added to  $Y$  in  $i^{th}$  such that  $i \leq k$ . By induction hypothesis when the input machine is  $M_T$ , all successors of  $s$  will added to  $Y$  before  $(k + 1)^{th}$  iteration as  $s$  has same set of successors in both  $M$  and  $M_T$ . Hence  $s$  will satisfy  $grow_1$  in  $(k + 1)^{th}$  iteration.

If a state  $s$  satisfies  $grow_2$  in  $(k + 1)^{th}$  iteration when the input system to the algorithm is  $M$ , then on ignoring the states that are already added to  $Y$ , there exists only one trace  $s, s_1, s_2, \dots, s_n$  starting from  $s$  such that  $s_n$  satisfies  $grow_1$ . The same trace also exists when input system is  $M_T$  as  $M_T$  preserves all traces in  $M$ , set of states satisfying  $grow_1$  is same and set of state already added to  $Y$  is also same in both cases. Also there cannot be any additional trace starting from  $s$  as it will contradict the fact that  $M_T$  preserves all traces. Hence  $s$  will also satisfy  $grow_2$  in  $(k + 1)^{th}$  iteration when the input system to the algorithm is  $M_T$ . Note that we assume  $pre^*$  queries used to compute the formula for  $grow_2$  will terminate on both  $M$  and  $M_T$ .

Hence the theorem lemma statement holds for all values of  $n$ .

**Theorem 9.** *Given a trace flattable counter system  $M$  a property  $\mathbf{EG}\phi$  Algorithm *computeGlobalOver* will terminate if the  $pre^*$  queries terminate.*

*Proof.* The proof follows from the proof of Lemma 4 and Lemma 3.

**Theorem 10.** *Given any property  $\mathbf{EG}\phi$  Algorithm *computeGlobalOver* will terminate on a systems  $M$  if:*

(a) *all  $pre^*$  queries on the system  $M_1$  terminate, where  $M_1 == refineSystem(M, \phi)$*

(b) *there exists an integer bound  $k$ , and a (finite or infinite) set of flattenings of  $M_1$  such that each flattening  $N$  in the set contains at most  $k$  simple cycles (each one involving an arbitrary number of control states), and such that each trace in  $M_1$  that starts from a state that does not satisfy  $\mathbf{EG}\phi$  is exhibited by at least one of the flattenings mentioned above.*

*Proof.* We provide only the sketch of the proof. The detailed proof is part of ongoing work. It follows from the proof of Theorem 3 that given any flat system Algorithm *computeGlobalOver* will terminate in finite number of iteration of the loop in the algorithm. The number of iterations of the loop required to terminate is a function of number of simple cycles in the given counter system. Given a set of flat systems  $S$  the algorithm will require maximum of  $k$  iteration where  $k$  is maximum number of simple cycles in any flat system that belongs to  $S$ . Hence if there is integer bound on number of simple cycles in any flat system in the set  $S$  then the algorithm will definitely terminate on combined counter system formed by considering all the flat systems in  $S$  together.

If there is a set of flattenings  $N_S$  of  $M_1$  such that all traces from states that do not satisfy  $\mathbf{EG}\phi$  are preserved then set of states that do not satisfy  $\mathbf{EG}\phi$  in  $M_1$  will definitely not satisfy the property  $\mathbf{EG}\phi$  in  $N_S$ . By argument given above algorithm will definitely terminate on counter system formed by combining all flattening in  $N_S$  together. It can be shown using induction that the number of iterations of the loop in Algorithm *computeGlobalOver* required to terminate on combined system formed from  $N_S$  and  $M_1$  is same and hence algorithm will terminate on  $M_1$  under the given assumptions.