

# Polar Codes: Graph Representation and Duality

M. Fossorier

ETIS ENSEA/UCP/CNRS UMR-8051

6, avenue du Ponceau,

95014, Cergy Pontoise, France

Email: mfossorier@ieee.org

## Abstract

In this paper, we present an iterative construction of a polar code and develop properties of the dual of a polar code. Based on this approach, belief propagation of a polar code can be presented in the context of low-density parity check codes.

## I. INTRODUCTION

Since their introduction [1], polar codes have attracted a lot of attention due to their capacity approaching performance in near-linear time encoding and decoding complexities ( $O(N \log N)$  complexities for a polar code of length  $N$ ). These theoretical results hold for very long code lengths in conjunction with successive cancelation (SC) decoding based on the G-space representation of the code. For a polar code of length  $N$ , SC decoding operates on a graph free of 4-cycles with  $N \log N$  variable nodes (associated with information bits) and  $N \log N$  constraint nodes (associated with encoded bits).

In [2] an approach to eliminate 4-cycles in any bipartite graph associated with the parity check matrix of a linear code was proposed. The matrix obtained by this approach is reminiscent of that used in SC decoding of polar codes.

In this paper, we present the graph representation of a polar code free of 4-cycle as a generalization of the approach of [2]. We then study the dual representation of a polar code.

## II. GRAPH REPRESENTATION OF POLAR CODES: ITERATIVE CONSTRUCTION

### A. Iterative Construction for SC Decoding

Let  $F(m)$  represent the  $m$ -fold Kronecker product of the matrix  $F(1)$  given by

$$F(1) = \begin{pmatrix} 1 & 0 \\ 1 & 1 \end{pmatrix}. \quad (1)$$

so that  $F(m)$  follows the recursion

$$F(m+1) = \begin{pmatrix} F(m) & 0 \\ F(m) & F(m) \end{pmatrix}. \quad (2)$$

We readily observe that 4-cycles are usually present in  $F(m+1)$  given in (2) due to the repetition of  $F(m)$  in the second row.

A polar code of length  $N = 2^m$  and dimension  $K$  is defined by the generator matrix obtained by selecting  $K$  out of the  $N$  rows of  $F(m)$ . The corresponding graph is composed of  $K$  variable nodes representing the information bits and  $N$  constraint nodes representing the encoded bits. This graph can be viewed as the bipartite graph of a low density generator matrix (LDGM) code. Equivalently, the  $N - K$  deleted rows can be associated with deterministic bits (taken as 0 without loss of generality and referred to

as “frozen bits”). Hence all polar codes of length  $N = 2^m$  can be represented by the bipartite graph associated with  $F(m)$ .

To perform iterative decoding, this graph has to be expanded into a graph with  $m 2^m$  variable nodes and  $m 2^m$  constraint nodes [1]. The main goal of this expansion is to remove all 4-cycles associated with the bipartite graph of  $F(m)$  and in [3], it is shown that this expanded graph has girth  $g = 12$ . This basic decomposition is guided by the way SC decoding operates and can be viewed as a generalization of the decomposition of [4] for Reed-Muller (RM) codes. Instead, we propose to generalize the approach developed in [2] to eliminate 4-cycles in any bipartite graph associated with the parity check matrix of a low density parity check (LDPC) code to the case of the generator matrix of a LDGM code.

### B. Review and Generalization of the Approach of [2]

For a 4-cycle associated with 2 check nodes  $c_1$  and  $c_2$ , each containing the modulo-2 sum  $x_1 + x_2$  of variable nodes  $x_1$  and  $x_2$ , the approach [2] introduces the new unobservable variable node  $x_{12} = x_1 + x_2$  and the corresponding constraint  $c_{12} = x_1 + x_2 + x_{12} = 0$ . As a result, the matrix

$$H = \begin{pmatrix} 1 & 1 \\ 1 & 1 \end{pmatrix}. \quad (3)$$

with column-1 and column-2 associated to variable nodes  $x_1$  and  $x_2$ , row-1 and row-2 associated to check nodes  $c_1$  and  $c_2$ , is extended into the matrix

$$H_e = \begin{pmatrix} 0 & 0 & 1 \\ 0 & 0 & 1 \\ 1 & 1 & 1 \end{pmatrix}. \quad (4)$$

where the new column-3 and row-3 are associated with variable node  $x_{12}$  and check node  $c_{12}$ , respectively.

In G-space, the previous approach can be associated with a 4-cycle associated with encoded bits  $x_1$  and  $x_2$ , each containing the modulo-2 sum  $v_1 + v_2$  of information bits  $v_1$  and  $v_2$ . This 4-cycle can be eliminated by introducing the new intermediate node  $v_{12} = v_1 + v_2$  and the corresponding encoded bit  $x_{12} = v_{12} + v_1 + v_2 = 0$ . This time, the matrix

$$G = \begin{pmatrix} 1 & 1 \\ 1 & 1 \end{pmatrix}. \quad (5)$$

with column-1 and column-2 associated to encoded bits  $x_1$  and  $x_2$ , row-1 and row-2 associated to information bits  $v_1$  and  $v_2$ , is extended into the matrix

$$G_e = \begin{pmatrix} 0 & 0 & 1 \\ 0 & 0 & 1 \\ 1 & 1 & 1 \end{pmatrix}. \quad (6)$$

where the new column-3 and row-3 are associated with encoded bit  $x_{12}$  and intermediate bit  $v_{12}$ , respectively.

### C. A New Iterative Construction Free of 4-Cycles

From the method presented in Section II-B, we expand  $F(m)$  given in (2) as

$$F_e(m) = \begin{pmatrix} 0 & 0 & I_{m-1} \\ 0 & F(m-1) & I_{m-1} \\ F(m-1) & 0 & I_{m-1} \end{pmatrix}, \quad (7)$$

where  $I_m$  represents the  $2^m \times 2^m$  identity matrix. Based on (7), we obtain the following result:

*Theorem 2.1:* The matrix  $F_e(m)$  can be associated with a bipartite graph with  $(m + 1) 2^{m-1}$  variable nodes and  $(m + 1) 2^{m-1}$  constraint nodes, and girth  $g = 8$ .

**Proof:** In (7), the two matrices  $F(m-1)$  can be further expanded into the corresponding  $F_e(m-1)$  and this operation can be repeated iteratively until  $F(1)$  is reached. If  $K_e(m, i)$  represent the size of  $F_e(m)$  obtained at step- $i$  of this expansion for  $1 \leq i \leq m-1$ , we have

$$\begin{aligned} K_e(m, 1) &= 2^{m-1} + 2 \cdot 2^{m-1} \\ &= 2^{m-1} + 2^m \\ K_e(m, 2) &= 2^{m-1} + 2 \cdot (2^{m-2} + 2 \cdot 2^{m-2}) \\ &= 2 \cdot 2^{m-1} + 2^m \\ &\dots \\ K_e(m, i) &= i \cdot 2^{m-1} + 2^m \\ &\dots \\ K_e(m, m-1) &= (m-1) \cdot 2^{m-1} + 2^m \\ &= (m+1)2^{m-1}. \end{aligned} \quad (8)$$

Finally  $g > 6$  directly follows from the structure of (7) as it is readily seen that neither 4-cycles, nor 6-cycles can be found in the final expansion of  $F_e(m)$  at step- $(m-1)$ .

*Example 2.1:* For  $m = 2$ , the conventional graph used in SC decoding is depicted in Figure 1-(a). From (7), we have

$$\begin{aligned}
 F_e(2) &= \begin{pmatrix} 0 & 0 & I_1 \\ 0 & F(1) & I_1 \\ F(1) & 0 & I_1 \end{pmatrix} \\
 &= \begin{pmatrix} 0 & 0 & 0 & 0 & 1 & 0 \\ 0 & 0 & 0 & 0 & 0 & 1 \\ 0 & 0 & 1 & 0 & 1 & 0 \\ 0 & 0 & 1 & 1 & 0 & 1 \\ 1 & 0 & 0 & 0 & 1 & 0 \\ 1 & 1 & 0 & 0 & 0 & 1 \end{pmatrix} \quad (9)
 \end{aligned}$$

The corresponding graph is given in Figure 1-(b). We observe that the last two rows of  $F_e(2)$  in (9) are associated with the intermediate bits  $v_{13} = v_1 + v_3$  and  $v_{24} = v_2 + v_4$ .

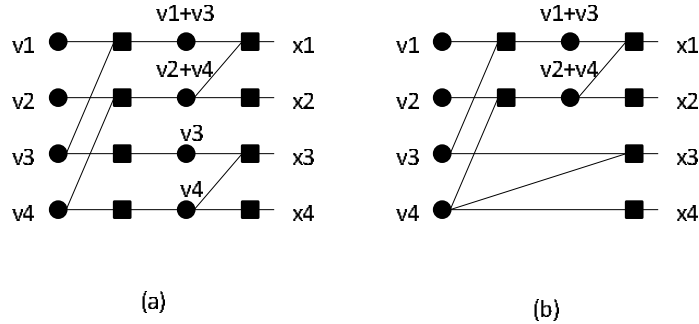


Fig. 1. Graph representation of  $F(2)$ : (a) conventional representation associated with  $8 \times 8$  adjacency matrix; (b) proposed representation associated with  $6 \times 6$  adjacency matrix.

The conventional graph of Section II-A developed for SC decoding can be derived from the recursion

$$F_e^{SC}(m) = \begin{pmatrix} 0 & 0 & I_{m-1} & 0 \\ 0 & 0 & I_{m-1} & I_{m-1} \\ 0 & F(m-1) & 0 & I_{m-1} \\ F(m-1) & 0 & I_{m-1} & 0 \end{pmatrix}. \quad (10)$$

However the last column of (10) can be viewed as unnecessarily redundant as it simply implies the repetition of the same information bits. It follows that the conventional graph

developed for SC decoding can be derived from the graph given in Theorem 2.1 with the introduction of trivial nodes only, so that we obtain a balanced graph with  $m$  sections of  $2^m$  variable nodes each, in alternance with  $m$  sections of  $2^m$  check nodes each (see Figure 1). Consequently the corresponding increase of the girth from 8 to 12 can be viewed as somewhat artificial since there is no limit in increasing the girth this way. However this insertion of trivial nodes modifies the scheduling of iterative decoding operating on the graph and the importance of proper scheduling to achieve a good error performance has been discussed in [6].

### III. DUALITY PROPERTY AND IMPLICATIONS

#### A. Structural Properties and Graph Representation in $H$ -space

Since  $F(1)^2 = I_1$  and from (2)

$$F(m+1)^2 = \begin{pmatrix} F(m)^2 & 0 \\ 0 & F(m)^2 \end{pmatrix}, \quad (11)$$

a straightforward recursion provides the following theorem:

*Theorem 3.1:*

$$F(m)^2 = I_m, \quad (12)$$

Based on (12), it follows:

*Corollary 3.1:* Any row- $i$  of  $F(m)$  is orthogonal to all rows of  $F(m)^T$ , but row- $i$ .

Furthermore,  $F(m)^T$  follows the recursion:

$$F(m+1)^T = \begin{pmatrix} F(m)^T & F(m)^T \\ 0 & F(m)^T \end{pmatrix}, \quad (13)$$

so that by recursion from  $F(1)^T$ , we obtain:

*Corollary 3.2:*

$$f_{i,j}^T = f_{N-1-i, N-1-j}. \quad (14)$$

Assume the rows of  $F(m)$  are labeled from 0 to  $2^m - 1$  and define  $S_F$  as the set of labels associated with the frozen bits of a polar code of length  $2^m$ . Corollary 3.1 implies that the dual of this polar code is simply defined from the rows of  $F(m)^T$  in  $S_F$ . Furthermore,

Corollary 3.2 implies that the  $i$ -th row of the parity check matrix  $F(m)^T$  of a polar code is obtained from the  $N - 1 - i$ -th row of  $F(m)$  written in reverse order. Hence this representation is also the representation of another polar code of length  $2^m$ . In other words, to define a polar code  $C$  and its dual  $C^\perp$ , if a row of  $F(m)$  is associated with an information bit of  $C$ , the same row in  $F(m)^T$  is associated with a frozen bit of  $C^\perp$ , and vice-versa. It follows that the graph representation of the parity check matrix of a polar code is obtained from that in G-space by first reversing the representation of variable nodes and constraint nodes, and second inversing active and frozen bits, which also partially follows from the duality property of a factor graph in general [5]. This structural property between a polar code and its dual has been at least partially observed in some works [6], but its use in iterative decoding based on belief propagation (BP) in H-space seems to have not been explicitly reported.

*Example 3.1:* In Figures 2-(a) and 2-(b), the graph representations of  $F(1)$  given in (1) and its dual entity  $H(1)$  are depicted, with

$$H(1) = F(1)^T = \begin{pmatrix} 1 & 1 \\ 0 & 1 \end{pmatrix}. \quad (15)$$

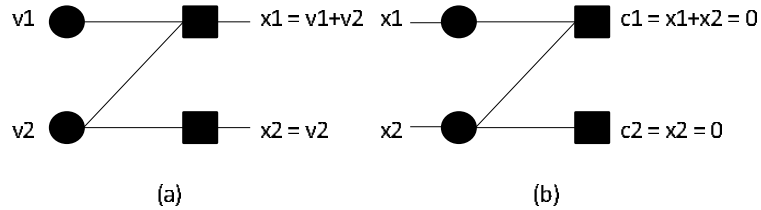


Fig. 2. Graph representation of: (a)  $F(1)$  and (b) its dual  $H(1)$ .

From (7), we have

$$F_e(m)^T = \begin{pmatrix} 0 & 0 & F(m-1)^T \\ 0 & F(m-1)^T & 0 \\ I_{m-1} & I_{m-1} & I_{m-1} \end{pmatrix}, \quad (16)$$

which corresponds to the expansion method of [2] in H-space applied to (13). Consequently the results of Section II-C also apply directly to the dual code of a polar code

and its representation in H-space. From this graph representation free of 4-cycles, BP decoding can be performed as in [2] for LDPC codes.

*Example 3.2:* Consider the (4,3) RM code obtained by freezing the information bit associated with the first row of  $F(2)$ . Considering Figure 1-(b), the graph representing this code in G-space is depicted in Figure 3-(a) while the corresponding graph in H-space corresponding to (16) is given in Figure 3-(b).

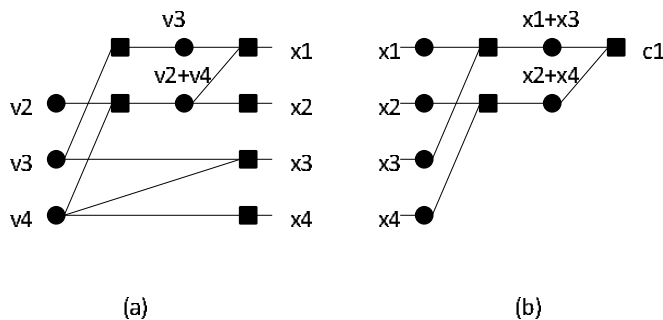


Fig. 3. Graph representation of RM(4,3): (a) G-space; (b) H-space.

### B. Systematic Encoding

Another important consequence of these results is the fact that the systematic encoding in  $O(N \log N)$  computational complexity only suggested as “another method” at the end of [7, Section III-A] becomes straightforward and direct from the H-space representation. In the context of multistage (iterative) decoding, systematic encoding is not only desirable from an implementation viewpoint, but it also minimizes the overall bit error rate (BER) [8]. To this end, we define after possible row permutation  $\pi(\cdot)$

$$G = \pi(F(m)) = \begin{pmatrix} G_F \\ G_U \end{pmatrix}, \quad (17)$$

with  $G_F$  and  $G_U$  corresponding to the frozen and unfrozen positions, respectively. It follows that

$$G^T = \pi(F(m)^T) = \begin{pmatrix} H_U \\ H_F \end{pmatrix}, \quad (18)$$



with  $G_U H_U^T = 0$ . Then systematic encoding is performed by solving  $[x_F x_U] H_U^T = 0$  with  $x_U = v_U$  denoting the information sequence. Note that the permutation  $\pi()$  necessary to obtain the form in (17) from the original  $F(m)$  needs also to be applied to  $[x_F x_U]$ .

*Example 3.3:* Consider the (4,3) RM code defined by Figure 3-(b). Setting  $x_F = x_1$  and  $x_U = [x_2 x_3 x_4] = [v_1 v_2 v_3]$  directly provides  $x_1 = v_2 + v_3 + v_4$ .

This method performs systematic encoding of RM codes as a special case.

#### IV. CONCLUSION

In this paper, we have presented the application of the concept of [2] to obtain a graph representation of a polar code free of 4-cycles. This representation was linked to the conventional one corresponding to SC decoding. We then investigated duality properties of polar codes so that BP decoding as commonly used for the decoding of LDPC codes can be applied to the decoding of polar codes in H-space.

The obtention of the conventional graph from the new graph representation proposed in this paper was achieved by the introduction of trivial nodes that artificially increases the girth of the graph from 8 to 12, but importantly also allows to modify the scheduling of decoding based on the graph representation. This observation suggests that scheduling can be combined with the approach of [2] to optimize error performance. Consequently, the combination of scheduling and parallel decoding referred to as “iterative decoding with replica” in [9] could be considered in the context of decoding of polar codes.

In [10], non binary polar codes have been investigated. The generalization of the binary case to the non binary one can be performed in several ways. We observe that the codes proposed in [10, Section VIII] do not satisfy all structural properties presented in this paper for the binary case. This suggest a more stringent definition of non binary polar codes for which all structural properties derived in this paper could be extended to the non binary case.

#### ACKNOWLEDGEMENT

The author wishes to thank Dr. Kai Chen and Kai Niu for valuable help.

#### REFERENCES

- [1] E. Arıkan, “Channel Polarization: a Method for Constructing Capacity-Achieving Codes for Symmetric Binary-Input Memoryless Channels,” *IEEE Trans. Inform. Theory*, pp. 3051-3073, July 2009.

- [2] J. Yedidia, J. Chen and M. Fossorier, "Generating Code Representations Suitable for Belief Propagation Decoding," *The Proc. 40-th Ann. Allerton Conf. Commun., Control and Comp.*, Monticello, USA, Oct. 2002.
- [3] A. Eslami and H. Pishro-Nik, "On Finite-Length Performance of Polar Codes: Stopping Sets, Error Floor, and Concatenated Design," *arXiv:1211.2187v1 [cs.IT]*, Nov. 2012.
- [4] G. Schnabl and M. Bossert, "Soft-Decision Decoding of Reed-Muller Codes as Generalized Multiple Concatenated Codes," *IEEE Trans. Inform. Theory*, pp. 304-308, Aug. 1995.
- [5] G. D. Forney, Jr., "Codes on Graphs: Normal Realizations," *IEEE Trans. Inform. Theory*, pp. 520-548, Feb. 2001.
- [6] N. Hussami, S.B. Korada and R. Urbanke "Performance of Polar Codes for Channel and Source Coding," *arXiv:0901.2370v2 [cs.IT]*, May. 2009.
- [7] E. Arikan, "Systematic Polar Coding," *IEEE Commun. Lett.*, pp. 860-862, Aug. 2011.
- [8] M. Fossorier, S. Lin and D. Rhee, "Bit Error Probability for Maximum Likelihood Decoding of Linear Block Codes and Related Soft Decision Decoding Methods," *IEEE Trans. Inform. Theory*, pp. 3083-3090, Nov. 1998.
- [9] J. Zhang, Y. Wang, M. Fossorier and J. Yedidia, "Iterative Decoding with Replica," *IEEE Trans. Inform. Theory*, pp.1644-1663, May 2007.
- [10] R. Mori and T. Tanaka, "Source and Channel Polarization over Finite Fields and Reed-Solomon Matriix," *arXiv:1211.5264v1 [cs.IT]*, Nov. 2012.