

Study of different formulations of electromagnetic force distribution inside matter: Compatibility with special theory of relativity

Amir M. Jazayeri^{*} and Khashayar Mehrany[†]

Department of Electrical Engineering, Sharif University of Technology, Tehran 145888-9694, Iran

By *theoretical* examination of a few simple examples, we rebut the assertion that the Einstein-Laub formulation of the electromagnetic (EM) force density is in perfect harmony with special theory of relativity. To this end, the exerted EM force on the *boundary* of a *homogeneous object* is first obtained by using the different EM stress tensors of Minkowski, Abraham, Ampere, and Einstein-Laub. The compatibility of the results with special theory of relativity is looked into. In each example, the results are also compared against the EM force calculated by the method of virtual work. We show that the mathematical expressions of the stress tensors of Minkowski and Abraham can be quite different from the well-known forms of these stress tensors in the literature. It is worth noting that finding and integrating the contribution of the Helmholtz term in the forces of Minkowski and Abraham experienced by the *object* is sidestepped by adopting our approach which is based on the law of conservation of momentum in EM interactions. Throughout this paper, free space is chosen as the host medium of the *object*, otherwise finding the exact amount of the EM force exerted on the *object*, in our opinion, would require more than a macroscopic point of view.

I. INTRODUCTION

The exerted electromagnetic (EM) force on a point charge is given by the Lorentz force law which, together with Maxwell's equations, constitutes one of the five independent principles of EM theory. No matter how Maxwell's equations are mathematically formulated [1], they always express the same notion and yield the same results. In contrast, different mathematical expressions that have been hitherto reported for the EM force density within a

material medium could yield different results even when they are applied to one particular problem [2-3].

A survey of the literature shows that the most famous formulations for the EM force density are Minkowski's, Abraham's, Ampere's (sometimes referred to as Lorentz's), and Einstein-Laub's formulae [2-10]. More recently, particular attention has been directed toward Ampere's and Einstein-Laub's formulae of the EM force density [4-5, 8], where the latter has been favored over the former [6-7, 11] in view of the fact that the former requires the inclusion of the hidden momentum [12-13]. However, once either one of the aforementioned formulae is adopted for the EM force density within a material medium, the overall EM force exerted upon the entire volume of the material can be easily obtained by volume integration of the EM force density. This integral is usually written as a summation of two integrals; first, surface integral of the stress tensor, and second, time rate of decrease of the volume integral representing the momentum of the EM fields inside the volume [2-3]. Obviously, different formulations result in different stress tensors and momentum densities. Minkowski's force density leads to the Minkowski stress tensor and the Minkowski momentum density. Abraham's force density leads to the Abraham stress tensor and the Abraham momentum density. Ampere's force density leads to the Ampere stress tensor and the Livens momentum density. Einstein-Laub's force density leads to the Einstein-Laub stress tensor and the Abraham momentum density.

Naturally, the debate on the correct form of the EM force density within a material body goes in tandem with the debate on the correct form of the EM stress tensor and the EM momentum density within a material body. Nevertheless, finding the correct form of the EM stress tensor in material medium has not been a widely studied subject in the literature. Rather, the Minkowski stress tensor, being referred to as the Maxwell stress tensor in Jackson's

critically acclaimed book [14], other texts [15], and research papers [16-20], has been the most common stress tensor in the literature. The correct form of the momentum density in a material medium, on the contrary, has been the subject of controversy in the past [21-25].

In this manuscript, we *theoretically* assess different formulations of the EM stress tensor and thereby evaluate different formulations of the EM force density. To this end, the EM force exerted upon the *boundary* of material *objects* is first calculated by using different stress tensors and then the obtained results are compared against the EM force calculated by the method of virtual work. In view of the fact that the method of virtual work cannot be accounted a solid criterion for the correct EM force, the compatibility of the obtained results with special theory of relativity is used as the final *theoretical* criterion. Ironically, it is shown that the Einstein-Laub formulation is not necessarily consistent with Einstein's special theory of relativity. This observation is in stark contrast to the assertion that the Einstein-Laub formulation is in perfect harmony with special theory of relativity [7].

The organization of this paper is as follows. First, different formulations of the EM stress tensor are reviewed in Section II. Since the mathematical expression of the stress tensors of Minkowski and Abraham inside a material depend on the constitutive relations that govern the displacement field (\vec{D}) and the magnetic flux density (\vec{B}), we specifically derive these tensors for three categories of *homogeneous* materials: linear isotropic dispersive/non-dispersive materials, linear reciprocal non-dispersive materials with permittivity and/or permeability tensors, and nonlinear materials with permanent electric and/or magnetic dipoles. Peculiarly, the forms of the stress tensors in the latter category of materials are quite different from the well-known forms of the stress tensors used in the literature. Insofar as *homogeneous* materials are considered, the Helmholtz term in the Minkowski (or Abraham) force density is zero [2-3,

26]. In Section III, from a viewpoint based on the law of conservation of momentum in EM interactions, the generic problem of the EM force experienced by an *object* is addressed. Thereby, the total EM force exerted on the *object* is found together with the distribution of the exerted EM force on the *object boundary*. Despite some authors [19], we argue that finding the exact amount of the total EM force exerted on the *object* in a non-free space host medium requires more than a macroscopic point of view. Besides, all the aforementioned formulations of the EM force density render the same total EM force (or time-averaged EM force) exerted on the *object* in free space only when the EM fields are static (or time-harmonic). It should be noted that even though the contribution of the Helmholtz term in the Minkowski (or Abraham) force density is no longer zero because there is a discontinuity on the *object boundary*, finding and integrating the contribution of the Helmholtz term in the exerted Minkowski (or Abraham) force is sidestepped by following the approach of this section. Section IV is devoted to a *theoretical* assessment of the different formulations of the EM stress tensor. Although the difference among the results obtained by using different formulations for the EM force density is an already known fact [8, 27], no conclusive experiment has been carried out to decide on the correct formulation. Here, we first employ the result of the method of virtual work to assess the different formulations of the EM stress tensor. Regretfully, the result of the method of virtual work cannot be accounted a solid criterion for the correct EM force because it depends on the constitutive relations within the material *object* in its expanded/contracted state. Therefore, the compatibility of the obtained results with special theory of relativity is exploited as a solid *theoretical* criterion. Finally, concluding remarks are provided in Section V.

II. DIFFERENT FORMULATIONS OF EM FORCE DISTRIBUTION

In this section, the Minkowski stress tensor is obtained by integration of the Minkowski force density over an arbitrary volume within *homogeneous* media. The Abraham, the Ampere, and the Einstein-Laub stress tensors are presented as well.

A. The formulations of Minkowski and Abraham

The Minkowski force density, inside a *homogeneous* medium, is written as

$$\vec{f}_M = \rho \vec{E} + \vec{J} \times \vec{B}, \quad (1)$$

where ρ and \vec{J} are the densities of the *free* charges and the *free* currents respectively. There is no Helmholtz term because the medium is *homogeneous*.

As already mentioned, every formula of the EM force density can be integrated over an arbitrary volume ν to obtain the associated EM force exerted on the volume ν . It is shown in Appendix that the integration of Eq. (1) over the volume ν leads to

$$\int_{\nu} \vec{f}_M dV = \int_{\nu} \frac{-\partial \vec{G}_M}{\partial t} dV + \oint_{\partial \nu} \hat{n} \cdot \vec{T}_M dS, \quad (2)$$

where $\partial \nu$ is the boundary of ν , \hat{n} is the unit vector normal to the boundary element dS toward the outside of ν , $\vec{G}_M = \vec{D} \times \vec{B}$ is the Minkowski momentum density of the EM fields inside the medium, and \vec{T}_M is the Minkowski stress tensor which reads as

$$\vec{T}_M = \vec{D} \vec{E} + \vec{B} \vec{H} - \frac{1}{2} \vec{I} (\vec{D} \cdot \vec{E} + \vec{B} \cdot \vec{H}), \quad (3)$$

for a linear reciprocal medium and

$$\vec{T}_M = \vec{D} \vec{E} + \vec{B} \vec{H} - \frac{1}{2} \vec{I} (\epsilon_0 \vec{E} \cdot \vec{E} + 2 \vec{P}_0 \cdot \vec{E} + \vec{B} \cdot \vec{H}), \quad (4)$$

for a nonlinear medium with a permanent electric polarization \vec{P}_0 and a linear reciprocal magnetic response. In the same manner, the Minkowski stress tensor for other types of

homogeneous media, e.g. a nonlinear medium with a permanent magnetization \vec{M}_0 , can be derived.

The Minkowski stress tensor is not symmetric. The Abraham force density is obtained in such a manner that its corresponding stress tensor becomes symmetric, and its corresponding momentum density becomes the Abraham momentum density $\vec{G}_{Ab} = \epsilon_0 \mu_0 \vec{E} \times \vec{H}$. It can be shown that the Abraham force density inside a *homogeneous* medium is as follows:

$$\vec{f}_{Ab} = \vec{f}_M + \frac{\partial(\vec{G}_M - \vec{G}_{Ab})}{\partial t} - \frac{1}{2} \sum_{i=x,y,z} \frac{\partial(\vec{E}D_i)}{\partial i} + \frac{1}{2} \sum_{i=x,y,z} \frac{\partial(\vec{D}E_i)}{\partial i}. \quad (5)$$

The previous remark about the absence of the Helmholtz term remains true for the Abraham force density as well. The Abraham counterparts of the Minkowski stress tensors in Eq. (3), i.e. for a linear reciprocal medium, and Eq. (4), i.e. for a nonlinear medium with a permanent electric polarization \vec{P}_0 and a linear reciprocal magnetic response, can be obtained by following the same steps. It can be shown that these counterparts are

$$\vec{T}_{Ab} = \frac{1}{2}(\vec{D}\vec{E} + \vec{E}\vec{D} + \vec{B}\vec{H} + \vec{H}\vec{B}) - \frac{1}{2}\vec{I}(\vec{D} \cdot \vec{E} + \vec{B} \cdot \vec{H}), \quad (6)$$

and

$$\vec{T}_{Ab} = \frac{1}{2}(\vec{D}\vec{E} + \vec{E}\vec{D} + \vec{B}\vec{H} + \vec{H}\vec{B}) - \frac{1}{2}\vec{I}(\epsilon_0 \vec{E} \cdot \vec{E} + 2\vec{P}_0 \cdot \vec{E} + \vec{B} \cdot \vec{H}), \quad (7)$$

respectively. It is worth noting that, for a linear isotropic material, the stress tensors of Minkowski and Abraham are the same.

B. The formulations of Ampere and Einstein-Laub

The difference between the Ampere and the Minkowski force densities is that while the latter includes the densities of the *free* charges and the *free* currents only, the former also

includes the *bounded* charges $(-\nabla \cdot \vec{P})$ and the *bounded* currents $(\frac{\partial \vec{P}}{\partial t} + \nabla \times \vec{M})$. In other words, the Ampere force density, which is also known as the Lorentz force density, is

$$\vec{f}_{Am} = (\rho - \nabla \cdot \vec{P})\vec{E} + (\vec{J} + \frac{\partial \vec{P}}{\partial t} + \nabla \times \vec{M}) \times \vec{B}. \quad (8)$$

The Einstein-Laub force density, on the other hand, is written as

$$\vec{f}_E = (\rho + \vec{P} \cdot \nabla)\vec{E} + \mu_0(\vec{J} + \frac{\partial \vec{P}}{\partial t}) \times \vec{H} + \mu_0(\vec{M} \cdot \nabla)\vec{H} - \varepsilon_0\mu_0 \frac{\partial \vec{M}}{\partial t} \times \vec{E}. \quad (9)$$

According to [4], the difference between the Ampere and the Einstein–Laub force densities in a nonmagnetic medium ($\vec{M} = 0$) is that the macroscopic electric polarization (\vec{P}) is modeled as an aggregate of microscopic charges and microscopic dipoles for the former and latter cases, respectively.

Since there is no Helmholtz term in the Ampere and the Einstein–Laub force densities, they both can be integrated over an arbitrary volume ν , which is this time *not* necessarily *homogenous*. The result of such integration is however analogous to the expression in Eq. (2) and therefore includes a momentum density and a stress tensor. The Livens momentum density

$\vec{G}_L = \varepsilon_0 \vec{E} \times \vec{B}$, and the Ampere stress tensor \vec{T}_{Am} , which reads as

$$\vec{T}_{Am} = \varepsilon_0 \vec{E}\vec{E} + \frac{1}{\mu_0} \vec{B}\vec{B} - \frac{1}{2} \vec{I}(\varepsilon_0 \vec{E} \cdot \vec{E} + \frac{1}{\mu_0} \vec{B} \cdot \vec{B}), \quad (10)$$

are affiliated with the Ampere formulation, whereas the Abraham momentum density

$\vec{G}_{Ab} = \varepsilon_0\mu_0 \vec{E} \times \vec{H}$, and the Einstein-Laub stress tensor \vec{T}_E , which is written as

$$\vec{T}_E = \vec{D}\vec{E} + \vec{B}\vec{H} - \frac{1}{2} \vec{I}(\varepsilon_0 \vec{E} \cdot \vec{E} + \mu_0 \vec{H} \cdot \vec{H}), \quad (11)$$

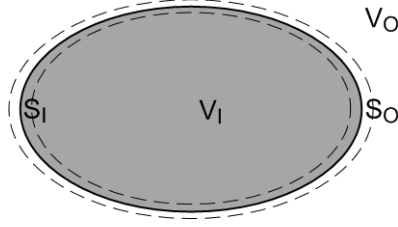


Fig. 1. Schematic of a *homogeneous object* placed within a *homogeneous* host medium

are affiliated with the Einstein-Laub formulation [2-3]. It is worth noting that, unlike the stress tensors of Minkowski and Abraham, the forms of the stress tensors of Ampere and Einstein-Laub in Eqs. (10) and (11) are independent of the constitutive relations of \vec{D} and \vec{B} .

III. EM FORCE EXPERIENCED BY AN OBJECT

This section investigates how the EM force exerted on an *object* is distributed over its *boundary*. Fig. 1 schematically shows a typical situation when the *object* is placed within a host medium. In this figure, v_I , v_O , and S_B denote the region inside the *object*, the region outside the *object*, and the *object boundary*, respectively. It is worth noting that the *object boundary* belongs to both the *object* and the host medium. Obviously, the exact treatment of the interface requires a microscopic study of the interface between inside and outside the *object*. However, macroscopic constitutive relations, e.g. electric permittivity or magnetic permeability, become meaningless in the microscopic study of the interface. In the here adopted macroscopic point of view, the necessity of going through a rather meticulous microscopic study is sidestepped by approaching the interface region once from within the *object* and once from without the *object*. Therefore, we consider S_I and S_O , which are imaginary surfaces that approach the *object boundary* from v_I and v_O , respectively.

A. The Minkowski force and the Abraham force

Our derivation of the Minkowski (or Abraham) force experienced by the *object* is based on the assumption that the *object* and its host medium are both made of *homogeneous* materials. The distributions of the *free* charges and the *free* currents are arbitrary.

Now, Eq. (2) is employed and the Minkowski force exerted on ν_I , as a *homogenous* medium, is written as

$$\int_{\nu_I} \frac{-\partial \vec{G}_M}{\partial t} dV + \oint_{S_I} \hat{n} \cdot \vec{T}_M dS, \quad (12)$$

where \hat{n} is the unit vector normal to the surface element dS toward the outside of ν_I . In a similar fashion, the Minkowski force exerted on ν_O , as the other *homogeneous* medium, is written as

$$\int_{\nu_O} \frac{-\partial \vec{G}_M}{\partial t} dV + \oint_{S_O} \hat{n} \cdot \vec{T}_M dS, \quad (13)$$

where \hat{n} is the unit vector normal to the surface element dS toward the outside of ν_O . On the other hand, according to the law of conservation of momentum in EM interactions, the total Minkowski force exerted on the whole system, which comprises ν_I , ν_O , and S_B , should equal the time rate of decrease of the total momentum of the EM fields. Comparing the summation of the Minkowski forces exerted on ν_I , and ν_O , i.e. the summation of Eqs. (12) and (13) when the imaginary surfaces S_I and S_O approach the real interface S_B , against the time rate of decrease of the total momentum of the EM fields reveals that there should be a Minkowski force exerted on the *object boundary* S_B :

$$\oint_{S_B} \hat{n} \cdot (\vec{T}_{M_O} - \vec{T}_{M_I}) dS, \quad (14)$$

where \vec{T}_{M_I} and \vec{T}_{M_O} are the Minkowski stress tensors inside ν_I and ν_O , respectively, and \hat{n} is the unit vector normal to the surface element dS toward the outside of ν_I . The necessity of considering this term is due to the discontinuity of the Minkowski stress tensor. Since the total Minkowski force exerted on the *object boundary* S_B is written as a surface integral, its integrand can be interpreted as the distribution of the Minkowski force exerted on the *object boundary* S_B .

It is worth noting that the *object boundary* S_B in our treatment is in fact the macroscopic representation of the microscopic volume in between the *object* and the host medium. Since the microscopic volume has a non-zero mass, attributing a non-zero force to the two-dimensional *object boundary* S_B is not paradoxical. This treatment of the *object boundary* is clearly distinct from the approach based on the inclusion of the Helmholtz term, which usually appears as $-(\vec{E} \cdot \vec{E} / 2) \nabla \varepsilon - (\vec{H} \cdot \vec{H} / 2) \nabla \mu$ in the Minkowski force density [2-3, 26]. Interestingly, the line integral of the Helmholtz term over an infinitesimal path normal to S_B is equivalent to $\hat{n} \cdot (\vec{T}_{M_O} - \vec{T}_{M_I})$, where \hat{n} is the local unit vector normal to S_B toward the outside of ν_I .

Now, the total Minkowski force exerted on ν_I and S_B can be written as summation of Eqs. (12) and (14), which is

$$\int_{\nu_I} \frac{-\partial \vec{G}_M}{\partial t} dV + \oint_{S_B} \hat{n} \cdot \vec{T}_{M_O} dS, \quad (15)$$

where \hat{n} is the unit vector normal to the surface element dS toward the outside of ν_I . Regretfully, the macroscopic point of view does not clarify how much of Eq. (15) contributes to acceleration of the *object* center of mass because the *object boundary* S_B in principle belongs to both the *object* and the host medium. Nevertheless, there is no ambiguity about the total

Minkowski force that accelerates the *object* center of mass when the host medium is devoid of matter, i.e. free space. In such a case, the *object boundary* S_B is not shared between two media (the *object* and its host medium) but belongs to the *object* totally. Therefore, Eq. (15) becomes the overall Minkowski force exerted on the *object*.

Despite some authors [19], neither Eq. (15) nor its equivalent forms for static and time-harmonic EM fields [28] is the overall Minkowski force exerted on the *object* when the host medium is not free space. We believe finding the exact amount of the overall Minkowski force exerted on the *object* in a non-free space host medium requires more than a macroscopic point of view.

In a similar fashion, the exerted Abraham forces on ν_I , ν_O , and S_B can be obtained. It can be easily shown that the Abraham counterpart of Eq. (14) reads as

$$\oint_{S_B} \hat{n} \cdot (\vec{T}_{Ab_O} - \vec{T}_{Ab_I}) dS. \quad (16)$$

If the *object* and the host medium are both linear and isotropic, Eqs (16) and (14) become equivalent to each other and therefore the formulations of Abraham and Minkowski render the same distribution for the exerted EM force on the *object boundary*.

Along the same line, the overall Abraham force exerted on the *object* in free space is obtained by replacing \vec{G}_M and \vec{T}_{MO} with \vec{G}_{Ab} and \vec{T}_{Ab_O} , respectively in Eq. (15).

B. The Ampere force and the Einstein-Laub force

The Ampere (or Einstein-Laub) force experienced by an *object* inside a host medium is much easier to obtain because the Ampere (or Einstein-Laub) stress tensor in Eq. (10) (or Eq. (11)), which is resulting from integration of the Ampere (or Einstein-Laub) force density, is general and independent of whether the integration volume is *homogeneous*. The exerted

Ampere (or Einstein-Laub) force on the *object boundary* S_B is obtained by replacing \vec{T}_{M_I} and \vec{T}_{M_O} with \vec{T}_{Am_I} and \vec{T}_{Am_O} (or \vec{T}_{E_I} and \vec{T}_{E_O}), respectively in Eq. (14). Therefore, the following are the Amperian and the Einstein-Laub counterparts of Eq. (14), respectively:

$$\oint_{S_B} \hat{n} \cdot (\vec{T}_{Am_O} - \vec{T}_{Am_I}) dS, \quad (17)$$

$$\oint_{S_B} \hat{n} \cdot (\vec{T}_{E_O} - \vec{T}_{E_I}) dS. \quad (18)$$

Since the *object boundary* S_B is shared between the *object* and its host medium, finding the overall Ampere (or Einstein-Laub) force exerted on the *object*- much like finding the overall Minkowski and Abraham forces- requires more than a macroscopic point of view unless the host medium is free space. The overall Ampere (or Einstein-Laub) force exerted on the *object* in free space is obtained by replacing \vec{G}_M and \vec{T}_{M_O} with \vec{G}_{Am} and \vec{T}_{Am_O} (or \vec{G}_E and \vec{T}_{E_O}) in Eq. (15).

Interestingly, the overall Minkowski, Abraham, Ampere, and Einstein-Laub forces exerted on the *object* in free space when the EM fields are static (or their time averages when the EM fields are time-harmonic) become equal to each other.

IV. ASSESSMENT OF FORMULATIONS OF EM FORCE DISTRIBUTION

Compatibility with special theory of relativity is a solid *theoretical* criterion for correct formulation of the EM stress tensor and its corresponding force density. Two examples, named Example A and Example B, are devised specifically to rebut the assertion that the Einstein-Laub formulation is in harmony with special theory of relativity [7]. Each of the examples examines the EM force experienced by a linear isotropic *homogeneous object* with a permittivity ϵ and a permeability μ inside free space in the presence of the *free* charges in the regime of static fields. For the sake of brevity, the counterparts of the examples in the presence of the *free* currents are

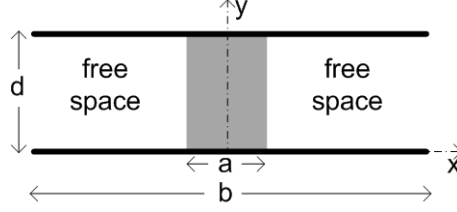


Fig. 2. Two parallel PEC planes partly filled with a linear isotropic *homogeneous object* with a permittivity ϵ and a permeability μ . The structure is uniform along the z -axis.

only mentioned en passant. From the remarks made in the previous section it is evident that; first, all the formulations of the EM force density agree on the total EM force exerted on the *object* in each of the examples, and therefore, the discussion focuses on the distribution of the exerted EM force on the *object boundary*; and second, the results of the formulations of Minkowski and Abraham are identical in each of the examples. The obtained results are also compared against the results obtained by the method of virtual work.

A. Example A

As is shown in Fig. 2, the empty space between two parallel perfect electric conductor (PEC) planes is partly filled with the *object*. The lower and the upper PEC planes have predetermined charges $Q_0 > 0$ and $-Q_0$ per unit length of the z -axis, respectively. Assuming that the electric field is uniform within the space enclosed by the PEC planes, it can be analytically calculated and written as $\vec{E} = \hat{y} \frac{Q_0}{a\epsilon + (b-a)\epsilon_0}$. The uniformity of the electric field is valid insofar as b is much larger than d .

The total EM force exerted on the *object* is zero, but the distribution of the exerted EM force on the *object boundary* hinges upon the choice of the formulation of the EM stress tensor.

Use of Eq. (14) (or Eq. (16)) yields $\hat{x} \frac{Q_0^2(\epsilon - \epsilon_0)}{2(a\epsilon + (b-a)\epsilon_0)^2}$ for the exerted Minkowski (or Abraham)

force per unit area of the rightward *boundary* of the *object*, whereas both the Ampere force and

the Einstein-Laub force exerted on the rightward *boundary* are zero according to Eqs. (17) and (18). Below, these two different results are first compared against the result obtained by the method of virtual work. Their compatibility with special theory of relativity is then examined to find the correct result from the *theoretical* point of view.

1. *Result of the method of virtual work*

To obtain the exerted EM force on the rightward *boundary* by the method of virtual work, the change in the electric energy has to be calculated when the rightward *boundary* is infinitesimally displaced along the x -axis while the rest of the *object boundary* remains still. To this end, it is essential to first specify how the constitutive relation of \vec{D} inside the *object* varies with infinitesimal expansion/contraction of the *object* along the x -axis. This dependence of the result of the method of virtual work on the constitutive relations inside the *expanded/contracted object* renders the resultant EM force debatable, because the EM force is expected to be influenced only by the constitutive relations when the *object* is in its original state. Interestingly, this example and Example B both demonstrate that the EM force obtained by the method of virtual work could be in agreement with different formulations of the EM stress tensor, depending on the model of how the constitutive relations vary with deformation of the *object*.

As the most facile model, ε is assumed to remain unchanged when the *object* expands/contracts. Based on this model, the method of virtual work yields $\hat{x} \frac{Q_0^2(\varepsilon - \varepsilon_0)}{2(a\varepsilon + (b-a)\varepsilon_0)^2}$ for the exerted EM force per unit area of the rightward *boundary*, which is in agreement with the result of the formulation of Minkowski (or Abraham).

As a more realistic model, $\varepsilon - \varepsilon_0$ (or equivalently, the electric susceptibility) is assumed to be inversely proportional to the *object's* thickness which virtually expands/contracts, namely

the *object*'s thickness along the x -axis in this example. By using this model in the method of virtual work, the exerted EM force on the rightward *boundary* is zero, which accords with the results of the formulations of Ampere and Einstein-Laub.

2. Compatibility with special theory of relativity

To provide a relativistic interpretation of Example A, which has been hitherto discussed in the rest frame, we consider a new inertial frame moving at a constant velocity $\hat{z}V$ with respect to the rest frame. In the new inertial frame, the electric field and the magnetic flux density are

$$\vec{E}' = \hat{y} \frac{\gamma Q_0}{a\epsilon + (b-a)\epsilon_0}, \text{ and } \vec{B}' = \hat{x} \frac{\gamma V Q_0}{c^2 (a\epsilon + (b-a)\epsilon_0)}, \text{ respectively, where } c \text{ denotes the speed of light}$$

in free space and $\gamma = \frac{1}{\sqrt{1-V^2/c^2}}$. Similarly, the displacement and the magnetic fields outside the

$$\textit{object} \text{ (and inside the } \textit{object}) \text{ are } \vec{D}'_O = \hat{y} \frac{\gamma Q_0 \epsilon_0}{a\epsilon + (b-a)\epsilon_0} \text{ (and } \vec{D}'_I = \hat{y} \frac{\gamma Q_0 \epsilon}{a\epsilon + (b-a)\epsilon_0}) \text{ and}$$

$$\vec{H}'_O = \hat{x} \frac{\gamma V Q_0 \epsilon_0}{a\epsilon + (b-a)\epsilon_0} \text{ (and } \vec{H}'_I = \hat{x} \frac{\gamma V Q_0 \epsilon}{a\epsilon + (b-a)\epsilon_0}), \text{ respectively. Therefore, the stress tensors of}$$

Minkowski (or Abraham), Ampere, and Einstein-Laub, which appeared in Eqs. (3) (or (6)), (10), and (11), respectively, can now be calculated outside and inside the *object* in the new inertial frame.

It is worth noting that, generally speaking, in a moving frame, each of the displacement field and the magnetic flux density inside a medium other than free space is intricately dependent on both of the electric and the magnetic fields, even if the medium is linear and isotropic in the rest frame [29]. However, in this specific example, it turns out that $\vec{D}'_I = \epsilon \vec{E}'$ and $\vec{B}' = \frac{1}{c^2 \epsilon} \vec{H}'_I$ inside the *object*, and therefore the form of the Minkowski (or Abraham) stress tensor in Eq. (3) (or Eq. (6)) is still applicable.

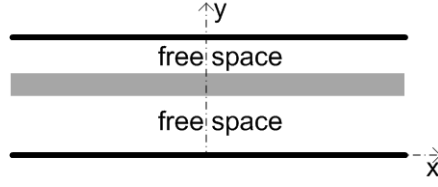


Fig. 3. Two parallel PEC planes with a linear isotropic *homogeneous* slab with a permittivity ϵ and a permeability μ . The structure is uniform along both the z - and the x -axes.

The forces of Minkowski (or Abraham), Ampere, and Einstein-Laub exerted per unit area of the rightward *boundary* of the *object* in the new inertial frame can now be obtained by using Eqs. (14) (or (16)), (17), and (18), respectively. These per unit area forces are expected to be invariant in the two inertial frames because both the force and the unit area decrease by a factor of $1/\gamma$ in the new inertial frame. Comparison of the results in the new inertial frame and their counterparts in the rest frame, however, demonstrates that the Einstein-Laub force per unit area, in contrast to the others, is *not* invariant in the two inertial frames. This is an inconsistency between the Einstein-Laub formulation and special theory of relativity. The Einstein-Laub force

per unit area in the new inertial frame is $\hat{x} \frac{Q_0^2 (\epsilon - \epsilon_0)}{2(a\epsilon + (b-a)\epsilon_0)^2} \frac{\epsilon - \epsilon_0}{\epsilon_0} \left(\frac{\gamma V}{c}\right)^2$.

3. Counterpart of Example A in the presence of the free currents

In Example A, the electric field is parallel to the surface on which the EM force is exerted. The geometry of the counterpart of this example in the presence of the *free* currents is depicted in Fig. 3. It is assumed that in the rest frame, the PEC planes in Fig. 3 have no charge, but carry predetermined surface current densities $\hat{z}J_{s_0}$ and $-\hat{z}J_{s_0}$. It can be easily shown that each of the forces of Minkowski (or Abraham) and Ampere exerted per unit area of the upper *boundary* is invariant in the two inertial frames while the Einstein-Laub force per unit area of the upper *boundary* depends on the velocity of the inertial frame.

B. Example B

As another example, the geometrical arrangement in Fig. 3 is considered when the lower and the upper PEC planes have predetermined surface charge densities $\rho_{s_0} > 0$ and $-\rho_{s_0}$, respectively, but carry no current. Therefore, the displacement field within the space enclosed by the PEC planes is written as $\vec{D} = \hat{y}\rho_{s_0} / \epsilon_0$.

The total EM force exerted on the *object* is zero, but different formulations of the EM stress tensor lead to different distributions of the exerted EM force on the *object boundary*. Use of Eqs. (14) (or (16)), (17), and (18) yield $\hat{y}\frac{\rho_{s_0}^2}{2\epsilon_0}\frac{\epsilon - \epsilon_0}{\epsilon}$, $\hat{y}\frac{\rho_{s_0}^2}{2\epsilon_0}\frac{\epsilon^2 - \epsilon_0^2}{\epsilon^2}$, and $\hat{y}\frac{\rho_{s_0}^2}{2\epsilon_0}(\frac{\epsilon - \epsilon_0}{\epsilon})^2$ for the forces of Minkowski (or Abraham), Ampere, and Einstein-Laub exerted per unit area of the upper *boundary* of the *object*, respectively.

1. Result of the method of virtual work

To apply the method of virtual work to Example B, the change in the electric energy has to be calculated when the upper *boundary* is infinitesimally displaced along the y -axis, while the rest of the *object boundary* remains unchanged. The exerted EM force per unit area of the upper *boundary* obtained by the method of virtual work is in agreement with the result of the Minkowski (or Abraham) formulation if ϵ does not vary with expansion/contraction of the *object*, and with the result of the Einstein-Laub formulation if $\epsilon - \epsilon_0$ is inversely proportional to the *object's* thickness which virtually expands/contracts.

2. Compatibility with special theory of relativity

Example B is now reexamined in the new inertial frame moving at the constant velocity $\hat{z}V$ with respect to the rest frame. In the new inertial frame, the displacement and the magnetic fields are $\vec{D}' = \hat{y}\gamma\rho_{s_0}$, and $\vec{H}' = \hat{x}\gamma V\rho_{s_0}$, respectively. Similarly, the electric field and the magnetic

flux density outside the *object* (and inside the *object*) are $\vec{E}'_O = \hat{y} \frac{\gamma \rho_{s_0}}{\epsilon_0}$ (and $\vec{E}'_I = \hat{y} \frac{\gamma \rho_{s_0}}{\epsilon}$) and

$\vec{B}'_O = \hat{x} \frac{\gamma V \rho_{s_0}}{c^2 \epsilon_0}$ (and $\vec{B}'_I = \hat{x} \frac{\gamma V \rho_{s_0}}{c^2 \epsilon}$), respectively. The stress tensors in Eqs. (3) (or (6)), (10), and

(11) can now be calculated outside and inside the *object* in the new inertial frame. It is worth

noting that $\vec{D}' = \epsilon \vec{E}'_I$ and $\vec{B}'_I = \frac{1}{c^2 \epsilon} \vec{H}'$ inside the *object*, and therefore, the form of the Minkowski

(or Abraham) stress tensor in Eq. (3) (or Eq. (6)) is still applicable.

The forces of Minkowski (or Abraham), Ampere, and Einstein-Laub exerted per unit area of the upper *boundary* of the *object* in the new inertial frame are obtained by using Eqs. (14) (or(16)), (17), and (18), respectively. Once again, only the Einstein-Laub force per unit area is *not* invariant in the two inertial frames. It can be shown that the Einstein-Laub force per unit area

in the new inertial frame is $\hat{y} \frac{\rho_{s_0}^2}{2\epsilon_0} \left(\frac{\epsilon - \epsilon_0}{\epsilon} \right)^2 \gamma^2$. This is not compatible with special theory of

relativity because the force exerted on the upper *boundary*, and the unit area of the upper *boundary* both decrease by a factor of $1/\gamma$ in the new inertial frame, and the force per unit area must be invariant in the two inertial frames.

3. Counterpart of Example B in the presence of the free currents

In Example B, the electric field is perpendicular to the surface on which the EM force is exerted. The geometry of the counterpart of this example in the presence of the *free* currents is depicted in Fig. 2. It is assumed that in the rest frame, the PEC planes in Fig. 2 have no charge, but carry predetermined current I_0 along the \hat{z} and $-\hat{z}$. Yet again, it can be easily shown that each of the forces of Minkowski (or Abraham) and Ampere exerted per unit area of the rightward

boundary is invariant in the two inertial frames while the Einstein-Laub force per unit area of the rightward *boundary* depends on the velocity of the inertial frame.

V. CONCLUSIONS

We studied the different EM stress tensors affiliated with the different formulations of the EM force density. Since the mathematical expression of the stress tensors of Minkowski and Abraham inside a material depend on the constitutive relations of the displacement field and the magnetic flux density, we specifically derived these tensors for three categories of *homogeneous* materials, and show that their forms can be quite different from the well-known forms in the literature.

From a viewpoint based on the law of conservation of momentum in EM interactions, the total EM force exerted on an *object* in a host medium was addressed together with the distribution of the exerted EM force on the *object boundary*. The *object boundary* is in fact the macroscopic representation of the microscopic volume in between the *object* and the host medium. Since the microscopic volume has a non-zero mass, attributing a non-zero force to the *object boundary* is not paradoxical. We argued that finding the exact amount of the exerted EM force on the *object* in a non-free space host medium would require a microscopic study of the *object boundary*. Besides, the overall Minkowski, Abraham, Ampere, and Einstein-Laub forces exerted on the *object* in free space when the EM fields are static (or their time averages when the EM fields are time-harmonic) become equal to each other. It should be noted that finding and integrating the contribution of the Helmholtz term in the exerted Minkowski (or Abraham) force is sidestepped by following the presented approach.

By a few simple examples, it was shown that the Einstein-Laub formulation is not necessarily consistent with special theory of relativity. In each example, we first employed the

result of the method of virtual work to assess the different formulations of the EM stress tensor. But the result of the method of virtual work is debatable because it depends on the constitutive relations inside the *expanded/contracted object*, whereas the EM force is expected to be influenced only by the constitutive relations when the *object* is in its original state. Therefore, compatibility with special theory of relativity was exploited as a solid *theoretical* criterion. Each of the examples examined the EM force experienced by a linear isotropic *homogeneous object* inside free space in the presence of the *free* charges (or currents). It should be noted that each of the examples was in the regime of static fields, in both the rest frame and the new inertial frame.

APPENDIX

Here, the Minkowski stress tensors of a few categories of *homogeneous* materials are derived from the Minkowski force density in Eq. (1). According to Maxwell's equations, Eq. (1) can be rewritten as

$$\vec{f}_M = (\nabla \cdot \vec{D})\vec{E} + (\nabla \times \vec{E}) \times \vec{D} + (\nabla \cdot \vec{B})\vec{H} + (\nabla \times \vec{H}) \times \vec{B} - \frac{\partial}{\partial t}(\vec{D} \times \vec{B}). \quad (\text{A.1})$$

To obtain the exerted Minkowski force on a volume v of a *homogeneous* medium, Eq. (A.1) has to be integrated over the volume. Integration of the fifth term on the right-hand side of Eq. (A.1) yields the volume integral in Eq. (2), but integration of the other terms is to be carried out. It is sufficient to carry out integration of the first two terms since the next two happen to be their magnetic counterparts. The first two terms can be written as

$$\begin{aligned}
& (\nabla \cdot \vec{D})\vec{E} + (\nabla \times \vec{E}) \times \vec{D} \\
&= (\nabla \cdot \vec{D})\vec{E} + \hat{x} \sum_{i=y,z} D_i \left(\frac{\partial E_x}{\partial i} - \frac{\partial E_i}{\partial x} \right) + \hat{y} \sum_{i=z,x} D_i \left(\frac{\partial E_y}{\partial i} - \frac{\partial E_i}{\partial y} \right) + \hat{z} \sum_{i=x,y} D_i \left(\frac{\partial E_z}{\partial i} - \frac{\partial E_i}{\partial z} \right) \\
&= (\nabla \cdot \vec{D})\vec{E} + \hat{x} \sum_{i=x,y,z} D_i \left(\frac{\partial E_x}{\partial i} - \frac{\partial E_i}{\partial x} \right) + \hat{y} \sum_{i=x,y,z} D_i \left(\frac{\partial E_y}{\partial i} - \frac{\partial E_i}{\partial y} \right) + \hat{z} \sum_{i=x,y,z} D_i \left(\frac{\partial E_z}{\partial i} - \frac{\partial E_i}{\partial z} \right) \quad (\text{A.2}) \\
&= \hat{x} \sum_{i=x,y,z} \left(\frac{\partial(E_x D_i)}{\partial i} - D_i \frac{\partial E_i}{\partial x} \right) + \hat{y} \sum_{i=x,y,z} \left(\frac{\partial(E_y D_i)}{\partial i} - D_i \frac{\partial E_i}{\partial y} \right) + \hat{z} \sum_{i=x,y,z} \left(\frac{\partial(E_z D_i)}{\partial i} - D_i \frac{\partial E_i}{\partial z} \right) \\
&= \nabla \cdot (\vec{D}\vec{E}) - \hat{x} \sum_{i=x,y,z} D_i \frac{\partial E_i}{\partial x} - \hat{y} \sum_{i=x,y,z} D_i \frac{\partial E_i}{\partial y} - \hat{z} \sum_{i=x,y,z} D_i \frac{\partial E_i}{\partial z}.
\end{aligned}$$

The last three terms on the right-hand side of Eq. (A.2) are behind the fact that the form of the Minkowski stress tensor is influenced by the constitutive relation of \vec{D} . Thanks to the similarity among these three terms, we consider the \hat{x} component only. As the first category, we assume that the constitutive relation of \vec{D} is linear and reciprocal, i.e. $\vec{D} = \vec{\epsilon}\vec{E}$ with a symmetric tensor $\vec{\epsilon}$:

$$\begin{aligned}
\hat{x} \sum_{i=x,y,z} D_i \frac{\partial E_i}{\partial x} &= \frac{\hat{x}}{2} \sum_{i=x,y,z} \sum_{j=x,y,z} \epsilon_{ij} \frac{\partial(E_j E_i)}{\partial x} = \frac{\hat{x}}{2} \sum_{i=x,y,z} \sum_{j=x,y,z} \frac{\partial(\epsilon_{ij} E_j E_i)}{\partial x} = \frac{\hat{x}}{2} \frac{\partial}{\partial x} \sum_{i=x,y,z} (D_i E_i) \\
&= \frac{\hat{x}}{2} \frac{\partial(\vec{D} \cdot \vec{E})}{\partial x}. \quad (\text{A.3})
\end{aligned}$$

From Eqs. (A.2), (A.3), and its counterparts along the y - and the z -axes, it becomes evident that

$$(\nabla \cdot \vec{D})\vec{E} + (\nabla \times \vec{E}) \times \vec{D} = \nabla \cdot (\vec{D}\vec{E}) - \frac{1}{2} \nabla \cdot (\vec{I}(\vec{D} \cdot \vec{E})), \quad (\text{A.4})$$

where \vec{I} is the identity tensor. Therefore, if the constitutive relation of \vec{D} is linear and reciprocal, the contribution of the electric and the displacement fields to the form of the Minkowski stress tensor is $\vec{D}\vec{E} - \frac{1}{2} \vec{I}(\vec{D} \cdot \vec{E})$. It can be easily shown that the same is true if the

material is linear, isotropic, and dispersive, i.e. $\vec{D}(t) = \epsilon(t) * \vec{E}(t)$ when $*$ denotes convolution.

As another category, we assume that the constitutive relation of \vec{D} is nonlinear with a permanent electric polarization \vec{P}_0 , i.e. $\vec{D} = \epsilon_0 \vec{E} + \vec{P}_0$:

$$\hat{x} \sum_{i=x,y,z} D_i \frac{\partial E_i}{\partial x} = \hat{x} \sum_{i=x,y,z} (\epsilon_0 E_i + P_{0i}) \frac{\partial E_i}{\partial x} = \frac{\hat{x}}{2} \frac{\partial}{\partial x} \sum_{i=x,y,z} (\epsilon_0 E_i^2 + 2 P_{0i} E_i) = \frac{\hat{x}}{2} \frac{\partial (\epsilon_0 \vec{E} \cdot \vec{E} + 2 \vec{P}_0 \cdot \vec{E})}{\partial x}. \quad (\text{A.5})$$

Now from Eqs. (A.2), (A.5), and its counterparts along the y - and the z -axes, it becomes evident that the contribution of the electric and the displacement fields to the form of the Minkowski stress tensor when the constitutive relation of \vec{D} is nonlinear with a permanent electric polarization \vec{P}_0 is $\vec{D}\vec{E} - \frac{1}{2} \vec{I}(\epsilon_0 \vec{E} \cdot \vec{E} + 2 \vec{P}_0 \cdot \vec{E})$.

*jazayeri@ee.sharif.edu

[†]mehrany@sharif.edu

- [1] J. W. Arthur, *Antenna Propag. Mag.* 55, 3 (2013).
- [2] I. Brevik, *Phys. Rep.* 52, 3 (1979).
- [3] B. A. Kemp, *J. Appl. Phys.* 109, 111101 (2011).
- [4] S. M. Barnett and R. Loudon, *J. Phys. B* 39, 15 (2006).
- [5] M. Mansuripur, A. R. Zakharian, and J. V. Moloney, *SPIE Proc.* 6326, 63260G (2006).
- [6] M. Mansuripur, *Opt. Exp.* 16, 19 (2008).
- [7] M. Mansuripur, *Phys. Rev. Lett.* 108, 193901 (2012).
- [8] M. Mansuripur, A. R. Zakharian, and E. M. Wright, *Phys. Rev. A* 88, 023826 (2013).
- [9] K. J. Webb, *Phys. Rev. Lett.* 111, 043602 (2013).
- [10] I. Liberal, I. Ederra, R. Gonzalo, R. W. Ziolkowski, *Phys. Rev. A* 88, 053808 (2013).
- [11] M. Mansuripur, *Phys. Rev. Lett.* 110, 089405 (2013).
- [12] W. Shockley and R. P. James, *Phys. Rev. Lett.* 18 (1967).
- [13] M. Mansuripur, *Opt. Exp.* 15, 21 (2007).
- [14] J. D. Jackson, *Classical Electrodynamics* (Wiley, New York, 1999), 3rd ed.
- [15] L. Novotny and B. Hecht, *Principles of Nano-Optics* (Cambridge University Press, Cambridge, 2006).
- [16] M. I. Antonoyiannakis and J. B. Pendry, *Phys. Rev. B* 60, 2363 (1999).
- [17] K. Okamoto and S. Kawata, *Phys. Rev. Lett.* 83, 4534 (1999).
- [18] D. Van Thourhout and J. Roels, *Nat. Phot.* 4, 4 (2010).
- [19] B. A. Kemp and T. M. Grzegorzczuk, *Opt. Lett.* 36, 4 (2011).
- [20] L. Jia and E. L. Thomas, *Phys. Rev. B* 84, 125128 (2011).
- [21] R. N. Pfeifer, T. A. Nieminen, N. R. Heckenberg, and H. Rubinsztein-Dunlop, *Rev. Mod. Phys.* 79, 1197 (2007).
- [22] S. M. Barnett, *Phys. Rev. Lett.* 104, 070401 (2010).
- [23] S. M. Barnett and R. Loudon, *Phil. Trans. R. Soc. A* 368, 1914 (2010).
- [24] C. Baxter and R. Loudon, *J. Mod. Opt.* 57, 10 (2010).
- [25] P. W. Milonni and R. W. Boyd, *Adv. Opt. Phot.* 2, 4 (2010).

- [26] W. Frias and A. I. Smolyakov, [Phys. Rev. E 85, 046606 \(2012\)](#).
- [27] N. G. C. Astrath, G. V. B. Lukasiewicz, L. C. Malacarne, and S. E. Bialkowski, [Appl. Phys. Lett. 102, 231903 \(2013\)](#).
- [28] When the EM fields are static (or time-harmonic), the first term in Eq. (15) (or its time average) becomes zero.
- [29] S. M. Errede, the material is available at http://web.hep.uiuc.edu/home/serrede/P436/Lecture_Notes/P436_Lect_20.pdf (2011).