

Revisit of constraints on holographic dark energy: SNLS3 dataset with the effects of varying β and different light-curve fitters

Shuang Wang,^{1,*} Jia-Jia Geng,^{1,†} Yi-Liang Hu,^{1,‡} and Xin Zhang^{1,2,§}

¹*Department of Physics, College of Sciences, Northeastern University, Shenyang 110004, China*

²*Center for High Energy Physics, Peking University, Beijing 100080, China*

Previous studies show that, for the Supernova Legacy Survey Three Year (SNLS3) data, there is strong evidence for the redshift-evolution of color-luminosity parameter β . In this paper, we explore the effects of varying β on the cosmological constraints of holographic dark energy model. In addition to the SNLS3 data, we also use the Planck distance prior data, as well as the latest galaxy clustering (GC) data extracted from SDSS DR7 and BOSS. We find that involving an additional parameter of β can reduce χ^2 by ~ 36 ; this shows that β deviates from a constant at 6σ confidence levels. We also find that compared to the constant β case, varying β yields a larger Ω_m and a smaller h ; moreover, varying β significantly increases the value of c , leading to $c \approx 0.8$, consistent with the constraint results obtained before Planck. These results indicate that the evolution of β should be taken into account seriously in the cosmological fits. In addition, we find that relative to the differences between the constant β and varying $\beta(z)$ cases, the effects of different light-curve fitters on parameter estimation are very small.

PACS numbers: 98.80.-k, 98.80.Es, 95.36.+x

Keywords: Cosmology, Type Ia supernova, Dark Energy

I. INTRODUCTION

Since its discovery, cosmic acceleration has become one of the most important research fields in modern cosmology [1–7]. It may be due to an unknown energy component (i.e., dark energy (DE) [8–21]), or a modification of general relativity (i.e., modified gravity (MG) [22–29]). For recent reviews, see, e.g., [30–39].

One of the most powerful probes of DE is the use of Type Ia supernovae (SNe Ia) [40–43]. In 2010, the Supernova Legacy Survey (SNLS) group released their three years data, i.e. SNLS3 dataset [44]. Soon after, Conley et al. presented SN-only cosmological results by combining the SNLS3 SNe with various low- to mid- z samples [45], and Sullivan et al. presented the joint cosmological constraints by combining the SNLS3 dataset with other cosmological observations [46]. Depending on different light-curve fitters, Conley et al. [45] presented three SN data sets: “SALT2”, which consists of 473 SNe Ia; “SiFTO”, which consists of 468 SNe Ia; and “Combined”, which consists of 472 SNe Ia. Unlike other SN group, the SNLS team treated two important quantities, stretch-luminosity parameter α and color-luminosity parameter β of SNe Ia, as free model parameters.

Currently, a critical challenge is the control of the systematic uncertainties of SNe Ia. One of the most important factors is the effect of potential SN evolution, i.e. the possibility for the redshift evolution of α and β . The current studies show that α is still consistent with a

constant, but the hints for the evolution of β have been found in [47–52]. In [53], Mohlabeng and Ralston studied the case of Union2.1 sample using $\beta(z) = \beta_0 + \beta_1 z$, and found that β deviates from a constant at 7σ confidence levels (CL). In [54], using the SNLS3 data, Wang and Wang found that β increases significantly with z at the 6σ CL when systematic uncertainties are taken into account; moreover, they proved that this conclusion is insensitive to the lightcurve fitter used to derive the SNLS3 sample, or the functional form of $\beta(z)$ assumed [54]. Therefore, the evolution of β should be taken into account seriously in the cosmology fits.

It is clear that the evolution of β will have significant effects. In [55], using the Λ -cold-dark-matter (Λ CDM) model, the w CDM model, and the Chevallier-Polarski-Linder (CPL) model, Wang, Li, and Zhang showed that adding a parameter of β could significantly improve the fitting results; in addition, considering the evolution of β is helpful in reducing the tension between SN and other cosmological observations. It should be pointed out that all the models considered in [55] are very simple. To further study the issue of varying β , some more specific DE models need to be taken into account. In this paper, we study the effects of a time-varying β on parameter estimation in the holographic dark energy (HDE) model [56]. The HDE is a physically plausible DE candidate based on the holographic principle [57], which has drawn a lot of attention in recent years, and has been widely studied both theoretically [58] and observationally [59].

We first briefly review the theoretical framework of the HDE model. In [60], Cohen *et al.* suggested that quantum zero-point energy of a system with size L should not exceed the mass of a black hole with the same size, i.e., $L^3 k_{\max}^4 \leq LM_{\text{Pl}}^2$ (here M_{Pl} is the reduced Planck mass, and k_{\max} is the ultraviolet (UV) cutoff of the system). Therefore, the UV cutoff of a system is related to its in-

*Electronic address: wjysysgj@163.com

†Electronic address: gengjiajia163@163.com

‡Electronic address: onebright@163.com

§Electronic address: zhangxin@mail.neu.edu.cn

frated (IR) cutoff. When we consider the whole universe, the vacuum energy related to this holographic principle can be viewed as dark energy, and the corresponding energy density becomes

$$\rho_{\text{de}} = 3c^2 M_{\text{Pl}}^2 L^{-2}, \quad (1)$$

where c is a dimensionless model parameter which modulates the DE density [56]. In [56], Li suggested that the IR length-scale cutoff should be chosen as the size of the future event horizon of the universe, $R_{\text{eh}}(t) = a(t) \int_t^{+\infty} dt'/a(t')$. More generically, when we also consider the spatial curvature in a universe, the IR length cut-off L takes the form

$$L = ar(t), \quad (2)$$

where

$$r(t) = \frac{1}{\sqrt{k}} \text{sinn} \left(\sqrt{k} \int_t^{+\infty} \frac{dt'}{a(t')} \right), \quad (3)$$

with $\text{sinn}(x) = \sin(x)$, x , and $\sinh(x)$ for $k > 0$, $k = 0$, and $k < 0$, respectively. This leads to the following equation of state (EOS) of DE,

$$w_{\text{de}}(z) = -\frac{1}{3} - \frac{2}{3} \sqrt{\frac{\Omega_{\text{de}}(z)}{c^2} + \Omega_k(z)}, \quad (4)$$

which can yield an accelerated universe. In Eq. (4), the function $\Omega_{\text{de}}(z)$ is determined by the following coupled differential equation system [61],

$$\frac{1}{E} \frac{dE}{dz} = -\frac{\Omega_{\text{de}}}{1+z} \left(\frac{\Omega_k - \Omega_r - 3}{2\Omega_{\text{de}}} + \frac{1}{2} + \sqrt{\frac{\Omega_{\text{de}}}{c^2} + \Omega_k} \right), \quad (5)$$

$$\frac{d\Omega_{\text{de}}}{dz} = -\frac{2\Omega_{\text{de}}(1 - \Omega_{\text{de}})}{1+z} \left(\sqrt{\frac{\Omega_{\text{de}}}{c^2} + \Omega_k} + \frac{1}{2} - \frac{\Omega_k - \Omega_r}{2(1 - \Omega_{\text{de}})} \right), \quad m_{\text{mod}} = 5 \log_{10} \mathcal{D}_L(z|\mathbf{p}) - \alpha(s-1) + \beta(z)\mathcal{C} + \mathcal{M}, \quad (6)$$

where $E(z) \equiv H(z)/H_0$ is the dimensionless Hubble expansion rate, $\Omega_k(z) = \Omega_{k0}(1+z)^2/E(z)^2$, and $\Omega_r(z) = \Omega_{r0}(1+z)^4/E(z)^2$. In addition, $\Omega_{r0} = \Omega_{m0}/(1+z_{\text{eq}})$, and $z_{\text{eq}} = 2.5 \times 10^4 \Omega_{m0} h^2 (T_{\text{cmb}}/2.7 \text{ K})^{-4}$ (here we take $T_{\text{cmb}} = 2.7255 \text{ K}$). The initial conditions are $E(0) = 1$ and $\Omega_{\text{de}}(0) = 1 - \Omega_{m0} - \Omega_{k0} - \Omega_{r0}$. By numerically solving Eqs. (5) and (6), we can obtain the evolution of $E(z)$, which will be used to calculate all the observational quantities appearing in Sec. II.

In this paper, we explore the effects of varying β on the SNLS3 constraints of the HDE model. In addition to the SNLS3 data, we also use the Planck distance prior data [62], as well as the latest galaxy clustering (GC) data extracted from SDSS DR7 [63] and BOSS [64]. Besides, we also study the effects of different light-curve fitters on parameter estimation.

We describe our method in Sec. II, present our results in Sec. III, and conclude in Sec. IV. In this paper, we assume today's scale factor $a_0 = 1$, thus the redshift $z = a^{-1} - 1$. The subscript "0" always indicates the present value of the corresponding quantity, and the natural units are used.

II. METHOD

In this section, we will introduce how to include the SNLS3 data into the χ^2 analysis.

The comoving distance to an object at redshift z is given by

$$r(z) = H_0^{-1} |\Omega_{k0}|^{-1/2} \text{sinn}[|\Omega_{k0}|^{1/2} \Gamma(z)], \quad (7)$$

where $\Gamma(z) = \int_0^z \frac{dz'}{E(z')}$, and $\text{sinn}(x) = \sin(x)$, x , $\sinh(x)$ for $\Omega_{k0} < 0$, $\Omega_{k0} = 0$, and $\Omega_{k0} > 0$ respectively.

SN Ia data give measurements of the luminosity distance $d_L(z)$ through that of the distance modulus of each SN:

$$\mu_0 \equiv m - M = 5 \log \left[\frac{d_L(z)}{\text{Mpc}} \right] + 25, \quad (8)$$

where m and M represent the apparent and absolute magnitude of an SN. Moreover, the luminosity distance $d_L(z) = (1+z)r(z)$.

Here we use the SNLS3 data set. As mentioned above, based on different light-curve fitters, three SN sets of SNLS3 are given, including "SALT2", "SIFTO", and "Combined". To perform a comparative study, all these three sets will be used in this paper.

In [54], by considering three functional forms (linear case, quadratic case, and step function case), Wang and Wang showed that the evolutions of α and β are insensitive to functional form of α and β assumed. So in this paper, we just adopt a constant α and a linear $\beta(z) = \beta_0 + \beta_1 z$. Now, the predicted magnitude of an SN becomes

$$m_{\text{mod}} = 5 \log_{10} \mathcal{D}_L(z|\mathbf{p}) - \alpha(s-1) + \beta(z)\mathcal{C} + \mathcal{M}, \quad (9)$$

where $\mathcal{D}_L(z|\mathbf{p})$ is the luminosity distance multiplied by H_0 for a given set of cosmological parameters $\{\mathbf{p}\}$, s is the stretch measure of the SN light curve shape, and \mathcal{C} is the color measure for the SN. \mathcal{M} is a nuisance parameter representing some combination of the absolute magnitude of a fiducial SN, M , and the Hubble constant, H_0 . Now we have

$$\mathcal{D}_L(z|\mathbf{s}) \equiv H_0(1+z_{\text{hel}})r(z|\mathbf{s}), \quad (10)$$

where z and z_{hel} are the CMB restframe and heliocentric redshifts of SN.

For a set of N SNe with correlated errors, the χ^2 function is [45]

$$\chi_{SN}^2 = \Delta \mathbf{m}^T \cdot \mathbf{C}^{-1} \cdot \Delta \mathbf{m} \quad (11)$$

where $\Delta \mathbf{m} \equiv m_B - m_{\text{mod}}$ is a vector with N components, m_B is the rest-frame peak B-band magnitude of the SN, and \mathbf{C} is the $N \times N$ covariance matrix of the SN.

The total covariance matrix is [45]

$$\mathbf{C} = \mathbf{D}_{\text{stat}} + \mathbf{C}_{\text{stat}} + \mathbf{C}_{\text{sys}}, \quad (12)$$

with the diagonal part of the statistical uncertainty given by [45]

$$\begin{aligned} \mathbf{D}_{\text{stat},ii} = & \sigma_{m_B,i}^2 + \sigma_{\text{int}}^2 + \sigma_{\text{lensing}}^2 + \sigma_{\text{host correction}}^2 \\ & + \left[\frac{5(1+z_i)}{z_i(1+z_i/2)\ln 10} \right]^2 \sigma_{z,i}^2 \\ & + \alpha^2 \sigma_{s,i}^2 + \beta(z_i)^2 \sigma_{C,i}^2 \\ & + 2\alpha C_{m_B s,i} - 2\beta(z_i) C_{m_B C,i} \\ & - 2\alpha\beta(z_i) C_{sC,i}, \end{aligned} \quad (13)$$

where $C_{m_B s,i}$, $C_{m_B C,i}$, and $C_{sC,i}$ are the covariances between m_B , s , and C for the i -th SN, $\beta_i = \beta(z_i)$ are the values of β for the i -th SN. Note also that $\sigma_{z,i}^2$ includes a peculiar velocity residual of 0.0005 (i.e., 150 km/s) added in quadrature [45]. Following [45], here we fix the intrinsic scatter σ_{int} to ensure that $\chi^2/dof = 1$. Varying σ_{int} could have a significant impact on parameter estimation, see [65] for details.

We define $\mathbf{V} \equiv \mathbf{C}_{\text{stat}} + \mathbf{C}_{\text{sys}}$, where \mathbf{C}_{stat} and \mathbf{C}_{sys} are the statistical and systematic covariance matrices, respectively. After treating β as a function of z , \mathbf{V} is given in the form,

$$\begin{aligned} \mathbf{V}_{ij} = & V_{0,ij} + \alpha^2 V_{a,ij} + \beta_i \beta_j V_{b,ij} \\ & + \alpha V_{0a,ij} + \alpha V_{0a,ji} \\ & - \beta_j V_{0b,ij} - \beta_i V_{0b,ji} \\ & - \alpha \beta_j V_{ab,ij} - \alpha \beta_i V_{ab,ji}. \end{aligned} \quad (14)$$

It must be stressed that, while V_0 , V_a , V_b , and V_{0a} are the same as the “normal” covariance matrices given by the SNLS data archive, V_{0b} , and V_{ab} are *not* the same as the ones given there. This is because the original matrices of SNLS3 are produced by assuming that β is constant. We have used the V_{0b} and V_{ab} matrices for the “Combined” set that are applicable when varying $\beta(z)$ (A. Conley, private communication, 2013).

In addition, to break the degeneracy between various model parameters, we also use the Planck distance prior data [62], as well as the latest galaxy clustering (GC) data extracted from SDSS DR7 [63] and BOSS [64]. For the details of including Planck and GC data into the χ^2 analysis, see Ref. [55]. Thus, the total χ^2 function is

$$\chi^2 = \chi_{SN}^2 + \chi_{CMB}^2 + \chi_{GC}^2. \quad (15)$$

III. RESULTS

We perform an MCMC likelihood analysis [66] to obtain $\mathcal{O}(10^6)$ samples for each set of results presented in this paper. We assume flat priors for all the parameters, and allow ranges of the parameters wide enough such that further increasing the allowed ranges has no impact on the results. The chains typically have worst e-values (the variance(mean)/mean(variance) of 1/2 chains) much smaller than 0.01, indicating convergence.

TABLE I: A comparison for the fitting results of constant β and linear $\beta(z)$ cases. The SN(Combined)+CMB+GC data are used in the analysis.

Parameter	constant β case	linear $\beta(z)$ case
α	$1.448^{+0.0760}_{-0.127}$	$1.416^{+0.097}_{-0.095}$
β_0	$3.270^{+0.082}_{-0.109}$	$1.403^{+0.359}_{-0.312}$
β_1	N/A	$5.167^{+0.971}_{-0.967}$
Ω_{m0}	$0.274^{+0.012}_{-0.016}$	$0.288^{+0.015}_{-0.013}$
h	$0.715^{+0.021}_{-0.014}$	$0.698^{+0.017}_{-0.017}$
c	$0.687^{+0.057}_{-0.068}$	$0.768^{+0.112}_{-0.068}$
ω_b	$0.02232^{+0.00025}_{-0.00030}$	$0.02230^{+0.00027}_{-0.00029}$
Ω_{k0}	$0.0077^{+0.0039}_{-0.0040}$	$0.0099^{+0.0051}_{-0.0037}$
χ_{min}^2	424.141	388.239

In the following, we will discuss the effects of varying β and different light-curve fitters on the SNLS3 constraints on the HDE model, respectively.

A. The effects of varying β

In this subsection, we discuss the effects of varying β . As mentioned above, to explore the evolution of β , we study the case of constant α and linear $\beta(z) = \beta_0 + \beta_1 z$; for comparison, the case of constant α and constant β is also taken into account. For simplicity, here we only use the SN data from the “Combined” set. In Table I, we make a comparison for the fitting results of constant β and linear $\beta(z)$ cases, where the SN(Combined)+CMB+GC data are used. From this table, we can see that varying β can significantly improve the fitting results: adding a parameter of β can reduce the values of χ_{min}^2 by ~ 36 . This result is consistent with the conclusion of [55], where the Λ CDM, the w CDM, and the CPL models are considered in that paper. Therefore, the evolution of β is independent of the cosmological models in the background. This shows that the importance of considering β 's evolution in the cosmology-fits.

Let us discuss the effects of varying β with more details. In Fig. 1, using SN(Combined)+CMB+GC data, we plot the joint 68% and 95% confidence contours for $\{\beta_0, \beta_1\}$ (top panel), and the 68%, 95%, and 97% confidence constraints for the reconstructed evolution of $\beta(z)$ (bottom panel), for the linear $\beta(z)$ case. For comparison, we also show the best-fit result of constant β case in the bottom panel. The top panel shows that $\beta_1 > 0$ at a high confidence level, while the bottom panel shows that $\beta(z)$ rapidly increases with z . In other words, according to this figure, we find the deviation of β from a constant at 6σ CL. This result is consistent with that of Refs. [54] and [55], and further confirms that the evolution of β is insensitive to the DE models and should be taken into account seriously in the cosmology fits.

In Fig. 2, using the same data, we plot the 1D marginalized probability distributions of Ω_{m0} , h , and c ,

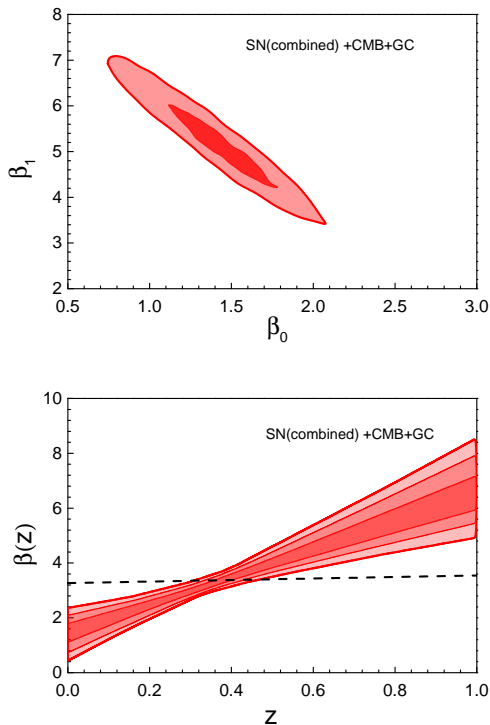


FIG. 1: The joint 68% and 95% confidence contours for $\{\beta_0, \beta_1\}$ (top panel) and the 68%, 95%, and 97% confidence constraints for $\beta(z)$ (bottom panel), given by the SN(Combined)+CMB+GC data. For comparison, the best-fit result of constant β case is also shown in the bottom panel.

for both the constant β and linear $\beta(z)$ cases. We find that varying β yields a larger Ω_{m0} , a smaller h , and a larger c .

It must be emphasized that the parameter c plays a very important role in determining the properties of HDE. For the cases of $c < 1$, $c = 1$, and $c > 1$, the HDE corresponds to a phantom-type, an asymptotic Λ -type, and a quintessence-type DE, respectively. The previous studies showed that the best-fit value of this parameter is $c \simeq 0.7 - 0.8$. For examples, in [67], using the Gold04+WMAP+LSS data, Zhang and Wu gave $c = 0.81^{+0.23}_{-0.16}$; in [68], using the Constitution+WMAP5+SDSS data, Li et. al. got $c = 0.818^{+0.113}_{-0.097}$; in [69], using the Union2.1+WMAP7+BOSS data, Xu obtained $c = 0.750^{+0.0976}_{-0.0999}$. But in a latest work [70], Li et. al. found that making use of the Planck data will significantly reduce the value of c ; for instance, using the Planck+WP+SNLS3+BAO+HST+lensing data, they obtained $c = 0.563 \pm 0.035$. In our paper, we find that (see Table I), adding a parameter of β will significantly increase the value of c , and will lead to $c = 0.768^{+0.112}_{-0.068}$, which is consistent with those previous results obtained before the release of Planck data.

In Fig. 3, we plot the joint 68% and 95% confidence contours for $\{\Omega_{m0}, h\}$, $\{\Omega_{m0}, c\}$, and $\{c, h\}$. Again, we see that varying β yields a larger Ω_{m0} , a smaller h , and a

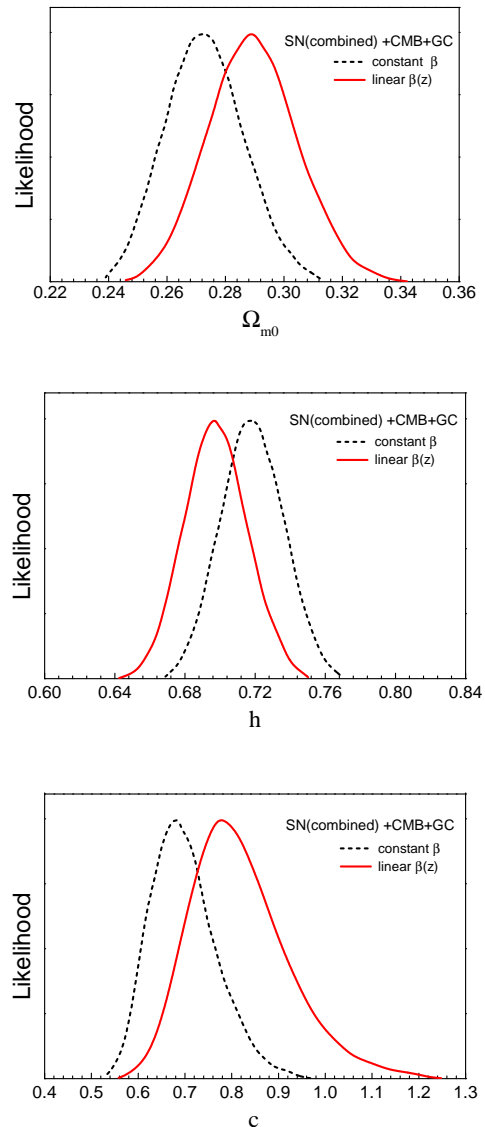


FIG. 2: The 1D marginalized probability distributions of Ω_{m0} (top panel), h (central panel), and c (bottom panel), given by the SN(Combined)+CMB+GC data. Both the results of constant β and linear $\beta(z)$ cases are presented.

larger c , compared to the case of assuming a constant β . Moreover, we also find that, for these two cases, the 2σ CL ranges of parameter space are quite different. This means that ignoring the evolution of β may cause systematic bias. In addition, it is clear that Ω_{m0} and h are strongly anti-correlated; this is also consistent with the cases of the Λ CDM, w CDM, and CPL models [55].

In Fig. 4, we plot the 68% confidence constraints for the reconstructed EOS $w(z)$ of HDE. From this figure, we see that varying β yields a larger $w(z)$: for the constant β case, $w(z=0) < -1$ at 1σ CL; while for the linear $\beta(z)$ case, $w(z=0)$ is still consistent with -1 at 1σ CL. Therefore, the results from varying β case are in better

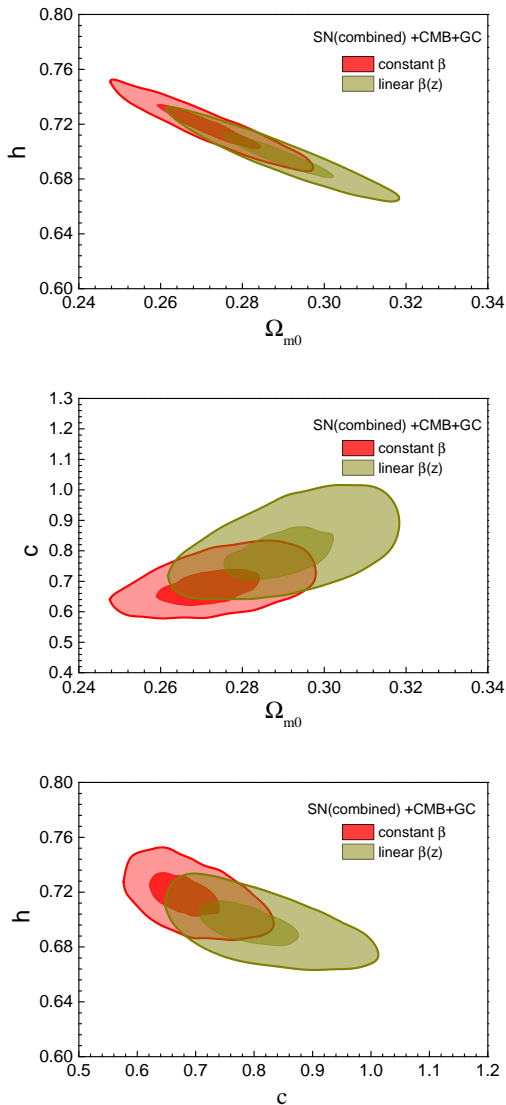


FIG. 3: The joint 68% and 95% confidence contours for $\{\Omega_{m0}, h\}$ (top panel), $\{\Omega_{m0}, c\}$ (central panel), and $\{c, h\}$ (bottom panel), given by the SN(Combined)+CMB+GC data. Both the results of constant β and linear $\beta(z)$ cases are presented.

agreement with a cosmological constant than those from the constant β case.

B. The effects of different light-curve fitters

In this subsection, we discuss the effects of different light-curve fitters (including “Combined”, “SALT2”, and “SiFTO”). Notice that we also include the CMB and the GC data. For simplicity, here we only consider the case of linear $\beta(z)$. In Table II, we make a comparison for the fitting results given by the “Combined”, the “SALT2”, and the “SiFTO” SN sets. An obvious feature of this table is that the differences of various cosmological pa-

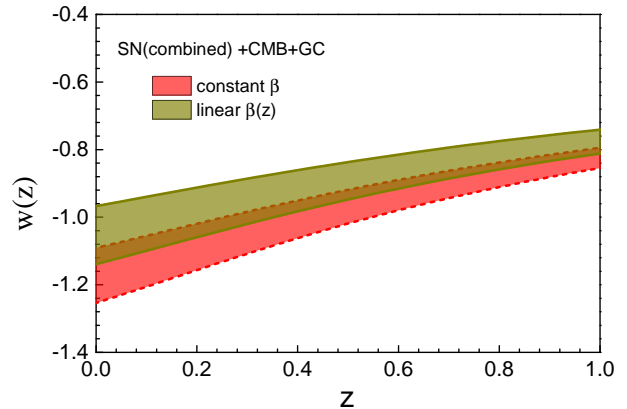


FIG. 4: The 68% confidence constraints for the EOS $w(z)$ of HDE, given by the SN(Combined)+CMB+GC data. Both the results of constant β and linear $\beta(z)$ cases are presented.

TABLE II: A comparison for the fitting results given by the “Combined”, the “SALT2”, and the “SiFTO” SN sets. The linear $\beta(z)$ is adopted in the analysis.

Parameter	Combined	SALT2	SiFTO
α	$1.416^{+0.097}_{-0.095}$	$1.572^{+0.194}_{-0.151}$	$1.370^{+0.058}_{-0.081}$
β_0	$1.403^{+0.359}_{-0.312}$	$1.996^{+0.285}_{-0.249}$	$1.438^{+0.343}_{-0.359}$
β_1	$5.167^{+0.971}_{-0.967}$	$3.878^{+0.774}_{-0.835}$	$5.275^{+0.947}_{-0.894}$
Ω_{m0}	$0.288^{+0.015}_{-0.013}$	$0.285^{+0.017}_{-0.012}$	$0.284^{+0.018}_{-0.013}$
h	$0.698^{+0.017}_{-0.017}$	$0.701^{+0.017}_{-0.018}$	$0.702^{+0.017}_{-0.019}$
c	$0.768^{+0.112}_{-0.068}$	$0.751^{+0.081}_{-0.091}$	$0.745^{+0.105}_{-0.068}$
ω_b	$0.02230^{+0.00027}_{-0.00029}$	$0.02235^{+0.00023}_{-0.00033}$	$0.02233^{+0.00024}_{-0.00032}$
Ω_{k0}	$0.0099^{+0.0051}_{-0.0037}$	$0.0101^{+0.0040}_{-0.0043}$	$0.0091^{+0.0052}_{-0.0037}$

rameters are very small, while the differences of SN parameters (including α , β_0 and β_1) are a little larger. In the following, we will discuss this issue with more details.

Firstly, let us focus on the evolution of β . In Fig. 5, we plot the 68% confidence constraints for the reconstructed evolution of $\beta(z)$ in the HDE model, given by the “Combined”, the “SALT2”, and the “SiFTO” SN sets. It can be seen that the evolution of β given by the “Combined” set is very close to that given by the “SiFTO” SN set; in contrast, the “SALT2” set give a different β ’s evolution, whose increasing rate is a little smaller. But for all these three cases, the trends of $\beta(z)$ are still the same, and all of them deviate from a constant at a high CL. This result is consistent with the fixed cosmology background case (see Figure 5 of [54]). Thus, it further confirms that the evolution of β is insensitive to the light-curve fitters used to derive the SNLS3 sample.

Then, let us discuss the effects of different SNLS3 samples on parameter estimation. In Fig. 6, we plot the 1D marginalized probability distributions of Ω_{m0} , h , and c , given by the “Combined”, the “SALT2”, and the “SiFTO” SN sets. It can be seen that the results given

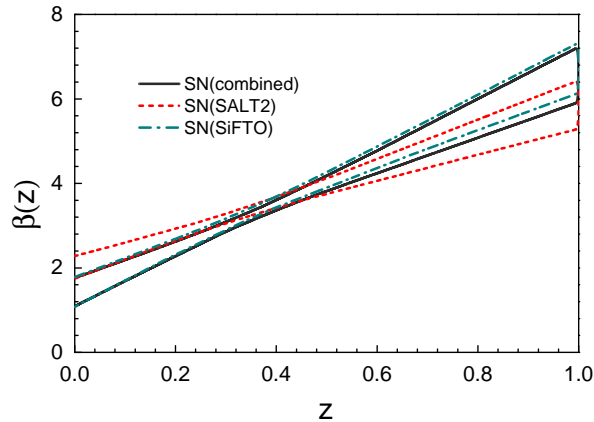


FIG. 5: The 68% confidence constraints for the evolution of $\beta(z)$ in the HDE model, given by the “Combined”, the “SALT2”, and the “SiFTO” SN sets.

by the “SALT2” and the “SiFTO” SN sets are very close, while the “Combined” set yields a larger Ω_{m0} , a smaller h , and a larger c . However, compared to the effects of varying β (see Fig. 2), the effects of different light-curve fitters are much smaller.

In Fig. 7, we plot the joint 68% and 95% confidence contours for $\{\Omega_{m0}, c\}$, given by the three SNLS3 samples. It is found that the results given by the “SALT2” and the “SiFTO” SN sets are very close, while the results given by the “Combined” set are a little different. Moreover, compared to Fig. 3, it can be seen that the effects of different light-curve fitters are much smaller than those of varying β .

At last, let us discuss the effects of different light-curve fitters on the EOS $w(z)$. In Fig. 8, we make a comparison for the 68% confidence constraints for the EOS $w(z)$ of HDE, given by the “Combined”, the “SALT2”, and the “SiFTO” SN sets. Again, we find that the results given by the “SALT2” and the “SiFTO” SN sets are very close; beside, the “Combined” set gives a larger $w(z)$. All these three SN sets yield a $w(z=0)$ that is consistent with -1 at 1σ CL. Compared to Fig. 4, again, we see that the effects of different light-curve fitters are much smaller.

Based on the results of Figs. 6, 7, and 8, we can conclude that compared to the differences between constant β and varying $\beta(z)$ cases, the effects of different light-curve fitters on parameter estimation are very small.

IV. DISCUSSION AND SUMMARY

As is well known, at current stage, systematic uncertainties of SNe Ia have become the key issue of SN cosmology. One of the most important systematic uncertainties for SNe Ia is the potential SN evolution, i.e., the possibility of the evolution of α and β with redshift z . In [54], Wang and Wang found that, for the SNLS3 data,

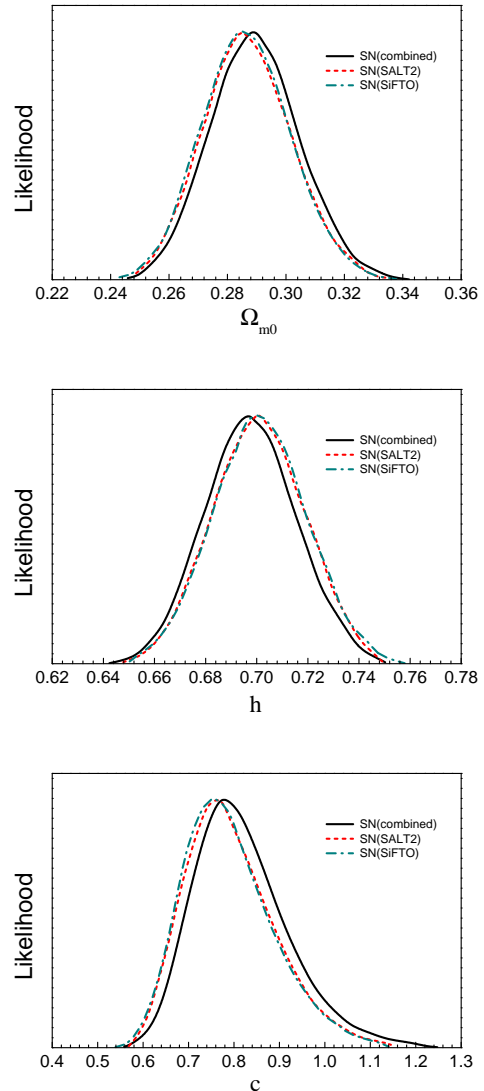


FIG. 6: The 1D marginalized probability distributions of Ω_{m0} (top panel), h (central panel), and c (bottom panel), given by the “Combined”, the “SALT2”, and the “SiFTO” SN sets.

there is strong evidence for the evolution of β . It must be emphasized that β 's evolution is not only discovered in the SNLS3 sample, but also discovered in the other SN datasets (such as Pan-STARRS1 [52] and Union2.1 [53]). Therefore, it is not an isolated phenomenon, and should be taken into account very seriously.

It is clear that the evolution of β will have significant effects. In [55], using the Λ CDM model, the w CDM model, and the CPL model, Wang, Li, and Zhang showed that a time-varying β has significant impact on parameter estimation; besides, considering β 's evolution is rather helpful for reducing the tension between supernova and other cosmological observations. To further study the issue of varying β , some more specific DE models need to be taken into account. This is the motivation of this

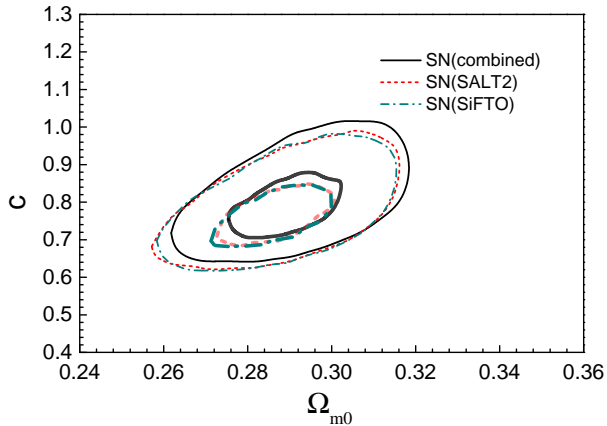


FIG. 7: The joint 68% and 95% confidence contours for $\{\Omega_{m0}, c\}$, given by the “Combined”, the “SALT2”, and the “SiFTO” SN sets.

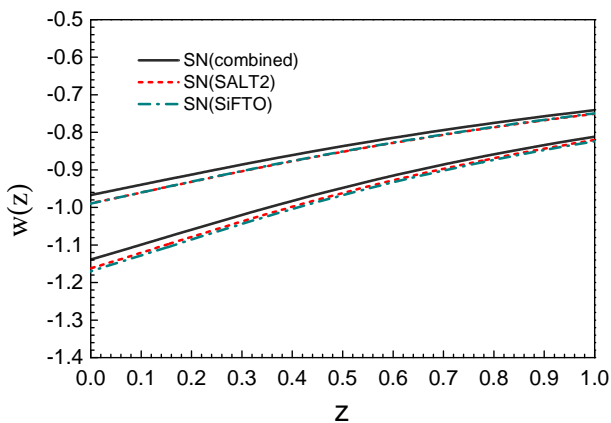


FIG. 8: The 68% confidence constraints for the EOS $w(z)$ of HDE, given by the “Combined”, the “SALT2”, and the “SiFTO” SN sets.

work.

In this paper, we have explored the effects of varying β on the cosmological constraints of HDE model. In addition to the SNLS3 data, we have also used the latest Planck distance priors data [62], as well as the latest GC data extracted from SDSS DR7 [63] and BOSS [64]. In addition, we have also studied the effects of different light-curve fitters on parameter estimation.

We find that, for the HDE model, adding a parameter of β can reduce the values of χ^2 by ~ 36 (see Table I); it means that β deviates from a constant at the 6σ CL

(see Fig. 1). This result are consistent with those of the Λ CDM, the w CDM, and the CPL models. This implies that the evolution of β is insensitive to the DE models in the background and should be taken into account seriously in the cosmology fits.

Compared to the constant β case, varying β yields a larger Ω_{m0} and a smaller h (see Figs. 2); moreover, varying β will significantly increase the value of c , consistent with the constraint results obtained before the Planck data. In addition, for these two cases, the 2σ CL ranges of parameter space are quite different (see Figs. 3). This indicates that ignoring the evolution of β may causes systematic bias.

Varying β also yields a larger $w(z)$: for the constant β case, $w(z=0) < -1$ at 1σ CL; while for the linear $\beta(z)$ case, $w(z=0)$ is consistent with -1 at 1σ CL (see Fig. 4). So, the results from the varying β SN data are in better agreement with a cosmological constant than those from the constant β SN data.

We find that the evolution of β given by the “Combined” and the “SiFTO” SN sets are very close; while the “SALT2” set will give a different β ’s evolution, whose increasing rate is a little smaller (see Fig. 5). We also find that the cosmology-fits results given by the “SALT2” and the “SiFTO” SN sets are very close, while the “Combined” set yields a larger Ω_{m0} , a smaller h , a larger c , and a larger $w(z)$ (see Figs. 6, 7 and 8). However, compared to the differences between constant β and time-varying $\beta(z)$ cases, the effects of different light-curve fitters are very small.

In this paper, only the potential SN evolution is taken into account. Some other factors, such as the evolution of σ_{int} [65], may also cause the systematic uncertainties for SNe Ia. This issue deserves further study in future.

Acknowledgments

We are grateful to the referees for the valuable suggestions, which help us improve this work. We thank Yun-He Li for helpful discussions. We are also grateful to Alex Conley for providing us with the SNLS3 covariance matrices that allow redshift-dependent α and β . We acknowledge the use of CosmoMC. SW is supported by the Fundamental Research Funds for the Central Universities. XZ is supported by the National Natural Science Foundation of China under Grant No. 11175042 and the Fundamental Research Funds for the Central Universities under Grant No. N120505003.

-
- [1] A. G. Riess *et al.*, *AJ*. **116**, 1009 (1998); S. Perlmutter *et al.*, *ApJ*. **517**, 565 (1999).
 [2] D. N. Spergel *et al.*, *ApJS* **148**, 175 (2003); C. L. Bennet *et al.*, *ApJS*. **148**, 1 (2003); D. N. Spergel *et al.*, *ApJS*

- 170**, 377 (2007); L. Page *et al.*, *ApJS* **170**, 335 (2007); G. Hinshaw *et al.*, *ApJS* **170**, 263 (2007).
 [3] M. Tegmark *et al.*, *Phys. Rev. D* **69**, 103501 (2004); *ApJ* **606**, 702 (2004); *Phys. Rev. D* **74**, 123507 (2006).

- [4] E. Komatsu *et al.*, ApJS. **180**, 330 (2009); E. Komatsu *et al.*, ApJS. **192**, 18 (2011).
- [5] W. J. Percival *et al.*, MNRAS **401**, 2148 (2010); A. G. Sanchez, *et al.*, arXiv:1203.6616, MNRAS accepted.
- [6] M. Drinkwater *et al.*, MNRAS **401**, 1429 (2010); C. Blake *et al.*, arXiv:1108.2635, MNRAS accepted.
- [7] A. G. Riess *et al.*, ApJ. **730**, 119 (2011).
- [8] P. J. E. Peebles and B. Ratra, ApJ **325**, L17 (1988); C. Wetterich, Nucl. Phys. B **302**, 668 (1988); R. R. Caldwell, R. Dave and P. J. Steinhardt, Phys. Rev. Lett. **80**, 1582 (1998); I. Zlatev, L. Wang and P. J. Steinhardt, Phys. Rev. Lett. **82**, 896 (1999).
- [9] R. R. Caldwell, Phys. Lett. B **545**, 23 (2002); S. M. Carroll, M. Hoffman and M. Trodden, Phys. Rev. D **68**, 023509 (2003); R. R. Caldwell, M. Kamionkowski and N. N. Weinberg, Phys. Rev. Lett. **91**, 071301 (2003).
- [10] C. Armendariz-Picon, T. Damour and V. Mukhanov, Phys. Lett. B **458**, 209 (1999); C. Armendariz-Picon, V. Mukhanov and P. J. Steinhardt, Phys. Rev. D **63**, 103510 (2001); T. Chiba, T. Okabe and M. Yamaguchi, Phys. Rev. D **62**, 023511 (2000).
- [11] A. Y. Kamenshchik, U. Moschella and V. Pasquier, Phys. Lett. B **511**, 265 (2001); M. C. Bento, O. Bertolami and A. A. Sen, Phys. Rev. D **66**, 043507 (2002).
- [12] X. Zhang, F. Q. Wu and J. Zhang, JCAP **01**, 003 (2006); K. Liao, Y. Pan and Z. H. Zhu, Res. Astron. Astrophys. **13**, 159 (2013).
- [13] T. Padmanabhan, Phys. Rev. D **66**, 021301 (2002); J. S. Bagla, H. K. Jassal, and T. Padmanabhan, Phys. Rev. D **67**, 063504 (2003).
- [14] H. Wei, R. G. Cai, and D. F. Zeng, Class. Quant. Grav. **22**, 3189 (2005); H. Wei, and R. G. Cai, Phys. Rev. D **72**, 123507 (2005); H. Wei, N. Tang, and S. N. Zhang, Phys. Rev. D **75**, 043009 (2007).
- [15] W. Zhao and Y. Zhang, Class. Quant. Grav. **23**, 3405 (2006); T. Y. Xia and Y. Zhang, Phys. Lett. B **656**, 19 (2007); S. Wang, Y. Zhang and T. Y. Xia, JCAP **10**, 037 (2008); S. Wang and Y. Zhang, Phys. Lett. B **669**, 201 (2008).
- [16] X. Zhang, Phys. Lett. B **648**, 1 (2007); X. Zhang, Phys. Rev. D **74**, 103505 (2006); J. Zhang, X. Zhang and H. Liu, Phys. Lett. B **651**, 84 (2007); J. Zhang, X. Zhang and H. Liu, Eur. Phys. J. C **54**, 303 (2008); X. Zhang, Phys. Rev. D **79**, 103509 (2009).
- [17] D. Comelli, M. Pietroni and A. Riotto, Phys. Lett. B **571**, 115 (2003); X. Zhang, Mod. Phys. Lett. A **20**, 2575 (2005); X. Zhang, Phys. Lett. B **611**, 1 (2005).
- [18] K. Freese *et al.*, Nucl.Phys. B **287**, 797 (1987); A. Linde, in *Three hundred years of gravitation*, (Eds.: Hawking, S.W. and Israel, W., Cambridge Univ. Press, 1987), 604; J. A. Frieman, C. T. Hill, A. Stebbins, and I. Waga, Phys. Rev. Lett. **75**, 2077 (1995); M. Chevallier and D. Polarski, Int. J. Mod. Phys. D **10**, 213 (2001); E. V. Linder, Phys. Rev. Lett. **90** 091301 (2003); D. Huterer and G. Starkman, Phys. Rev. Lett. **90**, 031301 (2003); D. Huterer and A. Cooray, Phys. Rev. D **71**, 023506 (2005); A. Shafieloo, V. Sahni and A. A. Starobinsky, Phys. Rev. D **80**, 101301(R) (2009).
- [19] Y. Wang and M. Tegmark, Phys. Rev. Lett. **92**, 241302 (2004); Y. Wang, and K. Freese, Phys. Lett. B **632**, 449 (2006); Y. Wang and P. Mukherjee, ApJ. **650**, 1 (2006); Y. Wang and P. Mukherjee, Phys. Rev. D **76**, 103533 (2007); Y. Wang, Phys. Rev. D **78**, 123532 (2008).
- [20] Y. Wang and M. Tegmark, Phys. Rev. D **71**, 103513 (2005);
- [21] Q. G. Huang, M. Li, X. D. Li and S. Wang, Phys. Rev. D **80**, 083515 (2009); S. Wang, X. D. Li and M. Li, Phys. Rev. D **82**, 103006 (2010); M. Li, X. D. Li and X. Zhang, Sci. China Phys. Mech. Astron. **53**, 1631 (2010); S. Wang, X. D. Li and M. Li, Phys. Rev. D **83**, 023010 (2011); X. D. Li *et al.*, JCAP **07**, (2011) 011; J. Z. Ma and X. Zhang, Phys. Lett. B **699**, 233 (2011); H. Li and X. Zhang, Phys. Lett. B **713**, 160 (2012); X. D. Li *et al.*, Sci. China Phys. Mech. Astron. **55**, 1330 (2012).
- [22] V. Sahni and S. Habib, Phys. Rev. Lett. **81**, 1766 (1998).
- [23] L. Parker and A. Raval, Phys. Rev. D **60**, 063512 (1999).
- [24] G. Dvali, G. Gabadadze and M. Porrati, Phys. Lett. B **485**, 208 (2000).
- [25] S. Nojiri, S. D. Odintsov, and M. Sasaki, Phys. Rev. D **71**, 123509 (2005).
- [26] A. Nicolis, R. Rattazzi, and E. Trincherini, Phys. Rev. D **79**, 064036 (2009).
- [27] W. Hu and I. Sawicki, Phys. Rev. D **76**, 064004 (2007); A. A. Starobinsky, J. Exp. Theor. Phys. Lett. **86**, (2007) 157.
- [28] G. R. Bengochea and R. Ferraro, Phys. Rev. D **79**, 124019 (2009); E. V. Linder, Phys. Rev. D **81**, (2010) 127301.
- [29] T. Harko, F. S. N. Lobo, S. Nojiri and S. D. Odintsov, Phys. Rev. D **84**, 024020 (2011).
- [30] E. J. Copeland, M. Sami and S. Tsujikawa, Int. J. Mod. Phys. D **15**, 1753 (2006).
- [31] J. Frieman, M. Turner and D. Huterer, Ann. Rev. Astron. Astrophys **46**, 385 (2008).
- [32] E. V. Linder, Rept. Prog. Phys. **71**, 056901 (2008).
- [33] R. R. Caldwell and M. Kamionkowski, Ann. Rev. Nucl. Part. Sci. **59**, 397 (2009).
- [34] J.-P. Uzan, arXiv:0908.2243.
- [35] S. Tsujikawa, arXiv:1004.1493.
- [36] S. Nojiri and S. D. Odintsov, Phys. Rept. **505**, 59 (2011).
- [37] M. Li, X. D. Li, S. Wang and Y. Wang, Commun. Theor. Phys. **56**, 525 (2011); Universe **1** 24 (2013).
- [38] T. Clifton, P. G. Ferreira, A. Padilla and C. Skordis, Phys. Rept. **513**, 1 (2012).
- [39] Y. Wang, *Dark Energy*, Wiley-VCH (2010).
- [40] M. Kowalski, *et al.*, ApJ. **686**, 749 (2008).
- [41] M. Hicken, *et al.*, ApJ. **700**, 1097 (2009); M. Hicken, *et al.*, ApJ. **700**, 331 (2009).
- [42] R. Amanullah, *et al.*, ApJ. **716**, 712 (2010).
- [43] N. Suzuki, *et al.*, ApJ **746**, 85 (2012).
- [44] J. Guy, *et al.*, A&A, **523**, 7 (2010).
- [45] A. Conley, *et al.*, ApJS. **192** 1 (2011).
- [46] M. Sullivan, *et al.*, arXiv:1104.1444.
- [47] Astier, *et al.*, Astron. Astrophys. **447**, 31 (2006).
- [48] R. Kessler, *et al.*, ApJS. **185**, 32 (2009).
- [49] J. Guy, *et al.*, A&A, **523**, 7 (2010).
- [50] Marriner, *et al.*, arXiv:1107.4631.
- [51] D. Scolnic, *et al.*, arXiv:1306.4050, ApJ in press.
- [52] D. Scolnic, *et al.*, arXiv:1310.3824.
- [53] G. Mohlabeng and J. Ralston, arXiv:1303.0580.
- [54] S. Wang and Y. Wang, Phys. Rev. D **88**, 043511 (2013).
- [55] S. Wang, Y. H. Li and X. Zhang, Phys. Rev. D **89**, 063524 (2014).
- [56] M. Li, Phys. Lett. B **603**, 1 (2004).
- [57] G. 't Hooft, gr-qc/9310026; L. Susskind, J. Math. Phys. **36**, 6377 (1995).
- [58] R. Horvat, Phys. Rev. D **70**, 087301 (2004); Q. G. Huang and M. Li, JCAP **03**, 001 (2005); X. Zhang, Int. J.

- Mod. Phys. D **14**, 1597 (2005); D. Pavon and W. Zimdahl, Phys. Lett. B **628**, 206 (2005); S. Nojiri and S. D. Odintsov, Gen. Rel. Grav. **38**, 1285 (2006); M. R. Setare, Phys. Lett. B **642**, 1 (2006); R. Horvat and D. Pavon, Phys. Lett. B **653**, 373 (2007); B. Chen, M. Li and Y. Wang, Nucl. Phys. B **774**, 256 (2007); J. F. Zhang, X. Zhang and H. Y. Liu, Eur. Phys. J. C **52**, 693 (2007); J. F. Zhang, X. Zhang and H. Y. Liu, Phys. Lett. B **659**, 26 (2008); M. Li, C. S. Lin and Y. Wang, JCAP **05**, 023 (2008); Y. Z. Ma and X. Zhang, Phys. Lett. B **661**, 239 (2008); M. Li et al., Commun. Theor. Phys. **51**, 181 (2009); B. Nayak and L. Singh, Mod. Phys. Lett. A **24**, 1785 (2009); K. Y. Kim, H. W. Lee and Y. S. Myung, Mod. Phys. Lett. A **24**, 1267 (2009); M. Li, R. X. Miao and Y. Pang, Phys. Lett. B **689**, 55 (2010); M. Li and Y. Wang, Phys. Lett. B **687**, 243 (2010); Y. G. Gong and T. J. Li, Phys. Lett. B **683**, 241 (2010); X. Zhang, Phys. Lett. B **683**, 81 (2010).
- [59] Q. G. Huang and Y. G. Gong, JCAP **08**, 006 (2004); Z. Chang, F. Q. Wu and X. Zhang, Phys. Lett. B **633**, 14 (2006); B. Wang, C. Y. Lin and E. Abdalla, Phys. Lett. B **637**, 357 (2006); X. Zhang and F. Q. Wu, Phys. Rev. D **76**, 023502 (2007); S. Nesseris and L. Perivolaropoulos, JCAP **02**, 025 (2007); Y. Z. Ma, Y. Gong and X. L. Chen, Eur. Phys. J. C **60**, 303 (2009); M. Li et al., JCAP **12**, 014 (2009); Z. H. Zhang et al., JCAP **06**, 009 (2012).
- [60] A. Cohen, D. Kaplan, A. Nelson, Phys. Rev. Lett. **82**, 4971 (1999).
- [61] Y. H. Li, S. Wang, X. D. Li and X. Zhang, JCAP **02**, 033 (2013).
- [62] Y. Wang and S. Wang, Phys. Rev. D **88**, 043522 (2013).
- [63] C. H. Chuang and Y. Wang, MNRAS, **426**, 226 (2012).
- [64] C. H. Chuang, *et al.*, arXiv:1303.4486.
- [65] A. Kim, arXiv:1101.3513; J. Marriner, *et al.*, arXiv:1107.4631.
- [66] A. Lewis and S. Bridle, Phys. Rev. D **66**, 103511 (2002).
- [67] X. Zhang and F. Q. Wu, Phys. Rev. D **72**, 043524 (2005).
- [68] M. Li et al., JCAP **06**, 036 (2009).
- [69] L. X. Xu, Phys. Rev. D **87**, 043525 (2013).
- [70] M. Li et al., JCAP **09**, 021 (2013).