

Fluctuation induced symmetry breaking and the equality of multi-particle eccentricities for four or more particles

Adam Bzdak^a, Piotr Bozek^{b,c}, Larry McLerran^{d,a,e}

^a*RIKEN BNL Research Center, Brookhaven National Laboratory, Upton NY 11973, USA*

^b*AGH University of Science and Technology, Faculty of Physics and Applied Computer Science, al. Mickiewicza 30, 30-059 Krakow, Poland*

^c*Institute of Nuclear Physics PAN, 31-342 Krakow, Poland*

^d*Physics Dept, Bdg. 510A, Brookhaven National Laboratory, Upton, NY-11973, USA*

^e*Physics Dept, China Central Normal University, Wuhan, China*

Abstract

We discuss eccentricities (ellipticity and triangularity) generated in nucleus-nucleus and proton-nucleus collisions. We define multi-particle eccentricities $\epsilon_n\{m\}$ which are associated with the n 'th angular multipole moment for m particles. We show that in the limit of fluctuation dominance all of the $\epsilon_n\{m\}$'s are approximately equal for $m \geq 4$. For dynamics linearly responding to these eccentricities such as hydrodynamics or proposed in this paper weakly interacting field theory, these relations among eccentricities are translated into relations among flow moments $v_n\{m\}$. We argue that these eccentricities are generated by a two dimension Gaussian integral distribution whose width controls the magnitude of fluctuations and whose center gives $\epsilon_n\{m\}$ for $m \geq 4$. This center value breaks the rotational symmetry for an underlying random distribution.

1. Introduction

In nucleus-nucleus (A+A) and proton-nucleus (p+A) collisions, there is an approximately boost invariant structure associated with an angular asymmetry of the two and many particle correlation functions. In heavy ion collisions, this asymmetry is conventionally associated with hydrodynamic flow driven by angular asymmetries of the underlying matter distribution [1]. This angular asymmetry contains a component that is due to fluctuations in

Email addresses: abzdak@bnl.gov (Adam Bzdak), piotr.bozek@ifj.edu.pl (Piotr Bozek), mclerran@bnl.gov (Larry McLerran)

the transverse positions of particle interactions [2, 3], and a component associated with source asymmetry at finite impact parameter of the collision. In p+A collisions, a variety of mechanisms leading to angular correlations have been proposed, some involving hydrodynamic like scenarios as in A+A interactions [4] and some involving non-trivial angular correlations associated with the emission process [5].

To quantify the momentum space distribution of particles, one may identify an angular harmonic of the momentum space distribution as

$$v_n = \frac{1}{N} \int d^2p_T e^{in\phi} \frac{dN}{dyd^2p_T} \quad (1)$$

where $N = \int d^2p_T \frac{dN}{dyd^2p_T}$. This is a complex quantity and for each event is of the form

$$v_n = \eta_n e^{i\gamma_n} \quad (2)$$

The angle γ_n describes the orientation of the flow vector relative to some chosen coordinate axis, and η_n is its modulus. When averaging over events, it must be true that $\langle v_n \rangle = 0$ by rotational invariance.

Borghini, Dinh and Ollitrault introduced multi-particle correlations that measure the rotationally invariant part of the flow [6]. For example, the two particle correlation is

$$v_n^2\{2\} = \langle e^{in(\phi_1 - \phi_2)} \rangle = \langle |v_2|^2 \rangle \quad (3)$$

In a collision at fixed impact parameter, it is conventionally believed that this expectation value contains a piece associated with the geometry of the collision, which if the impact parameter is sufficiently well defined is non fluctuating, plus a fluctuating component. Originally these authors introduced higher order components associated with 4, 6 and more particle correlations to reduce contributions from two (four or more) particle non-flow correlations. For example

$$v_n^4\{4\} = 2\langle |v_n|^2 \rangle^2 - \langle |v_n|^4 \rangle \quad (4)$$

and

$$v_n^6\{6\} = \frac{1}{4} [\langle |v_n|^6 \rangle - 9\langle |v_n|^2 \rangle \langle |v_n|^4 \rangle + 12\langle |v_n|^2 \rangle^3] \quad (5)$$

and higher order generalizations to larger number of particles. Interesting for the following discussion is the fact, that the cumulant expressions for the harmonic flow coefficients allow one to isolate the fluctuating component from that of the geometry of the collision. If there is no mean field contribution to the distribution functions then, it is easy to see that for purely

Gaussian fluctuations, $v_n\{4\} = v_n\{6\} = 0$, that is these terms are sensitive only to correlations of fourth order or higher from the average flow [7]. For a large number of independent sources, these correlations are expected to be small. So it is believed that these higher order correlations capture the intrinsic flow contributions and reduce the effects of fluctuations.

In heavy ion collisions it is in fact found that with very good precision $v_2\{4\} = v_2\{6\} = v_2\{8\}$, with $v_2\{2\}$ different due to its intrinsic fluctuations [8, 9]. The pattern seen so far in p+A collisions is remarkably similar to that found in heavy ion collisions [10, 11]. Why is this result surprising? It is because if one measures the magnitude of flow fluctuation by $\sqrt{\frac{v_2\{2\}^2 - v_2\{4\}^2}{v_2\{2\}^2 + v_2\{4\}^2}}$, one finds that this is comparable in p+A and A+A collisions independent of impact parameter. This would suggest that a mean field value is not so well defined [12]. A related observation is that the measured value of $v_3\{4\}$ in A+A collisions deviates from zero [13, 14, 9]. The triangularity in A+A interaction region comes only from fluctuations and one expects $v_3\{4\} \simeq 0$ in the leading order. However, for fluctuation dominated eccentricities, subleading effects give $\epsilon_3\{4\} \neq 0$ [15], which can explain the experimental data.

In this paper, we will consider in detail the generalization of $v_n\{m\}$ by introducing coefficients $\epsilon_n\{m\}$ ($m \geq 2$ is even). The advantage of this is that we can easily compute the distribution of eccentricities, and understand the various contributions arising from a mean field or from fluctuations. Of course these quantities are the input into a computation of the $v_n\{m\}$, but for small ϵ_n we expect linearity in the response to the system for the elliptic and triangular flow [16, 17]

$$v_n\{m\} = c_n \epsilon_n\{m\} \quad (6)$$

Here c_n is independent of m . This result is well known for hydrodynamics but we also demonstrate it in the case where the source of eccentricity is radiation of a weakly coupled scalar field. We expect that this linear response is quite general.

We can define the eccentricities as

$$\epsilon_n = \frac{1}{\langle r_T^n \rangle} \int d^2 r_T e^{in\phi} r_T^n \frac{dN}{dy d^2 r_T} \quad (7)$$

The quantities $\epsilon_n\{m\}$ are defined in precise analogy to the $v_2\{m\}$.

Now we can state the main result of this paper, which will be derived below: For a randomly fluctuating distribution, the expectation values may

be expressed by a shifted Gaussian weight function

$$\langle |\epsilon_n|^m \rangle = \frac{\int dz d\bar{z} e^{-(z-z_n)(\bar{z}-\bar{z}_n)/\sigma_n^2} (z\bar{z})^{m/2}}{\int dz d\bar{z} e^{-(z-z_n)(\bar{z}-\bar{z}_n)/\sigma_n^2}} \quad (8)$$

We use complex notation, $z = x + iy$. This Gaussian is generated by a stochastic distribution of interaction points as described above. It has a width and a center of the distribution. The center of the distribution is at z_n , and it breaks rotational invariance, which is restored upon summing over all events. For the rotationally invariant quantities we compute, this final integration over the angle associated with the eccentricity is not needed. The result we find for this distribution is that

$$\epsilon_n\{2\} = \sqrt{|z_n|^2 + \sigma_n^2} \quad (9)$$

$$\epsilon_n\{m\} = |z_n|, \quad (10)$$

where $m \geq 4$. This is quite an interesting result since it says that independent of the magnitude of the fluctuation strength σ_n relative to the mean field value z_n , the higher order correlations are only dependent upon the mean field. This is quite similar to what one expects in symmetry breaking when one includes the first order fluctuations around the mean field. We find the mean field is zero when the entire distribution is generated by fluctuating event positions. We call this phenomena fluctuation induced symmetry breaking since it occurs for entirely random underlying event distributions. Clearly introducing a source which explicitly breaks the symmetry, for example the almond shape characteristic of a non-zero impact parameter in heavy ion collision, will merely shift the mean field value of z_n , so that this generating functional is sufficient to describe fluctuation induced eccentricity with a mean field value determined by the geometry of the collision. A similar expression has been obtained assuming two-dimensional Gaussian distribution of v_n in Eq. (1) [7]. The event-by-event flow coefficients are distributed according to the Bessel-Gaussian (Rice) distribution.

Some of the discussion we present in this paper is not new, and has been derived in some form in the literature referred to in this paper. Our goal here is to tie together various common features of p+A and A+A collisions, and in particular the appearance of a mean ellipticity and triangularity even in the fluctuation dominated region of such collisions. We hope that the observations we present will help to focus the understanding of contrasting explanations of p+A and A+A collisions.

2. Multi-particle eccentricities

We start our discussion with a simple model with a given number of points sampled randomly on the two dimensional plane. In this model we take N points with the x and y coordinates sampled from a uniform distribution in the interval $[-1, 1]$ and calculate $\epsilon_n\{m\}$ for all points satisfying $x^2 + y^2 < 1$. In each event we obtain (the coordinate system is shifted to the center of mass)

$$\epsilon_n^2 = \frac{\left[\sum_{i=1}^N r_i^n \cos(n\phi_i)\right]^2 + \left[\sum_{i=1}^N r_i^n \sin(n\phi_i)\right]^2}{\left[\sum_{i=1}^N r_i^n\right]^2}, \quad (11)$$

where $r_i^2 = x_i^2 + y_i^2$, and finally we average over the sufficient number of events. In Fig. 1 we present our results for $\epsilon_n\{m\}$, $m = 2, 4, 6, 8$ and $n = 2, 3$.¹ As discussed in the introduction it is interesting to notice that

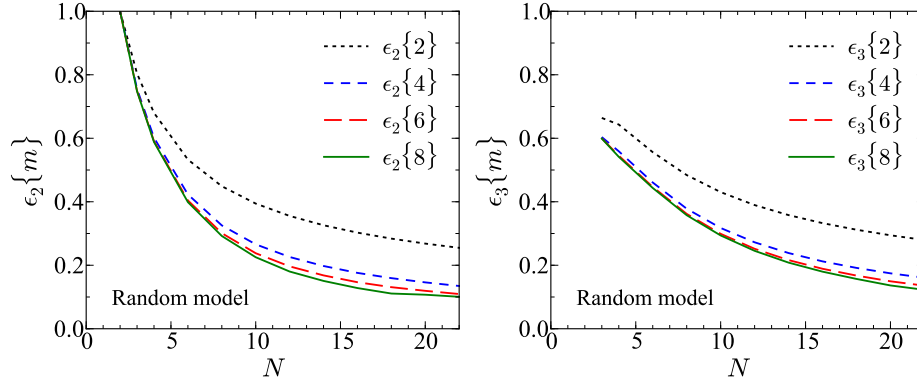


Figure 1: The m -particle eccentricities $\epsilon_n\{m\}$, $m = 2, 4, 6, 8$ for $n = 2$ (left) and $n = 3$ (right) calculated in the random model for a various number of points, N , sampled randomly on the two dimensional plane.

$$\epsilon_n\{2\} > \epsilon_n\{4\} \simeq \epsilon_n\{6\} \simeq \epsilon_n\{8\}, \quad n = 2, 3 \quad (12)$$

¹For completeness we have (for $\epsilon_n\{2, 4, 6\}$ see Section 1):

$$33\epsilon_n\{8\}^8 = -\langle\epsilon_n^8\rangle + 16\langle\epsilon_n^6\rangle\langle\epsilon_n^2\rangle + 18\langle\epsilon_n^4\rangle^2 - 144\langle\epsilon_n^4\rangle\langle\epsilon_n^2\rangle^2 + 144\langle\epsilon_n^2\rangle^4$$

Expanding the expectations in Eq. (11) to a leading order one finds a Bessel-Gaussian distribution with zero mean-field for the event-by-event distribution of ϵ_n [18, 7], for which $\epsilon_n\{m\} = 0$ for $m \geq 4$. Our results show that $\epsilon_n\{m\}$ for $m \geq 4$ are non zero, and for the values of N that we consider are roughly of the same order of magnitude as the width of the splitting between the second moment and all of the others (Fig. 1). The moments for $m \geq 4$ are to a good approximation equal. This means that the deviations from the Bessel-Gaussian limit are roughly of the same order as the fluctuations giving a nonzero value of $\langle |\epsilon_n|^2 \rangle$ [19, 20, 15].

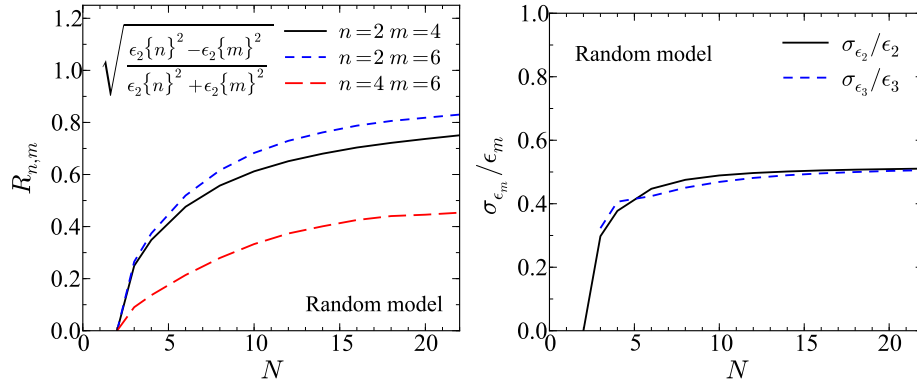


Figure 2: The ratio $R_{n,m}$ (left), defined in the plot, and the width of ϵ_n distribution over the average value (right), $[\langle \epsilon_n^2 \rangle - \langle \epsilon_n \rangle^2]^{1/2} / \langle \epsilon_n \rangle$, calculated in the random model for various number of points, N , sampled randomly on the two dimensional plane.

In the left panel of Fig. 2 we evaluate

$$R_{n,m} = \sqrt{\frac{\epsilon_2\{n\}^2 - \epsilon_2\{m\}^2}{\epsilon_2\{n\}^2 + \epsilon_2\{m\}^2}} \quad (13)$$

for $n = 2, 4$ and $m = 4, 6$. This quantity allows for a detail comparison of the mean field and fluctuating components. In the right panel of Fig. 2 we present

$$\frac{\sigma_{\epsilon_n}}{\langle \epsilon_n \rangle} = \frac{\sqrt{\langle \epsilon_n^2 \rangle - \langle \epsilon_n \rangle^2}}{\langle \epsilon_n \rangle} \quad (14)$$

which measures the strength of the fluctuations with respect to the average value of $\langle \epsilon_n \rangle$. Already for $N > 10$ it approaches the limit $\sqrt{-1 + 4/\pi}$, derived in Ref. [18].

Note that for the shifted Gaussian distribution introduced above,

$$R_{2,m} = \sqrt{\frac{\sigma_2^2}{\sigma_2^2 + 2|z_2|^2}} \quad (15)$$

for $m \geq 4$. In the limit that the fluctuations are small compared to the mean field value, $R_{2,m} \sim \sigma_2/(\sqrt{2}z_2)$. On the other hand when the mean field is small compared to the scale of fluctuations, it is $R_{2,m} \sim 1 - z_2^2/\sigma_2^2$. For the value appropriate for p+A collisions, we see that $\sigma_2/z_2 \sim 1$.

It is obvious that the random model discussed above is driven only by fluctuations. It suggests that identical properties for $\epsilon_n\{m\}$, in particular Eq. (12), should be also present in p+A collisions. Indeed, performing suitable calculations in the standard Glauber model, see e.g., [21] we obtain very similar results, both qualitatively and quantitatively, to those presented in Fig. 1. We checked that this conclusion is independent on the specific realization of the Glauber model. For example, in Fig. 3 we show the results based on the Glauber model in p+Pb collisions with additional fluctuations, given by the Gamma distribution, deposited at the positions of the wounded nucleons [22]. The additional fluctuations of the source lead to increase of eccentricities for higher cumulants, e.g., $\epsilon_2\{4\}/\epsilon_2\{2\} \simeq 0.7$. For very large values of N we would expect deviations from this expectation [20, 15], with $\epsilon_2\{4\}$ decreasing as $1/N^{3/4}$, while $\epsilon_2\{2\}$ behaves as $1/N^{1/2}$.

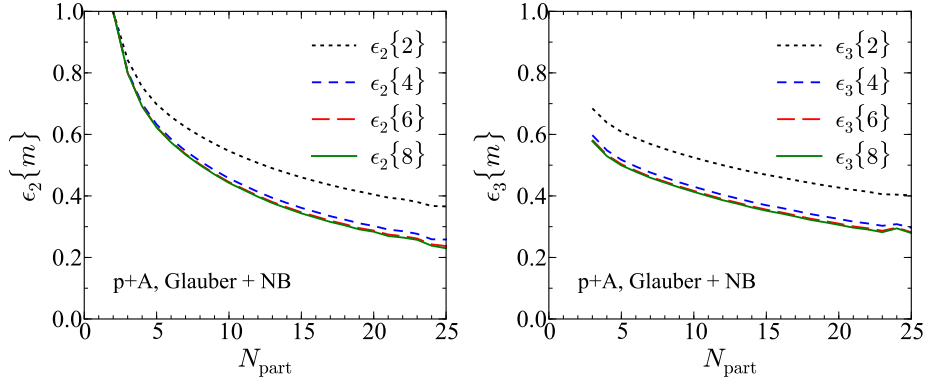


Figure 3: The m -particle eccentricities $\epsilon_n\{m\}$, $m = 2, 4, 6, 8$ for $n = 2$ (left) and $n = 3$ (right) versus the number of wounded nucleons, N_{part} , calculated in the Glauber model for p+Pb with additional fluctuations, in the centers of participants, given by the Gamma distribution.

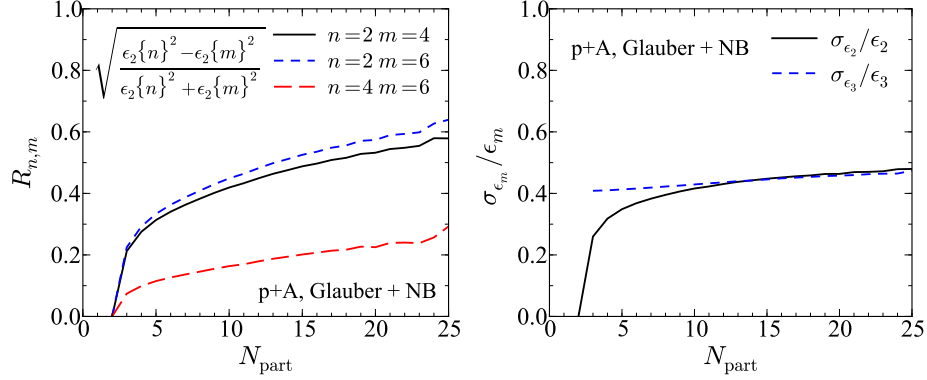


Figure 4: The ratio $R_{n,m}$ (left), defined in the plot, and the width of ϵ_n distribution over the average value (right), $[\langle \epsilon_n^2 \rangle - \langle \epsilon_n \rangle^2]^{1/2} / \langle \epsilon_n \rangle$ versus the number of wounded nucleons, N_{part} , calculated in the Glauber model for p+Pb with an additional fluctuations in the center of participants given by the Gamma distribution.

The obtained signal satisfies the same relation as in Eq. (12). In Fig. 4 we present results for $R_{n,m}$ (left panel) and $\sigma_{\epsilon_n} / \langle \epsilon_n \rangle$ (right panel). In both figures we plot as a function of the number of wounded nucleons [23] coming from the Glauber calculation.

At the end of this Section we present in Fig. 5 results for Pb+Pb collisions. Ellipticity in A+A collisions is not only driven by fluctuations but also a mean field component is present in an off central collisions. It is clear that if eccentricities are dominated by a mean field we expect $\epsilon_n\{2\} \simeq \epsilon_n\{4\} \simeq \epsilon_n\{6\} \simeq \epsilon_n\{8\}$ but, as we argue, it is never the case in A+A collisions. As shown in Fig. 6, the quantity $R_{2,4}$ and the scaled width of the fluctuations are actually comparable to p+A collisions, which are solely driven by fluctuations. Taking into account our discussion of p+A collisions it is now obvious that in A+A collisions the relation $\epsilon_n\{2\} > \epsilon_n\{4\} \simeq \epsilon_n\{6\} \simeq \epsilon_n\{8\}$ holds as well for all impact parameters.

3. Discussion

The elliptic and triangular asymmetry in the collective flow arises from the corresponding elliptic and triangular deformations of the initial source. Event-by-event simulations show that the eccentricity distributions in A+A collisions are reproduced in the harmonic flow distribution for v_2 and v_3 [24, 16, 17]. The same correspondence has been noticed for p+Pb collisions

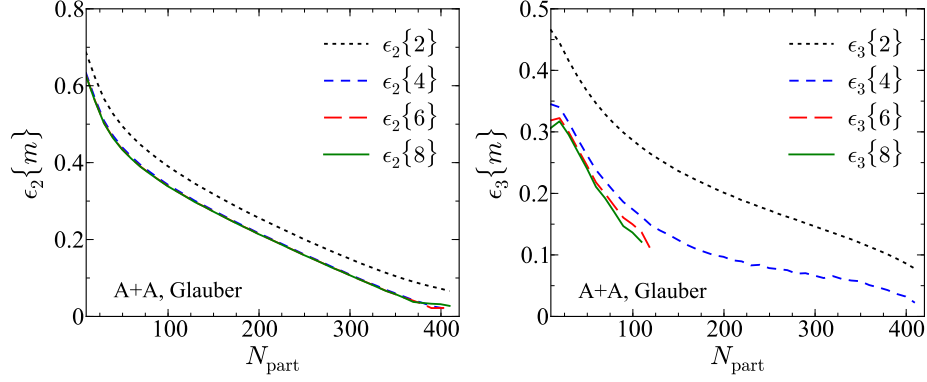


Figure 5: The m -particle eccentricities $\epsilon_n\{m\}$, $m = 2, 4, 6, 8$ for $n = 2$ (left) and $n = 3$ (right) versus the number of wounded nucleons, N_{part} , calculated in the standard Glauber model for Pb+Pb collisions. We cut $\epsilon_3\{6, 8\}$ for $N_{\text{part}} > 110$ owing to insufficient statistics.

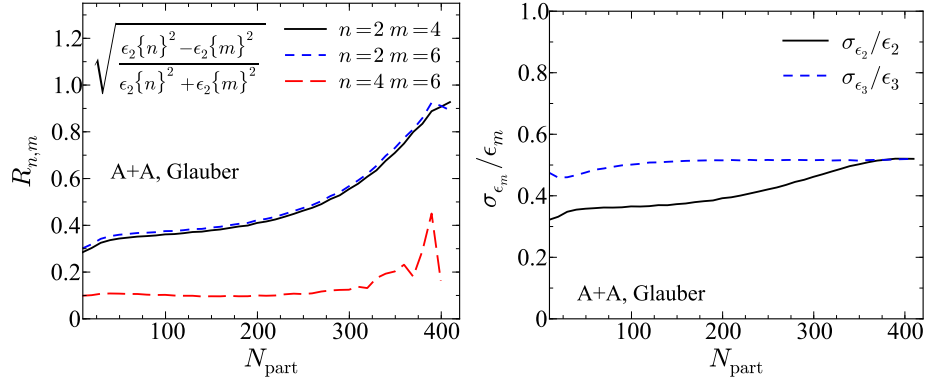


Figure 6: The ratio $R_{n,m}$ (left), defined in the plot, and the width of ϵ_n distribution over the average value (right), $[(\epsilon_n^2) - \langle \epsilon_n \rangle^2]^{1/2} / \langle \epsilon_n \rangle$ versus the number of wounded nucleons, N_{part} , calculated in the standard Glauber model for Pb+Pb collisions.

[22], see also [25]. Advanced hydrodynamic calculations using IP-Glasma initial conditions reproduce quantitatively the event-by-event v_n distributions [24].² Calculations using Glauber or MC-KLN models cannot reproduce the experimental distributions of v_2 for all the centralities. This is due mainly to differences of the predicted mean-field eccentricities which lead to ϵ_n distri-

²Although the results were shown only for 0 – 5% and 20 – 25% centrality classes.

bution shapes that cannot be rescaled to fit the experimental distributions of v_2 [12]. The situation is different for v_2 in ultracentral A+A and for v_3 , the measured distributions are close to the Bessel-Gaussian, and are compatible with rescaled ϵ_n distributions obtained in the Glauber and MC-KLN models [12]. Moreover, the numerical examples presented above, show that the approximate equality of higher cumulant eccentricities is independent of details of how the fluctuations are generated in the initial density, whenever the fluctuations dominate.

In p+A collisions the eccentricities are fluctuation dominated and the Glauber model is expected to give a qualitatively correct picture of eccentricity distributions. Our results show that the elliptic and triangular eccentricities flow coefficients for higher order cumulants are all of the same order for p+A collisions. The eccentricities $\epsilon_n\{4\} \simeq \epsilon_n\{6\} \simeq \epsilon_n\{8\}$ are 60 – 70% of $\epsilon_n\{2\}$, depending on the details of the Glauber model. From the approximately linear response of hydrodynamic flow to the initial asymmetries, we expect a similar relation for $v_2\{m\}$ and $v_3\{m\}$. With an additional increase of $v_n\{2\}$ from non-flow two particle correlations.

From event-by-event hydrodynamic simulations for centrality 0-10% using Glauber+NB initial conditions [22] one obtains the distribution of the elliptic flow coefficients v_2 , without non-flow or finite multiplicity fluctuations. The cumulants of the elliptic flow coefficient distribution give $v_2\{2\} = 0.082 \pm 0.002$, $v_2\{4\} = 0.55 \pm 0.004$, and $v_2\{6\} = 0.052 \pm 0.005$. The relation between different $v_2\{m\}$ is in fair agreement with the values of the initial $\epsilon_2\{m\}$.

One can also find a relationship of the type of Eq. (6), that expresses the independence of the flow induced by eccentricity to the number of particles involved making the correlation. This follows from free field theory and arises from the interference pattern of waves emitted by sources corresponding to the eccentricity. For example, suppose we have a source with a dipole moment that emits at the time of the collision. Then

$$(k^2 + M^2)\phi(k) = \rho(k) \quad (16)$$

If the source has a dipole moment in space it is transformed into a dipole moment in momentum space after Fourier transformation. If one computes the distribution of the source squared, $|\rho(k)|^2$ one therefore has a quadrupole moment corresponding to ϵ_2 . That is the quadruple asymmetry of the source distribution $|\rho(r)|^2$ is transformed into a quadruple asymmetry in momentum space by wave interference. Since $v_2\{m\} \sim \langle |\phi|^2 \rangle$, we gain the equality of the flow moments. Of course, we need to introduce some fluctuation into the correlation with $v_2\{2\}$ in order to reproduce the pattern we

see, which presumably arise from quantum fluctuations around the classical wave solution. We will critically discuss this possibility in later work.

4. Conclusions

The elliptic and triangular eccentricity distributions from fluctuations of finite number, N , of sources show deviations from the Bessel-Gaussian distribution. The eccentricities calculated from the 2, 4, 6, or 8- particle cumulants are nonzero. The second order eccentricity $\epsilon_n\{2\}$ is always the largest. Expressions with higher order cumulants give similar values $\epsilon_n\{4\} \simeq \epsilon_n\{6\} \simeq \epsilon_n\{8\}$, both in p+A and A+A collisions. Typically for the p+A system $\epsilon_n\{m\} \simeq (0.6 - 0.7)\epsilon_n\{2\}$ for $m \geq 4$. The harmonic flow coefficients $v_n\{m\}$ undergo similar relations, when hydrodynamic expansion translates the initial shape asymmetry into the azimuthal asymmetry of emitted particles. For collisions where fluctuations dominate the higher order cumulant, $v_n\{m\}$ are not zero for Glauber model initial conditions. The nonzero value of $v_n\{6\}$ or $v_n\{8\}$ can arise solely from fluctuations due to a finite number of sources, and with explicit symmetry breaking in A+A collisions at finite impact parameter. We also proposed a novel mechanism which linearly translates $\epsilon_n\{m\}$ into $v_n\{m\}$ without dynamical interaction between produced particles.

In view of the above discussion, it would be interesting to study and compare the higher order cumulant correlations in p+A collisions and also to compare higher order cumulant results for v_2 and v_3 in ultracentral A+A collisions.

Acknowledgments

A.B. thanks Gabriel Denicol for interesting conversations. L.M. gratefully acknowledge very useful discussions with Sergei Voloshin and Arthur Poskanzer concerning the seminal work that they pioneered in the study of flow and eccentricity cumulants. L.M. also acknowledges an important discussion with Jean-Yves Ollitrault concerning the dependence of various cumulants on the number of sources at large number of sources. We also gratefully acknowledge a comment sent to us by Jurgen Schukraft when this paper was being prepared for publication, showing numerical computations based on a Glauber model in substantial agreement with our numerical results. A.B. is supported through the RIKEN-BNL Research Center. P.B.

is partly supported by the National Science Centre, Poland, grant DEC-2012/05/B/ST2/02528, and PL-Grid infrastructure. The research of L.M. is supported under DOE Contract No. DE-AC02-98CH10886.

References

- [1] J.-Y. Ollitrault, Phys. Rev. D46 (1992) 229.
- [2] B. Alver, et al., Phys.Rev.Lett. 98 (2007) 242302.
- [3] B. Alver, G. Roland, Phys. Rev. C81 (2010) 054905.
- [4] P. Bożek, Phys. Rev. C85 (2012) 014911.
- [5] K. Dusling, R. Venugopalan, Phys. Rev. D87 (2013) 094034.
- [6] N. Borghini, P. M. Dinh, J.-Y. Ollitrault, Phys. Rev. C63 (2001) 054906.
- [7] S. A. Voloshin, A. M. Poskanzer, A. Tang, G. Wang, Phys. Lett. B659 (2008) 537.
- [8] A. Bilandzic, Nucl.Phys.A904-905 2013 (2013) 515c.
- [9] S. Chatrchyan, et al., arXiv: 1310.8651 [nucl-ex] (2013).
- [10] G. Aad, et al., Phys.Lett. B725 (2013) 60.
- [11] S. Chatrchyan, et al., Phys.Lett. B724 (2013) 213.
- [12] G. Aad, et al., arXiv: 1305.2942 [hep-ex](2013).
- [13] L. Adamczyk, et al., Phys.Rev. C88 (2013) 014904.
- [14] K. Aamodt, et al., Phys.Rev.Lett. 107 (2011) 032301.
- [15] R. S. Bhalerao, M. Luzum, J.-Y. Ollitrault, Phys.Rev. C84 (2011) 034910.
- [16] F. G. Gardim, F. Grassi, M. Luzum, J.-Y. Ollitrault, Phys. Rev. C85 (2012) 024908.
- [17] H. Niemi, G. Denicol, H. Holopainen, P. Huovinen, Phys.Rev. C87 (2013) 054901.
- [18] W. Broniowski, P. Bożek, M. Rybczyński, Phys. Rev. C76 (2007) 054905.

- [19] R. S. Bhalerao, J.-Y. Ollitrault, Phys.Lett. B641 (2006) 260.
- [20] B. Alver, et al., Phys. Rev. C77 (2008) 014906.
- [21] M. Rybczynski, G. Stefanek, W. Broniowski, P. Bozek, arXiv:1310.5475 [nucl-th] (2013).
- [22] P. Bożek, W. Broniowski, Phys. Rev. C88 (2013) 014903.
- [23] A. Białas, M. Bleszyński, W. Czyż, Nucl. Phys. B111 (1976) 461.
- [24] B. Schenke, P. Tribedy, R. Venugopalan, Phys.Rev. C86 (2012) 034908.
- [25] A. Bzdak, B. Schenke, P. Tribedy, R. Venugopalan, Phys. Rev. C87 (2013) 064906.