

# PHASE RETRIEVAL FROM LOW-RATE SAMPLES

VOLKER POHL, FANNY YANG, AND HOLGER BOCHE

ABSTRACT. Recently, it has been conjectured that for an  $N$ -dimensional complex signal space,  $4N - 4$  generic measurement vectors are sufficient for exact phaseless recovery. In this paper we propose a deterministic sampling scheme which does not only allow recovery of  $N$ -dimensional signals using  $4N - 4$  measurements only, but also provides perfect recovery guarantees for infinite dimensional spaces with a minimal sampling rate of four times Nyquist rate. Moreover we can prove that the finite dimensional case can be efficiently and exactly solved via SDP and a fast straight forward analytic procedure. Finally we observe that our deterministic  $4N - 4$  measurement vectors yield a similar noise performance compared to  $6N$  random measurement vectors as suggested in previous works.

## 1. INTRODUCTION

An object can be characterized by measuring its effect on the amplitude and phase of an electromagnetic wave. For very short wavelengths however, though it is easy to measure the intensity, phase information is usually hard to obtain. Consequently the reconstruction of signals from intensity measurements alone (also known as *phase retrieval*) is a very important problem in various fields of science and engineering, including X-ray crystallography [24], electron microscopy, astronomical imaging [14], diffraction imaging, X-ray tomography but also in speech processing, radar [17], signal theory [15] or quantum tomography [16], to mention just a few.

The main problem in phase retrieval arises from the fact that generally the amplitude and phase of a signal are independent. In order to overcome this problem, one may for example use prior knowledge about the signal to reconstruct the signal even without any phase measurements [15, 25]. Another method to compensate for the missing phase information is the design of several different measurements of the same object under slightly different conditions. This is a fairly popular and widely-used method in optics and implemented in very different ways, for example, by a distorted-object approach [28], by aperture-plane modulations [13, 31], or by recording several fractional Fourier transforms [17] of the signal. However, for a long time there was no systematic approach to design the different measurements such that exact signal recovery could be guaranteed.

Recently some remarkable contributions have been made in this discussion, stimulated mainly by [2]. In this work, it was shown that in an  $N$ -dimensional complex vector space,  $4N - 2$  intensity measurements are sufficient for phaseless signal recovery. Analytic frame-theoretic approaches in [1, 2] also yielded constructive results, which however require the number of measurements to grow proportionally with the square of the space dimension. Ideas of sparse signal representation and convex optimization allow for fewer (random) measurements of the order  $\mathcal{O}(N \log N)$  (see [6, 9, 23]). Recently it has been

---

2000 *Mathematics Subject Classification.* Primary 30D10, 42C15, 94A20.

conjectured [3] that  $4N - 4$  generic intensity measurements are necessary and sufficient for signal recovery and a special choice of measurement vectors was provided in [5].

Note that all of the above previous results address finite dimensional signal spaces. It is a natural question how the corresponding necessary and sufficient conditions change in the infinite dimensional setting. What is the minimal sampling rate with respect to the Nyquist rate, which guarantees perfect signal recovery and how can we design an appropriated sampling system to achieve this rate? It was shown in [27] that for real valued bandlimited signals, simply measuring magnitude samples taken at twice the Nyquist rate is sufficient. However, the approach in this paper can not be extended to complex valued signals. Moreover, results for finite dimensional spaces indicate that oversampling alone may not be sufficient, since the particular choice of measurement vectors in [1, 2, 6] was the key to enabling signal recovery. A first attempt on complex valued  $\mathcal{L}^2$ -signals with finite support was made in [29]. There recovery was guaranteed given specific amplitude measurements taken at four times the Nyquist rate. It provides a reconstruction algorithm which incorporates ideas from finite dimensional spaces in [1] and was inspired by the structured illuminations frequently used in optics [6, 13, 28, 31].

The present work proposes measurement setups for both finite and infinite dimensional complex signal spaces using a low sampling rate. The first part of the paper briefly recaptures our work presented at the SampTA in Bremen and deals with phase retrieval in infinite dimensional signal spaces. The suggested recovery procedure involves a two step procedure: Firstly the signal is modulated by a bank of specific functions. Then the intensity of the modulated signals is uniformly sampled in the Fourier domain. This step yields finite blocks of intensity samples after which a finite dimensional algorithm from [1] is used to recover the complex signal samples up to a constant phase. In the second step, by ensuring an overlap between subsequent blocks, the unimodular factors in all blocks are matched and well-known interpolation theorems and the inverse Fourier transform are used to recover the time domain signal. Therewith we are able to reconstruct infinite dimensional signals from samples taken at four times the Nyquist rate, which asymptotically coincides with the conjectured number of necessary sampling points in the finite dimensional case [1, 3].

In the second part, we directly use our measurement design for the infinite dimensional case to construct a set of  $4N - 4$  measurement vectors for recovery in the  $N$ -dimensional Euclidean space  $\mathbb{C}^N$ . This set guarantees signal recovery for almost all signals in  $\mathbb{C}^N$ . Moreover, we show that the special structure admits the use of a simple convex optimization program for recovery. Finally, we provide some numerical simulations which illustrate the performance of the recovery in the presence of noise. They are then compared to the choice of random measurement vectors as in [9].

## 2. SAMPLING IN PALEY-WIENER SPACES

Let  $\mathbb{S} \subseteq \mathbb{R}$  be an arbitrary subset of the real axis  $\mathbb{R}$ . For  $1 \leq p \leq \infty$  we write  $\mathcal{L}^p(\mathbb{S})$  for the usual Lebesgue space on  $\mathbb{S}$ . In particular,  $\mathcal{L}^2(\mathbb{S})$  is the Hilbert space of square integrable functions on  $\mathbb{S}$ . Vectors in the  $N$ -dimensional complex Euclidean space  $\mathbb{C}^N$  are denoted by  $\mathbf{x} = (x[1], x[2], \dots, x[N])^T$ . The inner product in  $\mathcal{L}^2(\mathbb{S})$  and  $\mathbb{C}^N$  is defined by

$$\langle x, y \rangle_{\mathcal{L}^2(\mathbb{S})} = \int_{\mathbb{S}} \overline{x(\theta)} y(\theta) d\theta \quad \text{and} \quad \langle \mathbf{x}, \mathbf{y} \rangle_{\mathbb{C}^N} = \sum_{n=1}^{N-1} \overline{x[n]} y[n] = \mathbf{x}^* \mathbf{y}$$

respectively, where the bar denotes the complex conjugate.

Let  $T > 0$  be a real number. Throughout this paper  $\mathbb{T} = [-T/2, T/2]$  stands for the closed interval of length  $T$ , and  $\mathcal{PW}_{T/2}$  denotes the *Paley-Wiener space* of entire functions of exponential type  $T/2$  whose restriction to  $\mathbb{R}$  belongs to  $\mathcal{L}^2(\mathbb{R})$ . The norm in  $\mathcal{PW}_{T/2}$  is equal to the norm in  $\mathcal{L}^2(\mathbb{R})$ . The Paley-Wiener theorem states that to every  $\hat{x} \in \mathcal{PW}_{T/2}$  there is an  $x \in \mathcal{L}^2(\mathbb{T})$  such that

$$(1) \quad \hat{x}(z) = (\mathcal{F}x)(z) = \int_{\mathbb{T}} x(t) e^{itz} dt \quad \text{for all } z \in \mathbb{C},$$

and vice versa. In the first part of the paper, our signal space will be  $\mathcal{L}^2(\mathbb{T})$ , i.e. we consider signals of finite energy which are supported on the finite interval  $\mathbb{T}$ . These are natural assumptions for signals in reality. In the following we will call  $x$  the signal in the *time domain* and  $\hat{x}$  the signal in the *Fourier domain*, since the restriction of (1) to the real axis is the usual Fourier transform of  $x$ .

A sequence  $\Lambda = \{\lambda_n\}_{n \in \mathbb{Z}}$  of complex numbers is said to be *complete interpolating* for  $\mathcal{PW}_{T/2}$  if and only if the functions  $\{\phi_n(t) := e^{-i\lambda_n t}\}_{n \in \mathbb{Z}}$  form a Riesz basis for  $\mathcal{L}^2(\mathbb{T})$  [30]. Let  $x \in \mathcal{L}^2(\mathbb{T})$  be arbitrary. Then (1) shows that

$$\hat{x}(\lambda_n) = \langle \phi_n, x \rangle_{\mathcal{L}^2(\mathbb{T})} \quad \text{for all } n \in \mathbb{Z}.$$

Since  $\{\phi_n\}_{n \in \mathbb{Z}}$  is a Riesz basis for  $\mathcal{L}^2(\mathbb{T})$  the signal  $x$  can be reconstructed from the samples  $\hat{x}(\Lambda) = \{\hat{x}(\lambda_n)\}_{n \in \mathbb{Z}}$  by

$$(2) \quad x(t) = \sum_{n \in \mathbb{Z}} \langle \phi_n, x \rangle \psi_n(t) = \sum_{n \in \mathbb{Z}} \hat{x}(\lambda_n) \psi_n(t),$$

where  $\{\psi_n\}_{n \in \mathbb{Z}}$  is the unique dual Riesz basis of  $\{\phi_n\}_{n \in \mathbb{Z}}$  [11]. It is well-known that in the Fourier domain

$$\hat{\psi}_n(z) = \frac{S(z)}{S'(\lambda_n)(z - \lambda_n)} \quad \text{with} \quad S(z) = z^{\delta_\Lambda} \lim_{R \rightarrow \infty} \prod_{\substack{|\lambda_n| < R \\ \lambda_n \neq 0}} \left(1 - \frac{z}{\lambda_n}\right)$$

with  $\delta_\Lambda = 1$  if  $0 \in \Lambda$  and  $\delta_\Lambda = 0$  otherwise. The *generating function*  $S$  is an entire function of exponential type  $T/2$ , and the infinite product converges uniformly on compact subsets of  $\mathbb{C}$  if  $\Lambda$  is a complete interpolating sequence (see [20]).

**Example 1.** The well known Shannon sampling series is obtained for regular sampling with  $\lambda_n = n \frac{2\pi}{T}$ ,  $n \in \mathbb{Z}$ . Then  $S(z) = \sin(\frac{T}{2}z)$  and

$$\hat{\psi}_n(z) = \text{sinc}\left(\frac{T}{2}\left[z - n \frac{2\pi}{T}\right]\right) \quad \text{with} \quad \text{sinc}(z) := \sin(z)/z.$$

Therewith, one obtains the reconstruction formula  $x(t) = \sum_{n \in \mathbb{Z}} \hat{x}(\lambda_n) e^{-in \frac{2\pi}{T}t} \chi_{\mathbb{T}}(t)$  in the time domain, where  $\chi_{\mathbb{T}}(t)$  denotes the indicator function on  $\mathbb{T}$ .

### 3. MEASUREMENT METHODOLOGY

The sampling scheme discussed in this paper is based on a measurement scheme which is often used in optical applications [6, 18, 22, 31] (see sketch in Fig. 1). Thereby the object of interest is illuminated by a coherent light or x-ray source. Then the diffraction pattern  $x(t)$ , produced by the object, is modulated with different masks  $p_m(t)$  such that a diffraction pattern  $y_m(t) = x(t)p_m(t)$  is obtained. The variable  $t$  stands here for the one or two dimensional spatial coordinate and the transmittance functions  $p_m(t)$  of the masks are assumed to be selected by the user. The subsequent lens transforms

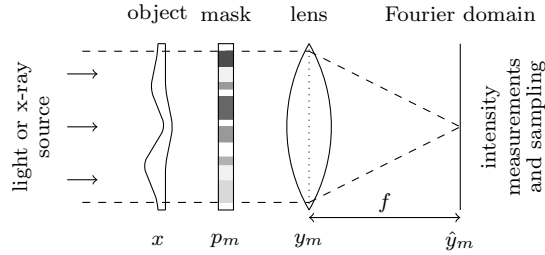


FIGURE 1. Typical setup in several imaging applications using masks for structured illuminations.

the pattern  $y_m(t)$  into the Fourier domain:  $\hat{y}(\omega) = (\mathcal{F}y)(\omega)$ . There the intensity of  $\hat{y}$  is measured at distinct frequencies  $\omega_n = n\beta$ ,  $n \in \mathbb{Z}$  with frequency spacing  $\beta$ . This gives the intensity measurements  $c_{m,n} = |\hat{y}_m(n\beta)|^2$  with  $n \in \mathbb{Z}$  and  $m = 1, \dots, M$ , where  $M$  denotes the number of different masks.

The same measurement setup is sketched in a more schematic way in Fig. 2. It is assumed that  $x \in \mathcal{L}^2(\mathbb{T})$  is the signal of interest. This signal  $x$  is multiplied with  $M$  known modulating functions  $p_m \in \mathcal{L}^2(\mathbb{T})$ . This way one obtains a collection of  $M$  representations (or illuminations)  $y_m$  of  $x$ . Afterwards, the squared modulus of the Fourier spectra  $\hat{y}_m$  are measured and uniformly sampled with frequency spacing  $\beta$ .

For concreteness, the modulating functions  $p_m \in \mathcal{L}^2(\mathbb{T})$  are assumed to have the following general form

$$(3) \quad p_m(t) := \sum_{k=1}^K \overline{\alpha_{m,k}} e^{i\lambda_k t}, \quad t \in \mathbb{T},$$

where  $\lambda_k$  and  $\alpha_{m,k}$  are complex coefficients. The intensity samples in the  $m$ th branch of Fig. 2 are then given by

$$(4) \quad c_{m,n} = |\hat{y}_m(n\beta)|^2 = \left| \sum_{k=1}^K \overline{\alpha_{m,k}} \hat{x}(n\beta + \lambda_k) \right|^2 = |\langle \boldsymbol{\alpha}_m, \hat{\mathbf{x}}_n \rangle|^2, \quad \begin{array}{l} m = 1, \dots, M \\ n \in \mathbb{Z} \end{array}$$

with the length  $K$  vectors

$$\boldsymbol{\alpha}_m := \begin{pmatrix} \alpha_{m,1} \\ \vdots \\ \alpha_{m,K} \end{pmatrix} \quad \text{and} \quad \hat{\mathbf{x}}_n := \begin{pmatrix} \hat{x}(n\beta + \lambda_1) \\ \vdots \\ \hat{x}(n\beta + \lambda_K) \end{pmatrix}.$$

In the next two subsections we provide a particular way to choose the coefficient vectors  $\boldsymbol{\alpha}_m$  and the interpolation points  $\{\lambda_{n,k} := n\beta + \lambda_k\}_{n \in \mathbb{Z}, k=1, \dots, K}$ , respectively. Then it will be shown in Section 4 that with these particular modulation functions (3) almost every signal  $x \in \mathcal{L}^2(\mathbb{T})$  can be reconstructed from samples (4).

**3.1. Choice of the amplitude coefficients  $\alpha_{m,k}$ .** As mentioned above, the reconstruction algorithm consists of a two step procedure. In the first step one exploits that for every fixed  $n \in \mathbb{Z}$  the relation (4) is a phase retrieval problem in  $\mathbb{C}^K$ . We will solve this finite dimensional problem for  $\hat{\mathbf{x}}_n$  using a result from [1]. There it was shown that if the family  $\mathcal{A} = \{\boldsymbol{\alpha}_1, \dots, \boldsymbol{\alpha}_M\}$  of  $\mathbb{C}^K$ -vectors either constitutes a 2-uniform  $M/K$ -tight frame which contains  $M = K^2$  vectors, or  $\mathcal{A}$  is a union of  $K + 1$  mutually unbiased

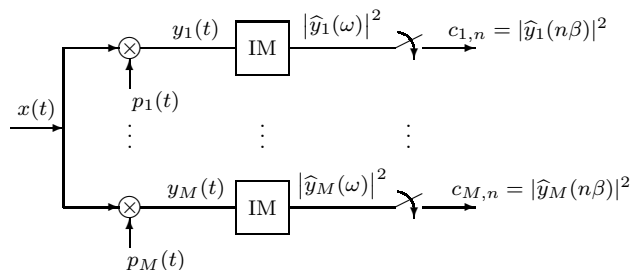


FIGURE 2. Schematic measurement setup: The unknown signal  $x$  is modulated with  $M$  different function  $p_m(t)$ . Subsequently, the intensities of the resulting signals  $y_m(t)$  are measured (IM) and uniformly sampled in the frequency domain.

bases in  $\mathbb{C}^K$ , then every  $\hat{\mathbf{x}}_n \in \mathbb{C}^K$  can be reconstructed up to a constant phase from the magnitude of the inner products (4). For simplicity, we only discuss the first case here, namely the situation where  $\mathcal{A}$  forms a 2-uniform  $M/K$ -tight frame with  $M = K^2$  vectors. Consequently, we fix  $M = K^2$  subsequently.

**Condition A.** A sampling system as in Fig. 2 is said to satisfy Condition A if the coefficients  $\alpha_{m,k}$  in (3) are such that the set  $\mathcal{A} = \{\alpha_1, \dots, \alpha_K\}$  constitutes a 2-uniform  $M/K$ -tight frame for  $\mathbb{C}^K$  and  $M = K^2$ .

Then reconstruction of  $\hat{\mathbf{x}}_n$  from the measurements (4) will later be based on the following result due to [19], which we have taken from [1].

**Theorem 3.1** ([1],[19]). *Let  $\{\alpha_1, \dots, \alpha_M\}$  be a uniform  $M/K$ -tight frame in  $\mathbb{C}^K$  with  $M = K^2$ . Then for every hermitian rank-one matrix  $\mathbf{Q}_x = \mathbf{x}\mathbf{x}^*$*

$$(5) \quad \mathbf{Q}_x = \frac{K+1}{K} \sum_{m=1}^M |\langle \mathbf{x}, \alpha_m \rangle|^2 \left( \alpha_m \alpha_m^* - \frac{1}{K+1} \mathbf{I}_K \right)$$

where  $\mathbf{I}_K$  stands for the  $K \times K$  identity matrix.

**Example 2.** For  $K = 2$  a valid choice for  $\mathcal{A} = \{\alpha_1, \dots, \alpha_4\}$  which satisfies Condition A reads [1]

$$(6) \quad \alpha_1 = \begin{pmatrix} a \\ b \end{pmatrix}, \quad \alpha_2 = \begin{pmatrix} b \\ a \end{pmatrix}, \quad \alpha_3 = \begin{pmatrix} a \\ -b \end{pmatrix}, \quad \alpha_4 = \begin{pmatrix} -b \\ a \end{pmatrix}$$

with the constants

$$(7) \quad a = \sqrt{\frac{1}{2} \left( 1 - \frac{1}{\sqrt{3}} \right)} \quad \text{and} \quad b = e^{i5\pi/4} \sqrt{\frac{1}{2} \left( 1 + \frac{1}{\sqrt{3}} \right)}.$$

**3.2. Choice of the interpolation points.** After all vectors  $\{\hat{\mathbf{x}}_n\}_{n \in \mathbb{Z}}$  are recovered, the signal  $\hat{x}$  is known at the points  $\{n\beta + \lambda_k : n \in \mathbb{Z}, k = 1, \dots, K\}$ . The next step is to find conditions on  $\{\lambda_k\}$  and  $\beta$  which allow unique interpolation of  $\hat{x}$  given these samples. Let  $\{\lambda_k\}_{k=1}^K$  be ordered increasingly by their real parts. For each  $n \in \mathbb{Z}$ , the vector  $\hat{\mathbf{x}}_n$  contains the values of  $\hat{x}$  at  $K$  distinct interpolation points in the complex plane

$$(8) \quad \lambda_n^s := \{\lambda_{n,k}^s\}_{k=1}^K \quad \text{with} \quad \lambda_{n,k}^s = n\beta + \lambda_k, \quad n \in \mathbb{Z}.$$

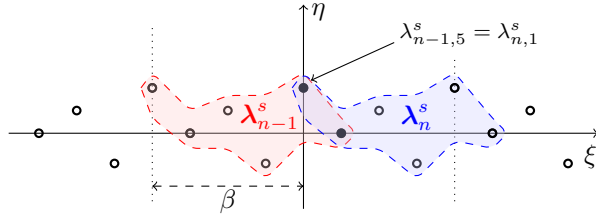


FIGURE 3. Interpolation points in the complex plane for  $K = 6$  in (3) and an overlap  $s = 2$ .

Therein, the parameter  $s \in \mathbb{N}$  denotes the number of overlapping points of consecutive sets (8) (cf. also Fig.3). More precisely, we require for every  $n \in \mathbb{Z}$  that

$$(9) \quad \lambda_{n,i}^s = \lambda_{n-1,K-i+1}^s \quad \text{for all } i = 1, \dots, s.$$

In the following  $\Lambda_{O,n}^s = \lambda_n^s \cap \lambda_{n+1}^s$  is the set of overlapping interpolation points between  $\lambda_n^s$  and  $\lambda_{n+1}^s$ , and we define the overall interpolation sequence

$$\Lambda^s := \bigcup_{n \in \mathbb{Z}} \lambda_n^s.$$

In general we allow for  $s \geq 1$ , but we will see that  $s = 1$  is generally sufficient for reconstruction.

As explained in Sec. 2,  $x \in \mathcal{L}^2(\mathbb{T})$  can be perfectly reconstructed by (2) if  $\Lambda^a$  is complete interpolating for  $\mathcal{PW}_{T/2}$ . This gives a second condition on our sampling system:

**Condition B.** A sampling system as in Fig. 2 is said to satisfy Condition B if the coefficients  $\{\lambda_k\}_{k=1}^K$  in (3) are such that  $\Lambda^s$  is complete interpolating for  $\mathcal{PW}_{T/2}$  and satisfies (9) for a certain  $1 \leq s < K$ .

In general it is hard to characterize sets which fulfill this condition. One famous example is the set of zeros of a sine-type function of type  $\tilde{T}/2 \geq T/2$  which is  $\beta$ -periodic (see, e.g., [20, 30]). Such sine-type functions are entire functions  $f$  of exponential type  $\tilde{T}/2$  with simple and isolated zeros and for which there exist positive constants  $A, B, H$  such that

$$A e^{\frac{\tilde{T}}{2}|\eta|} \leq |f(\xi + i\eta)| \leq B e^{\frac{\tilde{T}}{2}|\eta|}, \quad \text{for } |\eta| \geq H.$$

Note that  $\sin(\frac{\tilde{T}}{2}z)$  is a trivial example for a sine-type function (cf. Example 1). Moreover, shifting the zeros of one sine-type function arbitrarily in their imaginary parts yields the zero set of another sine-type function [21]. The complete interpolating property is also preserved under small shifts in the real part (see Katsnelson's theorem, e.g. in [20]).

#### 4. PHASELESS SIGNAL RECOVERY IN INFINITE DIMENSIONS

We assume a sampling scheme as described in Section 3 which satisfies Condition A and B. For this setup, we show that almost every  $x \in \mathcal{L}^2(\mathbb{T})$  (up to a set of first category<sup>1</sup>) can be reconstructed from the samples (4). The proof of this result provides an explicit algorithm for perfect signal recovery.

<sup>1</sup>A set  $\mathcal{G}$  in a metric space is called nowhere dense if its closure contains no nonempty open ball. Any countable union of nowhere dense sets is called a *set of first category* [26].

**Theorem 4.1.** *Let  $x \in \mathcal{L}^2(\mathbb{T})$  be sampled according to the scheme in Section 3 which satisfies Condition A and B, and let  $\mathbf{c} = \{c_{m,n}\}_{n \in \mathbb{Z}}^{m=1, \dots, M}$  be the sampling sequence in (4). If the set  $\hat{x}(\Lambda_{O,n}^s)$  contains at least one non-zero element for each  $n \in \mathbb{Z}$ , then  $x$  can be perfectly reconstructed from  $\mathbf{c}$  up to a constant phase.*

*Proof.* Since the sampling system satisfies Condition B,  $\Lambda^s$  is complete interpolating for  $\mathcal{PW}_{T/2}$ . Therefore the signal  $x$  can be reconstructed from the vectors  $\{\hat{\mathbf{x}}_n\}_{n \in \mathbb{Z}}$  using (2). It remains to show that  $\{\hat{\mathbf{x}}_n\}_{n \in \mathbb{Z}}$  can be determined from  $\mathbf{c}$ .

Let  $n \in \mathbb{Z}$  be arbitrary. Since the sampling system satisfies Condition A, we can use (5) to obtain the rank-1 matrix  $\mathbf{Q}_n := \hat{\mathbf{x}}_n \hat{\mathbf{x}}_n^*$  from the measurements  $\{c_{m,n}\}_{m=1}^M$ . Then  $\hat{\mathbf{x}}_n \in \mathbb{C}^K$  is obtained by factorizing<sup>2</sup>  $\mathbf{Q}_n$ . However, such a factorization is only unique up to a constant phase factor. Therefore, one actually obtains  $\hat{\mathbf{x}}_n e^{i\phi_n}$  with an unknown unitary factor  $e^{i\phi_n}$ .

Without loss of generality, but for concreteness, we assume that the overlap between consecutive vectors  $\hat{\mathbf{x}}_n$  and  $\hat{\mathbf{x}}_{n+1}$  is such that  $\hat{x}_n[K] = \hat{x}_{n+1}[1]$  for every  $n \in \mathbb{Z}$ . Now we start the recovery of the sequence  $\{\hat{\mathbf{x}}_n\}_{n \in \mathbb{Z}}$  at a certain  $n \in \mathbb{Z}$  and set the constant phase of  $\hat{\mathbf{x}}_n$  arbitrarily to  $\theta_0 \in [-\pi, \pi]$ . In the next step, we determine  $\hat{\mathbf{x}}_{n+1} e^{i\phi_{n+1}}$  by factorizing  $\mathbf{Q}_{n+1}$ . The unknown phase  $\phi_{n+1}$  is determined using that  $\hat{x}_n[K] = \hat{x}_{n+1}[1] e^{i\phi_{n+1}}$  such that the unknown phase becomes

$$\phi_{n+1} = \arg(\hat{x}_n[K]) - \arg(\hat{x}_{n+1}[1]).$$

By the assumption of the theorem the signal  $\hat{x}$  is non-zero at the overlapping points such that the propagation of the constant phase can be ensured. Thus, we can completely determine  $\hat{\mathbf{x}}_{n+1}$  and successively all vectors  $\hat{\mathbf{x}}_{n+2}, \hat{\mathbf{x}}_{n+3}, \dots$  and in a similar way also  $\hat{\mathbf{x}}_{n-1}, \hat{\mathbf{x}}_{n-2}, \dots$ . Hence we obtain  $\hat{x}(\Lambda^s) e^{i\theta_0}$ . The arbitrary setting of the phase of the initial vector  $\hat{\mathbf{x}}_n$  yields a constant phase shift  $\theta_0$  for all  $\hat{\mathbf{x}}_n$  which persists after the reconstruction of the time signal as in (2).  $\square$

Theorem 4.1 states that  $x \in \mathcal{L}^2(\mathbb{T})$  can only be reconstructed if  $\hat{x} \in \mathcal{PW}_{T/2}$  has at most  $s - 1$  zeros on the overlapping interpolation sets  $\Lambda_{O,n}^s$ . However, this restriction is not too limiting because it is not hard to see that the subset of all  $x \in \mathcal{L}^2(\mathbb{T})$  which does not satisfy this condition is of first category.

**Lemma 4.2.** *The set  $\mathcal{G}$  of all  $\hat{x} \in \mathcal{PW}_{T/2}$  for which the reconstruction procedure of Theorem 4.1 fails is of first category.*

*Proof.* Let  $\Lambda^s = \{\lambda_n\}_{n \in \mathbb{Z}}$  be a set of interpolation points as applied in the sampling scheme of Theorem 4.1. For any  $n \in \mathbb{Z}$  we define the set

$$\mathcal{G}_n := \{\hat{x} \in \mathcal{PW}_{T/2} : \hat{x}(\lambda_n) = 0\}.$$

Fix  $n \in \mathbb{Z}$  and let  $\hat{y} \in \mathcal{PW}_{T/2}$  be arbitrary but  $\hat{y} \notin \mathcal{G}_n$  and write  $\lambda_n$  as  $\lambda_n = \xi_n + i\eta_n$ . Then for every arbitrary  $\hat{x} \in \mathcal{G}_n$ , it follows from the Theorem of Plancherel-Pólya (cf. [20, Chapter 20.1]) that

$$|\hat{y}(\xi + i\eta_n) - \hat{x}(\xi + i\eta_n)| \leq C \|\hat{y} - \hat{x}\|_{\mathcal{PW}_{T/2}}, \quad \text{for all } \xi \in \mathbb{R}$$

where the constant  $C$  depends only on  $T$  and  $\eta_n$  but not on  $\hat{x}$  and  $\hat{y}$ . For  $\xi = \xi_n$  it follows in particular that  $\|\hat{y} - \hat{x}\|_{\mathcal{PW}_{T/2}} \geq \frac{1}{C} |\hat{y}(\lambda_n)| > 0$ . This shows that around every  $\hat{y} \in \mathcal{PW}_{T/2}$  with  $\hat{y} \notin \mathcal{G}_n$  there exists an open ball which contains no element of  $\mathcal{G}_n$ .

<sup>2</sup>This may be achieved as  $\hat{\mathbf{x}}_n = \sqrt{\gamma_1} \mathbf{u}_1$  where  $\mathbf{u}_1$  is the eigenvector of  $\mathbf{Q}_n$  which corresponds to the largest eigenvalue  $\gamma_1$  of  $\mathbf{Q}_n$

Thus  $\mathcal{G}_n$  is nowhere dense in  $\mathcal{PW}_{T/2}$ . Since  $\mathcal{G} \subset \bigcup_{n \in \mathbb{Z}} \mathcal{G}_n$  and because the right hand side is the countable union of nowhere dense sets,  $\mathcal{G}$  is of first category.  $\square$

The previous lemma shows that the restriction on the signal space in Theorem 4.1 is fairly mild. However, it was discussed in [29] that by an additional preprocessing step it can be ensured that the set  $\mathcal{G}$  of all  $\hat{x} \in \mathcal{PW}_{T/2}$  for which the reconstruction procedure of Theorem 4.1 fails is actually empty. For the design of this preprocessing procedure only an upper bound on the signal norm is required.

**4.1. Sampling Rate.** To configure the sampling system in Fig.2, one has to fix  $K$ ,  $M$ ,  $s$  and  $\beta$ . The degree  $K \geq 2$  of the modulating functions (3) can be chosen arbitrarily. Then  $M = K^2$  is fixed to ensure that the sampling system may satisfy Condition A. The number of overlapping points  $s$ , however, can be chosen arbitrarily in the range  $1 \leq s \leq K - 1$ . Finally, the sampling period  $\beta$  has to be chosen such that the sampling system satisfies Condition B and in particular that  $\Lambda^s$  is complete interpolating for  $\mathcal{PW}_{T/2}$ . As discussed before, one possible choice could be the zeros of the function  $\sin(\frac{\tilde{T}}{2}z)$  with  $\tilde{T} > T$ . Then  $\delta := \lambda_k - \lambda_{k-1} = 2\pi/\tilde{T}$  such that  $\beta = (K - s)\delta$ , and the total sampling rate becomes

$$R(s, K, \tilde{T}) = \frac{M}{\beta} = \frac{K^2}{(K - s)\delta} = \frac{K^2}{K - s} \frac{\tilde{T}}{2\pi} = \frac{K^2}{K - s} \frac{\tilde{T}}{T} R_{\text{Ny}}.$$

Here  $R_{\text{Ny}} := T/(2\pi)$  stands for the Nyquist rate which is determined by the length  $T$  of the signal support. It is apparent that  $R(s, K, \tilde{T})$  grows asymptotically proportional with  $K$  and increases with the overlap  $s$ . On the other side,  $R(s, K, \tilde{T})$  is bounded below by

$$\inf_{\substack{1 \leq s < K, \\ K \geq 1, \tilde{T} > T}} R(s, K, \tilde{T}) = \inf_{\tilde{T} > T} R(1, 2, \tilde{T}) = 4R_{\text{Ny}}.$$

Since  $\tilde{T}/T$  can be made arbitrarily close to 1, Theorem 4.1 shows that one can sample at a rate which is almost as small as  $4R_{\text{Ny}}$  while still ensuring perfect reconstruction.

## 5. PHASE RETRIEVAL IN FINITE DIMENSIONS

As discussed in Section 4.1, it is possible to find a sampling system as in Fig. 2 such that every signal  $x \in L^2(\mathbb{T})$  can be recovered from its intensity samples taken at an overall rate in the frequency domain of four times the Nyquist rate. This observation corresponds surprisingly well to the findings for finite dimensional spaces [2, 3]. In particular [3] presented a conjecture, which states that in an  $N$ -dimensional complex vector space  $L = 4N - 4$  amplitude measurements are necessary and sufficient to recover every  $\mathbf{x} \in \mathbb{C}^N$ . In this section, we use the approach presented in the previous sections to construct  $4N - 4$  measurement vectors in an  $N$ -dimensional complex vector space which guarantee signal recovery from amplitude measurements for almost all signals  $\mathbf{x} \in \mathbb{C}^N$  (up to a set of first category).

**5.1. Notations and Measurement Methodology.** Before presenting the main results, we first introduce some notation for finite dimensional spaces. In the following,  $\partial\mathcal{D} = \{z \in \mathbb{C} : |z| = 1\}$  stands for the unit circle in the complex plane, and we assume



that our signals belong to  $\mathbb{C}^N$ . The *discrete Fourier transform (DFT)* of an  $\mathbf{x} \in \mathbb{C}^N$  is given by

$$\hat{\mathbf{x}}[\omega] = (\mathcal{F}\mathbf{x})[\omega] = \frac{1}{\sqrt{N}} \sum_{t=1}^N x[t] e^{-i\frac{2\pi}{N}\omega t}, \quad \omega = 1, 2, \dots, N.$$

Clearly, the DFT can also be written as a matrix-vector multiplication  $\hat{\mathbf{x}} = \mathbf{F}\mathbf{x}$  where  $\mathbf{F}$  is the unitary  $N \times N$  DFT-matrix. The Hilbert space of all  $N \times N$  hermitian matrices  $\mathbb{C}^{N \times N}$  equipped with the *Hilbert-Schmidt* inner product  $\langle \mathbf{X}, \mathbf{Y} \rangle := \text{Tr}(\mathbf{X}^* \mathbf{Y})$  will be denoted by  $\mathcal{H}_N$ . Matrices will be indicated by uppercase bold letters, and for a certain matrix  $\mathbf{X}$  we write  $[\mathbf{X}]_{m,n}$  to refer to its entry in the  $m$ th row and  $n$ th column.

Let  $V = \{\mathbf{v}_l\}_{l=1}^L$  be a collection of vectors in  $\mathbb{C}^N$ . We consider the measurement mapping  $\mathcal{A}_V : \mathbb{C}^N \rightarrow \mathbb{R}^L$  defined by

$$(10) \quad \mathcal{A}_V : \mathbf{x} \mapsto \{|\langle \mathbf{v}_l, \mathbf{x} \rangle|^2\}_{l=1}^L.$$

Assume that  $\mathbf{x} \in \mathbb{C}^N$  is arbitrary and assume that  $\mathbf{c} \in \mathbb{R}^L$  is the vector which contains the known intensity measurements

$$\mathbf{c}[l] = |\langle \mathbf{v}_l, \mathbf{x} \rangle|^2, \quad l = 1, \dots, L.$$

Then the phase retrieval problem is to find  $\mathbf{x} \in \mathbb{C}^N$  subject to  $\mathcal{A}_V(\mathbf{x}) = \mathbf{c}$ . As noted before, if  $\mathbf{x}$  is a solution to the phase retrieval problem then also  $\mathbf{y} = c\mathbf{x}$  with  $c \in \partial\mathcal{D}$  is a solution. For this reason, one considers the measurement process as a mapping  $\mathcal{A}_V : \mathbb{C}^N / \partial\mathcal{D} \rightarrow \mathbb{R}^L$ , where  $\mathbb{C}^N / \partial\mathcal{D}$  stands for the quotient space of  $\mathbb{C}^N$  modulo  $\partial\mathcal{D}$ . This means that two vectors  $\mathbf{x}, \mathbf{y} \in \mathbb{C}^N$  are identified if there exists a scalar  $c \in \partial\mathcal{D}$  such that  $\mathbf{y} = c\mathbf{x}$ .

The quadratic measurements (10) of the vector  $\mathbf{x} \in \mathbb{C}^N$  can also be interpreted as linear measurements of the positive definite rank-one matrix  $\mathbf{X} = \mathbf{x}\mathbf{x}^*$ . Indeed, since

$$|\langle \mathbf{v}_l, \mathbf{x} \rangle|^2 = \text{Tr}(\mathbf{v}_l^* \mathbf{x}\mathbf{x}^* \mathbf{v}_l) = \text{Tr}(\mathbf{V}_l^* \mathbf{X}) = \langle \mathbf{V}_l, \mathbf{X} \rangle$$

with rank-one matrices  $\mathbf{V}_l = \mathbf{v}_l \mathbf{v}_l^*$ , we can write (10) as a linear mapping  $\mathcal{A}_V : \mathcal{H}_N \rightarrow \mathbb{R}^L$ :

$$(11) \quad \mathcal{A}_V : \mathbf{X} \mapsto \{\langle \mathbf{V}_l^*, \mathbf{X} \rangle\}_{l=1}^L.$$

Therewith, the phase retrieval problem can be formulated as

$$(12) \quad \begin{aligned} &\text{find} && \mathbf{X} \\ &\text{subject to} && \mathcal{A}_V(\mathbf{X}) = \mathbf{c}, \quad \mathbf{X} \succeq 0 \\ &&& \text{rank}(\mathbf{X}) = 1. \end{aligned}$$

Then the solution  $\mathbf{X}$  can be factorized as  $\mathbf{X} = \mathbf{x}\mathbf{x}^*$  to recover the desired signal  $\mathbf{x} \in \mathbb{C}^N$  up to a unitary constant. This reformulation of the problem opens the way to solve the phase retrieval problem via a semidefinite program [6, 8].

Throughout the rest of the paper, we assume that  $\mathbf{x} \in \mathbb{C}^N$  is the vector we seek to recover. With this vector we associate the linear subspace of  $\mathcal{H}_N$

$$\mathcal{T} = \{\mathbf{X} = \mathbf{x}\mathbf{y}^* + \mathbf{y}\mathbf{x}^* : \mathbf{y} \in \mathbb{C}^N\},$$

and  $\mathcal{T}^\perp$  will denote the orthogonal complement of  $\mathcal{T}$ . If we want to emphasize that  $\mathcal{T}$  depends on the vector  $\mathbf{x}$ , we will write  $\mathcal{T}_{\mathbf{x}}$ . The orthogonal projection of any  $\mathbf{Y} \in \mathcal{H}_N$  onto  $\mathcal{T}$  and  $\mathcal{T}^\perp$  is denoted by  $\mathbf{Y}_{\mathcal{T}} := \text{P}_{\mathcal{T}}(\mathbf{Y})$  and  $\mathbf{Y}_{\mathcal{T}^\perp} := \text{P}_{\mathcal{T}^\perp}(\mathbf{Y})$ , respectively. Finally,

we notice that the adjoint  $A_V^* : \mathbb{R}^L \rightarrow \mathcal{H}_N$  of the measurement mapping (11) is given by

$$A_V^*(\mathbf{c}) = \sum_{l=1}^L c_l \mathbf{V}_l = \sum_{l=1}^L c_l \mathbf{v}_l \mathbf{v}_l^* .$$

**5.2. Sets of  $4N - 4$  measurement vectors.** If the measurement mapping  $A_V : \mathbb{C}^N / \partial\mathcal{D} \rightarrow \mathbb{R}^L$  is injective, then it will be possible to recover every vector  $\mathbf{x} \in \mathbb{C}^N$  from the intensity measurements  $\{|\langle \mathbf{v}_l, \mathbf{x} \rangle|^2\}_{l=1}^L$  up to a constant phase factor  $c \in \partial\mathcal{D}$ . The interesting question is how we have to design the measurement vectors  $V = \{\mathbf{v}_l\}_{l=1}^L$  such that  $A_V : \mathbb{C}^N / \partial\mathcal{D} \rightarrow \mathbb{R}^L$  is injective and how many of these measurements vectors are needed.

Here, we use the same ideas as in Section 4 to construct two sets  $\Phi$  and  $\Psi$  with  $L = 4N - 4$  measurement vectors such that  $A_V : \mathbb{C}^N / \partial\mathcal{D} \rightarrow \mathbb{R}^L$  is injective for generic  $\mathbf{x} \in \mathbb{C}^N / \partial\mathcal{D}$ . More precisely the set  $\Phi$  and  $\Psi$  will yield a measurement mapping  $\mathcal{A}_\Phi$  and  $\mathcal{A}_\Psi$  which is injective on the dense subspace

$$(13) \quad \begin{aligned} \mathcal{S}_\Phi &= \{\mathbf{x} \in \mathbb{C}^N / \partial\mathcal{D} : x[n] \neq 0 \text{ for all } n = 1, \dots, N-1\} \quad \text{and} \\ \mathcal{S}_\Psi &= \{\mathbf{x} \in \mathbb{C}^N / \partial\mathcal{D} : x[1] \neq 0\} , \end{aligned}$$

respectively. Let  $\{\mathbf{e}_n\}_{n=1}^N$  be the canonical orthonormal basis in  $\mathbb{C}^N$ , i.e.  $\mathbf{e}_n := (0, \dots, 0, 1, 0, \dots, 0)^T$  where the only non-zero entry is at the  $n$ th position. Therewith, we define the following two sets of  $4N - 4$  measurement vectors in  $\mathbb{C}^N$ :

$$(14) \quad \begin{aligned} \varphi_{1,n} &= a \mathbf{e}_n + b \mathbf{e}_{n+1} & \psi_{1,n} &= a \mathbf{e}_1 + b \mathbf{e}_{n+1} \\ \varphi_{2,n} &= b \mathbf{e}_n + a \mathbf{e}_{n+1} & \psi_{2,n} &= b \mathbf{e}_1 + a \mathbf{e}_{n+1} \\ \varphi_{3,n} &= a \mathbf{e}_n - b \mathbf{e}_{n+1} & \psi_{3,n} &= a \mathbf{e}_1 - b \mathbf{e}_{n+1} \\ \varphi_{4,n} &= -b \mathbf{e}_n + a \mathbf{e}_{n+1} & \psi_{4,n} &= -b \mathbf{e}_1 + a \mathbf{e}_{n+1} \end{aligned}$$

for  $n = 1, 2, \dots, N-1$  and where the constants  $a$  and  $b$  are defined in (7).

**Theorem 5.1.** *Let  $\Phi = \{\varphi_{m,n}\}_{n=1, \dots, N-1}^{m=1, \dots, M}$  and  $\Psi = \{\psi_{m,n}\}_{n=1, \dots, N-1}^{m=1, \dots, M}$  be the two sets of measurement vectors  $\varphi_{m,n} \in \mathbb{C}^N$  and  $\psi_{m,n} \in \mathbb{C}^N$  as defined in (14). Then every  $\mathbf{x} \in \mathcal{S}_\Phi$  and every  $\mathbf{x} \in \mathcal{S}_\Psi$  can be recovered from the measurements*

$$\mathcal{A}_\Phi(\mathbf{x}) = \{|\langle \varphi, \mathbf{x} \rangle|^2 : \varphi \in \Phi\} \quad \text{and} \quad \mathcal{A}_\Psi(\mathbf{x}) = \{|\langle \psi, \mathbf{x} \rangle|^2 : \psi \in \Psi\} ,$$

respectively, up to a unitary constant.

*Proof.* We start with the statement for the set  $\Phi$ . Let  $\mathbf{x} \in \mathbb{C}^N$  with  $x[n] \neq 0$  for all  $n = 1, \dots, N-1$  be arbitrary. We have to show that we can recover  $\mathbf{x}$  from the  $4N - 4$  intensity measurements  $\mathcal{A}_\Phi(\mathbf{x})$  up to a unitary factor  $c \in \partial\mathcal{D}$ .

For any fixed  $n = 1, 2, \dots, N-1$ , we consider the four intensity measurements

$$c_{m,n} = |\langle \varphi_{m,n}, \mathbf{x} \rangle|^2 , \quad m = 1, \dots, 4 .$$

Since all but 2 entries of  $\varphi_{m,n}$  are equal to zero, these measurements can be written as

$$c_{m,n} = |\langle \boldsymbol{\alpha}_m, \mathbf{x}_n \rangle_{\mathbb{C}^2}|^2 , \quad m = 1, \dots, 4 .$$

with the  $\mathbb{C}^2$  vectors  $\boldsymbol{\alpha}_m$  given in (6) and

$$(15) \quad \mathbf{x}_n := (x[n], x[n+1])^T , \quad \text{for } n = 1, 2, \dots, N-1 .$$

Recall that the set  $\{\boldsymbol{\alpha}_m\}_{m=1}^4$  is a 2-uniform 2/4-tight frame for  $\mathbb{C}^2$  (see, [2]) and notice that  $x_n[2] = x_{n+1}[1]$ . For any  $n = 1, 2, \dots, N-1$  define the  $2 \times 2$  rank-1 matrix  $\mathbf{Q}_n := \mathbf{x}_n \mathbf{x}_n^*$ . Then it follows from Theorem 3.1 that

$$(16) \quad \mathbf{Q}_n = \frac{3}{2} \sum_{m=1}^4 c_{m,n} [\boldsymbol{\alpha}_m \boldsymbol{\alpha}_m^* - \frac{1}{3} \mathbf{I}_2] .$$

All values on the right hand side of (16) are known so that for any fixed  $n$ , one can directly obtain  $\mathbf{Q}_n$ . Then  $\mathbf{x}_n$  can be determined up to a unitary factor with phase  $\theta_n$  by factorizing  $\mathbf{Q}_n$  which yields  $\mathbf{x}_n e^{i\theta_n}$ .

Now we start the recovery procedure with  $n = 1$ . As described above, we determine  $\mathbf{x}_1 e^{i\theta_1}$  and set  $\theta_1$  arbitrary. Then we continue with  $n = 2$  and determine  $\mathbf{x}_2 e^{i\theta_2}$  up to the unknown phase  $\theta_2$ . However, since  $x_1[2] = x_2[1]$  and  $x_1[2] \neq 0$ , we can determine the unknown phase  $\theta_2$  from the already recovered vector  $\mathbf{x}_1$  by  $\theta_2 = \arg(\mathbf{x}_1[2]) - \arg(\mathbf{x}_2[1])$ . In the same way we continue with  $n = 3, 4, \dots, N-1$ . At step  $n$  we calculate  $\mathbf{x}_n e^{i\theta_n}$  as described above and set  $\theta_n$  by  $\theta_n = \arg(\mathbf{x}_{n-1}[2]) - \arg(\mathbf{x}_n[1])$ . This way, it is possible to determine all vectors  $\mathbf{x}_n$  and consequently  $\{x[n]\}_{n=1}^N$  up to the initial phase factor  $e^{i\theta_1}$ .

The proof of the statement for  $\Psi$  is almost the same. Now, for every  $n = 1, 2, \dots, N-1$  one considers the four intensity measurements  $c_{m,n} = |\langle \boldsymbol{\psi}_{m,n}, \mathbf{x} \rangle|^2$  which can be written as in (15) but where  $\mathbf{x}_n := (x[1], x[n+1])^T$ . As described above, we can recover all  $\mathbf{x}_n e^{i\theta}$ ,  $n = 1, 2, \dots, N-1$  up to the unitary factors  $e^{i\theta}$ . However, now all vectors  $\mathbf{x}_n$  contain  $x[1]$  as their first entry, such that we can choose  $\theta_1$  arbitrarily. Then, as long as  $x[1] \neq 0$ , one can determine all other phases by  $\theta_n = \arg(\mathbf{x}_1[1]) - \arg(\mathbf{x}_n[1])$ .  $\square$

*Remark 1.* The set  $\Phi$  of measurement vectors has the advantage that it provides a very simple implementation using phase plane modulation (cf. Sec. 5.4 below). However, if a signal  $\mathbf{x} = (x[1], \dots, x[N])^T$  contains zeros then the reconstruction procedure with  $\Phi$  does not allow for perfect recovery. Nevertheless, it should be noted that the algorithm does not fail completely in this case. Assume for example that  $\mathbf{x} \in \mathbb{C}^N$  has a zero at position  $1 < m < N$ , then  $\mathbf{x}$  may be written as  $\mathbf{x} = (\mathbf{x}_1^T, 0, \mathbf{x}_2^T)^T$ , where the zero is at the  $m$ th position. Then the previous algorithm will perfectly reconstruct  $\mathbf{x}_1$  up to a unitary constant  $c_1$ . At position  $m$  the phase propagation is disrupted, so that the algorithm proceeds with a new arbitrary phase such that it will perfectly recover  $\mathbf{x}_2$  up to a unitary constant  $c_2$ . So overall, the algorithm will end up with the reconstructed signal  $(c_1 \mathbf{x}_1^T, 0, c_2 \mathbf{x}_2^T)^T$ .

*Remark 2.* If the set of measurement vectors  $\Psi$  is used then signal recovery will fail only if a signal  $\mathbf{x} \in \mathbb{C}^N$  is zero at the first position, i.e. if  $x[1] = 0$ . It is easily seen how the construction of the measurement vectors in  $\Psi$  has to change to obtain a set  $\Psi_{n_0}$  of measurement vectors which have the property that any signal  $\mathbf{x} \in \mathbb{C}^N$  with  $x[n_0] \neq 0$  can be reconstructed from the measurements  $\mathcal{A}_{\Psi_{n_0}}(\mathbf{x})$ . So the limitation on set of signals which can not be reconstructed is very mild, because in practical applications one only has to ensure that the signal does not vanish at one specific point.

**5.3. Signal Recovery via SDP.** The proof of Theorem 5.1 already provides a very fast and efficient recovery algorithm. Nevertheless, due to the propagation of the unknown phase, it might be fairly sensitive against measurement errors. Therefore it seems to be desirable to use optimization techniques for phase retrieval, as promoted in [6, 9] which might be more robust against measurement errors. The phase retrieval problem (12)

can be formulated as a rank minimization problem

$$(17) \quad \begin{aligned} & \text{minimize} && \text{rank}(\mathbf{X}) \\ & \text{subject to} && \mathbf{A}_V(\mathbf{X}) = \mathbf{c}, \quad \mathbf{X} \succeq 0. \end{aligned}$$

Assuming that only one rank 1 solution exists which is the original signal, it is clear that the above rank minimization will yield the same solution as (12), and  $\mathbf{x}$  can be recovered up to a unitary factor by factorizing the solution  $\mathbf{X}$ . However solving (17) is an NP hard problem. Therefore, the following convex relaxation known as PhaseLift [6, 9] has been proposed:

$$(18) \quad \begin{aligned} & \text{minimize} && \text{Tr}(\mathbf{X}) \\ & \text{subject to} && \text{Tr}(\mathbf{V}_i \mathbf{X}) = c[i], \quad i = 1, \dots, L \\ & && \mathbf{X} \succeq 0. \end{aligned}$$

This is a standard semidefinite program for which a variety of efficient solvers have been developed in the recent years. In general however, the two programs (17) and (18) are not equivalent. This is for example the case if the measurement mapping  $\mathbf{A}_V$  satisfies certain conditions [9, 10] which are given in the following lemma.

**Lemma 5.2.** *If the measurement mapping  $\mathbf{A}_V$  satisfies the following two conditions*

- (1) *There exists an  $\mathbf{Y}$  in the range of  $\mathbf{A}_V^*$  such that  $\mathbf{Y}_{\mathcal{T}_x} = 0$  and  $\mathbf{Y}_{\mathcal{T}_x^\perp} \succ 0$ .*
- (2) *The restriction of  $\mathbf{A}_V : \mathcal{H}_N \rightarrow \mathbb{R}^L$  to  $\mathcal{T}_x$  is injective.*

*then  $\mathbf{X} = \mathbf{x}\mathbf{x}^*$  is the unique solution of (18).*

*Remark 3.* It was actually noted in [7, 12] that if  $\mathbf{A}_V$  satisfies these conditions, then the feasible set of (18) reduces to the single point  $\mathbf{X} = \mathbf{x}\mathbf{x}^*$ .  $\mathbf{Y}$  is often called a *dual certificate*.

For the sake of completeness we give a short proof of this lemma which may also be found in [7, 12].

*Proof.* Let  $\mathbf{X}' = \mathbf{X} + \mathbf{H}$  be a matrix in the feasible set of (18). The goal is to show that  $\mathbf{H} = 0$ . By assumption  $\mathbf{H} \in \mathcal{H}_N$  and  $\mathbf{H} \in \mathcal{N}(\mathbf{A}_V)$  and we can write  $\mathbf{H} = \mathbf{H}_{\mathcal{T}} + \mathbf{H}_{\mathcal{T}^\perp}$ . Since  $\mathbf{X}' \succeq 0$ , it follows for all  $\mathbf{y} \in \mathbb{C}^N$  with  $\langle \mathbf{y}, \mathbf{x} \rangle = 0$  that

$$\mathbf{y}^* \mathbf{X}' \mathbf{y} = \mathbf{y}^* (\mathbf{x}\mathbf{x}^* + \mathbf{H}_{\mathcal{T}} + \mathbf{H}_{\mathcal{T}^\perp}) \mathbf{y} = \mathbf{y}^* \mathbf{H}_{\mathcal{T}^\perp} \mathbf{y} \geq 0$$

Since  $\mathbf{Y} \in \mathcal{R}(\mathbf{A}_V^*) = \mathcal{N}(\mathbf{A}_V)^\perp$  and  $\mathbf{Y}_{\mathcal{T}} = 0$  it follows that

$$0 = \langle \mathbf{H}, \mathbf{Y} \rangle = \langle \mathbf{H}_{\mathcal{T}^\perp}, \mathbf{Y}_{\mathcal{T}^\perp} \rangle$$

and since  $\mathbf{Y}_{\mathcal{T}^\perp} \succ 0$  we have  $\mathbf{H}_{\mathcal{T}^\perp} = 0$ . By injectivity of  $\mathbf{A}_V$  on  $\mathcal{T}$  also  $\mathbf{H}_{\mathcal{T}} = 0$  such that  $\mathbf{H} = 0$  and therefore  $\mathbf{X}' = \mathbf{X}$ .  $\square$

Next we are going to show that the measurement mappings associated with the two sets of measurement vectors,  $\Phi = \{\varphi_{m,n}\}$  and  $\Psi = \{\psi_{m,n}\}$  as defined in Theorem 5.1 satisfy the sufficient conditions of Lemma 5.2. These properties will easily follow from the particular construction of the vectors  $\varphi_{m,n}$  and  $\psi_{m,n}$  based on a 2/4-tight uniform frame.

To this end, we restate Theorem 3.1 with the particular frame  $\{\alpha_m\}$  given in Example 2. For this particular case, it states that

$$(19) \quad \mathbf{Q} = \frac{3}{2} \sum_{m=1}^4 \langle \mathbf{A}_m, \mathbf{Q} \rangle [\mathbf{A}_m - \frac{1}{3} \mathbf{I}_2] \quad \text{for all } \mathbf{Q} \in \mathcal{P}_1(\mathbb{C}^2),$$

FIGURE 4. Structure of the matrices  $\Phi_{m,n}$  and  $\Psi_{m,n}$ . The 4 non-zero entries in each matrix are symbolized by “\*”.

with  $\mathbf{A}_m = \boldsymbol{\alpha}_m \boldsymbol{\alpha}_m^*$  and where  $\mathcal{P}_1(\mathbb{C}^2)$  stands for the set of all self-adjoint rank-one projections on  $\mathbb{C}^2$ , i.e. the set of all hermitian rank-one matrices of the form  $\mathbf{Q} = \mathbf{x}\mathbf{x}^*$ . Since  $\text{Tr}(\mathbf{A}_m \mathbf{Q}) = \langle \mathbf{A}_m, \mathbf{Q} \rangle$  is the Hilbert-Schmidt inner product of  $\mathbf{A}_m$  and  $\mathbf{Q}$ , the above relation can be interpreted in the sense that  $\{\mathbf{A}_m\}_{m=1}^4$  forms a frame for  $\mathcal{P}(\mathbb{C}^2)$  with dual frame  $\{\tilde{\mathbf{A}}_m := \mathbf{A}_m - \frac{1}{3}\mathbf{I}_2\}_{m=1}^4$ . Consequently, one also has

$$(20) \quad \mathbf{Q} = \frac{3}{2} \sum_{m=1}^4 \langle \tilde{\mathbf{A}}_m, \mathbf{Q} \rangle \mathbf{A}_m \quad \text{for all } \mathbf{Q} \in \mathcal{P}_1(\mathbb{C}^2).$$

We refer to [2] for more details and for a proof of this statement. With these preparations, we are able to prove that our particular measurement vectors satisfy the conditions of Lemma 5.2. We will first show existence of the specific dual certificate  $\mathbf{Y}$  and later establish injectivity on  $\mathcal{T}_x$ .

**Theorem 5.3.** *Let  $\Phi = \{\varphi_{m,n}\}$  and  $\Psi = \{\psi_{m,n}\}$  be the set of measurement vectors as defined in Theorem 5.1 and let  $\mathbf{A}_\Phi$  and  $\mathbf{A}_\Psi$  be the associated measurement mappings. Then for every  $\mathbf{x} \in \mathbb{C}^N$  there exists a  $\mathbf{Y} \in \mathcal{R}(\mathbf{A}_\Phi^*)$  which satisfies*

$$\mathbf{Y}_{\mathcal{T}_x} = 0 \quad \text{and} \quad \mathbf{Y}_{\mathcal{T}_x^\perp} \succ 0$$

and the same holds for the set  $\Psi$ .

*Proof.* We begin with the proof for  $\Phi$ . Any  $\mathbf{Y} \in \mathcal{R}(\mathbf{A}_\Phi^*)$  is self-adjoint and has the form

$$\mathbf{Y} = \sum_{n=1}^{N-1} \sum_{m=1}^4 \gamma_{m,n} \Phi_{m,n} = \sum_{n=1}^{N-1} \mathbf{B}_n$$

with certain coefficients  $\gamma_{m,n} \in \mathbb{R}$  where  $\mathbf{B}_n = \sum_{m=1}^4 \gamma_{m,n} \Phi_{m,n}$  for every  $n = 1, 2, \dots, N-1$ . The property  $\mathbf{Y}_{\mathcal{T}} = 0$  means that  $\langle \mathbf{Y}, \mathbf{X} \rangle = 0$  for all  $\mathbf{X} \in \mathcal{T}_x$  which is satisfied if and only if  $\mathbf{Y}\mathbf{x} = 0$  and  $\mathbf{x}^*\mathbf{Y} = 0$ .

For a fixed  $n$  consider the matrices  $\Phi_{m,n} = \varphi_{m,n} \varphi_{m,n}^*$ . By the definition of  $\varphi_{m,n}$  all entries of  $\Phi_{m,n}$  are zero apart from the entries at the matrix positions  $(n, n)$ ,  $(n, n+1)$ ,  $(n+1, n)$ ,  $(n+1, n+1)$ . So  $\Phi_{m,n}$  is zero apart from  $2 \times 2$  square block on the diagonal at position  $n$  (cf. Fig.4). Moreover, this  $2 \times 2$  diagonal block is equal to  $\mathbf{A}_m = \boldsymbol{\alpha}_m \boldsymbol{\alpha}_m^*$

with the vectors  $\alpha_m$  defined in (6). Thus we have to find  $\{\gamma_{m,n}\}$  such that

$$\mathbf{x}^* \mathbf{Y} = \sum_{n=1}^{N-1} \mathbf{x}^* \mathbf{B}_n = 0 \quad \text{and} \quad \mathbf{Y} \mathbf{x} = \sum_{n=1}^{N-1} \mathbf{B}_n \mathbf{x} = 0$$

which is satisfied if  $\mathbf{x}^* \mathbf{B}_n = 0$  and  $\mathbf{B}_n \mathbf{x} = 0$  for all  $n = 1, \dots, N-1$ . Because of the special structure of the matrices  $\Phi_{m,n}$ , we have

$$\begin{aligned} \mathbf{x}^* \mathbf{B}_n &= \mathbf{x}^* \sum_{m=1}^4 \gamma_{m,n} \Phi_{m,n} \\ (21) \quad &= (\overline{x[n]}, \overline{x[n+1]}) \sum_{m=1}^4 \gamma_{m,n} \mathbf{A}_m = \mathbf{x}_n^* \sum_{m=1}^4 \gamma_{m,n} \mathbf{A}_m \end{aligned}$$

where we defined  $\mathbf{x}_n := (x[n], x[n+1])^T$ . For every  $n$  we can always find a  $\mathbf{q}_n \in \mathbb{C}^2$  which is orthogonal to  $\mathbf{x}_n$ , and we know from (20) that there exist coefficients  $\gamma_{m,n} = \langle \tilde{\mathbf{A}}_m, \mathbf{Q}_n \rangle$  such that

$$(22) \quad \mathbf{Q}_n := \mathbf{q}_n \mathbf{q}_n^* = \sum_{m=1}^4 \gamma_{m,n} \mathbf{A}_m .$$

By this construction, we have  $\mathbf{x}_n^* \mathbf{Q}_n = \mathbf{Q}_n \mathbf{x}_n = 0$ . Together with (21) and (22) this shows that we found coefficients  $\gamma_{m,n}$  such that  $\mathbf{x}^* \mathbf{B}_n = \mathbf{B}_n \mathbf{x} = 0$  for all  $n = 1, \dots, N-1$  and consequently  $\mathbf{Y}_{\mathcal{T}_x} = 0$ .

The proof for  $\Psi$  is basically the same. The only difference is that the matrices  $\Psi_{m,n} = \psi_{m,n} \psi_{m,n}^*$  have the structure shown on the right hand side of Fig.4, namely all entries of  $\Psi_{m,n}$  are zero apart from the entries at the positions  $(1, 1)$ ,  $(1, n+1)$ ,  $(n+1, 1)$ ,  $(n+1, n)$ . Therefore, equation (21) now reads

$$\mathbf{x}^* \mathbf{B}_n = \mathbf{x}^* \sum_{m=1}^4 \gamma_{m,n} \Psi_{m,n} = \mathbf{x}_n^* \sum_{m=1}^4 \gamma_{m,n} \mathbf{A}_m ,$$

with  $\mathbf{x}_n := (x[1], x[n+1])^T$ . The rest of the proof is exactly the same as above and therefore omitted.  $\square$

Next, we are going to prove that  $\Phi$  and  $\Psi$  also satisfy the injectivity condition of Lemma 5.2. As a preparation we first derive the general structure of the null space of  $\mathbf{A}_\Phi$  and  $\mathbf{A}_\Psi$ .

**Lemma 5.4.** *Let  $\Phi = \{\varphi_{m,n}\}$  and  $\Psi = \{\psi_{m,n}\}$  be the sets of measurement vectors as defined in Theorem 5.1 and let  $\mathbf{A}_\Phi : \mathcal{H}_N \rightarrow \mathbb{R}^L$  and  $\mathbf{A}_\Psi : \mathcal{H}_N \rightarrow \mathbb{R}^L$  be the associated measurement maps. Then the null spaces of  $\mathbf{A}_\Phi$  and  $\mathbf{A}_\Psi$  are given by*

$$\begin{aligned} \mathcal{N}(\mathbf{A}_\Phi) &= \{ \mathbf{X} \in \mathcal{H}_N : [\mathbf{X}]_{n,n} = 0, \quad n = 1, \dots, N \text{ and} \\ &\quad [\mathbf{X}]_{n,n+1} = [\mathbf{X}]_{n+1,n} = 0, \quad n = 1, \dots, N-1 \} \\ \mathcal{N}(\mathbf{A}_\Psi) &= \{ \mathbf{X} \in \mathcal{H}_N : [\mathbf{X}]_{n,n} = [\mathbf{X}]_{1,n} = [\mathbf{X}]_{n,1} = 0, \quad n = 1, \dots, N \} . \end{aligned}$$

*Remark 4.* Thus all matrices  $\mathbf{X} \in \mathcal{N}(\mathbf{A}_\Phi)$  and  $\mathbf{Y} \in \mathcal{N}(\mathbf{A}_\Psi)$  are Hermitian and have the form

$$(23) \quad \mathbf{X} = \begin{pmatrix} 0 & 0 & * & & & * & * \\ 0 & 0 & 0 & * & & & * \\ * & 0 & 0 & 0 & * & & \\ & \ddots & \ddots & \ddots & \ddots & \ddots & \\ & & * & 0 & 0 & 0 & * \\ * & & & * & 0 & 0 & 0 \\ * & * & & & * & 0 & 0 \end{pmatrix} \quad \text{and} \quad \mathbf{Y} = \begin{pmatrix} 0 & 0 & 0 & \dots & 0 \\ 0 & 0 & * & \dots & * \\ 0 & * & 0 & & * \\ \vdots & \vdots & & \ddots & \\ 0 & * & * & * & 0 \end{pmatrix}.$$

*Proof.* We begin with the proof for  $\Phi$ . A matrix  $\mathbf{X} \in \mathcal{H}_N$  belongs to  $\mathcal{N}(\mathbf{A}_\Phi)$  if and only if

$$(24) \quad \langle \Phi_{m,n}, \mathbf{X} \rangle = \text{Tr}(\Phi_{m,n} \mathbf{X}) = 0 \quad \text{for all} \quad \begin{array}{l} m = 1, \dots, 4 \\ n = 1, 2, \dots, N-1 \end{array}.$$

By the particular structure of the matrices  $\Phi_{m,n}$  (cf. Fig.4) we have

$$\langle \Phi_{m,n}, \mathbf{X} \rangle = \text{Tr}(\Phi_{m,n} \mathbf{X}) = \text{Tr}(\mathbf{A}_m \mathbf{X}_n) = \langle \mathbf{A}_m, \mathbf{X}_n \rangle$$

where again  $\mathbf{A}_m = \alpha_m \alpha_m^*$  with  $\alpha_m$  as in (6) and where  $\mathbf{X}_n \in \mathcal{H}_2$  is defined by

$$\mathbf{X}_n := \begin{pmatrix} [\mathbf{X}]_{n,n} & [\mathbf{X}]_{n,n+1} \\ [\mathbf{X}]_{n+1,n} & [\mathbf{X}]_{n+1,n+1} \end{pmatrix}.$$

It follows from (24) that  $\mathbf{X} \in \mathcal{N}(\mathbf{A}_\Phi)$  if and only if for all  $n = 1, \dots, N-1$

$$(25) \quad \text{Tr}(\mathbf{A}_m \mathbf{X}_n) = \langle \mathbf{A}_m, \mathbf{X}_n \rangle = 0 \quad \text{for all} \quad m = 1, \dots, 4.$$

For fix  $n$ , the hermitian  $\mathbf{X}_n$  can always be decomposed into the form  $\mathbf{X}_n = \lambda_1 \mathbf{u}_1 \mathbf{u}_1^* + \lambda_2 \mathbf{u}_2 \mathbf{u}_2^*$  with  $\lambda_1, \lambda_2 \neq 0$ , and it follows from (25) that

$$\langle \mathbf{A}_m, \mathbf{u}_2 \mathbf{u}_2^* \rangle = -\frac{\lambda_1}{\lambda_2} \langle \mathbf{A}_m, \mathbf{u}_1 \mathbf{u}_1^* \rangle \quad \text{for all} \quad m = 1, \dots, 4.$$

Since by (19)  $\{\mathbf{A}_m\}_{m=1}^4$  is a frame for the set of all self-adjoint rank 1 matrices, it follows that  $\mathbf{u}_2 \mathbf{u}_2^* = -(\lambda_1/\lambda_2) \mathbf{u}_1 \mathbf{u}_1^*$  and  $\mathbf{X}_n = 0$ . So  $\mathbf{X} \in \mathcal{N}(\mathbf{A}_\Phi)$  if and only if  $\mathbf{X}_n = 0$  for all  $n = 1, \dots, N-1$  and this implies that  $\mathbf{X}$  has the form (23).

The proof of the second statement follows the same arguments. The only difference is that the matrices  $\mathbf{X}_n$  in the proof above are now given by

$$\mathbf{X}_n := \begin{pmatrix} [\mathbf{X}]_{1,1} & [\mathbf{X}]_{1,n+1} \\ [\mathbf{X}]_{n+1,1} & [\mathbf{X}]_{n+1,n+1} \end{pmatrix}.$$

The rest of the proof is the same as before.  $\square$

Based on this Lemma 5.4, we can now show that our measurement vectors satisfy the second condition of Lemma 5.2. Note beforehand that Theorem 5.1 only shows injectivity of the mappings  $\mathbf{A}_\Phi$  and  $\mathbf{A}_\Psi$  on the subspaces (13). So it is sufficient for us to show that the second condition of Lemma 5.2 is satisfied for all vectors  $\mathbf{x}$  from these subspaces of  $\mathbb{C}^N$ .

**Theorem 5.5.** *Let  $\Phi = \{\varphi_{m,n}\}$  and  $\Psi = \{\psi_{m,n}\}$  be the sets of measurement vectors as defined in Theorem 5.1 with the associated mappings  $\mathbf{A}_\Phi : \mathcal{H}_N \rightarrow \mathbb{R}^L$  and  $\mathbf{A}_\Psi : \mathcal{H}_N \rightarrow \mathbb{R}^L$ , respectively. Then we have:*

1. *The restriction of  $\mathbf{A}_\Phi$  to  $\mathcal{T}_\mathbf{x}$  is injective for all  $\mathbf{x} \in \mathcal{S}_\Phi$ .*
2. *The restriction of  $\mathbf{A}_\Psi$  to  $\mathcal{T}_\mathbf{x}$  is injective for all  $\mathbf{x} \in \mathcal{S}_\Psi$ .*

*Proof.* By definition, every  $\mathbf{X} \in \mathcal{T}_{\mathbf{x}}$  has the form

$$(26) \quad [\mathbf{X}]_{n,m} = x[n] \overline{y[m]} + y[n] \overline{x[m]}.$$

First, we prove the statement for  $\Phi$ . Assume that  $\mathbf{X} \in \mathcal{T}_{\mathbf{x}} \cap \mathcal{N}(A_{\Phi})$ . Since  $\mathbf{X} \in \mathcal{N}(A_{\Phi})$  it follows from Lemma 5.4 that

$$(27) \quad [\mathbf{X}]_{n,n+1} = x[n] \overline{y[n+1]} + y[n] \overline{x[n+1]} = 0 \quad \text{for all } n = 1, \dots, N-1$$

$$(28) \quad [\mathbf{X}]_{n,n} = x[n] \overline{y[n]} + y[n] \overline{x[n]} = 0 \quad \text{for all } n = 1, \dots, N.$$

We are going to show that all entries (26) of  $\mathbf{X}$  are equal to zero. Since  $x[n] \neq 0$  for all  $n$ , condition (27) can be rewritten as

$$(29) \quad \overline{y[n+1]} = -\frac{\overline{x[n+1]}}{x[n]} y[n].$$

Inserting (29) recursively into itself, one obtains

$$(30) \quad x[n] \overline{y[m]} = -\overline{x[m]} y[n] \quad \text{if } n-m \text{ is odd}$$

$$(31) \quad x[n] y[m] = x[m] y[n] \quad \text{if } n-m \text{ is even.}$$

Thus (30) is equivalent to  $[\mathbf{X}]_{n,m} = 0$  if  $n-m$  is odd. In the case that  $n-m$  is even, we insert (31) into (26) to obtain

$$[\mathbf{X}]_{n,m} = x[n] \frac{\overline{x[m]} \overline{y[n]}}{x[n]} + y[n] \overline{x[m]} = \frac{\overline{x[m]}}{x[n]} \left( x[n] \overline{y[n]} + y[n] \overline{x[n]} \right) = 0,$$

where the last equality follows from (28), and we showed that  $\mathbf{X} = 0$ .

Next we prove the statement for  $\Psi$ . Let  $\mathbf{X} \in \mathcal{T}_{\mathbf{x}} \cap \mathcal{N}(A_{\Psi})$  then Lemma 5.4 implies

$$(32) \quad [\mathbf{X}]_{1,n} = x[1] \overline{y[n]} + y[1] \overline{x[n]} = 0 \quad \text{for all } n = 1, \dots, N,$$

and we will show that all entries (26) of  $\mathbf{X}$  are equal to zero. Inserting (32) into (26) one obtains for arbitrary  $n, m$  that

$$\begin{aligned} [\mathbf{X}]_{n,m} &= -x[n] \frac{y[1]}{x[1]} \overline{x[m]} - \frac{\overline{y[1]}}{x[1]} x[n] \overline{x[m]} = -x[n] \overline{x[m]} \left( \frac{y[1]}{x[1]} + \frac{\overline{y[1]}}{x[1]} \right) \\ &= -x[n] \overline{x[m]} \Re\{y[1]/x[1]\}. \end{aligned}$$

Moreover (32) shows also that  $\Re\{x[1] \overline{y[1]}\} = 0$  which implies  $\Re\{y[1]/x[1]\} = 0$ . Consequently  $[\mathbf{X}]_{n,m} = 0$  for all  $n, m$ .  $\square$

**5.4. Realization by Modulations.** The measurement vectors  $\Phi$ , proposed in Theorem 5.1, can be implemented in the setup as shown in Fig. 1 and Fig. 2 by choosing the modulation functions  $p_m$  (i.e. the masks) appropriately. In the  $N$ -dimensional setup, we assume that  $\mathbf{x} \in \mathbb{C}^N$ . Then also the modulation functions  $\mathbf{p}_m$  are  $N$ -dimensional vectors in  $\mathbb{C}^N$ . Now we use  $M = 4$  different masks  $\mathbf{p}_m \in \mathbb{C}^N$  with entries

$$p_m[t] = \sum_{k=1}^2 \overline{\alpha_{m,k}} e^{-i \frac{2\pi}{N} (k-1)t}, \quad t = 1, 2, \dots, N, \quad \text{and } m = 1, \dots, M.$$

and where the coefficient vectors  $\boldsymbol{\alpha}_m = (\alpha_{m,1}, \alpha_{m,2})^T$  are chosen as in (6). Multiplying  $\mathbf{x}$  with  $\mathbf{p}_m$  and taking the DFT, one obtains

$$\hat{y}_m[n] = \overline{\alpha_{m,1}} \hat{x}[n] + \overline{\alpha_{m,2}} \hat{x}[n+1] = \langle \boldsymbol{\varphi}_{m,n}, \hat{\mathbf{x}} \rangle_{\mathbb{C}^N}, \quad n = 1, 2, \dots, N-1$$



for the  $n$ -th frequency measurement in the  $m$ -th branch of the sampling system in Fig. 2. Therewith, the intensity measurements become

$$(33) \quad c_{m,n} = |\hat{y}_m[n]|^2 = \left| \langle \boldsymbol{\varphi}_{m,n}, \hat{\mathbf{x}} \rangle_{\mathbb{C}^N} \right|^2, \quad \begin{array}{l} m = 1, \dots, 4 \\ n = 1, 2, \dots, N-1 \end{array},$$

where  $\boldsymbol{\varphi}_{m,n}$  are exactly the same measurement vectors as given in Theorem 5.1.

Now after recovering  $\hat{\mathbf{x}}$  from the intensity measurements (33) one can obtain the signal  $\mathbf{x} \in \mathbb{C}^N$  either using the algorithm presented in the proof of Theorem 5.1 or the SDP of Section 5.3. Alternatively, we may use that the DFT is a unitary operation on  $\mathbb{C}^N$  such that

$$c_{m,n} = \left| \langle \boldsymbol{\varphi}_{m,n}, \hat{\mathbf{x}} \rangle_{\mathbb{C}^N} \right|^2 = \left| \langle \boldsymbol{\varphi}_{m,n}, \mathbf{F} \mathbf{x} \rangle_{\mathbb{C}^N} \right|^2 = \left| \langle \mathbf{F}^{-1} \boldsymbol{\varphi}_{m,n}, \mathbf{x} \rangle_{\mathbb{C}^N} \right|^2$$

where  $\mathbf{F}^{-1}$  stands for the inverse of the DFT matrix  $\mathbf{F}$ . Then one can directly recover  $\mathbf{x} \in \mathbb{C}^N$  from the measurements (33) using the SDP of Section 5.3 with the measurement vectors  $\{\mathbf{F}^{-1} \boldsymbol{\varphi}_{m,n}\}$ .

**5.5. Numerical Simulations.** In this section we show some performance results of phaseless signal recovery using our specific vectors in Theorem 5.1 in the presence of noise. The simple recovery algorithms were implemented using the common CVX solver [4].

We consider a setting as in Section 5.1 with a certain set  $V = \{\mathbf{v}_l\}_{l=1}^L$  of measurement vectors in  $\mathbb{C}^N$ . The noisy measurements are assumed to follow the model

$$c_l = |\langle \mathbf{x}, \mathbf{v}_l \rangle|^2 + \nu_l, \quad l = 1, \dots, L$$

where  $\nu_l$  is the noise term. This model reflects many practical settings since noise directly effects the measurement at the intensity itself. Every  $\nu_l$  is assumed to be an independent normally distributed random variable with zero mean and variance  $\sigma_\nu^2$ . The real and imaginary parts of the entries of our signals  $\mathbf{x} \in \mathbb{C}^N$  are assumed to be i.i.d. drawn from normal distribution with zero mean and variance  $\sigma_s^2/2$ . The signal-to-noise ratio (SNR) is defined<sup>3</sup> by  $\sigma_s^2/\sigma_\nu^2$ . The length of the signals is set to  $N = 64$  in our experiments.

We recover  $\mathbf{x} \in \mathbb{C}^N$  from the noisy measurements (5.5) by solving the SDP (18) and incorporating the knowledge of the noisy measurements into the side conditions as in [9]

$$(34) \quad \begin{array}{ll} \text{minimize} & \text{Tr}(\mathbf{X}) \\ \text{subject to} & \|\mathbf{A}_V(\mathbf{X}) - \mathbf{c}\|_2 \leq L \sigma_\nu^2, \quad \mathbf{X} \succeq 0. \end{array}$$

Then  $\mathbf{x}$  is estimated by extracting the eigenvector  $\mathbf{u}_1$  associated to the largest eigenvalue  $\lambda_1$  of the solution  $\mathbf{X}$  of (34), i.e.  $\tilde{\mathbf{x}} = \sqrt{\lambda_1} \mathbf{u}_1$ . The normalized mean squared error (MSE) is then calculated as

$$MSE = \min_{c \in \partial \mathcal{D}} \frac{\|\mathbf{x} - c \tilde{\mathbf{x}}\|_2^2}{\|\mathbf{x}\|_2^2}$$

where the minimization over  $c \in \partial \mathcal{D}$  accounts for the unknown phase factor.

In the simulations we compare the robustness of recovery using our  $4N - 4$  measurement vectors proposed in Theorem 5.1 with random measurement vectors used in [9] ( $L = 4N$  and  $L = 6N$ ). The random measurement vectors  $\{\mathbf{v}_l\}_{l=1}^L$  are chosen as i.i.d. white noise vectors [9], normalized to length one. All simulation results are averages

<sup>3</sup>Note that the definition of the SNR is slightly different than in [6,9] to allow for a fairer comparison between sets with different numbers of measurement vectors.

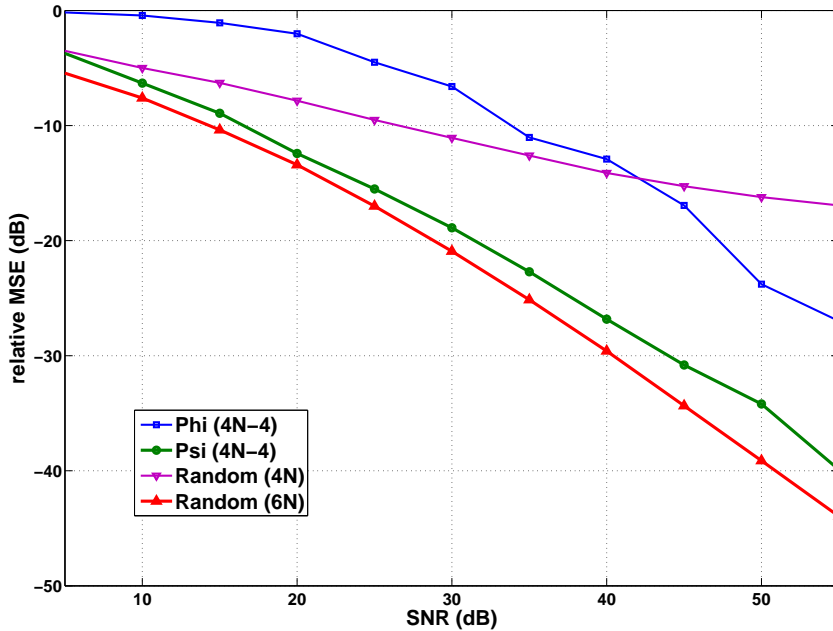


FIGURE 5. Relative MSE versus SNR for the deterministic measurement vectors of Theorem 5.1 with the minimal number  $4N - 4$  of vectors and for random measurement vectors with  $4N$  and  $6N$  vectors. The values are averaged over 50 random signals.

over 50 random signals. In the case of random measurement vectors, we used a different random set of measurement vectors for every signal.

The results of the simulations are shown in Fig. 5. We observe that the SDP (34) is able to recover the signals from  $4N - 4$  measurements taken with the measurement vectors given in Theorem 5.1. As the noise power goes to zero, the MSE approaches zero and one has perfect signal recovery. If  $4N$  random measurement vectors are used, signal recovery cannot be guaranteed. For some signals, phase retrieval fails completely, which causes the error floor at high SNR values in Fig. 5. However, if the number of random measurement vectors is increased to  $6N$  then signal recovery can be ensured with very high probability [9] and the overall performance improves substantially.

In a second experiment, we compared signal recovery based on the direct algorithm as described in the proof of Theorem 5.1 with the signal recovery based on the SDP (34). It is an interesting observation, that the performance of the direct fast phase propagation algorithm without optimization does similarly well in the high-SNR regime as the SDP program. Signal recovery based on SDP gives a slightly better performance than the direct algorithm at low SNR values. We also observed that the SDP solver using our vectors was significantly faster (by a factor of 10) than using random measurement vectors, which could in part be due to the sparsity of the resulting measurement matrices.

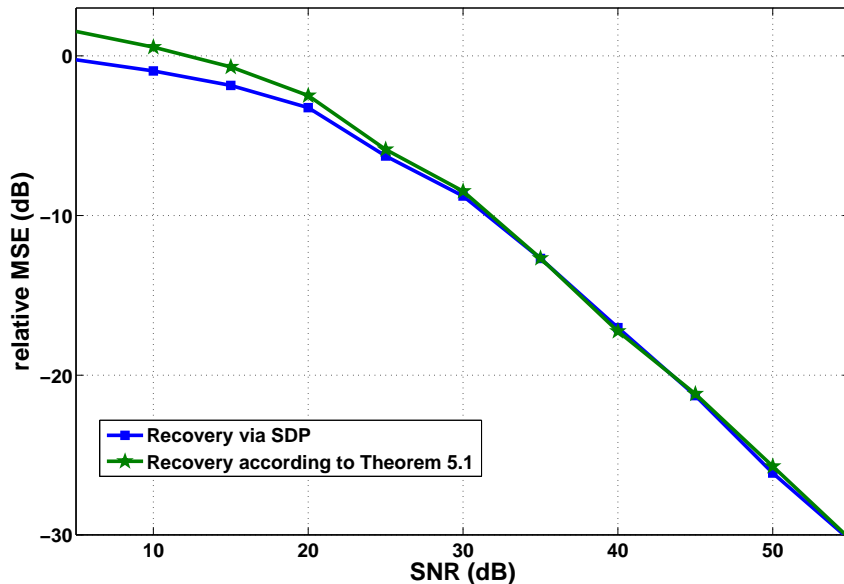


FIGURE 6. Comparison between signal recovery using SDP and signal recovery using the algorithm given in the proof of Theorem 5.1. Both simulations are based on the measurement vectors  $\Phi$  of Theorem 5.1 and the results are averaged over 130 random samples.

## 6. SUMMARY AND OUTLOOK

We have been able to provide a simple measurement scheme which recovers phaseless measurements in infinite and finite dimensional Euclidean spaces up to a set of first category. In the infinite case the required rate is 4 times the Nyquist rate and in the finite case we only need  $4N - 4$  vectors, which is the proposed necessary and sufficient number of measurements to guarantee phaseless signal recovery according to a recent conjecture. Moreover, our simulations suggest a fairly good noise behavior compared to the known “guarantees” for random measurement vectors.

We finally note that the above framework for the infinite dimensional setting can be applied in exactly the same way for bandlimited signals. To this end, one only has to exchange the time and frequency domain. Then the modulators in Fig. 2 have to be replaced by linear filters and the sampling of the magnitudes has to be done in the time domain.

For future works, an extension of the infinite dimensional approach to larger signal spaces is desirable and a more “rigorous” investigation of the stability in the infinite as well as in the finite dimensional case for our measurement scheme is planned.

## REFERENCES

- [1] R. Balan, B. G. Bodmann, P. G. Casazza, and D. Edidin, *Painless reconstruction from magnitudes of frame coefficients*, J. Fourier Anal. Appl. **15** (Aug. 2009), no. 4, 488–501.

- [2] R. Balan, P. G. Casazza, and D. Edidin, *On signal reconstruction without phase*, Appl. Comput. Harmon. Anal. **20** (May 2006), no. 3, 345–356.
- [3] A. S. Bandeira, J. Cahill, D. G. Mixon, and A. A. Nelson, *Fundamental Limits of Phase Retrieval*, Proc. 10th Intern. Conf. on Sampling Theory and Applications (SampTA), July 2013.
- [4] S. R. Becker, E. J. Candès, and M. C. Grant, *Templates for convex cone problems with applications to sparse signal recovery*, Math. Prog. Comp. **3** (Aug. 2011), no. 3, 165–218.
- [5] B. G. Bodmann and N. Hammen, *Stable phase retrieval with low-redundancy frames*, preprint, arXiv:1302.5487 (Feb. 2013).
- [6] E. J. Candès, Y. C. Eldar, T. Strohmer, and V. Voroninski, *Phase retrieval via matrix completion*, SIAM J. Imaging Sci. **6** (2013), no. 1, 199–225.
- [7] E. J. Candès, X. Li, and M. Soltanolkotabi, *Phase Retrieval from Coded Diffraction Patterns*, ArXiv preprint **arXiv:1310.3240** (Nov. 2013).
- [8] E. J. Candès and B. Recht, *Exact Matrix Completion via Convex Optimization*, Found. Comput. Math. **9** (Dec. 2009), no. 6, 717–772.
- [9] E. J. Candès, T. Strohmer, and V. Voroninski, *Phase Lift: Exact and Stable Signal Recovery from Magnitude Measurements via Convex Programming*, Comm. Pure Appl. Math. **66** (Aug. 2013), no. 8, 1241–1274.
- [10] E. J. Candès and T. Tao, *The Power of Convex Relaxation: Near-Optimal Matrix Completion*, IEEE Trans. Inf. Theory **56** (May 2010), no. 5, 2053–2080.
- [11] O. Christensen, *An Introduction to Frames and Riesz Bases*, Birkhäuser, Bosten, 2003.
- [12] L. Demanet and P. Hand, *Stable Optimizationless Recovery from Phaseless Linear Measurements*, ArXiv preprint **arXiv:1208.1803** (Oct. 2013).
- [13] C. Falldorf, M. Agour, C. v. Kopylow, and R. B. Bergmann, *Phase retrieval by means of spatial light modulator in the Fourier domain of an imaging system*, Applied Optics **49** (Apr. 2010), no. 10, 1826–1830.
- [14] J. R. Fienup, J. C. Marron, T. J. Schulz, and J. H. Seldin, *Hubble space telescope characterized by using phase-retrieval algorithms*, Appl. Opt. **32** (1993Apr), no. 10, 1747–1767.
- [15] M. H. Hayes, J. S. Lim, and A. V. Oppenheim, *Signal reconstruction from phase or magnitude*, IEEE Trans. Acoust., Speech, Signal Process. **ASSP-28** (Dec. 1980), no. 6, 672–680.
- [16] T. Heinosaari, L. Mazzarella, and M. M. Wolf, *Quantum Tomography under Prior Information*, Commun. Math. Phys **318** (2013), 355–374.
- [17] P. Jaming, *The phase retrieval problem for the radar ambiguity function and vice versa*, IEEE Intern. Radar Conf., May 2010.
- [18] V. Katkovnik and J. Astola, *Phase retrieval via spatial light modulators phase modulation in 4f optical setup: numerical inverse imaging with sparse regularization for phase and amplitude*, J. Opt. Soc. Amer. A **29** (Jan. 2012), no. 1, 105–116.
- [19] V. Levenshtein, *On designs in compact metric spaces and a universal bound on their size*, Discrete Mathematics **192** (1998), 251–271.
- [20] B. Y. Levin, *Lectures on entire functions*, American Mathematical Society, Providence, RI, 1997.
- [21] B. Y. Levin and I. V. Ostrovskii, *Small perturbations of the set of roots of sine-type functions*, Izv. Akad. Nauk SSSR Ser. Mat **43** (1979), no. 1, 87–110.
- [22] Y. J. Liu, B. Chen, E. R. Li, J. Y. Wang, A. Marcelli, S. W. Wilkins, H. Ming, T. C. Tian, K. A. Nugent, P. P. Zhu, and Z. Y. Wu, *Phase Retrieval in X-Ray Imaging Based on Using Structured Illumination*, Phys. Rev. A **78** (2008), 023817.
- [23] Y. M. Lu and M. Vetterli, *Sparse spectral factorization: unicity and reconstruction algorithms*, Proc. 36th Intern. Conf. on Acoustics, Speech, and Signal Processing (ICASSP), May 2011, pp. 5976–5979.
- [24] R. P. Millane, *Phase retrieval in crystallography and optics*, J. Opt. Soc. Amer. A **7** (Mar. 1990), no. 3, 394–411.
- [25] G. Ross, M. A. Fiddy, M. Nieto-Vesperinas, and M. W. L. Wheeler, *The phase problem in scattering phenomena: The zeros of entire functions and their significance*, Proc. R. Soc. Lond. A **360** (Mar. 1978), no. 1700, 25–45.
- [26] W. Rudin, *Real and Complex Analysis*, 3rd ed., McGraw-Hill, Boston, etc., 1987.
- [27] G. Thakur, *Reconstruction of bandlimited functions from unsigned samples*, J. Fourier Anal. Appl. **17** (Aug. 2011), no. 4, 720–732.
- [28] X. Xiao and Q. Shen, *Wave propagation and phase retrieval in Fresnel diffraction by a distorted-object approach*, Phys. Rev. B **72** (2005), 033103.

- [29] F. Yang, V. Pohl, and H. Boche, *Phase retrieval via structured modulations in Paley-Wiener spaces*, Proc. 10th Intern. Conf. on Sampling Theory and Applications (SampTA), July 2013.
- [30] R. M. Young, *An introduction to nonharmonic fourier series*, Academic Press, New York, 1980.
- [31] F. Zhang, G. Pedrini, and W. Osten, *Phase retrieval of arbitrary complex-valued fields through aperture-plane modulation*, Phys. Rev. A **75** (2007), 043805.

VOLKER POHL, TECHNISCHE UNIVERSITÄT MÜNCHEN, LEHRSTUHL FÜR THEORETISCHE INFORMATIONSTECHNIK, ARCISSTRASSE 21, 80290 MÜNCHEN, GERMANY  
*E-mail address:* `volker.pohl@tum.de`

FANNY YANG, DEPARTMENT OF ELECTRICAL ENGINEERING AND COMPUTER SCIENCE, UNIVERSITY OF CALIFORNIA-BERKELEY, BERKELEY, CA 94720, USA  
*E-mail address:* `fanny-yang@berkeley.edu`

HOLGER BOCHE, TECHNISCHE UNIVERSITÄT MÜNCHEN, LEHRSTUHL FÜR THEORETISCHE INFORMATIONSTECHNIK, ARCISSTRASSE 21, 80290 MÜNCHEN, GERMANY  
*E-mail address:* `boche@tum.de`