

****Volume Title****
*ASP Conference Series, Vol. **Volume Number***
****Author****
 © ****Copyright Year**** *Astronomical Society of the Pacific*

The acceleration of the Universe in the light of supernovae – The key role of the Cerro Tololo Inter-American Observatory

Mario Hamuy¹

¹*Departamento de Astronomía, Universidad de Chile, Santiago, Chile*

Abstract. The discovery of acceleration and dark energy arguably constitutes the most revolutionary discovery in astrophysics in recent years. Cerro Tololo Inter-American Observatory (CTIO) played a key role in this amazing discovery through three systematic supernova surveys organized by staff astronomers: the “Tololo Supernova Program” (1986-2000), the Calán/Tololo Project (1989-1993), and the “High-Z Supernova Search Team” (1994-1998). CTIO’s state of the art instruments also were fundamental in the independent discovery of acceleration by the “Supernova Cosmology Project” (1992-1999). Here I summarize the work on supernovae carried out from CTIO that led to the discovery of acceleration and dark energy and provide a brief historical summary on the use of Type Ia supernovae in cosmology in order to provide context for the CTIO contribution.

1. Introduction

We live in an accelerating Universe due to a mysterious dark energy that comprises 70% of the Universe. While this paradigm is quite familiar to us today, it was virtually unimaginable until a few years. How did we get to this intriguing situation? A fundamental ingredient in this story was the discovery and precise measurement of Type Ia supernovae (SNe) done at CTIO over the last 27 years. In this paper I summarize the work on SNe carried out from CTIO that led to the discovery of acceleration and dark energy (section 2) and provide a brief historical summary on the use of SNe Ia in cosmology in order to provide context for the CTIO contribution (section 3). Finally I present a summary of the key role played by the observatory in this amazing journey, which represents a truly collaborative effort by US and Chilean astronomers that goes back to the very same establishment of CTIO in Chile in the early 1960’s.

2. Supernova Science at CTIO Over Time

2.1. The Tololo Supernova Program

The introduction of CCDs to CTIO nearly coincides with the first systematic investigations on SNe at the observatory. M. Phillips and N. Suntzeff were the first staff astronomers that initiated such studies with the bright and nearby SN 1986G in the galaxy Centaurus A, the first SN ever measured with a CCD. Unprecedented well-sampled *BV* lightcurves and optical spectroscopy revealed high obscuration by dust in SN 1986G and, more generally, the existence of intrinsic differences in the properties of SNe Ia (Phillips et al. 1987). A strong boost to SN science worldwide came one year

later from Las Campanas Observatory with the serendipitous discovery by I. Shelton and O. Duhalde of SN 1987A, the first naked-eye SN since Kepler’s SN in 1604. An intensive photometric and spectroscopic follow-up campaign was organized by CTIO staff astronomers, including M. Hamuy who had just joined CTIO (only two days after Shelton’s discovery). A first summary of this effort was presented in the CTIO 25th anniversary symposium by Elias et al. (1988), which taught us that: (1) contrary to expectations, SN 1987A’s progenitor was a compact blue supergiant star; (2) the late time light curve was powered by the radioactive decay of ^{56}Co into ^{56}Fe ; (3) dust formation took place in the SN ejecta ~ 500 days after explosion, among many other unveiling features. The study of SNe from CTIO gradually took the form of a regular program focused on obtaining detailed digital observations of bright and nearby SNe of all types. Although this project never received a formal name, hereafter I will refer to it as the “Tololo Supernova Program”, led by N. Suntzeff and M. Phillips. Many objects were observed as part of this project in the following years, among which are some emblematic Type Ia SNe: SN 1989B, SN 1990N, SN 1991T, SN 1991bg, and SN 1992A. One of the main results of this effort is the establishment of a correlation between decline rate and peak luminosity for SNe Ia, a.k.a. “Phillips relationship”. Fig. 1 shows a remake of the original figure based on 9 SNe: 6 of the emblematic objects from the “Tololo Supernova Program”, SN 1980N and SN 1981B in Fornax A from the El Roble survey (Hamuy et al. 1991), and one object (SN 1971I) taken from the literature (Deming 1973). This empirical relationship constitutes the basic underlying idea today behind precision cosmology from SNe Ia.

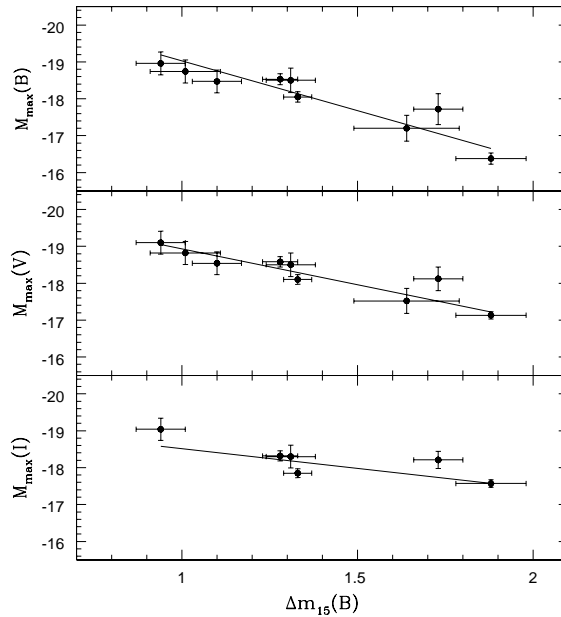


Figure 1. Decline rate-peak luminosity relationship for 9 nearby SNe Ia analyzed by Phillips (1993).

2.2. The Calán/Tololo low- z Project (1989-1993)

Soon after the tenth Santa Cruz summer workshop on SNe, timely organized by S. Woosley in 1989 to discuss the first results on SN 1987A, a new project was born at CTIO: a systematic survey of “faint” Type Ia SNe in the Hubble flow in order to study the usefulness of these objects as distance indicators. The project, initially inspired by the work presented by B. Leibundgut¹ on SNe Ia (Leibundgut 1991) in the just-mentioned workshop, was a collaboration between astronomers from CTIO (M. Hamuy, M. Phillips, N. Suntzeff, R. Schommer, C. Smith, L. Wells) and Cerro Calán of the University of Chile in Santiago (R. Antezana, L. González, P. Lira, J. Maza, M. Wischnjewsky). It consisted in a photographic search for southern SNe using the CTIO Schmidt Camera – a reincarnation of the Cerro El Roble SN photographic search carried out by J. Maza and collaborators between 1979-1984 with the University of Chile’s Makstuvov telescope (Maza et al. 1981) – and a followup program with the 0.9m, 1.5m and 4m CTIO telescopes aimed at getting modern CCD optical photometry and spectroscopy of such objects (Hamuy et al. 1993). The first tests with the Schmidt telescopes began in 1989. The effort paid off and in the following four years the Calán/Tololo project had discovered 50 SNe (25% of all discoveries worldwide), 32 of which proved to be SNe Ia. The main results of the Calán/Tololo project can be summarized as follows:

- The discovery of 32 SNe Ia SNe in the Hubble flow, a world record at the time, and succeeding where other astronomers had previously failed.
- The recording of the most precise light curves ever obtained at that time for 29 SNe Ia, thanks to the recently adopted revolutionary CCD technology in astronomy (Fig. 2; left).

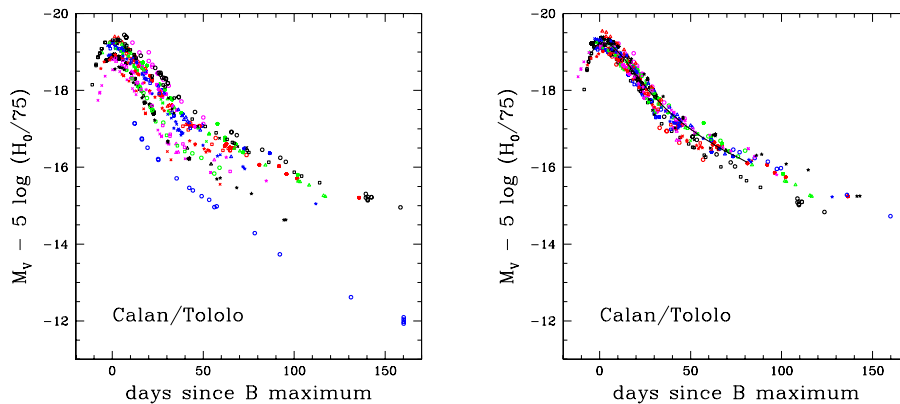


Figure 2. (left) V -band lightcurves for 29 Calán/Tololo SNe Ia. (right) V -band corrected lightcurves for the same sample.

¹at the time a PhD student at the University of Basel under the guidance of G. Tammann.

- The proof that SNe Ia were not perfect standard candles, which can be clearly seen in the photometric diversity shown in Fig. 2 (left), both in terms of peak brightness and light curve width.
- The demonstration that Phillips (1993) relation was qualitatively correct. As Fig. 3 (left) shows it, the Calán/Tololo SN sample confirmed the decline rate-peak luminosity relationship for nearby SNe, but with a shallower slope.

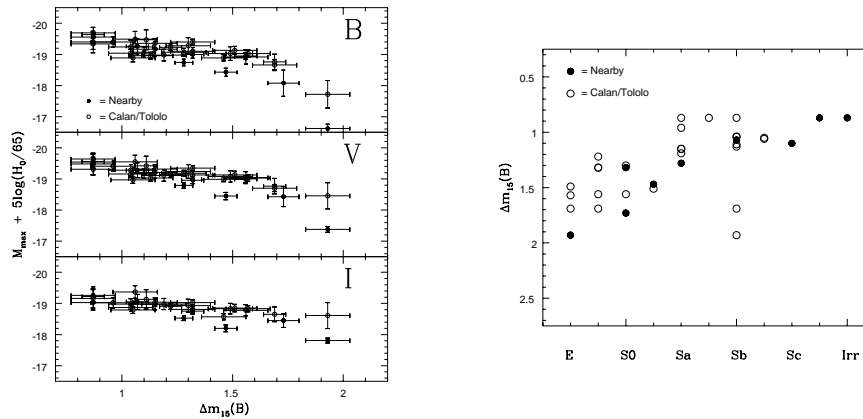


Figure 3. (left) Peak magnitude – Decline rate relationship for the nearby and Calán/Tololo SNe. (right) Decline rate dependence with host galaxy type (from Hamuy et al. 1996a).

- The dependence of SN Ia luminosities with galaxy types. As shown in Fig. 3 (right), early type galaxies preferentially host fast declining SNe Ia (with higher Δm_{15} values), i.e. intrinsically fainter SNe.
- The establishment of a method to correct the SN luminosities for host-galaxy reddening (a.k.a. “Lira law”). The method makes use of the fact that SNe Ia evolve to a common B-V color 30 days after maximum, despite showing remarkable differences at earlier times (see Fig. 4; left).
- The most precise calibration of the SN luminosities at the time. As Fig. 2 (right) shows it, a very uniform photometric standard lightcurve is obtained after applying the Calán/Tololo decline rate-peak luminosity relationship. Note that the corrected V-band peak magnitudes have not been forced to coincide, i.e. the resulting scatter reflects the true dispersion in the corrected luminosities.
- The establishment of key tools to measure distances with a precision $\sim 7\%$, never reached before, as can be seen in the V-band Hubble diagram shown in Fig. 4 (right).

2.3. The high-z Projects – The Discovery of Acceleration

The successful results the Calán/Tololo project began to unfold by 1993, at which time (September 1993) the team submitted a telescope proposal to begin a new SN

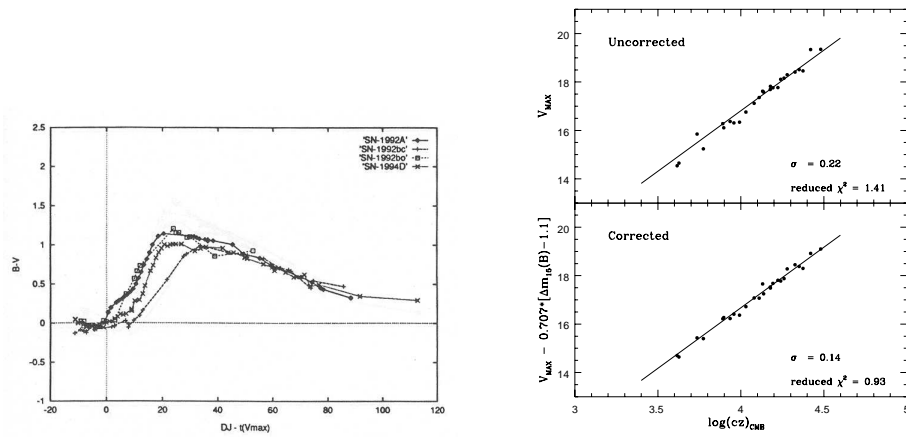


Figure 4. (left) B-V color curves for 4 nearby SNe Ia, showing the “Lira Law” at late times (from Lira 1995). (right) V-band Hubble diagram for the Calán/Tololo SNe Ia. The upper panel shows magnitudes uncorrected for decline rate, while the lower panel is based on corrected magnitudes (from Hamuy et al. 1996b).

search with the Schmidt telescope, but this time using a new instrument: a digital camera equipped with a TEK 2048 CCD. The goal was to “investigate the next stage in the Calán/Tololo survey: a deeper CCD-based survey to $z \sim 0.25$ which will eventually prove useful for estimating q_0 ”. The observations were carried out in early 1994 but the analysis (image subtraction) proved difficult due to the coarse pixel scale of the CCD system and an inaccurate telescope pointing system.

The idea of extending Calán/Tololo to higher redshifts was followed up later that year by N. Suntzeff and B. Schmidt, a recent PhD graduate of Harvard University. A first meeting took place in the CTIO headquarters in La Serena, which led to the establishment of an expanded collaboration for the search of high- z SNe with the CTIO 4m telescope. The original members of the “High-Z Supernova Search Team” (HZT) included Calán/Tololo researchers N. Suntzeff (held responsible for organizing the project), C. Smith, R. Schommer, M. Phillips, M. Hamuy, R. Avilés, and J. Maza, B. Schmidt (who became a few months later director of the project by a vote of the HZT members, while holding a postdoctoral position at Mount Stromlo), A. Riess and R. Kirshner from Harvard, and J. Spyromilio and B. Leibundgut from the European Southern Observatory. A first telescope proposal titled “Pilot Project to Search for Distant Type Ia Supernovae”² was submitted in 1994 September 29, requesting 4 nights during March-April 1995 with the Tek2048 PFCCD with the purpose to search for SNe Ia at $z \sim 0.3-0.5$, using the same observational technique of the Calán/Tololo survey (imaging fields before and after a dark run) to ensure the discovery of young SNe. The efforts promptly paid off with the discovery of SN 1995K at $z=0.48$ (Phillips 1995; Schmidt et al. 1998) thanks to an innovative automated search software developed by the team³ and to the ESO collaborators for getting a SN spectrum clean of host galaxy

²http://en.wikipedia.org/wiki/File:Pages_from_Prop1994.jpg

³Based on a revolutionary image subtraction code previously developed at CTIO by A. Phillips.

light. The discovery of high- z SNe became much more efficient with the deployment in 1997 of the BTC (Big Throughput Camera; a mosaic of four SITE 2048 CCDs) on the 4m telescope, and later on with the upgrade from the PFCCD to the NOAO MOSAIC Camera. The successful survey promptly led to the use of the HST and other ground based telescopes such as the CFHT, Keck, NTT, among many others.

A first high- z Hubble diagram was published by the HZT in 1998 based on four SNe with $z=0.5-1.0$ (Garnavich et al. 1998), leading to the conclusion that “Either the universe is open or flat; if flat, then the cosmological constant makes a considerable contribution”, suggesting that $q_0 < 0$, i.e. that the universe could be accelerating. The confirmation of this bold conclusion would come the same year but this time based on an expanded set of 14 high- z and 34 nearby SNe Ia (Riess et al. 1998a). The resulting Hubble diagram (Figure 5, left) revealed that the high- z SNe appeared $\sim 10-15\%$ more distant than expected for a low-mass density universe, implying that the universe is undergoing an accelerated expansion owing to a positive cosmological constant, i.e. $q_0 < 0$ and $\Omega_\Lambda > 0$ at the 3σ confidence level. The joint confidence intervals for $(\Omega_M, \Omega_\Lambda)$ are reproduced in Figure 5 (right), which clearly show that the data are inconsistent with a $\Omega_\Lambda = 0$ universe.

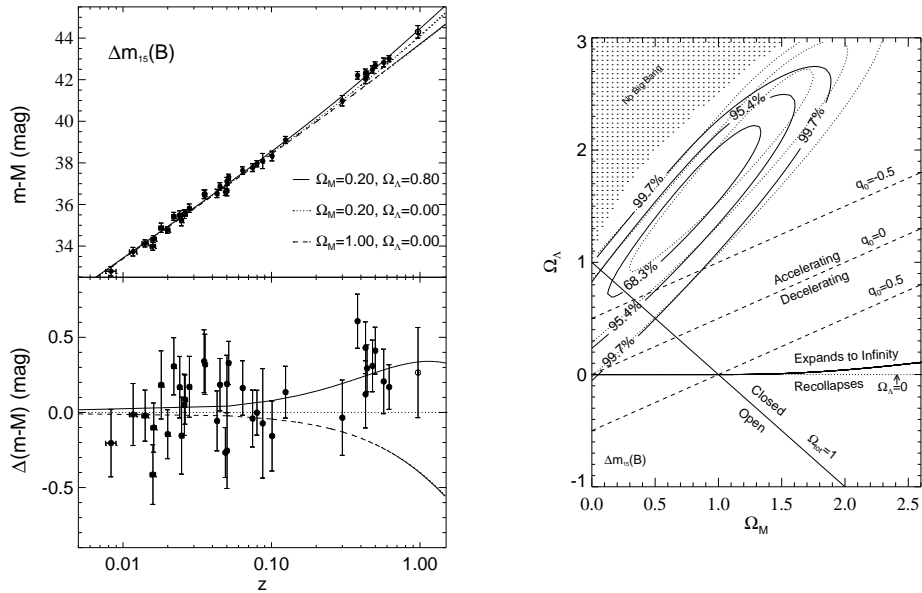


Figure 5. (left) SNe Ia Hubble diagram from the HZT. (right) Joint confidence intervals for $(\Omega_M, \Omega_\Lambda)$ from the HZT (both from Riess et al. 1998a).

This surprising result was initially taken with caution by the scientific community. However, the independent measurement reported in 1998 by a competing team headed by Saul Perlmutter from Lawrence Berkeley Laboratory (LBL) lent significant credibility to this finding. The “Supernova Cosmology Project” (SCP) had begun in 1988 with the purpose to measure q_0 using SNe Ia. After four years of hard work, the first high- z SN was found in 1992 and by 1998 more than 75 SNe Ia at $z=0.18-0.86$ had been discovered and studied by the CSP. The results reported simultaneously with the Riess et al. (1998a) paper but published in 1999 were based on 42 high- z SNe Ia, all discovered with the PFCCD, MOSAIC, and the BTC on the CTIO 4m telescope. The

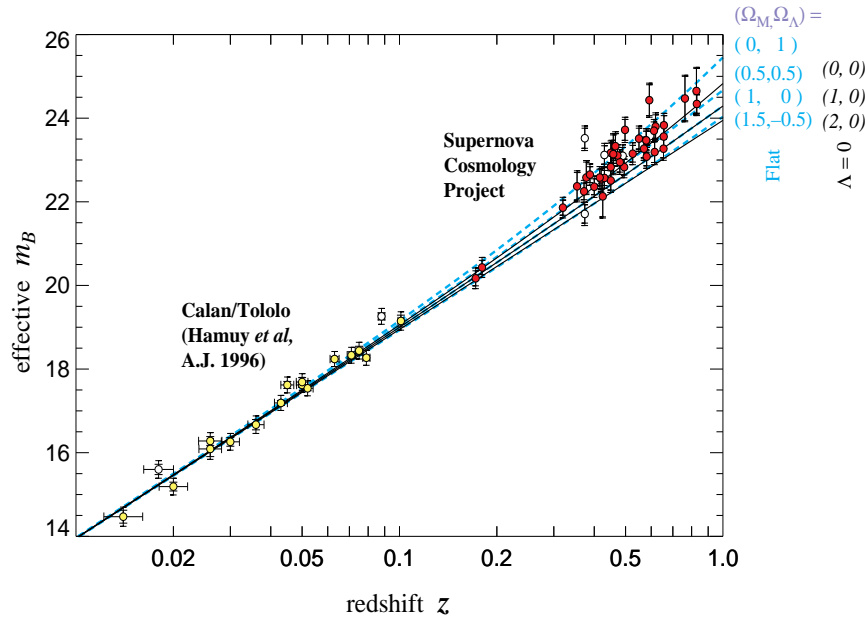


Figure 6. SNe Ia Hubble diagram from the SCP (from Perlmutter et al. 1999).

photometric followup was carried out using the CTIO 4m, WIYN 3.6m, ESO 3.6m, INT 2.5m, WHT 4.2m telescopes, while the classification spectra came from the Keck 10m and ESO 3.6m telescopes. The Hubble diagram for these 42 high- z SNe is shown jointly with a subset of 18 Calán/Tololo low- z SNe in Fig. 6. Again, the high- z SNe appeared too far away, making it necessary to fit the data with a cosmological constant. The confidence regions for $(\Omega_M, \Omega_\Lambda)$ from SCP, reproduced in Fig 7, demonstrated that the data were inconsistent with $\Omega_\Lambda=0$ with a confidence of 99%. Assuming a flat universe ($\Omega_M+\Omega_\Lambda=1$), the cosmological constant turned out to be the dominant energy component of energy with a density $\Omega_\Lambda \sim 70\%$.

The discovery of the accelerating universe was initially attributed to a cosmological constant. However, since other types of energy components, globally known as “dark energy”, could also cause acceleration, a new SN search project was launched in 2002 with the new MOSAIC-II camera (a mosaic of 8 2048 SITE CCDs) on the CTIO 4m Blanco telescope, with the specific purpose to set constraints on the dark energy equation-of-state parameter, $w = P/(\rho c^2)$. The ESSENCE project led by C. Stubbs was a reincarnation of the HZT expanded to new members. Using 60 high- z SNe discovered between 2002-2005, the ESSENCE team reported a value of $w=-1.05 \pm 0.13$, i.e. the dark energy responsible for the acceleration was fully consistent with a cosmological constant ($w=-1$) (Wood-Vasey et al. 2007).

The discovery of the accelerating universe in 1998 meant not only a revolution in astronomy (unveiling 70% of the universe that had remained hitherto unnoticed), but also presented a huge challenge to physics in order to explain the nature of the “dark energy”. Not surprisingly, the Royal Swedish Academy of Sciences decided to award the Nobel Prize in Physics 2011 to S. Perlmutter, B. Schmidt, and A. Riess “for the

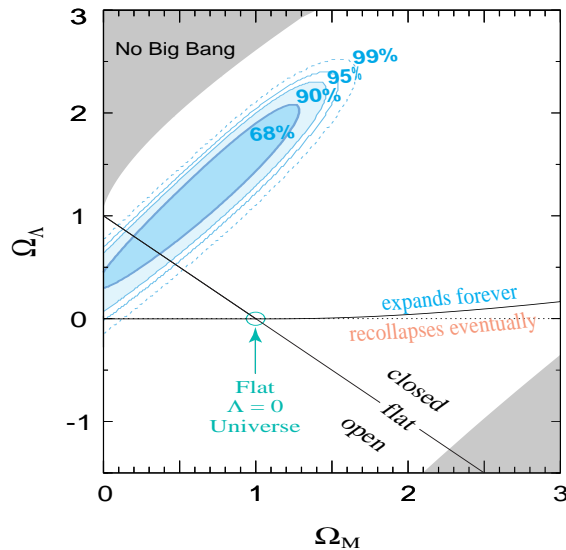


Figure 7. Joint confidence intervals for $(\Omega_M, \Omega_\Lambda)$ from the SCP (from Perlmutter et al. 1999).

discovery of the accelerating expansion of the Universe through observations of distant supernovae”.

3. A brief history on the role of Type Ia Supernovae in Cosmology

The discovery of acceleration through SNe Ia is the pinnacle of a series of scientific efforts, that goes back to the pioneering work of Baade & Zwicky who recognized in 1938 that SNe constituted a new class of very luminous astrophysical objects (Baade 1938; Zwicky 1938). Analyzing a sample of 18 SNe Baade (1938) determined a mean absolute photographic magnitude of $M_{max} = -14.3 \pm 0.42$ ($\sigma=1.1$ mag), thus revealing the high luminosities of the SN class (note that the basic Type I and II subclasses were not recognized until the work by Minkowski 1941). Although the dispersion was high, this study already showed the potential of SNe as distance indicators.

A recalibration of the luminosities of SNe was performed by van den Bergh (1960) who found a mean maximum-light magnitude $M_{pg} = -18.7 \pm 0.3$ ($\sigma=1.1$ mag) for SNe I and $M_{pg} = -16.3 \pm 0.3$ ($\sigma=0.7$ mag) for SNe II. The large difference in absolute magnitude between Baade (1938) and van den Bergh (1960) was due to calibration differences and the fact that no distinction among different SN types had been recognized at the time of Baade’s work. The dispersion was still high for precise distance measurements but, as noted by van den Bergh (1960), the photographic magnitudes had large uncertainties, due to poor photometric calibrations, potential contamination from the SN host galaxies, and poorly sampled light curves.

The first Hubble diagram from SNe Ia was presented by Kowal (1968) based on 16 objects with photographic photometry (before the recognition of the Ia subclass), yielding a dispersion of $\sigma=0.61$ mag, significantly less than the previous studies, and an average $M_{pg} = -18.6 + 5\log(H_0/100)$.

In the early 70s, Pskovskii (1971) detected that, despite their overall similarity, SNe I have differences in the post-maximum rate of decline. Based on an increased data set of SN I lightcurves obtained in the course of the Asiago Supernova Program, Barbon, Ciatti, & Rosino (1973) also noted that it was difficult to fit all SN I photometry with a unique template lightcurve, and admitted the possibility of the existence of two subclasses: “fast” and “slow”. Pskovskii (1977) went a step further, showing a range of a factor of two in the decline rate of SNe I, and a possible dependence of the Type Ia peak magnitudes with decline rate, noting that “the absolute magnitudes of Type I supernovae of junior classes such as I.6 are 0.9 mag brighter, on the average, than those of class I.14 supernovae”. In modern language, Pskovskii (1977) was reporting that slowly declining SNe were brighter than rapidly declining objects.

Contrary to the evidence previously reported, Cadonau, Tammann, & Sandage (1985) analyzed a sample of 22 SNe I to construct a mean lightcurve of SNe Ia, noting that, contrary to the evidence previously reported, “individual SNe I show generally no systematic deviations from the template light curves” and that “the peak luminosity of absorption-free SNe I is also uniform with an intrinsic rms scatter of <0.3 mag.” Leibundgut & Tammann (1990) went a step further and established a Hubble diagram based on 35 SNe Ia, claiming “a luminosity scatter of 0.25 mag or less”.

The controversy about the uniformity of SNe Ia was finally settled by Phillips (1993) based on 9 SNe Ia with modern photometry –mostly from the “Tololo Supernova Program”– which indicated a range of ~ 2 mag in absolute peak magnitude and a factor of ~ 2 in decline rates. A clear correlation emerged between decline rate and peak luminosity, with SN 1991T and SN 1991bg being the extreme bright-slow and faint-fast SNe, respectively, giving the reason to Pskovskii (1977) and Barbon, Ciatti, & Rosino (1973).

A first long-term effort to search for high- z SNe in galaxy clusters was carried out with the 1.5 m Danish telescope at La Silla Observatory between 1986-1988, resulting in the discovery of SN 1998U at $z=0.31$ (Norgaard-Nielsen 1989), thus demonstrating the possibility to extend the study of SNe to cosmologically interesting distances.

The Calán/Tololo (1989-1993) project provided high-quality CCD photometry for 29 SNe Ia in the Hubble flow ($0.01 < z < 0.1$) carefully accounting for light contamination from the SN host galaxy through image subtraction. This dataset confirmed the Phillips’ relationship and allowed the measurement of the expansion rate of the universe accurately for the first time. In fact, the widely accepted value of the Hubble constant ($H_0=72$) by Freedman et al. (2001) is essentially based on the Cepheid calibration with HST of the distances to seven galaxies that were hosts to Type Ia SNe and a SN Ia Hubble diagram established from 26 Calán/Tololo and 10 SNe from the Center of Astrophysics (CfA) program described below. The Calán/Tololo work was one of the key ingredients in the measurement of H_0 and the basis for measuring cosmological acceleration by both the HZT and SCP where the Calán/Tololo lightcurves represented half of the measurements.

Beginning in 1993, a concerted effort was started by astronomers at the CfA to collect modern CCD photometry of SNe Ia, mostly discovered by amateurs. A first paper reporting 22 high-quality SN light curves was presented by Riess et al. (1998b), and later on augmented by 44 SNe Ia (Jha et al. 2006).

In the summit of this endeavour lie the two high- z SN searches, HZT and SCP, both of which pushed technology to the limit in order to discover remote SNe Ia that had exploded even before the formation of the solar system. CTIO telescopes were fun-

damental for both teams to make the discovery of acceleration possible. For a thorough historical account of this discovery and the race between the two rival teams the reader is referred to the “The 4% Universe” book by Panek (2011).

4. Summary

The discovery of acceleration and dark energy arguably constitutes the most revolutionary discovery in astrophysics in recent years. CTIO played a key role in this amazing discovery through three systematic surveys organized by staff astronomers: the “Tololo Supernova Program” (1986-2000), the Calán/Tololo Project (1989-1993), and the “High-Z Supernova Search Team” (1994-1998). CTIO’s state of the art instruments also were fundamental in the independent discovery of acceleration by the “Supernova Cosmology Project” (1992-1999). Then, the ESSENCE (2002-2007) project run from CTIO provided valuable constraints on the properties of dark energy. CTIO remains today as a world-class center at the forefront of SN research through the “Dark Energy Survey” (DES), a five year program (2012-2016) carried with DECam (a mosaic of 62 CCDs) mounted on the Blanco telescope with the purpose to probe the origin of the accelerating universe and help uncover the nature of dark energy.

This story would have ended very differently if not for the visionary efforts of Prof. Federico Rullant, the Director of the Chilean National Observatory, who took the initiative in 1958 to visit Gerard Kuiper, Director of Yerkes Observatory and invite him to witness with his own eyes the advantageous conditions of the Atacama Desert for astronomical exploration. Joint efforts between astronomers from the U.S. and the University of Chile began immediately in the search of a site for a cooperative observatory in Chile. The site survey, under the direction of Dr. Jürgen Stock led to the establishment of the Cerro Tololo Inter-American Observatory in northern Chile in 1962, a very successful story of 50 years of US-Chile collaboration.

Acknowledgments. I am very grateful to the organizing committee of this symposium for inviting me to present this invited talk. I thank the courtesy of the High-Z Supernova Search Team (Riess et al. 1998a) and the Supernova Cosmology Project (Perlmutter et al. 1999) for allowing me to show their figures (reproduced here as Figures 5, 6, and 7). A special thank to Nick Suntzeff for a critical review of this paper, and additional comments by K. Krisciunas and A. Riess. I acknowledge support provided by the Millennium Center for Supernova Science through grant P10-064-F funded by “Programa Iniciativa Científica Milenio del Ministerio de Economía, Fomento y Turismo de Chile”.

References

- Baade, W. 1938, *ApJ*, 88, 285
 Barbon, R., Ciatti, F., & Rosino, L. 1973, *A&A*, 25, 241
 Cadonau, R., Tammann, G. A., & Sandage, A. 1985, in “Supernovae as distance indicators”, Berlin and New York, Springer-Verlag, p 151.
 Deming, D., Rust, B. W., & Olson, E. C. 1973, *PASP*, 85, 321
 Elias, J. H. et al. 1988, *ASP Conference Series*, Volume 1, “Progress and Opportunities in Southern Hemisphere Optical Astronomy”. The CTIO 25th Anniversary Symposium (San Francisco: ASP), ed. by V.M. Blanco and M.M. Phillips, p. 394
 Freedman, W. L. et al. 2001, *ApJ*, 553, 47
 Garnavich, P. M. et al. 1998, *ApJL*, 493, L53

- Hamuy, M. et al. 1991, AJ, 102, 208
Hamuy, M. et al. 1993, AJ, 106, 2392
Hamuy, M. et al. 1996a, AJ, 112, 2391
Hamuy, M. et al. 1996b, AJ, 112, 2398
Jha, S. et al. 2006, AJ, 131, 527
Kowal, C.. 1968, AJ, 73, 1021
Leibundgut, B. 1991, "Supernovae. The Tenth Santa Cruz Workshop in Astronomy and Astrophysics", Springer-Verlag, New York, ed. by S.E. Woosley, p. 751
Tammann, G. A. & Leibundgut, B. 1990, A&A, 236, 9
Lira, P. 1995, MSc thesis, Universidad de Chile
Maza, J. et al. 1981, PASP, 93, 239
Minkowski, R. 1941, PASP, 53, 224
Norgaard-Nielsen, H. U. et al. 1989, Nature, 339, 523
Panek, R. 2011, "The 4% Universe - Dark Matter, Dark Energy, and the Race to Discover the Rest of Reality", Houghton Mifflin Harcourt, (Boston, New York)
Perlmutter, S. et al. 1999, ApJ, 517, 565
Phillips, M. M. et al. 1987, PASP, 99, 592
Phillips, M. M. 1993, ApJ, 413, L105
Phillips, M. M. 1995, IAU Circular 6160
Pskovski, Y. P. 1971, Soviet Astronomy, 14, 798
Pskovski, Y. P. 1977, Soviet Astronomy, 21, 675
Riess, A. G. 1998a, ApJ, 116, 1009
Riess, A. G. 1998b, ApJ, 117, 707
Schmidt, B. P. 1998, ApJ, 507, 46
van den Bergh, 1960, ZA, 49, 201
Wood-Vasey, W. M. 2007, ApJ, 666, 694
Zwicky, F. 1938, PASP, 50, 215