

A HYBRID MODE MODEL OF THE BLAZHKO EFFECT, SHOWN TO ACCURATELY FIT KEPLER DATA FOR RR LYR

Paul H. Bryant

*BioCircuits Institute (formerly Institute for Nonlinear Science),
University of California, San Diego, La Jolla, CA 92093, USA*

pbyrant@ucsd.edu

ABSTRACT

A new hypothesis is presented for the Blazhko effect in RRab stars. A nonlinear model is developed for the first overtone mode, which, if excited to large amplitude, is found to drop strongly in frequency while becoming highly nonsinusoidal. Its frequency is shown to drop sufficiently to become equal that of the fundamental mode. It is proposed that this may lead to phase-locking between the fundamental and the overtone forming a *hybrid mode* at the fundamental frequency. The fundamental mode, excited less strongly than the overtone, remains nearly sinusoidal and constant in frequency. By varying the fundamental's peak amplitude and its phase relative to the overtone, the hybrid mode can produce a variety of forms that match those observed in various parts of the Blazhko cycle. The presence of the fundamental also serves to stabilize the period of the hybrid which is found in real Blazhko data to be extremely stable. It is proposed that the variations in amplitude and phase might result from a nonlinear interaction with a third mode, possibly a nonradial mode at $3/2$ the fundamental frequency. A nonlinear relationship is assumed between the hybrid mode velocity and the observed light curve, which is approximated as a power series. A highly accurate fit of the hybrid model is made to actual Kepler data for RR Lyr using an optimization technique to adjust its parameters and initial conditions.

Subject headings: instabilities — stars: oscillations — stars: variables: RR Lyrae

1. INTRODUCTION

The Blazhko effect was originally discovered in 1907 by Sergei Nicolaevich Blazhko, a Soviet astronomer (Blazhko 1907). Since then a wide variety of explanations have been put forth - recently reviewed by Kolenberg (2012). Of particular relevance to the current work are those which involve a dynamic interaction between two or more vibrational modes of the star, at least one of which is unstable (examples include: Kollath, Molnar and Szabo 2011; Buchler & Kollath 2011; Dziembowski & Mizerski 2004; Van Hoolst, Dziembowski & Kawaler 1998; Moskalik 1986). The

current work is distinct from these in several ways: 1) A nonlinear model is developed based on the actual forces at work (gravity and pressure) which, when driven strongly, is shown to produce a highly nonsinusoidal oscillation whose frequency has dropped dramatically from its small amplitude frequency. 2) It is found that the frequency can drop sufficiently to allow this mode to reach the same frequency as another mode with which it could lock in phase and form a hybrid mode. In particular, it is proposed that the first overtone radial mode can drop in frequency and couple together with the fundamental. 3) Using optimization techniques (see e.g. Press et al. 2007; Quinn, et al. 2009), the output of this hybrid model is shown capable of making a remarkably accurate fit to actual data for the entire Blazhko cycle, using second quarter Kepler data for RR Lyr. Additional accuracy is achieved by adding small contributions from a mode with frequency $3/2$ that of the fundamental, and its possible role in the Blazhko dynamics is discussed. Figure 1 shows the fit of the model to Kepler data for RR Lyr. These results are described in detail below.

It is known that the stellar oscillation period is extremely stable during the Blazhko cycle varying by less than 1% (Kolenberg et al. 2010; Stellingwerf, Nemeč & Moskalik 2013). This provides a strong argument for the hybrid model because the fundamental component remains sinusoidal (or very nearly so) and is thereby able to stabilize the frequency of the combination. The overall amplitude changes are almost entirely due to changes in the peak amplitude and relative phase of the fundamental. The overtone remains essentially constant in amplitude and thereby does not shift in frequency during the Blazhko cycle. If the hybrid was replaced by a single nonsinusoidal mode, the required amplitude changes would likely cause dramatic changes in the period of these oscillations which are not observed. The frequency variations would also make it very difficult to construct an interaction model with a second mode since that mode would have to somehow track the same dramatic frequency shifts in order to stay in phase.

The Blazhko cycle is asymmetric: the appearance of the waveform during the descending portion of the Blazhko cycle differs substantially from the corresponding parts of ascending portion. The hybrid model can account for this because there is a change in the relative phase of the two modes. Without the hybrid, there does not appear to be a simple explanation for the difference. The relative phase is expected to be related to the rate of power transfer between the modes (via nonlinear mode coupling), and as will be shown below this appears to be consistent with amplitude changes of the fundamental providing another check on the validity of the hybrid model.

2. MODEL

The model takes the form of a set of coupled oscillators, one of which is excited to a level where it is highly nonlinear and nonsinusoidal. At very low amplitudes, the vibrational dynamics of a star are known to reduce to a set of independent modes (see e.g. Unno et al. 1989), each of which can be represented as a harmonic oscillator times a function of position that characterizes that mode. In the case of the radial modes, this function depends only on radius (although with nonradial corrections if the star is rotating). In the case of the fundamental, the oscillation is entirely in

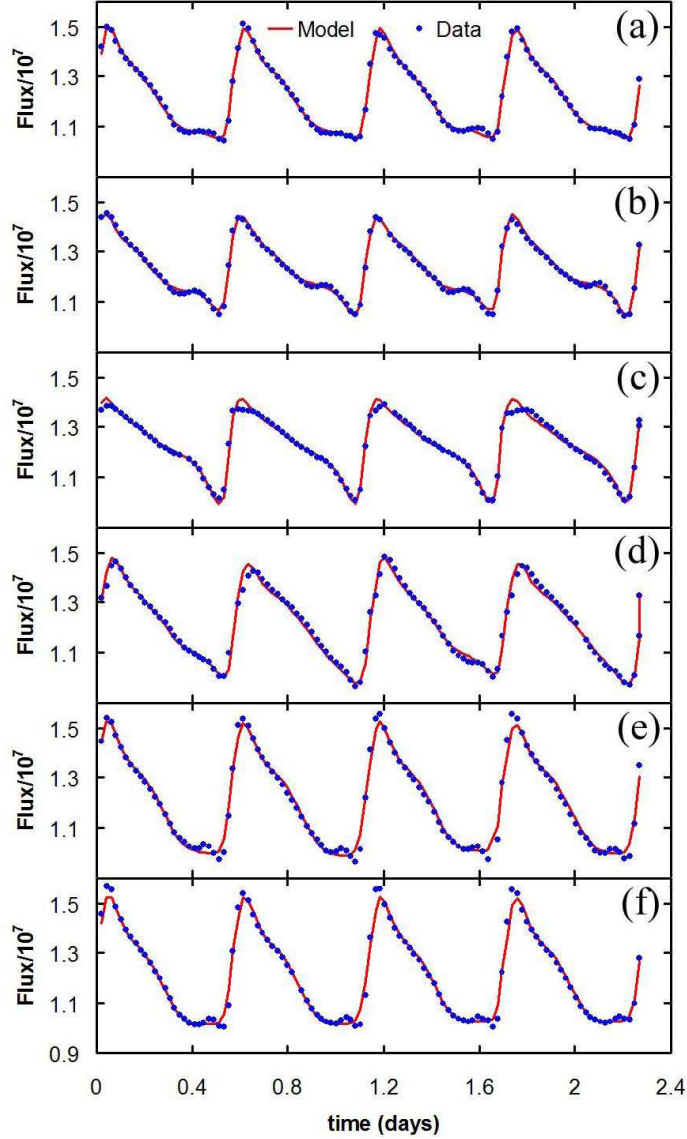


Fig. 1.— Comparison of Kepler data (points) with the model (line), showing a remarkably accurate fit. Data is for RR Lyr, collected in the second quarter of the Kepler project. Results are shown for 4-cycle intervals at 6 different locations in the Blazhko cycle. Relative to the beginning of the second quarter these have the following offsets: (a) 12 cycles, (b) 24 cycles, (c) 36 cycles, (d) 48 cycles, (e) 60 cycles, and (f) 72 cycles. This provides coverage of one Blazhko cycle.

phase, while for the first overtone there is a nodal surface at a certain radius, with a 180 phase shift between the dynamics below and above that surface. The assumption is made that at high levels of excitation this spacial structure is maintained (at least approximately) and the main difference is that the forces governing the dynamics now become nonlinear and may be estimated by a simplified analysis of the system in question. As will be shown, this model exhibits a drop in frequency as the amplitude increases. This drop can be sufficient to reduce the frequency of the overtone all the way down to that of the fundamental, at which point the velocity of the overtone model begins to look similar to observed velocities for RR Lyrae stars (see e.g. For, Preston & Sneden 2011).

The primary forces acting on the dynamics of a star come from gravity and pressure. Dissipation and excitation mechanisms will initially be ignored so that the dynamics will be conservative. Separate models are presented for the fundamental and overtone modes, although the results from fitting the model to Kepler data show that the first overtone is the only mode that is driven strongly into the nonlinear regime, while the fundamental remains very nearly sinusoidal. Although very crude in their derivation, these models are nevertheless good enough to produce dynamics that can achieve a remarkably good fit to real Blazhko data. The models take the form of an ordinary differential equation for a harmonic oscillator, but with the usual linear forcing term replaced with a nonlinear function $f(x)$ that, in a very simplified way, captures the essence of the gravity and pressure forces, i.e. $\dot{x} = v$ and $\dot{v} = f(x)$ where x and v are position and velocity. A simple polytropic model (see e.g. Hansen, Kawaler and Trimble 2004) is used to estimate a typical pressure P , and it is assumed that a typical density is inversely proportional to a characteristic Volume V :

$$P \propto 1/V^{(n+1)/n}, \quad (1)$$

where n is the polytropic index.

For the fundamental it is assumed that there is an effective radius r that represents something like a radial center of mass which has an equilibrium value of R_0 , i.e. this is the value when the gravity and pressure forces are balanced. Let x be the dynamical offset from R_0 , and rescale the problem so that $R_0 = 1$ and therefore $r = 1 + x$. An effective pressure force f_p might be expected to be proportional to a surface area times an effective pressure, with effective area and volume being proportional to r^2 and r^3 respectively. Thus:

$$f_p \propto r^2/(r^3)^{(n+1)/n} = 1/(1+x)^{(n+3)/n} \quad (2)$$

The gravitational force f_g should go like $-1/r^2$, so the combined force f will be of the form:

$$f(x) = A/(1+x)^{(n+3)/n} - B/(1+x)^2 \quad (3)$$

Where A and B are constants. Let ω be the base frequency for the fundamental mode, i.e. the frequency for small amplitude oscillations. By the assumption that $f(0) = 0$, and by obtaining ω from the gradient of the force at $x = 0$, i.e. $\omega^2 = -f'(0)$, it is found that:

$$A = B = n\omega^2/(3-n) \quad (4)$$

In the case of the overtone mode, let R_n be the nodal radius and the approach will be to focus on the dynamics above this radius and assume that it is mirrored in some way for radii below R_n . It is assumed that there is an effective radius r that represents something like a radial center of mass for the matter that lies above R_n and which has an equilibrium value that is R_1 . As before x is used for the offset from equilibrium, so $r = R_1 + x$. Make the rough approximation that the volume of material above R_n is proportional to $r^3 - R_n^3$. The main effect of this is that the volume goes to zero as r decreases towards R_n . Rescale the system so that $R_n = 1$, and then the pressure force is:

$$f_p \propto r^2 / (r^3 - 1)^{(n+1)/n} = (R_1 + x)^2 / ((R_1 + x)^3 - 1)^{(n+1)/n} \quad (5)$$

The gravitational force f_g should go like $-1/r^2$, so the combined force f will be of the form:

$$f(x) = A(R_1 + x)^2 / ((R_1 + x)^3 - 1)^{(n+1)/n} - B / (R_1 + x)^2 \quad (6)$$

As before the constants A and B can be determined in terms of the base frequency ω . Defining $\gamma = (n + 1)/n$ and $V_1 = R_1^3 - 1$ it is found:

$$A = \omega^2 V_1^\gamma (3\gamma R_1^4 V_1^{-1} - 4R_1)^{-1} \quad (7)$$

and

$$B = \omega^2 R_1^4 (3\gamma R_1^4 V_1^{-1} - 4R_1)^{-1} \quad (8)$$

. Typical results for $x(t)$ and $v(t)$ are shown in Fig. 2. The sharpness of the minima of the $x(t)$ plot is caused by the approach to the nodal surface which cannot be crossed. Force goes to infinity on approach to that surface. The force is highly asymmetric since there is no limit to motion in the upwards direction, and in fact the force eventually falls off and goes to zero as x goes to infinity. Curves for the fundamental mode model when driven into the nonsinusoidal region (not shown) look quite similar.

3. RESULTS AND DISCUSSION

The approach presented here is to attempt to fit actual data by a combination of modes, one of which is highly nonsinusoidal. The data used is from RR Lyr, eponym of the class, from the Kepler project (Kepler Input Catalog KIC 7198959, second quarter, long cadence corrected flux data) which covers about 150 stellar cycles and slightly over two Blazhko cycles. The fitting has been done on intervals of 4 stellar cycles (111 Kepler time-steps) and all usable data from the second quarter was included in the analysis. It is found that all parts of the Blazhko cycle can be fit reasonably accurately with the combination of the fundamental and the first overtone, with the first overtone being highly nonsinusoidal and having dropped in frequency to match the fundamental frequency. The fundamental is sinusoidal (or nearly so) and consequently has had little or no frequency shift. This can be understood as due to the fact that the nodal surfaces in the overtone modes limit the available range of motion and cause these modes to become nonlinear at a lower

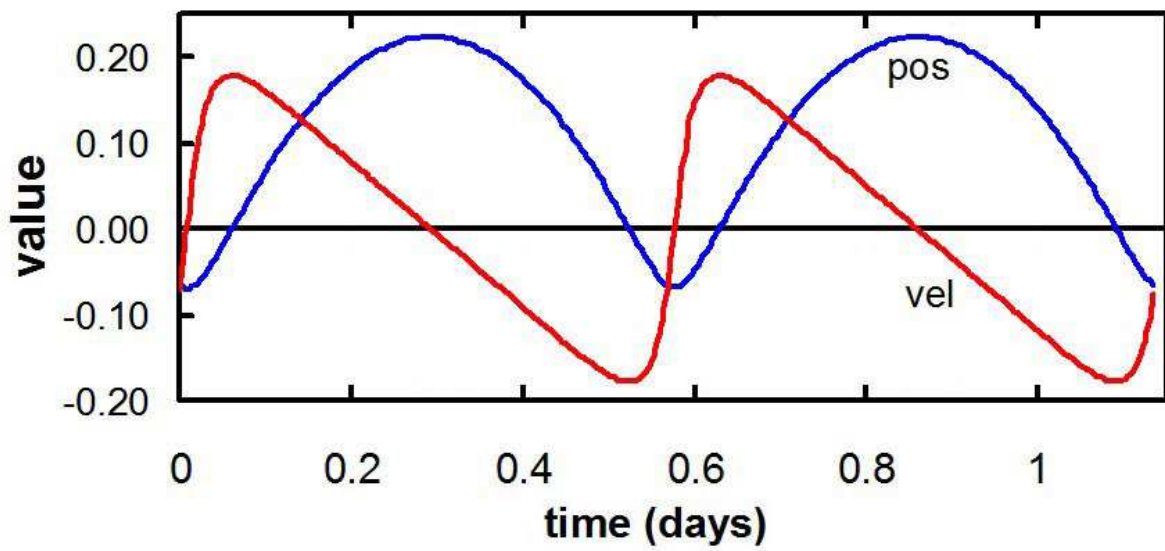


Fig. 2.— Position $x(t)$ and velocity $v(t)$ for the overtone model. Due to the high amplitude, the waveform is highly nonsinusoidal and the angular frequency has dropped from 15 to 11.1 radians per day, matching the frequency of the fundamental mode. Model output is the same as used in Fig. 1 part (a) and is nearly identical to that used in other parts.

level of energy than the fundamental. The amplitude and relative phase of the fundamental vary gradually throughout the Blazhko cycle but are relatively constant throughout one 4-cycle interval. The first overtone varies little in amplitude throughout the Blazhko cycle, since any amplitude change would necessarily cause its frequency to move away from a match with the fundamental to which it is assumed to be phase locked by nonlinear interaction.

Additional accuracy is achieved by adding a small contribution from a third mode at $3/2$ the fundamental frequency as evidence for such a mode is seen in the data (Kolenberg et al. 2010). Other half-integer frequencies are possible and have been suggested for this mode (Kollath, Molnar and Szabo 2011; Buchler & Kollath 2011), but $3/2$ seemed to perform the best for fitting purposes. If this mode is nonradial, it could help explain its small amplitude and seemingly erratic appearance in the light curve data.

Parameters are obtained by using an optimization algorithm (see e.g. Press et al. 2007; Quinn, et al. 2009) to obtain the best mean square fit between the model and the data. The parameters are held fixed for the entire dataset, while the initial conditions (amplitude and phase of the modes) are re-optimized for the start of each 4-cycle interval. These changes reflect the effects of damping, excitation and energy transfer between the modes, which are assumed to be taking place on a slow timescale so that they can be ignored within a given 4-cycle interval. These effects are not directly included in the equations, though they likely will be in a future more detailed study.

Although a reasonably good fit can be obtained using the assumption that the light curve data is a constant plus a linear combination of the mode velocities, it is found that obtaining a good fit at a different interval requires some change in parameter values. A solution to this problem was found by making the hypothesis that the light curve can be accurately reproduced by using a nonlinear function of the combined mode velocities. This was achieved by using a power series expansion that included constant, linear, quadratic and cubic terms. (No justification for this is currently known, other than to say that it seems to work remarkably well.) These coefficients were also found using an optimization process, and are then fixed for the entire second quarter dataset along with the other parameters.

In Fig. 1 is shown the fit of the model to the data at several different parts of the Blazhko cycle. Note that these different intervals not only show changes in amplitude, but also in the shape of the waveform. For the most part the fit is excellent, although there are certain regions in which the data seems to have a slightly different motion than the model. Attempting to improve on this is a goal for future study. For modeling the data shown, some rescaling was done to keep the values closer to unity: the light flux was reduced by a factor of 10^7 , and time was measured in units of 0.1 days. The polytropic index was set to 1.5. The base angular frequency of the overtone mode was set to 1.5, and the frequency of the fundamental was set to 1.11 (radians per 0.1 day). This corresponds to actual periods in days of 0.41888 and 0.56605 respectively, and base period ratio of 0.740, which is near the expected ratio for this type of star (see e.g. Soszynski et al. 2009). R_1 was set to 1.1, the output of the overtone model was scaled by the factor 1.03412, the

angular frequency of the third mode was optimized and ended up at 1.62444. The fundamental mode velocity was approximated as pure sine wave and optimized in peak amplitude and initial phase for each interval independently. The initial conditions for the overtone model (position and velocity) were also optimized for each interval independently.¹ The output of the overtone model was calculated by 4th order Runge-Kutta integration (see e.g. Press et al. 2007), with a fixed half-step that is one quarter of the Kepler data time-step (0.25 times 0.0204342 days). The resulting $v(t)$ output is scaled by the factor given above, added to the fundamental velocity to produce a combined velocity $v_c(t)$. (The small third mode correction was also added here as a sine wave.) This is then processed by the flux function to produce the light output $L(t)$:

$$L(t) = k_0 + v_c(t) + k_2 v_c(t)^2 + k_3 v_c(t)^3 \quad (9)$$

where the coefficients optimized to the values: $k_0 = 1.267203$, $k_2 = -5.293310$ and $k_3 = 21.40176$. This function is plotted for the range of interest in Fig. 3.

Figure 4 shows the peak amplitude of the fundamental mode and its phase relative to the first overtone, as functions of time for the entire second quarter, obtained by the optimization process. Note that the amplitude reaches a sharp minimum at the same time that the phase drops rapidly. Both show cyclical behavior that corresponds to the Blazhko cycle. Clearly the explanation for this behavior lies in the effects that have been omitted, i.e. the excitation, damping and nonlinear energy transferral between the fundamental and the overtone and possibly one or more additional modes. Attempting to determine the details of these effects and interactions will be the subject of future work.

One hypothesis to explain the Blazhko effect is outlined as follows: The overtone is an “unstable” mode, i.e. one that acquires energy from the star through some excitation mechanism that exceeds damping. This would seem to be necessary to explain how its amplitude rose up sufficiently so that its frequency dropped down to equal that of the fundamental. Assume at this point the incoming energy from the excitation mechanism still exceeds the energy loss due to damping. But instead of continuing to increase in amplitude, the excess energy of the overtone is transferred by nonlinear coupling to the fundamental and/or the third mode. The details of the coupling between these modes needs further study, but in order to explain the Blazhko effect, there must be an inherent instability that causes this energy transfer to cycle back and forth between the fundamental and the third mode. The energy transfer rate is related to the relative phase. By comparing parts (a) and (b) of Fig. 4 it is seen that the phase drops rapidly near cycle 43 and again near cycle

¹For Fig. 1 parts (a) through (f) respectively, the intervals start at data points for which the truncated barycentric julian dates are 55010.0596736, 55016.8642109, 55023.6687195, 55030.4731980, 55037.2980786, 55044.0820593. As found by optimization, the fundamental’s peak amplitudes are 0.075003, 0.070437, 0.054499, 0.056218, 0.074069, 0.078855, its initial phases are 1.70037, 2.23588, 2.50505, 1.53000, 1.44687, 1.45994, the overtone’s initial positions are -0.066276 , -0.067965 , -0.068204 , -0.051784 , -0.069204 , -0.067654 , its initial velocities are -0.069905 , 0.047529 , 0.040970 , -0.139883 , -0.009504 , -0.053195 , the third mode’s peak amplitudes are 0.0008838, 0.0045300, 0.0008473, 0.0068498, 0.0022172, 0.0009730, and its initial phases are 0.41714, -0.67875 , 1.70241, 0.39568, 0.90341, 1.22851.

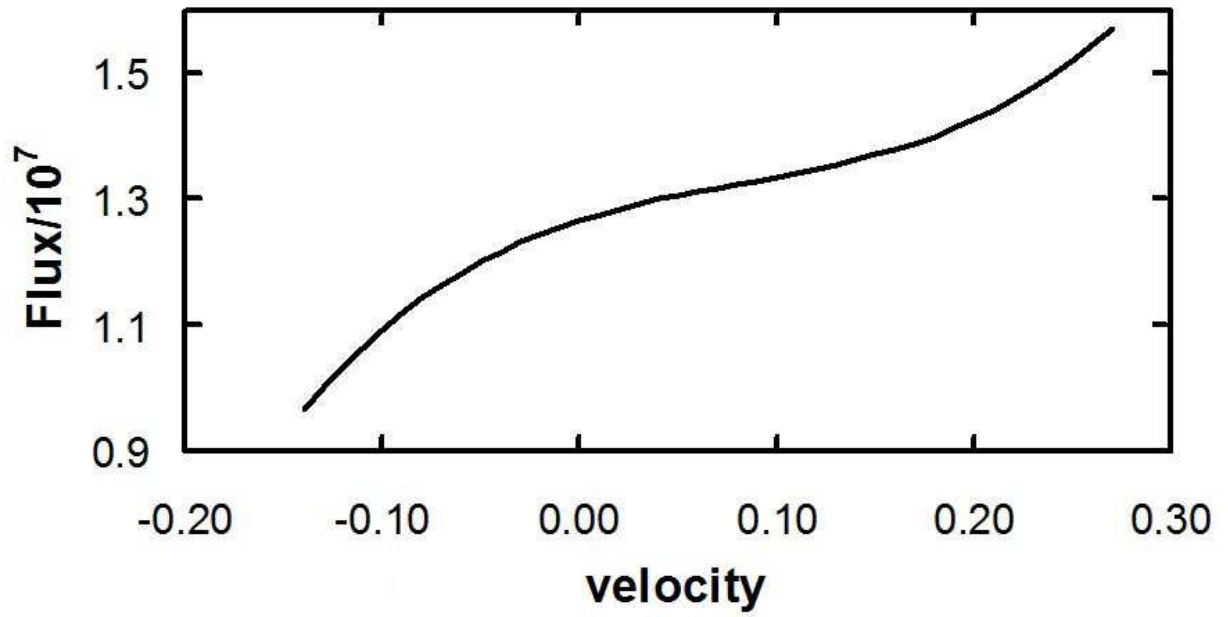


Fig. 3.— Flux function, calculated to optimize the fit of the model velocity output to the Kepler flux data using a cubic expansion.

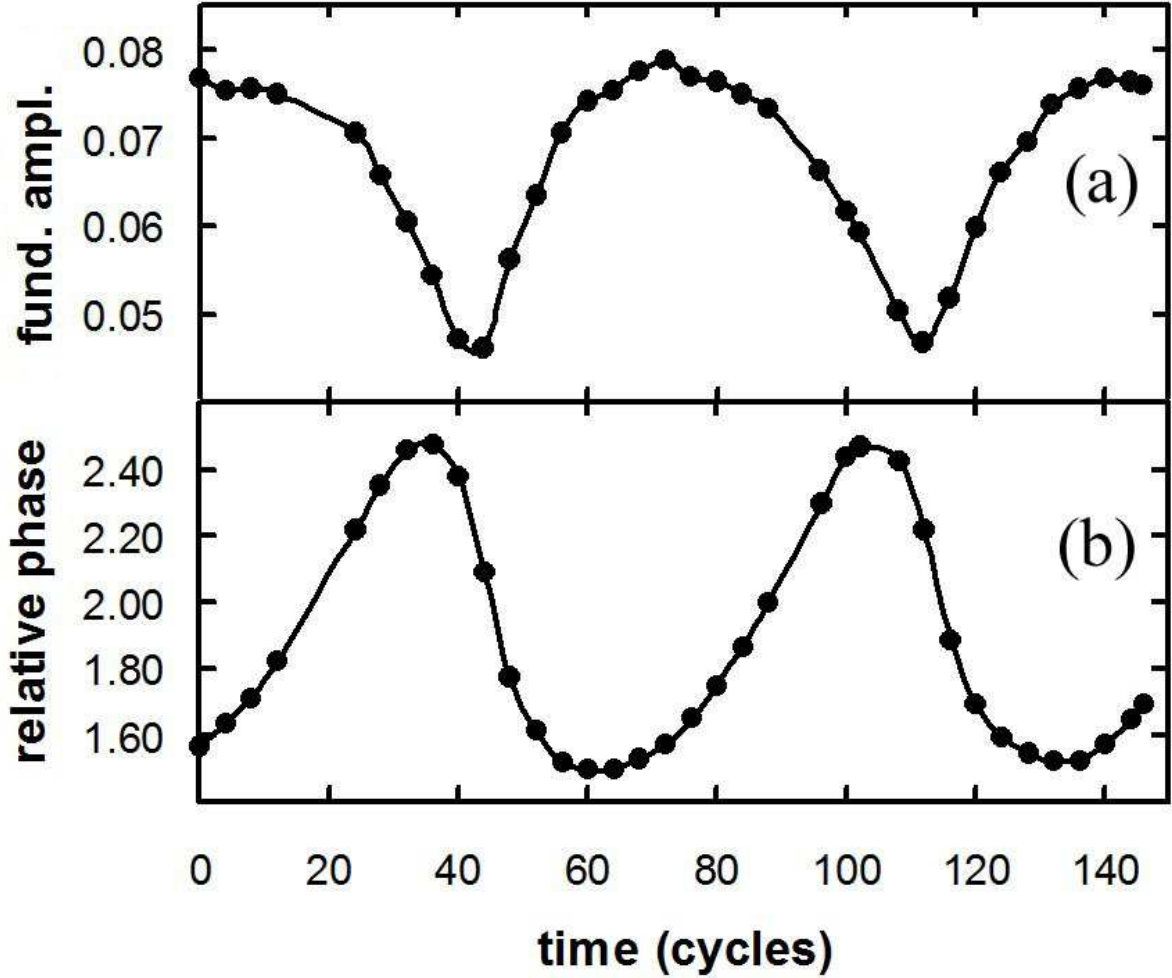


Fig. 4.— (a) Peak amplitude and (b) relative phase of the fundamental mode velocity as a function of time in stellar cycles since the start of the second quarter Kepler data. The fundamental velocity is approximated as a pure sine wave $v(t) = A \sin(\omega t + \phi)$ where A is the amplitude. A and ϕ are determined by optimizing the fit of the model to the Kepler data for each 4-cycle interval. The relative phase is found by taking the time at which the overtone velocity changes from negative to positive and subtracting the corresponding time for the fundamental and then multiplying by 2π divided by the period. This is done at the crossing point nearest the center of each 4-cycle interval. Each dot in the figure is one calculation.

112 at the same times that the amplitude rapidly changes from decreasing to increasing. Thus it would appear that this decrease in phase results in an increase in the energy transfer rate from the overtone to the fundamental causing the amplitude of the fundamental to increase. This strong correlation between the amplitude and phase changes is further evidence that the hybrid mode concept is valid.

I thank Katrien Kolenberg for helpful discussion, and for introducing me to this interesting problem.

REFERENCES

- Blazhko, S. N. 1907, *Astron. Nachr.*, 175, 325
- Buchler J. R. & Kollath, Z. 2011, *Astrophys. J.*, 731, 24
- Dziembowski, W. A. & Mizerski, T. 2004, *Acta Astron.*, 54, 363
- For, B. Q., Preston, G. W. & Sneden, C., 2011, *The Astrophysical Journal Supplement Series*, 194, 38
- Hansen, C. J., Kawaler, S. D. & Trimble V. 2004, *Stellar Interiors - Physical Principles, Structure, and Evolution*, Second Edition, Springer
- Kolenberg, K. 2012, *JAAVSO*, 40, 481
- Kolenberg, K., et al. 2010, *Astrophys. J. Lett.*, 713, 198
- Kollath, Z., Molnar, L. & Szabo, R. 2011, *Mon. Not. Roy. Astron. Soc.*, 414, 1111
- Moskalik, P. 1986, *Acta Astron.*, 36, 333
- Press, W., Teukolsky, S., Vetterling W. & Flannery, B. 2007, *Numerical Recipes: The Art of Scientific Computing*, Third Edition, Cambridge University Press
- Quinn, J. C. et al. 2009, *Phys. Rev. E*, 80, 016201
- Soszynski I., et al. 2009, *Acta Astron.*, 59, 1
- Stellingwerf, R. F., Nemeč, J. M. & Moskalik P. 2013, arXiv [astro-ph.SR], 1310.0543v1
- Unno, W., et al., 1989 *Nonradial Oscillations of Stars*, Second Edition, University of Tokyo Press
- Van Hoolst, T., Dziembowski, W. A. & Kawaler, S. D. 1998, *Mon. Not. Roy. Astron. Soc.*, 297, 536