

# Cosmological evidence for leptonic asymmetry after PLANCK

A. Caramete and L. A. Popa <sup>1</sup>

Institute of Space Science,  
Bucharest-Magurele, Ro-077125 Romania

E-mail: [acaramete@spacescience.ro](mailto:acaramete@spacescience.ro), [lpopa@spacescience.ro](mailto:lpopa@spacescience.ro)

**Abstract.** Recently, the PLANCK satellite found a larger and most precise value of the matter energy density, that impacts on the present values of other cosmological parameters such as the Hubble constant  $H_0$ , the present cluster abundances  $S_8$ , and the age of the Universe  $t_U$ . The existing tension between PLANCK determination of these parameters in the frame of the base  $\Lambda$ CDM model and their determination from other measurements generated lively discussions, one possible interpretation being that some sources of systematic errors in cosmological measurements are not completely understood.

An alternative interpretation is related to the fact that the CMB observations, that probe the high redshift Universe are interpreted in terms of cosmological parameters at present time by extrapolation within the base  $\Lambda$ CDM model that can be inadequate or incomplete. In this paper we quantify this tension by exploring several extensions of the base  $\Lambda$ CDM model that include the leptonic asymmetry. We set bounds on the radiation content of the Universe and neutrino properties by using the latest cosmological measurements, imposing also self-consistent BBN constraints on the primordial helium abundance. For all asymmetric cosmological models we find the preference of cosmological data for smaller values of active and sterile neutrino masses. This increases the tension between cosmological and short baseline neutrino oscillation data that favors a sterile neutrino with the mass of around 1 eV. For the case of degenerate massive neutrinos, we find that the discrepancies with the local determinations of  $H_0$ , and  $t_U$  are alleviated at  $\sim 1.3\sigma$  level while  $S_8$  is in agreement with its determination from CFHTLenS survey data at  $\sim 1\sigma$  and with the prediction of cluster mass-observation relation at  $\sim 0.5\sigma$ .

We also find  $2\sigma$  statistical preference of the cosmological data for the leptonic asymmetric models involving three massive neutrino species and neutrino direct mass hierarchy. We conclude that the current cosmological data favor the leptonic asymmetric extension of the base  $\Lambda$ CDM model and normal neutrino mass hierarchy over the models with additional sterile neutrino species and/or inverted neutrino mass hierarchy.

**Keywords:** Cosmic Microwave Background, Cosmological Neutrinos, Hubble parameter, Big Bang Nucleosynthesis, Cluster Abundances, Age of the Universe

---

<sup>1</sup>Corresponding author: L. A. Popa <[lpopa@spacescience.ro](mailto:lpopa@spacescience.ro)>

---

## Contents

<b>1</b>	<b>Introduction</b>	<b>1</b>
<b>2</b>	<b>Model, methods and datasets</b>	<b>3</b>
<b>3</b>	<b>Analysis</b>	<b>5</b>
3.1	Consistency and cosmological implications	6
3.1.1	Degenerate massive neutrinos	6
3.1.2	Non-degenerate massive neutrinos	9
<b>4</b>	<b>Conclusions</b>	<b>12</b>

---

## 1 Introduction

The cosmological observations have established the minimal flat  $\Lambda$ CDM model as standard model for cosmology. With six basic parameters,  $\Omega_b h^2, \Omega_c h^2, \tau, \theta_A, A_S, n_S$  (where  $\Omega_b h^2$  is the baryon energy density,  $\Omega_c h^2$  the cold dark matter energy density,  $\tau$  is the Thomson optical depth to reionization,  $\theta_A$  is the angular acoustic scale at recombination and  $A_S$  and  $n_s$  are the amplitude and the spectral index of the initial scalar perturbations respectively), this base model can explain the acoustic Doppler peaks structure of the Cosmic Microwave Background (CMB) angular power spectra, the large scale structure (LSS) formation via gravitational instability, the abundance of clusters at small redshifts, the spatial distribution and the number density of galaxies, the expansion history of the Universe and the cosmic acceleration.

Recently, the PLANCK satellite [1] established an excellent agreement between the power spectra of the CMB temperature anisotropies at high multipoles and of the lensing potential with the predictions of the base  $\Lambda$ CDM cosmological model [2]. PLANCK found quite large changes in some parameters of the base  $\Lambda$ CDM model when compared with those from other astrophysical measurements. In particular, PLANCK found a larger and most precise value of the matter energy density,  $\Omega_m$ , that impacts on the present values of other cosmological parameters such as the Hubble constant,  $H_0$ , and the cluster abundances.

The lower value of  $H_0$  found by PLANCK in the frame of the base  $\Lambda$ CDM model is consistent (within  $1\sigma$ ) with the value of  $H_0$  obtained by the WMAP experiment [3] but in tension (at about  $2.5\sigma$ ) with  $H_0$  local measures [4, 5]. Also, PLANCK found an increased value of the local cluster abundance which is in significant tension (at about  $3\sigma$ ) with similar values reported by other analysis [6–8], including the analysis of PLANCK cluster counts [9].

Since clusters provide estimates of the cluster mass normalization condition, this uncertainty is dominated by the impact of  $\Omega_m$  on the growth function, but also depends on other parameters such as neutrino mass. Recent works [10, 11] illustrate how a more accurate cluster mass-observable relation in determining the cluster mass normalization impacts on the neutrino mass determination, contributing to alleviate this tension significantly.

Following the PLANCK team suggestion [2], one possible interpretation of the existing tension is that some sources of systematic error in cosmological measurements are not completely understood. The tension found between different datasets has been also discussed in Ref. [13].

An alternative interpretation of this tension is related to the fact that the CMB observations, that probe the physics of early Universe (up to redshift of  $z \sim 1000$  or  $\sim 380,000$  years after the Big Bang), are interpreted in terms of cosmological parameters at present time ( $z = 0$ ) by extrapolation within the base  $\Lambda$ CDM model that can be inadequate or incomplete. Extensions of the baseline  $\Lambda$ CDM model has been recently explored by including several extra parameters that can alleviate the tension. The analysis presented Ref. [13] shows that, for all models that the authors considered, no single parameter extension to the baseline  $\Lambda$ CDM model helps to alleviate the tension.

An interesting finding [14] is that when using the neutrino mass as additional parameter to extend the base  $\Lambda$ CDM model, a total neutrino mass above 0.15 eV makes the tension highly significant, showing that the degenerate neutrino hierarchy is highly disfavored by the data. The extension of the base  $\Lambda$ CDM model by the inclusion of an extra radiation energy density (besides photons) due to relativistic species in terms of neutrino temperature, usually parametrized by the effective number of relativistic degrees of freedom  $N_{eff}$  [15–17], has been also extensively discussed [11, 14, 18–29]. Since the value of  $N_{eff}$  in the Standard Model (SM) is  $N_{eff}=3.046$  [30], the detection of any positive deviation from this value would be a signal that the radiation content of the Universe was due not only to photons and neutrinos, but also to some additional relativistic relics. The determination of  $N_{eff}$  from cosmological data is closely related to the determination of  $H_0$ . Since  $N_{eff}$  and  $H_0$  are positively correlated, the tension between the PLANCK data and local measures of  $H_0$  can be relieved in the base  $\Lambda$ CDM model for  $N_{eff}$  values around 3.6-3.8 [11, 14, 31]. However, the constraints on  $N_{eff}$  obtained by the PLANCK team show no strong preference of data for the existence of the extra relativistic degrees of freedom [2, 25].

The extension of the base  $\Lambda$ CDM model by including a sterile neutrino with mass in the eV range, as suggested by the short baseline and reactor neutrino oscillation anomalies [32, 33], has also been considered [11, 31, 34–36]. The addition of a sterile neutrino to three massive active neutrinos simultaneously change the acoustic scale and suppress the growth of structures, bringing the measures of  $H_0$  and cluster abundances closer to their determinations from cosmological data. Other extensions of the base  $\Lambda$ CDM model include phantom values of dark energy equation of state ( $w \sim -1.2$ ) or a small positive curvature ( $7 \times 10^3 < \Omega_K < 1.5 \times 10^{-2}$ ) [14].

The goal this paper we quantify the existing tension between the PLANCK data and other astrophysical measurements by exploring several extensions of the base  $\Lambda$ CDM model that include the leptonic asymmetry. The existence of a large leptonic asymmetry is restricted to be in the form of neutrinos from the requirement of universal electric neutrality. Although the Standard Model predicts the leptonic asymmetry of the same order as the baryonic asymmetry,  $L \simeq B \sim 10^{-10}$ , there are particle physics scenarios in which much larger leptonic asymmetry can be produced [37–39].

The leptonic asymmetry is most conveniently measured by the neutrino degeneracy parameter [40–43] defined as  $\xi_\nu = \mu_\nu/T_{\nu,0}$ , where  $\mu_\nu$  is the neutrino chemical potential and  $T_{\nu,0}$  is the present temperature of the neutrino background [ $T_{\nu,0}/T_{CMB} = (4/11)^{1/3}$ ]. As the measured neutrino mixing parameters imply that the active neutrinos reach the chemical equilibrium before Big Bang Nucleosynthesis (BBN) [44, 45], in this paper we consider three massive neutrino flavors  $\nu_\alpha$  ( $\alpha = e, \mu, \tau$ ) with degenerated chemical potential,  $\xi_e = \xi_\mu = \xi_\tau$ . The most important impact of the leptonic asymmetry is the increase of the radiation energy density that, for three neutrino species with degenerated chemical potential  $\xi_\nu$ , can be

parametrized by:

$$\Delta N_{eff}(\xi_\nu) = 3 \left[ \frac{30}{7} \left( \frac{\xi_\nu}{\pi} \right)^2 + \frac{15}{7} \left( \frac{\xi_\nu}{\pi} \right)^4 \right]. \quad (1.1)$$

The radiation extra energy density can then be splitted in two uncorrelated contributions:

$$\Delta N_{eff} = \Delta N_{eff}(\xi) + \Delta N_{eff}^{oth}, \quad (1.2)$$

first due to the net leptonic asymmetry of the neutrino background and second due to the extra contributions from other unknown processes. The radiation extra energy density delays the time of matter-radiation equality, boosting the acoustic Doppler peaks of the CMB power spectrum. For the same reasons the acoustic peaks are shifted to higher multipoles.

Also, the temperature anisotropy of the neutrino background (the anisotropic stress) that acts as an additional source term for the gravitational potential, changes the CMB anisotropy power spectrum at the level of 20% [46, 47]. The delay of the epoch of matter-radiation equality shifts the matter density fluctuations power spectrum turnover position toward larger angular scales, suppressing the power at small scales. In particular, the non-zero neutrino chemical potential leads to changes in neutrino free-streaming length and neutrino Jeans mass due to the increase of the neutrino velocity dispersion [48–50].

The leptonic asymmetry also shifts the beta equilibrium between protons and neutrons at the BBN epoch, leading to indirect effects on the CMB anisotropy through the primordial helium abundance,  $Y_P$ , that decreases monotonically with increasing  $\xi_e$ .

Details of the effects of the neutrino mass and leptonic asymmetry on BBN and CMB can be found in Refs. [43, 50–52].

This paper is organized as follows. In Sec. 2 we describe the methods used in our analysis and the datasets and combinations of datasets we consider. We present our results in Sec. 3 where we examine the consistency and cosmological implications of our results obtained in the leptonic asymmetric cosmological models for degenerate and hierarchical neutrino masses and in Sec. 4 we draw our conclusions.

## 2 Model, methods and datasets

The density perturbations in leptonic asymmetric cosmological models have been discussed several times in literature [43, 48–52]. We applied them to modify the Boltzmann Code for Anisotropies in the Microwave Background, CAMB <sup>1</sup> [53], to compute the CMB temperature and polarization anisotropies power spectra and matter density fluctuations power spectra for the case of three massive neutrinos/antineutrinos with the total mass  $\Sigma m_\nu$  and degeneracy parameter  $\xi_\nu$ . As neutrinos reach their approximate chemical potential equilibrium before BBN epoch [40, 44, 45], we consider in our computation that all three neutrino/antineutrino flavors have the same degeneracy parameter  $\xi_\nu$ . We modify the expressions for neutrino/antineutrino density and pressure in the relativistic and non-relativistic limits and follow the standard procedure to compute the perturbed quantities by expanding the phase space distribution function of neutrinos and antineutrinos into homogeneous and perturbed inhomogeneous components. Since the gravitational source term in the Boltzmann equation is proportional to the logarithmic derivative of the neutrino/antineutrino distribution functions with respect to comoving momentum, we also modify this term to account for  $\xi_\nu \neq 0$  [43, 48, 50].

---

<sup>1</sup><http://camb.info/>

**Table 1.** Summary of the datasets, their abbreviation and relevant references.

Data	Abbreviation	Reference
PLANCK temperature	PLANCK	[55]
WMAP low $\ell$ polarization	WP	[56]
PLANCK reconstructed lensing potential	lensing	[57]
ACT and SPT	highL	[7, 58–60]
Baryon Acoustic Oscillations compilation	BAO	[61–67]
BBN constraints on $Y_P$	BBN	[69, 70]
Neutrino mass squared differences	$\nu$ MSD	[81]

For our cosmological analysis we use a modified version of the latest publicly available package CosmoMC <sup>2</sup> [54] to sample from the space of possible cosmological parameters and generate estimates of the posterior mean of each parameter of interest and the confidence interval.

We use the following datasets and likelihood codes:

- The first public release of PLANCK Collaboration temperature data, combined with WMAP-9 year polarization information at low  $\ell$ , and the corresponding likelihood codes [1, 55]: **Commander**, that computes the low- $l$  PLANCK likelihood, **CamSpec**, that computes the PLANCK likelihood for the multipoles with  $50 \leq l \leq 2500$ , **LowLike**, that computes the likelihoods from the  $2 \leq l \leq 32$  temperature and polarization data <sup>3</sup> and **Lensing**, that computes the likelihoods from PLANCK lensing power spectrum data, for multipoles between 40 and 400 [57].
- High- $l$  data from ground-based telescopes Atacama Cosmology Telescope (ACT) [58, 59] and the South Pole Telescope (SPT) [7, 60]. These experiments have mapped the foregrounds with higher resolution and lower noise than PLANCK and can complement the PLANCK data to better constrain the foreground-model parameters [25].
- Geometrical constraints from baryon acoustic oscillation (BAO). The BAO in the distribution of galaxies are extracted from the most recent redshift survey data: the Sloan Digital Sky Survey (SDSS) Data Release 7 (DR7) [61] at  $z_{eff} = 0.2$  and  $z_{eff} = 0.35$ , the reanalyzed SDSS DR7 galaxy catalog data at  $z_{eff} = 0.35$  [62, 63], the SDSS Baryon Oscillation Spectroscopic Survey (BOSS) Data Release 9 (DR9) at  $z_{eff} = 0.57$  [64, 65] and the 6dF Galaxy Survey (6dFGS) [66] measurements at  $z_{eff} = 0.1$  [66, 67].
- BBN prediction of the helium abundance,  $Y_P$ , for different values of  $\Omega_b h^2$ ,  $\Delta N_{eff}$  and  $\xi_\nu$  used in the analysis, as given by the BBN PArthENoPE code [69, 70].

The full dataset used in our analysis is summarized in Table 1. The CosmoMC code uses also other 31 extra parameters, to account for the foreground and nuisance parameters of PLANCK and ACT/SPT data that are described in detail inside the code current distribution.

<sup>2</sup><http://cosmologist.info/cosmomc/>

<sup>3</sup>Since there are no PLANCK polarization data in this first cosmological data release, WMAP polarization data [56] are used to constrain the optical depth to reionization,  $\tau$ .

### 3 Analysis

We consider the following extensions of the base  $\Lambda$ CDM cosmological model:

$m\Lambda\text{CDM}+\Sigma m_\nu$ : The minimal extension of the base  $\Lambda$ CDM model by the addition of three species of massive neutrinos with total mass  $\Sigma m_\nu$  (within which  $\Lambda$ CDM is nested at  $N_{eff}=3.046$  and  $Y_P=0.24$ ).

$m\Lambda\text{CDM}+\Delta N_{eff}^{oth}+m_s^{eff}+Y_P$ : The addition to  $m\Lambda\text{CDM}$  model of the extra neutrino species  $\Delta N_{eff}^{oth}$  from unknown processes, one sterile neutrino with the effective mass  $m_s^{eff}$  and the BBN prediction of the primordial helium abundance  $Y_P$ . The effective sterile neutrino mass  $m_s^{eff}$  is related to the true mass  $m_s$  in one of the two ways. If sterile neutrino is distributed with a temperature  $T_s$  which is different from the temperature  $T_\nu$  of active neutrinos,  $m_s^{eff} = (T_s/T_\nu)^3 m_s = (\Delta N_{eff})^{3/4} m_s$ . Alternatively, if sterile neutrino is distributed with the same temperature as active neutrinos suppressed by a constant factor  $\chi_s \leq 1$ , as in the case of Dodelson-Widrow model [71],  $m_s^{eff} = \chi_s m_s = \Delta N_{eff} m_s$ . Since the two cases are in fact equivalent for the cosmological analysis, we consider in this work the thermally distributed sterile neutrino case.

$m\Lambda\text{CDM}+\Delta N_{eff}(\xi)+\xi_\nu+Y_P$ : The addition to  $m\Lambda\text{CDM}$  of the neutrino chemical potential  $\xi_\nu$ , the extra neutrino species  $\Delta N_{eff}(\xi)$  as given in Eq. (1.1) and the BBN prediction of the primordial helium abundance  $Y_P$ .

$m\Lambda\text{CDM}+\Delta N_{eff}+\xi_\nu+Y_P$ : The addition to  $m\Lambda\text{CDM}$  of the neutrino chemical potential  $\xi_\nu$ , the extra neutrino species  $\Delta N_{eff}$  as defined in Eq. (1.2) and the BBN prediction of the primordial helium abundance  $Y_P$ .

$m\Lambda\text{CDM}+\Delta N_{eff}+\xi_\nu+m_s^{eff}+Y_P$ : The addition to the previous model of one sterile neutrino thermally distributed with the effective mass  $m_s^{eff}$ .

From the analysis of fundamental Monte Carlo Markov Chain (MCMC) parameters we obtain the posterior probability distributions for the Hubble constant  $H_0$ , the age of the Universe  $t_U$ , and the cluster mass normalization  $S_8$ . We then compare the cosmological constraints on these parameters with their corresponding astrophysical measurements.

For Hubble parameter,  $H_0$ , we use two most recent reported local measurements [4, 5]. The average of these two values with the central value given by variance-weighted mean and error given by the average of errors [14] is:

$$H_0 = 74.08 \pm 2.25 \text{ kms}^{-1}\text{Mpc}^{-1}. \quad (3.1)$$

We also use the local measures of the age of the Universe,  $t_U$ , obtained from the ages of the oldest stars, since these objects form very shortly after the Big Bang. Accurate dating, based on accurate distance determination using direct parallax measurements were obtained for nearby sub-giant stars. In particular, the age of the nearby sub-giant HD-140283 determined to be  $14.5 \pm 0.8$  Gyr has been accurately measured by using the HST parallaxes and spectroscopic determinations of its chemical abundance [72]. Additionally, the ages for some of the most metal poor Milky Way globular clusters have been determined to be  $14.2 \pm 0.6$  ( $\pm 0.8$  systematics) Gyr [73, 74]. As the ages determination of nearby sub-giants and globular clusters are dominated by different and independent systematics, the combination of the two above measurements by inverse variance weighting lead to the following estimate of the age of Universe [14]:

$$t_U = 14.61 \pm 0.8 \text{ Gyr}. \quad (3.2)$$



The advantage of using the local values of  $H_0$  and  $t_U$  is that they are measured at  $z = 0$  and therefore no cosmology-dependent extrapolation is needed.

We take the value of  $S_8$  obtained from the estimates of shear correlation functions associated with six redshift bins of the most recent and largest shear dataset provided by the CFHTLenS survey [75]:

$$S_8 = \sigma_8(\Omega_m/0.27)^{0.46} = 0.774 \pm 0.04. \quad (3.3)$$

One should note that the above value of  $S_8$  is obtained assuming a flat  $\Lambda$ CDM model.

We also employ the cluster mass-observable relation that gives the dependence of  $S_8$  on cluster mass calibration in the form [76]:

$$S_8 = S_{8,V09} + 0.024 \frac{\Delta \ln M}{0.09}, \quad S_{8,V09} = \sigma_8(\Omega_m/0.25)^{0.47} = 0.813, \quad (3.4)$$

where  $\Delta \ln M$  is the cluster mass calibration offset relative to  $S_{8,V09}$ .

We consider two mass calibration offset values, P11 =  $-0.12 \pm 0.02$  adopted by PLANCK team [77] and R12 =  $0.11 \pm 0.04$  corresponding to the cluster mass scale employed in Ref. [78].

### 3.1 Consistency and cosmological implications

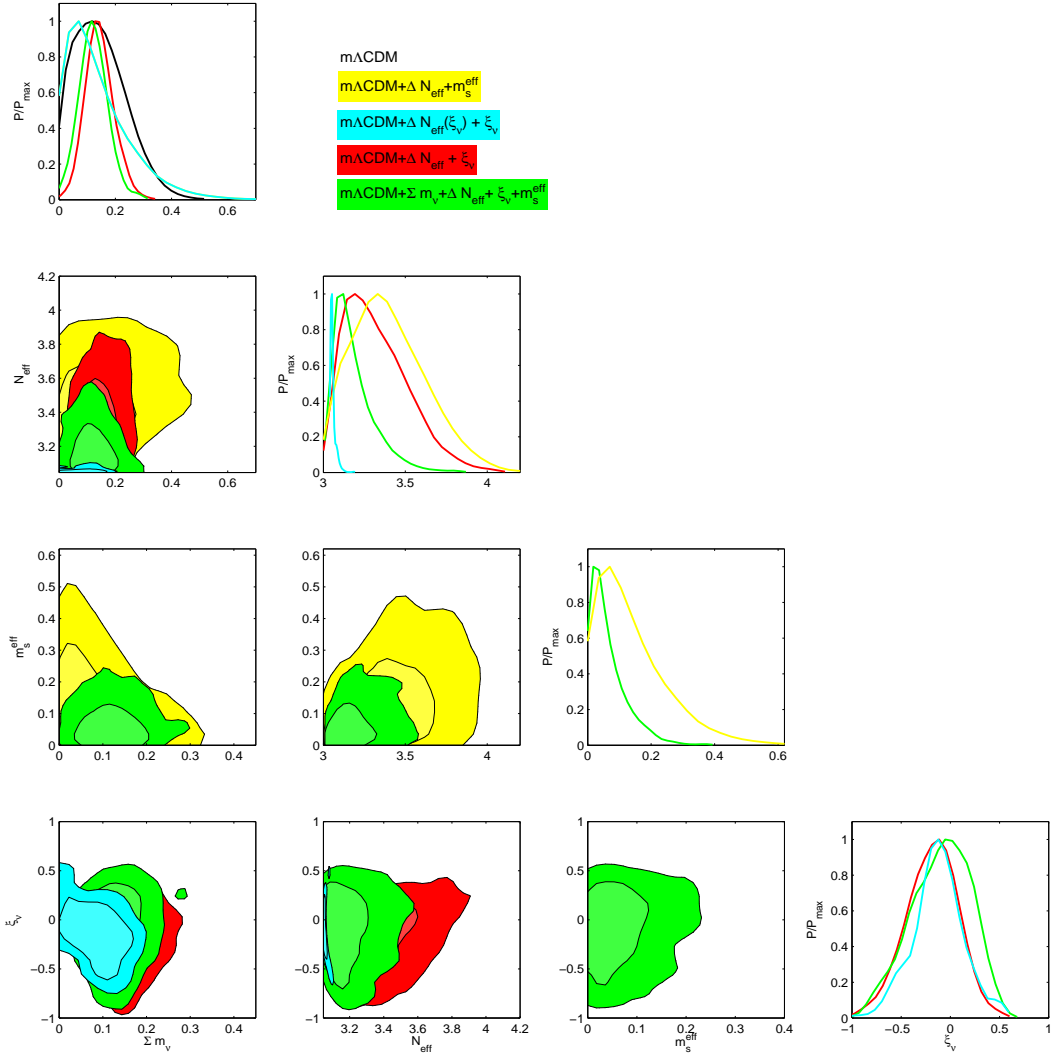
#### 3.1.1 Degenerate massive neutrinos

In this section we explore the extensions of the base  $\Lambda$ CDM model by considering the leptonic asymmetry and extra radiation energy density for the case of three degenerate massive neutrino species. Our main results are summarized in Table 2. In Figure 1 we present the marginalized posterior distributions for  $\Sigma m_\nu$ ,  $N_{eff}$ ,  $m_s^{eff}$  and  $\xi_\nu$  obtained from the fits of different extensions of the base  $\Lambda$ CDM model to the PLANCK+WP+highL+BAO+lensing dataset. In Figure 2 we compare the marginalized posterior probability distributions and the joint confidence regions obtained from our fits with the local measures of  $H_0$  and  $t_U$  and the determination of  $S_8$  from CFHTLenS survey data. A similar comparison is made in Figure 3 for  $S_8$  values obtained by using the cluster mass-observation relation for mass calibration offset values P11 and R12.

We start with  $m\Lambda$ CDM, the minimal extension of  $\Lambda$ CDM model. Adding massive neutrinos to  $\Lambda$ CDM maintains the tension with local measure of  $H_0$  at  $2.4\sigma$  but reduces the discrepancy with the determination of  $S_8$  from CFHTLenS survey data and local measure of  $t_U$  at about  $1.3\sigma$  and  $0.84\sigma$  respectively. The tension between  $S_8$  values is even more reduced (at about  $0.35\sigma$ ) when the cluster mass-observation relation is employed with the calibration offset value R12. Allowing part of the matter to be composed by neutrinos with eV mass suppresses the growth of structures below neutrino free-streaming scale, leading to a smaller value for  $\sigma_8$ .

The extension of  $m\Lambda$ CDM by allowing the presence of the extra relativistic species and one thermal sterile neutrino alters the physical scales associated to CMB and BAO, broadening the allowed ranges for  $H_0$  and  $S_8$  posterior distributions to include a larger overlap with the corresponding values from other measurements, as shown in Figure 2 and Figure 3. As neutrinos with eV mass decouple when they are still relativistic ( $T_{dec} \sim 2$  MeV), the main effect of including  $\Delta N_{eff}^{oth} \neq 0$  is the change of relativistic energy density. This changes the redshift of matter-radiation equality,  $z_{eq}$ , that affects the determination of  $\Omega_m h^2$  from CMB measurements because of its linear dependence on  $N_{eff}$  [43]:

$$1 + z_{eq} = \frac{\Omega_m h^2}{\Omega_\gamma h^2} \frac{1}{1 + 0.2271 N_{eff}}, \quad (3.5)$$

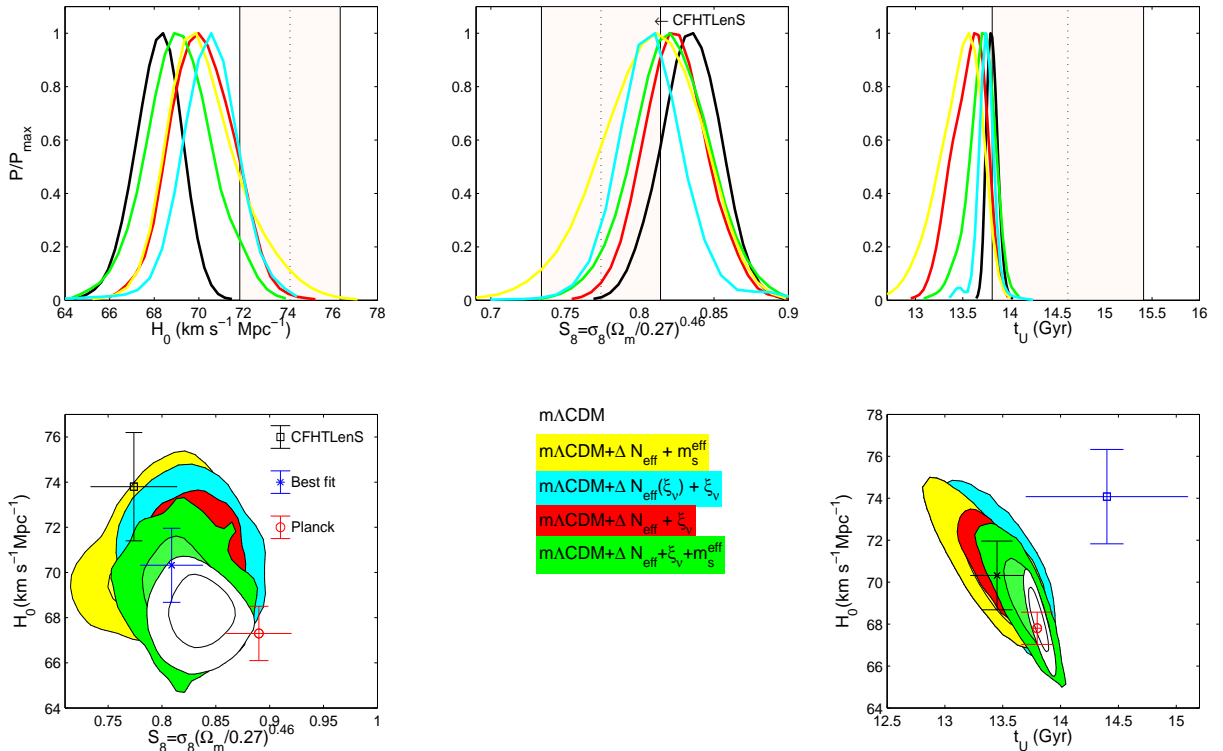


**Figure 1.** The marginalized posterior distributions for  $\Sigma m_\nu$ ,  $N_{eff}$ ,  $m_s^{eff}$  and  $\xi_\nu$  obtained from the fits of different extensions of the base  $\Lambda$ CDM model to the PLANCK+WP+highL+BAO+lensing dataset.

where  $\Omega_\gamma h^2 = 2.469 \times 10^{-5}$  is the photons energy density for  $T_{cmb} = 2.725$  K. As consequence,  $N_{eff}$  and  $\Omega_m h^2$  are correlated, with the width of degeneracy line given by the uncertainty in the determination of  $z_{eq}$ . Moreover, sterile neutrino contributes to the increase of matter energy density with  $\Omega_s h^2 = m_s^{eff} / (94.1 \text{ eV})$ , suppressing the grow of structures below its free streaming scale. We find for this model that the discrepancies with the local measure of  $H_0$  and the determination of  $S_8$  from CFHTLenS survey data are alleviated at  $1.35\sigma$  and  $1.11\sigma$  respectively. We find practically no tension between  $S_8$  values ( $< 0.14\sigma$ ) when the cluster mass-observation relation is employed with the calibration offset value R12. However, the  $N_{eff}$  value is disfavored at  $1.6\sigma$  by the SM value  $N_{eff}=3.046$ .

The non-zero neutrino chemical potential augments the extra energy density due to unknown processes by  $\Delta N_{eff}(\xi_\nu)$  as given in Equation (1.1). This imply a larger expansion rate of the Universe, an earlier weak process freeze out with a higher value for the neutron to



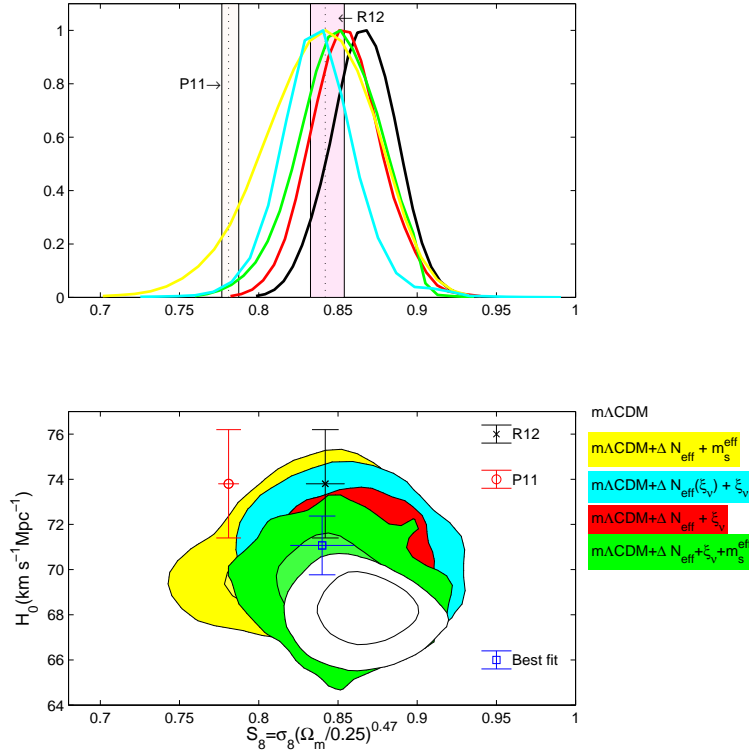


**Figure 2.** Top: The marginalized posterior probability distributions from the fits of different extensions of the base  $\Lambda$ CDM model to the PLANCK+WP+highL+BAO+lensing dataset vs. local measurements of  $H_0$  and  $t_U$  and the determination of  $S_8$  from CFHTLenS survey data (all indicated by bands). Bottom:  $S_8 - H_0$  and  $t_U - H_0$  joint confidence regions (at 68% and 95% CL) from the same analysis.

proton density ratio, and thus a larger value of  $Y_P$ . On the other hand, a non-zero value of the electron neutrino chemical potential,  $\xi_{\nu_e}$ , shifts the neutron-proton beta equilibrium, leading to a larger variation of  $Y_P$ . As the leptonic asymmetry leads to changes in neutrino free-streaming length and neutrino Jeans mass due to the increase of the neutrino velocity dispersion, the values of  $\Sigma m_\nu$  and  $m_s^{eff}$  are decreased when compared to  $\xi_\nu = 0$  case. This increases the tension between cosmological and short baseline (SBL) neutrino oscillations data [80] that favors a sterile neutrino with the mass of  $\sim 1$  eV.

In particular, we find for the extension of the  $m\Lambda$ CDM with  $N_{eff}^{oth} = 0$  and  $m_s^{eff} = 0$  priors that the best fit values for  $H_0$  and  $t_U$  are in agreement with their local determinations at  $1.3\sigma$  and  $1.12\sigma$  respectively, while  $S_8$  is in agreement with its determination from CFHTLenS survey data at  $0.93\sigma$  and with the prediction of cluster mass-observation relation with the calibration offset value R12 at  $0.35\sigma$ . The value of  $N_{eff}$  is in agreement with the SM value  $N_{eff}=3.046$  within  $0.66\sigma$ . Also, for this model we find the best fit value of primordial  ${}^4\text{He}$  mass fraction in agreement within  $0.27\sigma$  with the BBN observational constraint [79].

Figure 4 presents the joint two-dimensional marginalized probability distributions in  $\Omega_m h^2 - N_{eff}$ ,  $\Omega_m h^2 - z_{eq}$ , and  $Y_P - \xi_\nu$  planes for the extensions of  $m\Lambda$ CDM models involving leptonic asymmetry. When we transform  $N_{eff}$  axis of the left panel to  $z_{eq}$  axis from the middle panel we observe a strong correlation between  $z_{eq}$  and  $\Omega_m h^2$  only for the model with  $N_{eff}^{oth} = 0$  and



**Figure 3.** Top: The marginalized posterior probability distributions for  $S_8$  obtained from the fits of different extensions of the base  $\Lambda$ CDM model to the PLANCK+WP+highL+BAO+lensing dataset vs.  $S_8$  values obtained by using the cluster mass-observation relation for two mass calibration offset values P11 [77] and R12 [78] (indicated by bands). Bottom:  $S_8 - H_0$  joint confidence regions (at 68% and 95% CL) obtained from the same analysis.

$m_s^{eff} = 0$  priors. As the anisotropic stress of neutrinos leaves distinct signatures in the CMB power spectrum which are correlated with  $\Omega_m h^2$ , we conclude that in this case we observe the effect of neutrino anisotropic stress rather than the effect of  $z_{eq}$  change, as in the case of the other two models.

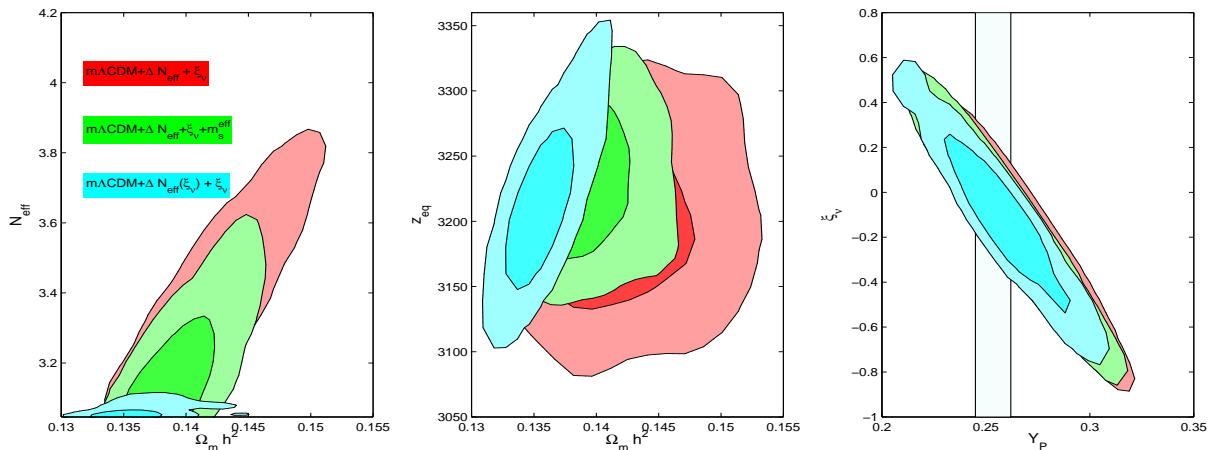
We conclude that the current cosmological data favor the leptonic asymmetric extension of  $m\Lambda$ CDM cosmological model over one with additional sterile neutrino species.

### 3.1.2 Non-degenerate massive neutrinos

In this section we explore the extensions of the base  $\Lambda$ CDM model by considering the neutrino mass ordering. For the models discussed in the previous section we consider three species of non-degenerate massive neutrinos with the mass eigenvalues  $m_1$ ,  $m_2$  and  $m_3$  ordered in normal hierarchy (NH:  $m_1 < m_2 < m_3$ ) and in inverted one (IH:  $m_3 < m_1 < m_2$ ). The neutrino total mass for each hierarchy is given by:

$$\begin{aligned}
 \text{NH} : \Sigma m_\nu &= m_{min} + \sqrt{\Delta m_{21}^2 + m_{min}^2} + \sqrt{\Delta m_{31}^2 + m_{min}^2}, \quad m_{min} = m_1, \\
 \text{IH} : \Sigma m_\nu &= \sqrt{m_{min}^2 - \Delta m_{32}^2 - \Delta m_{21}^2} + \sqrt{m_{min}^2 - \Delta m_{32}^2} + m_{min}, \quad m_{min} = m_3,
 \end{aligned}
 \tag{3.6}$$

where  $\Delta m_{21}$ ,  $\Delta m_{31}$ ,  $\Delta m_{32}$  are the neutrino mass squared differences. We take the central values of neutrino mass squared differences obtained from the global fit of neutrino mixing



**Figure 4.** The joint two-dimensional marginalized probability distributions (68% and 95% CL) in  $\Omega_m h^2 - N_{eff}$ ,  $\Omega_m h^2 - z_{eq}$ , and  $Y_P - \xi_\nu$  planes for the extensions of  $m\Lambda$ CDM models involving leptonic asymmetry. The vertical band shows the BBN observational bounds (68% CL) on  ${}^4\text{He}$  primordial abundance [79].

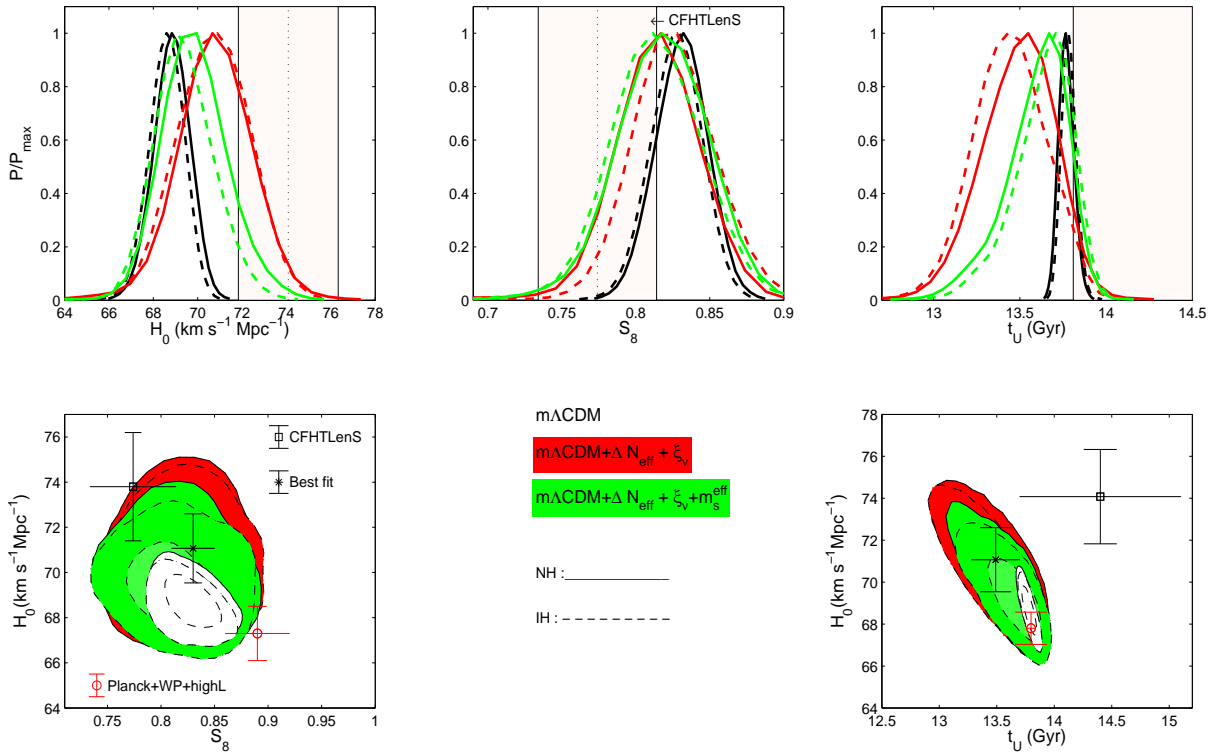
**Table 2.** The table shows the mean values and the absolute errors on the main cosmological parameters obtained from the fits of different extensions of the  $\Lambda$ CDM model discussed in the text with PLANCK+WP+highL+BAO+lensing dataset for degenerate massive neutrinos. For all parameters, except  $\Sigma m_\nu$  and  $m_s^{eff}$ , we quote the errors at 68% CL. For  $\Sigma m_\nu$  and  $m_s^{eff}$  we give the values of the 95% upper limits.

Model	$m\Lambda$ CDM	$m\Lambda$ CDM + $\Delta N_{eff}^{oth} + m_s^{eff}$	$m\Lambda$ CDM + $\Delta N_{eff}(\xi_\nu) + \xi_\nu$	$m\Lambda$ CDM + $\Delta N_{eff} + \xi_\nu$	$m\Lambda$ CDM + $\Delta N_{eff} + \xi_\nu + m_s^{eff}$
$\Sigma m_\nu$ (eV)	$< 0.347$	$< 0.276$	$< 0.168$	$< 0.250$	$< 0.231$
$N_{eff}$	-	$3.402 \pm 0.224$	$3.058 \pm 0.018$	$3.328 \pm 0.193$	$3.189 \pm 0.130$
$\xi_\nu$	-	-	$-0.125 \pm 0.255$	$-0.186 \pm 0.261$	$-0.097 \pm 0.298$
$m_s^{eff}$ (eV)	-	$< 0.424$	-	-	$< 0.214$
$Y_P$	0.24	$0.253 \pm 0.003$	$0.259 \pm 0.019$	$0.268 \pm 0.020$	$0.259 \pm 0.023$
$H_0$ (km s $^{-1}$ Mpc $^{-1}$ )	$68.11 \pm 1.02$	$70.32 \pm 1.64$	$70.45 \pm 1.33$	$70.15 \pm 1.36$	$68.96 \pm 1.41$
$t_U$ (Gyr)	$13.81 \pm 0.06$	$13.47 \pm 0.18$	$13.74 \pm 0.09$	$13.55 \pm 0.17$	$13.71 \pm 0.14$
$S_8$	$0.831 \pm 0.021$	$0.824 \pm 0.019$	$0.831 \pm 0.027$	$0.824 \pm 0.021$	$0.823 \pm 0.025$

parameters [81]:

$$\Delta m_{21}^2 = 7.5 \times 10^{-5} \text{eV}^2, \Delta m_{31}^2 = 2.47 \times 10^{-3} \text{eV}^2, \Delta m_{32}^2 = -2.43 \times 10^{-3} \text{eV}^2.$$

Table 3 presents the mean values and the absolute errors (68% CL) on the main cosmological parameters obtained from the fits of different extensions of the  $\Lambda$ CDM model discussed in the text with PLANCK+WP+highL+BAO dataset, for neutrino normal and inverted mass hierarchies. In Figure 5 we compare the marginalized posterior probability distributions and the joint confidence regions obtained from our fits with the local measures of  $H_0$  and  $t_U$  and the determination of  $S_8$  from CFHTLenS survey data for neutrino normal mass hierarchy



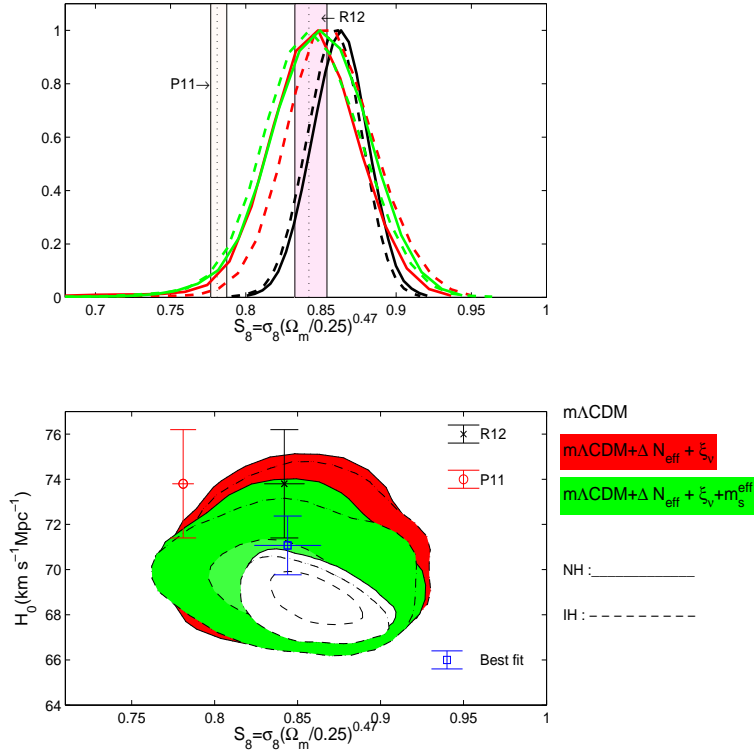
**Figure 5.** The marginalized posterior probability distributions from the fits of different extensions of the base  $\Lambda$ CDM model to the PLANCK+WP+highL+BAO+lensing dataset for normal (continuous lines) and inverted (dashed lines) neutrino mass hierarchies vs. the local measurements of  $H_0$  and  $t_U$  and the determination of  $S_8$  from CFHTLenS survey data (all indicated by bands). Bottom:  $S_8 - H_0$  and  $t_U - H_0$  joint confidence regions (at 68% and 95% CL) from the same analysis.

and the inverted one. A similar comparison is made in Figure 6 for  $S_8$  values obtained by using the cluster mass-observation relation for mass calibration offset values P11 and R12.

The results presented clearly demonstrate the preference of cosmological data for the case of cosmological model involving neutrino chemical potential ( $\xi_\nu \neq 0$ ) and three massive neutrino species ( $m_s^{eff}=0$ ) with direct mass hierarchy, that favors a total neutrino mass  $\Sigma m_\nu \sim 0.132$  eV ( $\sim 2\sigma$  statistical evidence). For this model we find that the best fit values for  $H_0$  and  $t_U$  are in agreement with their local measures within  $1.1\sigma$  and  $1.3\sigma$  respectively, while  $S_8$  is in agreement with its determination from CFHTLenS survey data at  $1.2\sigma$  and with the prediction of cluster mass-observation relation with the calibration offset value R12 at  $0.05\sigma$ . The value of  $N_{eff}$  agrees with its SM value within  $1.3\sigma$ .

Figure 7 presents the neutrino mass eigenstates ordered in normal hierarchy (NH:  $m_1 < m_2 < m_3$ ) and in the inverted one (IH:  $m_3 < m_1 < m_2$ ) as obtained from the fit of different extensions of the base  $\Lambda$ CDM model to the PLANCK+WP+highL+BAO+lensing dataset.

We conclude that the current cosmological data favor the leptonic asymmetric extension of  $m\Lambda$ CDM cosmological model and normal neutrino mass hierarchy over the models with additional sterile neutrino species and/or inverted neutrino mass hierarchy.



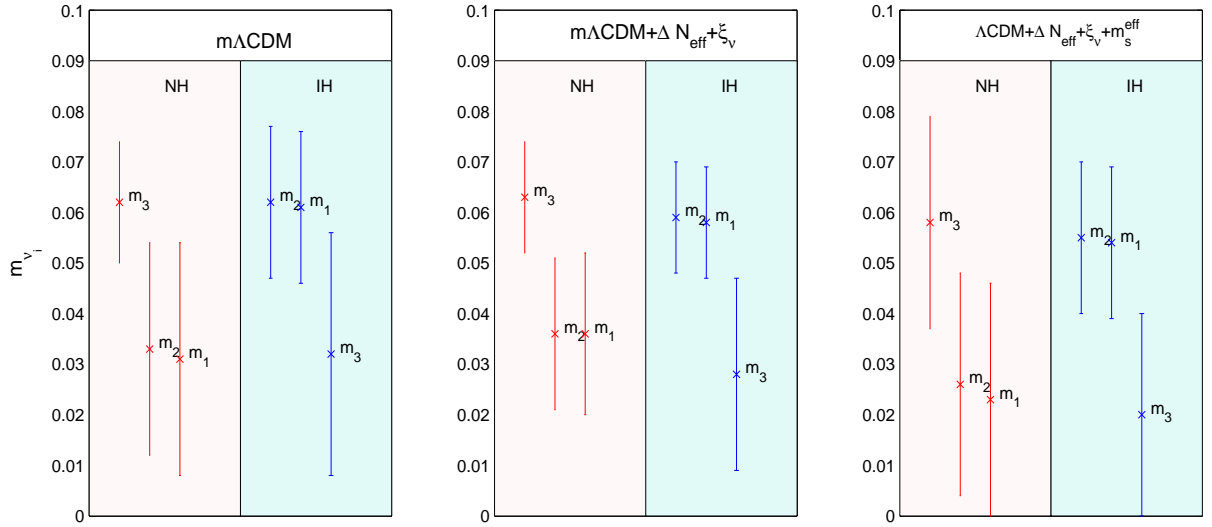
**Figure 6.** Top: The marginalized posterior probability distributions for  $S_8$  obtained from the fits of different extensions of the base  $\Lambda$ CDM model to the PLANCK+WP+highL+BAO+lensing dataset for normal (continuous lines) and inverted (dashed lines) neutrino mass hierarchies vs.  $S_8$  values obtained by using the cluster mass-observation relation for two mass calibration offset values P11 [77] and R12 [78] (indicated by bands). Bottom:  $S_8 - H_0$  joint confidence regions (at 68% and 95% CL) obtained from the same analysis.

## 4 Conclusions

Recently, the PLANCK satellite found a larger and most precise value of the matter energy density, that impacts on the present values of other cosmological parameters such as the Hubble constant  $H_0$ , the present cluster abundances  $S_8$  and the age of the Universe  $t_U$ . The existing tension between PLANCK determination of these parameters in the frame of the base  $\Lambda$ CDM model and their determination from other measurements generated lively discussions, one possible interpretation being that some sources of systematic errors in cosmological measurements are not completely understood [1]. An alternative interpretation is related to the fact that the CMB observations, that probe the high redshift Universe are interpreted in terms of cosmological parameters at present time by extrapolation within the base  $\Lambda$ CDM model that can be inadequate or incomplete.

In this paper we quantify this tension by exploring several extensions of the base  $\Lambda$ CDM model that include the leptonic asymmetry restricted in the form of neutrinos from the requirement of universal electric neutrality.

We set bounds on the radiation content of the Universe and neutrino properties by using the latest cosmological measurements (PLANCK+WP+highL+BAO+lensing), imposing also self-consistent BBN constraints on the primordial helium abundance, which proved to be



**Figure 7.** Neutrino mass eigenstates ordered in the normal hierarchy (NH:  $m_1 < m_2 < m_3$ ) and in the inverted one (IH:  $m_3 < m_1 < m_2$ ) obtained from the fit of different extensions of the base  $\Lambda$ CDM model to the PLANCK+WP+highL+BAO+lensing dataset ( $1\sigma$  error bars).

**Table 3.** The table shows the mean values and the absolute errors (68% CL) on the main cosmological parameters obtained from the fits of different extensions of the  $\Lambda$ CDM model discussed in the text with PLANCK+WP+highL+BAO+lensing dataset, for neutrino normal mass hierarchy (NH) and the inverted one (IH).

Model	NH			IH		
	$m\Lambda$ CDM	$m\Lambda$ CDM+ $\Delta N_{eff} + \xi_\nu$	$m\Lambda$ CDM+ $\Delta N_{eff} + \xi_\nu$ + $m_s^{eff}$	$m\Lambda$ CDM	$m\Lambda$ CDM+ $\Delta N_{eff} + \xi_\nu$	$m\Lambda$ CDM+ $\Delta N_{eff} + \xi_\nu$ + $m_s^{eff}$
$\Sigma m_\nu$ (eV)	$0.125 \pm 0.057$	$0.132 \pm 0.048$	$0.100 \pm 0.032$	$0.154 \pm 0.054$	$0.145 \pm 0.042$	$0.128 \pm 0.031$
$m_1$ (eV)	$0.031 \pm 0.023$	$0.034 \pm 0.018$	$0.023 \pm 0.023$	$0.061 \pm 0.015$	$0.058 \pm 0.011$	$0.054 \pm 0.015$
$m_2$ (eV)	$0.033 \pm 0.021$	$0.036 \pm 0.017$	$0.026 \pm 0.022$	$0.062 \pm 0.015$	$0.059 \pm 0.011$	$0.055 \pm 0.015$
$m_3$ (eV)	$0.062 \pm 0.012$	$0.063 \pm 0.011$	$0.058 \pm 0.011$	$0.032 \pm 0.024$	$0.028 \pm 0.019$	$0.020 \pm 0.021$
$N_{eff}$	-	$3.47 \pm 0.28$	$3.21 \pm 0.14$	-	$3.46 \pm 0.28$	$3.26 \pm 0.21$
$\xi_\nu$	-	$-0.073 \pm 0.311$	$-0.035 \pm 0.290$	-	$0.121 \pm 0.362$	$0.024 \pm 0.34$
$m_s^{eff}$ (eV)	-	-	$0.076 \pm 0.070$	-	-	$0.073 \pm 0.071$
$Y_P$	0.24	$0.251 \pm 0.019$	$0.255 \pm 0.026$	0.24	$0.246 \pm 0.026$	$0.254 \pm 0.026$
$H_0$	$68.83 \pm 0.80$	$71.07 \pm 1.53$	$70.01 \pm 0.98$	$68.59 \pm 0.76$	$70.14 \pm 1.55$	$69.09 \pm 1.14$
$t_U$ (Gyr)	$13.77 \pm 0.04$	$13.49 \pm 0.21$	$13.67 \pm 0.12$	$13.78 \pm 0.04$	$13.49 \pm 0.22$	$13.66 \pm 0.16$
$S_8$	$0.829 \pm 0.020$	$0.830 \pm 0.022$	$0.828 \pm 0.026$	$0.827 \pm 0.016$	$0.842 \pm 0.022$	$0.823 \pm 0.027$

important in the estimation of cosmological parameters [1, 79]. We consider lepton asymmetric cosmological models parametrized by the neutrino total mass of three massive neutrino species  $\Sigma m_\nu$ , neutrino degeneracy parameter  $\xi_\nu$ , the variation of the extra relativistic degrees of freedom  $\Delta N_{eff}$ , and one thermally distributed sterile neutrino with the mass  $m_s$ .

From the analysis of fundamental MCMC parameters we obtain the posterior probability distributions for  $H_0$ ,  $S_8$  and  $t_U$  that we then compare to the corresponding values from other measurements. We study the consistency and cosmological implications of the leptonic



asymmetry considering: i) degenerate massive neutrinos and ii) non-degenerate massive neutrinos with the masses ordered in normal hierarchy (NI) and inverted one (IH) and neutrino mass squared differences obtained from the global fit of neutrino mixing parameters [81].

For all cosmological asymmetric models studied we find the preference of cosmological data for smaller values of  $\Sigma m_\nu$  and  $m_s$  when compared with  $\xi_\nu = 0$  case. This increases the tension between cosmological and short baseline neutrino oscillation data that favors a sterile neutrino with the mass of  $\sim 1$  eV.

For the case of degenerate massive neutrinos, we find that the discrepancies with the local determinations of  $H_0$ , and  $t_U$  are alleviated at  $\sim 1.3\sigma$  level while  $S_8$  is in agreement with its determination from CFHTLenS survey data at  $\sim 1\sigma$  and with the prediction of cluster mass-observation relation with calibration offset value R12 at  $\sim 0.5\sigma$ . This conclusion is valid for all extensions of the base  $\Lambda$ CDM with  $\xi_\nu \neq 0$ , except the model with  $m_s \neq 0$  prior for which the tension is still present (at  $\sim 2.5\sigma$  level).

We also find the preference of cosmological data for the cosmological model involving neutrino chemical potential ( $\xi_\nu \neq 0$ ) and three massive neutrino species ( $m_s^{eff}=0$ ) with direct mass hierarchy, that favors a total neutrino mass  $\Sigma m_\nu \sim 0.132$  eV ( $\sim 2\sigma$  statistical evidence). For this model we find that the best fit values for  $H_0$  and  $t_U$  are in agreement with their local measures within  $1.1\sigma$  and  $1.3\sigma$  respectively, while  $S_8$  is in agreement with its determination from CFHTLenS survey data at  $1.2\sigma$  and with the prediction of cluster mass-observation relation with the calibration offset value R12 at  $0.05\sigma$ . The value of  $N_{eff}$  agrees with its SM value within  $1.3\sigma$ .

We conclude that the current cosmological data favor the leptonic asymmetric extension of the base  $\Lambda$ CDM model and normal neutrino mass hierarchy over the models with additional sterile neutrino species and/or inverted neutrino mass hierarchy.

## Acknowledgments

This work was supported by CNCSIS Contract 82/2013 and by ESA/PECS Contract C98051. We also acknowledge the use of the GRID computing system facility at the Institute of Space Science Bucharest and would like to thank the staff working there.

## References

- [1] Planck Collaboration, P. A. R. Ade et al., *Planck 2013 results. I. Overview of products and scientific results*, arXiv:1303.5062.
- [2] Planck Collaboration, P. A. R. Ade, et al., *Planck 2013 results. XVI. Cosmological Parameters*, arXiv:1303.5076.
- [3] WMAP Collaboration, G. Hinshaw et al., *Nine-year Wilkinson Microwave Anisotropy Probe (WMAP) Observations: Cosmological Parameter Results*, *Astrophys. J. Suppl* **208** (2013) 25 [arXiv:1212.5226].
- [4] A. G. Riess, et al., *A 3% Solution: Determination of the Hubble Constant with the Hubble Space Telescope and Wide Field Camera 3*, *Astrophys J.* **730** (2011) 119 [arXiv:1103.2976].
- [5] W. L. Freedmann, B. F. Madore, V. Scowcroft, C. Burns, A. Monson, S. E. Persson, M. Seibert and J. Rigby, *Carnegie Hubble Program: A Mid-Infrared Calibration of the Hubble Constant*, *Astrophys J.* **758** (2012) 10 [arXiv:1208.3281].

- [6] B. A. Benson, T. de Haan, J. P. Dunkley et al, *Cosmological Constraints from Sunyaev-Zel'dovich-selected Clusters with X-Ray Observations in the First 178 deg<sup>2</sup> of the South Pole Telescope Survey*, *Astropys J.* **763** (2013) 21 [arXiv: 1112.5435].
- [7] C. L. Reichardt et al., *A measurement of secondary cosmic microwave background anisotropies with two years of South Pole Telescope observations*, *Astropys J.* **755** (2012) 70 [arXiv: 1111.0932].
- [8] M. Hasselfield, M. Hilton, T. A. Marriage et al., *The Atacama Cosmology Telescope: Sunyaev-Zel'dovich selected galaxy clusters at 148 GHz from three seasons of data*, *JCAP* **07** (2013) 008 [arXiv:1301.0816]
- [9] Planck Collaboration, P. A. R. Ade et al., *Planck 2013 results. XX. Cosmology from Sunyaev-Zeldovich cluster counts*, arXiv:1303.5080.
- [10] E. Rozo, E. S. Rykoff, J. G. Bartlett, A. E. Evrard, *Cluster Cosmology at a Crossroads: Neutrino Masses*, arXiv:1302.5086
- [11] M. Wyman, D. H. Rudd, R. A. Vanderveld and W. Hu,  *$\nu$ - $\Lambda$ CDM: Neutrinos reconcile Planck with the Local Universe*, arXiv:1307.7715.
- [12] D. Spergel, R. Flauger, R. Hlozek, *Planck Data Reconsidered*, arXiv: 1312.3313
- [13] Z. Hou et al., *Constraints on Cosmology from the Cosmic Microwave Background Power Spectrum of the 2500-square degree SPT-SZ Survey*, arXiv:1212.6267.
- [14] L. Verde, P. Protopapas and R. Jimenez, *Planck and the local Universe: quantifying the tension*, arXiv:1306.6766.
- [15] C. Giunti and C. W. Kim, *Fundamentals of Neutrino Physics and Astrophysics*, Oxford University Press, Oxford, UK (2007) [ISBN 978-0-19-850871-7].
- [16] J. Lesgourgues and S. Pastor, *Neutrino mass from Cosmology*, *Adv. High Energy Phys.* **2012** (2012) 608515 [arXiv:1212.6154].
- [17] J. Lesgourgues, G. Mangano, G. Miele and S. Pastor, *Neutrino Cosmology*, Cambridge University Press (2013) [ISBN: 9781139012874].
- [18] T. D. Jacques, L. M. Krauss and C. Lunardini, *Additional Light Sterile Neutrinos and Cosmology*, *Phys.Rev.* **D 87**(2013) 083515 [arXiv:1301.3119].
- [19] P. Di Bari, S. F. King and A. Merle, *Dark Radiation or Warm Dark Matter from long lived particle decays in the light of Planck*, *Phys.Lett.* **B 724** (2013) 77 [arXiv:1303.6267].
- [20] C. Boehm, M. J. Dolan and C. McCabe, *A Lower Bound on the Mass of Cold Thermal Dark Matter from Planck*, *JCAP* **08** (2013) 041 [arXiv:1303.6270].
- [21] C. Kelso, S. Profumo and F. S. Queiroz, *Non-thermal WIMPs as "Dark Radiation" in Light of ATACAMA, SPT, WMAP9 and Planck*, *Phys.Rev.* **D 88** (2013) 023511 [arXiv:1304.5243].
- [22] E. D. Valentino, A. Melchiorri and O. Mena, arXiv:1304.5981.
- [23] N. Said, E. D. Valentino and M. Gerbino, *Dark Radiation after Planck* *Phys.Rev.* **D 88** (2013) 023513 [arXiv:1304.6217].
- [24] S. Weinberg, *Goldstone Bosons as Fractional Cosmic Neutrinos*, *Phys.Rev.Lett.* **110** (2013) 241301 [arXiv:1305.1971].
- [25] L. Verde, S. M. Feeney, D. J. Mortlock and H. V. Peiris, *(Lack of) Cosmological evidence for dark radiation after Planck*, *JCAP* **09** (2013) 013 [arXiv:1307.2904].
- [26] J. Hamann and J. Hasenkamp, *A new life for sterile neutrinos: resolving inconsistencies using hot dark matter*, *JCAP* **10** (2013) 044 [arXiv:1308.3255].
- [27] R. A. Battye and A. Moss, *Evidence for massive neutrinos from CMB and lensing observations*,

arXiv:1308.5870.

- [28] S. Riemer-Sørensen, D. Parkinson, T. M. Davis, C. Blake, *Simultaneous Constraints on the Number and Mass of Relativistic Species*, *The Astrophys. J.* **763** (2013) 89 [arXiv: 1210.2131]
- [29] S. Riemer-Sørensen, D. Parkinson, T. M. Davis, *What Is Half a Neutrino? Reviewing Cosmological Constraints on Neutrinos and Dark Radiation*, *Pub. Astron. Soc. Aust.* **30** (2013) 029 [arXiv: 1301.7102]
- [30] G. Mangano, G. Miele, S. Pastor and M. Peloso, *A precision calculation of the effective number of cosmological neutrinos*, *Phys. Lett. B* **534** (2002) 8 [astro-ph/0111408].
- [31] S. Gariazzo, C. Giunti and M. Laveder, *Light Sterile Neutrinos in Cosmology and Short-Baseline Oscillation Experiments*, arXiv:1309.3192.
- [32] MiniBooNE Collaboration, A. A. Aguilar-Arevalo et al., *A Combined  $\nu_\mu \rightarrow \nu_e$  and  $\bar{\nu}_\mu \rightarrow \bar{\nu}_e$  Oscillation Analysis of the MiniBooNE Excesses*, *Phys Rev. Lett.* **110** (2012) 161801 [arXiv:1207.4809].
- [33] C. Giunti, M. Laveder, Y.F. Li and H.W. Long, *Short-Baseline Electron Neutrino Oscillation Length After Troitsk*, *Phys. Rev. D* **87** (2012) 013004 [arXiv:1212.3805].
- [34] S. M. Feeney, H. V. Peiris, L. Verde, *Is there evidence for additional neutrino species from cosmology*, *JCAP* **04** (2013) 036 [arXiv:1302.0014]
- [35] M. Archidiacono, N. Fornengo, C. Giunti, S. Hannestad, A. Melchiorri, *Sterile neutrinos: Cosmology versus short-baseline experiments*, *Phys. Rev. D* **87** (2013) 125034 [arXiv: 1302.6720]
- [36] J. R. Kristiansen, Ø. Elgarøy, C. Giunti, M. Laveder, *Cosmology with sterile neutrino masses from oscillation experiments* arXiv:1303.4654
- [37] K. M. Smith, W. Hu, M. Kaplighat, *Cosmological information from lensed CMB power spectra*, *Phys. Rev. D* **74** (2006) 123002 [astro-ph/0607315].
- [38] Y-Z. Chu, M. Cirelli, *Sterile neutrinos, lepton asymmetries, primordial elements: how much of each?*, *Phys. Rev. D* **74** (2006) 085015 [astro-ph/0608206].
- [39] D. Kirilova, *Lepton Asymmetry and Neutrino Oscillations Interplay*, *Hyperfine Interactions* **215** (2013) 111 [arXiv:1302.2923].
- [40] A. D. Dolgov, *Neutrinos in cosmology*, *Phys. Rep.* **370** (2002) 333 [hep-ph/0202122].
- [41] P. D. Serpico and G. G. Raffelt, *Lepton asymmetry and primordial nucleosynthesis in the era of precision cosmology*, *Phys. Rev. D* **71** (2005) 127301 [astro-ph/0506162].
- [42] V. Simha and G. Steigman, *Constraining the universal lepton asymmetry*, *JCAP* **08** (2008) 011 [arXiv:0806.0179].
- [43] L. A. Popa and A. Vasile, *WMAP  $\nu_e$ -year constraints on lepton asymmetry and radiation energy density: implications for Planck*, *JCAP* **06** (2008) 028 [arXiv:0804.2971].
- [44] Y. Y. Wong, *Analytical treatment of neutrino asymmetry equilibration from  $\nu_e$  oscillations in the early universe*, *Phys. Rev. D* **66** (2002) 025015 [hep-ph/0203180].
- [45] K. N. Abazajian, J. F. Beacom and N. F. Bell, *Stringent constraints on cosmological neutrino-antineutrino asymmetries from synchronized  $\nu_e$  transformation*, *Phys. Rev. D* **66** (2002) 013008 [astro-ph/0203442].
- [46] W. Hu, D. Scott, N. Sugiyama and M. White, *The Effect of Physical Assumptions on the Calculation of Microwave Background Anisotropies*, *Phys. Rev. D* **52** (1995) 5498 [astro-ph/9505043].
- [47] R. Trotta and A. Melchiorri, *Indication for Primordial Anisotropies in the Neutrino Background from WMAP and SDSS*, *Phys. Rev Lett.* **95** (2005) 011305 [astro-ph/0412066].

- [48] J. Lesgourgues, S. Pastor, *Cosmological implications of a relic neutrino asymmetry*, *Phys. Rev. D* **60** (1999) 103521 [hep-ph/9904411].
- [49] M. Lattanzi, R. Ruffini and G. V. Vereshchagin, *Joint constraints on the lepton asymmetry of the Universe and neutrino mass from the Wilkinson Microwave Anisotropy Probe*, *Phys. Rev. D* **72** (2005) 063003 [astro-ph/0509079].
- [50] K. Ichiki, M. Yamaguchi and J. Yokoyama, *Lepton asymmetry in the primordial gravitational wave spectrum*, *Phys. Rev. D* **75** (2007) 084017 [hep-ph/0611121].
- [51] W. H. Kinney and A. Riotto, *Measuring the Cosmological Lepton Asymmetry through the Cosmic Microwave Background Anisotropy*, *Phys. Rev. Lett.* **83** (1999) 3366 [hep-ph/9903459].
- [52] M. Shiraishi, K. Ichikawa, K. Ichiki, N. Sugiyama and M. Yamaguchi, *Constraints on neutrino masses from WMAP5 and BBN in the lepton asymmetric universe*, *JCAP* **07** (2009) 005 [arXiv:0904.4396].
- [53] A. Lewis, A. Challinor and A. Lasenby, *Efficient Computation of CMB anisotropies in closed FRW models*, *Astrophys. J.* **538** (2000) 473 [astro-ph/9911177].
- [54] A. Lewis and S. Bridle, *Cosmological parameters from CMB and other data: A Monte Carlo approach*, *Phys. Rev. D* **66** (2002) 103511 [astro-ph/0205436].
- [55] Planck Collaboration, P. A. R. Ade et al., *Planck 2013 results. XV. CMB power spectra and likelihood*, arXiv: 1303.5075.
- [56] C. L. Bennet et al., *Nine-year Wilkinson Microwave Anisotropy Probe (WMAP) Observations: Final Maps and Results*, *Astrophys. J. Suppl.* **208** (2013) 20 [arXiv:1212.5225].
- [57] Planck Collaboration, P. A. R. Ade et al., *Planck 2013 results. XVII. Gravitational lensing by large-scale structure*, arXiv: 1303.5077.
- [58] S. Das et al., *The Atacama Cosmology Telescope: Temperature and Gravitational Lensing Power Spectrum Measurements from Three Seasons of Data*, [arXiv: 1301.1037].
- [59] J. Dunkley et al., *The Atacama Cosmology Telescope: likelihood for small-scale CMB data*, *JCAP* **07** (2013) 025 [arXiv: 1301.0776].
- [60] R. Keisler et al., *A Measurement of the Damping Tail of the Cosmic Microwave Background Power Spectrum with the South Pole Telescope*, *The Astrophys. J.* **743** (2011) 17 [arXiv: 1105.3182].
- [61] W. J. Percival et al., *Baryon Acoustic Oscillations in the Sloan Digital Sky Survey Data Release 7 Galaxy Sample*, *Mon. Not. Roy. Astron. Soc.*, **401** (2010) 2148 [arXiv: 0907.1660].
- [62] Sloan Digital Sky Survey Collaboration, K. Abazajian et al., *The Seventh Data Release of the Sloan Digital Sky Survey*, *Astrophys. J. Suppl.* **182** (2009) 543 [arXiv: 0812.0694].
- [63] N. Padmanabhan, X. Xu, D. J. Eisenstein, R. Scalzo, A. J. Cuesta, K. T. Mehta and E. Kazin, *A 2% Distance to  $z=0.35$  by Reconstructing Baryon Acoustic Oscillations - I: Methods and Application to the Sloan Digital Sky Survey*, *Mon. Not. Roy. Astron. Soc.* **427** (2012) 2132 [arXiv: 1202.0090].
- [64] SDSS-III Collaboration, C. P. Ahn et al., *The Ninth Data Release of the Sloan Digital Sky Survey: First Spectroscopic Data from the SDSS-III Baryon Oscillation Spectroscopic Survey*, *Astrophys. J. Suppl.* **203** (2012) 21 [arXiv: 1207.7137].
- [65] L. Anderson et al., *The clustering of galaxies in the SDSS-III Baryon Oscillation Spectroscopic Survey: baryon acoustic oscillations in the Data Release 9 spectroscopic galaxy sample*, *Mon. Not. Roy. Astron. Soc.* **427** (2012) 3435 [arXiv: 1203.6594].
- [66] D. H. Jones et al., *The 6dF Galaxy Survey: final redshift release (DR3) and southern large-scale structures*, *Mon. Not. Roy. Astron. Soc.* **399** (2009) 683 [arXiv: 0903.5451].

- [67] F. Beutler, C. Blake, M. Colless, D. H. Jones, L. Staveley-Smith, L. Campbell, Q. Parker, W. Saunders, F. Watson, *The 6dF Galaxy Survey: baryon acoustic oscillations and the local Hubble constant*, *Mon. Not. Roy. Astron. Soc.* **416** (2011) 3017 [arXiv: 1106.3366].
- [68] W. L. Freedman et al., *Final Results from the Hubble Space Telescope Key Project to Measure the Hubble Constant*, *Astrophys. J.* **553** (2001) 47 [astro-ph/0012376].
- [69] O. Pisanti, A. Cirillo, S. Esposito, F. Iocco, G. Mangano, G. Miele and P.D. Serpico, *PArthENoPE: Public algorithm evaluating the nucleosynthesis of primordial elements*, *Computer Physics Communications* **178** (2008) 956 [arXiv: 0705.0290].
- [70] J. P. Kneller and G. Steigman, *BBN for pedestrians*, *New Journal of Physics* **6** (2004) 117 [astro-ph/0406320].
- [71] S. Dodelson, L. M. Widrow, *Sterile neutrinos as dark matter*, *Phys. Rev. Lett.* **72** (1994) 3366 [arXiv:hep-ph/9303287].
- [72] H. E. Bond, E. P. Nelan, D. A. VandenBerg, G. H. Schaefer, D. Harmer, *HD 140283: A Star in the Solar Neighborhood that Formed Shortly after the Big Bang*, *The Astrophysical Journal Letters* **765** (2013) L12 [arXiv:1302.3180]
- [73] R. G. Gratton, A. Bragaglia, E. Carretta, G. Clementini, S. Desidera, F. Grundahl, S. Lucatello, *Distances and ages of NGC 6397, NGC 6752 and 47 Tuc*, *Astronomy and Astrophysics* **408** (2003) 529 [arXiv:astro-ph/0307016]
- [74] G. Imbriani et al., *The bottleneck of CNO burning and the age of Globular Clusters*, *Astronomy and Astrophysics* **420** (2004) 625 [arXiv:astro-ph/0403071]
- [75] C. Heymans, L. Van Waerbeke, L. Miller et al., *CFHTLenS: the Canada-France-Hawaii Telescope Lensing Survey*, *Monthly Notices of the Royal Astronomical Society* **427** (2012) 146 [arXiv:1210.0032].
- [76] A. Vikhlinin, R. A. Burenin, H. Ebeling, H. et al., *Chandra Cluster Cosmology Project. II. Samples and X-Ray Data Reduction*, *The Astrophysical Journal* **692** (2009) 1033 [arXiv:0805.2207].
- [77] Planck Collaboration, P. A. R. Ade et al., *Planck early results. XI. Calibration of the local galaxy cluster Sunyaev-Zeldovich scaling relations*, *Astronomy & Astrophysics* **536** (2011) A11 [arXiv:1101.2026]
- [78] E. Rozo, J. G. Bartlett, A. E. Evrard, E. S. Rykoff, *Closing the Loop: A Self-Consistent Model of Optical, X-ray, and SZ Scaling Relations for Clusters of Galaxies*, arXiv:1204.6305
- [79] E. Aver, K. Olive, E.D. Skillman, *An MCMC determination of the primordial helium abundance*, *JCAP* (**1204** (2012) 004 [arXiv: 1112.3713].
- [80] C. Giunti, M. Laveder, Y. F. Li, H. W. Long, *Pragmatic view of short-baseline neutrino oscillations*, *Phys. Rev. D* **88** (2013) 073008 [arXiv:1308.5288].
- [81] M. C. Gonzalez-Garcia, M. Maltoni, J. Salvado, T. Schwetz *Global fit to three neutrino mixing: critical look at present precision*, *JHEP* **1212** (2012) 123 [arXiv:1209.3023].