

1 **Analysis of a malaria model with mosquito host choice**
 2 **and bed-net control**

3 BRUNO BUONOMO

4 *Department of Mathematics and Applications, University of Naples Federico II*
 5 *via Cintia, I-80126 Naples, Italy*
 6 *buonomo@unina.it*

Abstract

7 A malaria model is formulated which includes the enhanced attractiveness of
 8 infectious humans to mosquitoes, as result of host manipulation by malaria
 9 parasite, and the human behavior, represented by insecticide-treated bed nets
 10 usage. The occurrence of a backward bifurcation at $R_0 = 1$ is shown to be
 11 possible, which implies that multiple endemic equilibria co-exist with a stable
 12 disease-free equilibrium when the basic reproduction number is less than unity.
 13 This phenomenon is found to be caused by disease-induced human mortality.
 14 The global asymptotic stability of the endemic equilibrium for $R_0 > 1$ is proved,
 15 by using the geometric approach to global stability. Therefore, the disease
 16 becomes endemic for $R_0 > 1$ regardless of the number of initial cases in both the
 17 human and vector populations. Finally, the impact of vector's host preferences
 18 and bed-net usage behavior on system dynamics is investigated.

19 **Subject class:** 92D30, 34C23, 34D23

20 **Keywords:** malaria, backward bifurcation, global stability, vector's host prefer-
 21 ence, human behavior

22 **1 Introduction**

23 Malaria is a life-threatening disease caused by parasites transmitted to susceptible
 24 humans through the bites of infected female mosquitoes of the genus *Anopheles*.
 25 In spite of recent successes in the struggle against malaria that have lead to a
 26 substantial reduction of reported malaria cases and deaths, latest estimates indicate
 27 that malaria is still a global emergency with 219 million cases in 2010 and a death
 28 toll ranging from 660 000 individuals [39] to 1,24 million [32].

29 Mathematical modeling of malaria transmission has a long history, intimately
 30 linked to the evolution and history of malaria over more than 100 years. As part of
 31 the necessary multi-disciplinary research approach, mathematical models have been
 32 used to provide a framework for understanding malaria transmission dynamics and
 33 the best strategies to control the disease. Starting from the basic Ross-MacDonald

34 models [27, 35], a very large literature on the subject is nowadays available. A
35 comprehensive survey on malaria mathematical modeling may be got from classical
36 sources, e. g. [2, 22, 33], and more recent contributions [28, 36].

37 In this paper, we focus on two specific aspects that have recently received much
38 attention from malaria modelers: (a) the enhanced attractiveness of infectious hu-
39 mans to mosquitoes; (b) the non-pharmaceutical interventions (NPI) usage.

40 As for point (a), it concerns the investigation of behavioral manipulation by
41 malaria parasite to increase the host's attractiveness to mosquitoes [34]. In this di-
42 rection, experimental evidence has revealed the enhanced attractiveness to mosquitoes
43 of hosts harboring the parasite's gametocytes (the stage infective to mosquitoes) [23].
44 Several mathematical models have been proposed to get an insight on understanding
45 and prediction of disease evolution when *vector bias* to infected hosts is taken into
46 account [7, 10, 19, 21, 38]. In particular, the model introduced in [10] is obtained
47 by extending the classical Ross model [35] to include the enhanced attractiveness of
48 infectious humans to mosquitoes. Later, this model has been further extended to
49 include both immigration and disease-induced death of humans [7].

50 As for point (b), non-pharmaceutical interventions aim to limit virus spread by
51 reducing contact between infectious and susceptible individuals [26]. The insecticide-
52 treated bed-nets (ITN) are among the NPI specifically targeted for malaria trans-
53 mission [24]. The effectiveness of ITN is largely influenced by behavioral factors. In
54 fact, peoples may decide to not adopt ITN, in spite of its usefulness [24], because
55 of personal reasons. Especially during the dry season, hot weather, tendency to
56 sleep outside the house and lack of mosquito nuisance are among the reasons for
57 not using the ITN [16]. As a consequence, the role of human behavior (and misbe-
58 haviors) ought be included in the modeling of ITN-usage. In this case, modeling in
59 the framework of *Behavioral Epidemiology*, where the key aspect is the impact of
60 human behavior on epidemics, is appropriate [29].

61 In this paper, we formulate and analyze a malaria model that includes both
62 vector-bias preference for infectious host and bed-net usage from the population.
63 The baseline model is the vector-bias malaria model proposed in [7], which we
64 extend by adopting the bed-net usage modeling proposed in [1], i.e. it is assumed
65 that the contact rate and the mosquito mortality are functions of the bed-net usage.

66 We perform a bifurcation analysis to detect the occurrence of a backward bi-
67 furcation and, consequently, the presence of multiple endemic equilibria co-existing
68 with a stable disease-free equilibrium when the basic reproduction number is less
69 than unity. This result is obtained by using the centre manifold theory [9, 14, 37].
70 Under the point of view of disease control, the occurrence of backward bifurcation
71 has very important implications because the classical threshold condition, $R_0 < 1$,
72 is no longer sufficient to obtain the elimination of the disease from the population.

73 We also perform a global stability analysis of the endemic equilibrium for $R_0 > 1$,

74 in the case that the total vector population is at equilibrium. We use the geometric
75 method to stability [25]. This result ensures that the disease will become endemic
76 for $R_0 > 1$ whatever the initial cases of infection in both the populations are.

77 Finally, we assess both the individual and simultaneous impact of bed-net us-
78 age behavior and vector-bias preferences on system dynamics and, in particular,
79 how they can influence the basic reproduction number and the occurrence of the
80 backward bifurcation.

81 The rest of the paper is organized as follows: in Section 2 we introduce the
82 model and give some basic properties, including the local stability of the disease-
83 free equilibrium and the existence of endemic states. In Section 3 we perform the
84 bifurcation analysis. Section 4 is devoted to the global stability analysis of the
85 endemic state. In Section 5 the impact of bed-net usage behavior and vector-
86 bias preferences on system dynamics is discussed. Concluding remarks are given in
87 Section 6.

88 2 Model and basic properties

89 We consider the following system of nonlinear ordinary differential equations:

$$\begin{aligned}
\dot{S}_h &= \Lambda_h - \lambda_h(b, \pi)S_h - \mu S_h + \delta I_h \\
\dot{I}_h &= \lambda_h(b, \pi)S_h - (\alpha + \mu + \delta)I_h \\
\dot{S}_v &= \Lambda_v - \lambda_v(b, \pi)S_v - \eta(b)S_v \\
\dot{I}_v &= \lambda_v(b, \pi)S_v - \eta(b)I_v,
\end{aligned} \tag{1}$$

90 where the upper dot denotes the time derivative and the state variables are given by
91 susceptible humans, S_h , infectious humans, I_h , susceptible vectors, S_v and infectious
92 vectors I_v . The parameters are all strictly positive constants and their meaning is
93 described in Table 1. The terms $\lambda_h(b, \pi)$ and $\lambda_v(b, \pi)$ are the forces of infection.

94 Following [10] we assume that mosquitoes that bite humans will do it at prob-
95 ability p if the human is infectious, and probability q , with $p > q$, if the human is
96 susceptible. Hence, when a mosquito bites an human, the probability that this hu-
97 man is infected is given by the ratio between the total bitten infectious humans and
98 the total bitten humans, $pI_h/(pI_h + qS_h)$, whereas the probability that this human
99 is susceptible is given by the ratio between the total bitten susceptible humans and
100 the total bitten humans, $qS_h/(pI_h + qS_h)$.

101 If π denote the ratio p/q , then $\pi \geq 1$ ($\pi = 1$ means that the enhanced attrac-
102 tiveness of infectious humans to mosquitoes is neglected) and it follows:

$$\lambda_h(b, \pi) = \frac{p_1\beta(b)I_v}{\pi I_h + S_h}, \quad \lambda_v(b, \pi) = \frac{\pi p_2\beta(b)I_h}{\pi I_h + S_h}. \tag{2}$$

Table 1: Description and baseline values of parameters in system (1).

Parameter	Description	Baseline value
Λ_h	Immigration rate in humans	$10^3/(70 \times 365)$
Λ_v	Immigration rate in mosquitoes	$10^4/21$
π	vector–bias parameter	varies
b	Proportion of ITN usage	varies
μ	Natural mortality rate in humans	$1/(70 \times 365)$
ν_{nat}	Natural mortality rate in mosquitoes	$1/21$
ν_{bn}	maximum NTI-induced death rate in mosquitoes	$1/21$
α	Disease–induced death rate in humans	10^{-3}
p_1	Prob. of disease transm. from mosquito to human	1
p_2	Prob. of disease transm. from human to mosquito	1
β_{\max}	Maximum transmission rate	0.1
β_{\min}	Minimum transmission rate	0
δ	Recovery rate of infectious humans to be susceptible	$1/4$

103 The parameter b represents the bed net usage. It ranges between $b = 0$ (no bed
104 net users) and $b = 1$ (all the individuals of host population are users). Using bed
105 nets reduces the probability for humans to be bitten. Moreover, the nets are treated
106 with insecticide. Therefore the role of b in the model is to reduce the contact rate
107 β and to increase the mosquito death rate η . Therefore, it is assumed that [1]

$$\eta(b) = \eta_{nat} + \eta_{bn}b, \quad \beta(b) = \beta_{\max} - b(\beta_{\max} - \beta_{\min}), \quad 0 \leq b \leq 1. \quad (3)$$

108 Denote by N_h and N_v the total human and vector population, respectively (i.e.
109 $N_h = S_h + I_h$ and $N_v = S_v + I_v$). Note that

$$\dot{N}_h = \Lambda_h - \mu N_h - \alpha I, \quad \dot{N}_v = \Lambda_v - \eta(b)N_v. \quad (4)$$

From these equalities, by using positiveness of solutions and a comparison theorem [23], it is not difficult to show (see [1]) that model (1) can be studied in the positively invariant and attractive set

$$\Omega = \left\{ (S_h, I_h, S_v, I_v) \in \mathbf{R}^4 : 0 \leq N_h(t) \leq \frac{\Lambda_h}{\mu}, \quad 0 \leq N_v(t) \leq \frac{\Lambda_v}{\eta(b)} \right\}.$$

110 System (1) admits the *disease-free equilibrium*

$$E_0 := (S_{h0}, 0, S_{v0}, 0) = \left(\frac{\Lambda_h}{\mu}, 0, \frac{\Lambda_v}{\eta(b)}, 0 \right). \quad (5)$$

111 The Jacobian matrix corresponding to (1) is,

$$J = \begin{pmatrix} -\frac{\partial \lambda_h}{\partial S_h} S_h - \lambda_h - \mu & -\frac{\partial \lambda_h}{\partial I_h} S_h + \delta & 0 & -\frac{\partial \lambda_h}{\partial I_v} S_h \\ \frac{\partial \lambda_h}{\partial S_h} S_h + \lambda_h & \frac{\partial \lambda_h}{\partial I_h} S_h - \alpha_0 & 0 & \frac{\partial \lambda_h}{\partial I_v} S_h \\ -\frac{\partial \lambda_v}{\partial S_h} S_v & -\frac{\partial \lambda_v}{\partial I_h} S_v & -\lambda_v - \eta(b) & 0 \\ \frac{\partial \lambda_v}{\partial S_h} S_v & \frac{\partial \lambda_v}{\partial I_h} S_v & \lambda_v & -\eta(b) \end{pmatrix}, \quad (6)$$

where $\alpha_0 = \alpha + \mu + \delta$, and, in view of (2),

$$\frac{\partial \lambda_h}{\partial S_h} = -\frac{p_1 \beta(b) I_v}{(\pi I_h + S_h)^2}; \quad \frac{\partial \lambda_h}{\partial I_h} = -\frac{p_1 \pi \beta(b) I_v}{(\pi I_h + S_h)^2}; \quad \frac{\partial \lambda_h}{\partial I_v} = \frac{p_1 \beta(b)}{\pi I_h + S_h},$$

and

$$\frac{\partial \lambda_v}{\partial S_h} = -\frac{\pi p_2 \beta(b) I_h}{(\pi I_h + S_h)^2}; \quad \frac{\partial \lambda_v}{\partial I_h} = \frac{\pi p_2 \beta(b) S_h}{(\pi I_h + S_h)^2}.$$

112 Introduce now the basic reproduction number

$$R_0 = \frac{\pi p_1 p_2 \mu \Lambda_v \beta^2(b)}{\Lambda_h \eta^2(b) (\alpha + \mu + \delta)}. \quad (7)$$

113 From now on we will omit, when it is not necessary, to explicitly indicate the b -
114 dependence of β and η . We have the following result.

115 **Theorem 2.1.** *The disease-free equilibrium E_0 , given by (5), is locally asymptoti-*
116 *cally stable if $R_0 < 1$ and unstable if $R_0 > 1$.*

117 **Proof.** Evaluated at E_0 , the Jacobian matrix (6) gives

$$J(E_0) = \begin{pmatrix} -\mu & \delta & 0 & -p_1 \beta \\ 0 & -\alpha_0 & 0 & p_1 \beta \\ 0 & -\varphi & -\eta & 0 \\ 0 & \varphi & 0 & -\eta \end{pmatrix}, \quad (8)$$

where

$$\varphi = \frac{\pi p_2 \beta \mu \Lambda_v}{\eta \Lambda_h}.$$

The eigenvalues are given by $\lambda_1 = -\mu$, $\lambda_2 = -\eta$ and the other two are eigenvalues of the submatrix

$$\bar{J}(E_0) = \begin{pmatrix} -\alpha_0 & p_1 \beta \\ \varphi & -\eta \end{pmatrix}.$$

The trace of \bar{J} is negative, and the determinant is

$$\det \bar{J}(E_0) = \alpha_0 \eta \left(1 - \frac{p_1 \beta \varphi}{\eta \alpha_0} \right).$$

118 In view of (7) it follows $\det \bar{J}(E_0) = \alpha_0 \eta (1 - R_0)$, so that E_0 is stable if $R_0 < 1$,
 119 and unstable if $R_0 > 1$. #

120 Now let us introduce the quantities

$$A_0 = \eta \Lambda_h \pi^2 (\eta + p_2 \beta), \quad (9)$$

121

$$B_0 = \pi [\eta \alpha_0 \Lambda_h (2\eta + p_2 \beta) - p_1 p_2 \beta^2 \Lambda_v (\alpha + \mu)], \quad (10)$$

122

$$C_0 = \eta^2 \alpha_0^2 \Lambda_h (1 - R_0). \quad (11)$$

Note that $C_0 > 0$ is equivalent to $R_0 < 1$, and the $B_0 < 0$ is equivalent to $R_0 > R_a$, where

$$R_a = \frac{\pi \mu (2\eta + p_2 \beta)}{\eta (\alpha + \mu)}.$$

123 The following theorem concerns the existence of endemic equilibria:

124 **Theorem 2.2.** *Model (1) has*

125 (i) *a unique endemic equilibrium if $C_0 < 0$ (i.e. if $R_0 > 1$);*

126 (ii) *a unique endemic equilibrium if*

$$B_0 < 0, \quad \text{and} \quad C_0 = 0, \quad \text{or} \quad B_0^2 - 4A_0 C_0 = 0; \quad (12)$$

127 (iii) *two endemic equilibria if*

$$C_0 > 0, \quad B_0 < 0 \quad \text{and} \quad B_0^2 - 4A_0 C_0 > 0; \quad (13)$$

128 (iv) *no endemic equilibria otherwise.*

Proof. Denote by $E^* = (S_h^*, I_h^*, S_v^*, I_v^*)$ a generic endemic equilibrium of model (1). In view of (1), the components must be solutions of the following equations:

$$S_h^* = \frac{\alpha_0 \Lambda_h}{\alpha_0 (\lambda_h^* + \mu) - \delta \lambda_h^*}; \quad I_h^* = \frac{\lambda_h^* S_h^*}{\alpha_0} = \frac{\lambda_h^* \Lambda_h}{\alpha_0 (\lambda_h^* + \mu) - \delta \lambda_h^*},$$

and

$$S_v^* = \frac{\Lambda_v}{\eta + \lambda_v^*}, \quad I_v^* = \frac{\lambda_v^* \Lambda_v}{\eta (\eta + \lambda_v^*)}$$

where $\alpha_1 = (\alpha + \mu)/(\alpha + \mu + \delta)$, and

$$\lambda_h^* = \frac{p_1 \beta I_v^*}{\pi I_h^* + S_h^*}, \quad \lambda_v^* = \frac{\pi p_2 \beta I_h^*}{\pi I_h^* + S_h^*}.$$

129 Therefore,

$$\lambda_h^* = \frac{p_1 \beta \Lambda_v \lambda_v^* [\alpha_0 (\lambda_h^* + \mu) - \delta_h \lambda_h^*]}{\eta (\pi \lambda_h^* \Lambda_h + \alpha_0 \Lambda_h) (\eta + \lambda_v^*)}, \quad (14)$$

and

$$\lambda_v^* = \frac{\pi p_2 \beta \lambda_h^*}{\pi \lambda_h^* + \alpha_0}.$$

Substituting this last in (14) one gets the quadratic equation

$$A_0 (\lambda_h^*)^2 + B_0 \lambda_h^* + C_0 = 0,$$

130 where the coefficients are given by (9)-(11). Note that $A_0 > 0$. Then, the thesis
131 follows by applying the Descartes' rule of signs. #

Theorem 2.2, point (ii), has established the possibility of multiple equilibria for $R_0 < 1$. Note that the inequality $B_0^2 - 4A_0C_0 > 0$, written in terms of the basic reproduction number, may be written

$$R_0 > R_b,$$

where

$$R_b = \frac{(\eta \alpha_0 \Lambda_h (2\eta + p_2 \beta) - p_1 p_2 \beta^2 \Lambda_v (\alpha + \mu))^2 - 4\eta^3 \Lambda_h^2 \alpha_0^2 (\eta + p_2 \beta)}{4\eta^3 \Lambda_h^2 \alpha_0^2 (\eta + p_2 \beta)}.$$

132 Therefore, model (1) has two positive equilibria if

$$\max \{R_a, R_b\} < R_0 < 1. \quad (15)$$

133 3 Bifurcation analysis

134 In this Section we prove that the occurrence of multiple endemic equilibria for $R_0 < 1$
135 comes from a backward bifurcation. This will also give information on the local
136 stability of endemic equilibria. To this aim, we study the centre manifold near
137 the criticality (at E_0 and $R_0 = 1$) by using the approach developed in [9, 14, 37],
138 which is based on the general centre manifold theory [17]. In short, this approach
139 establishes that the normal form representing the dynamics of the system on the
140 centre manifold is given by

$$\dot{u} = au^2 + b\mu u, \quad (16)$$

141 where,

$$a = \frac{\mathbf{v}}{2} \cdot D_{\mathbf{x}\mathbf{x}}\mathbf{f}(\mathbf{x}_0, 0)\mathbf{w}^2 \equiv \frac{1}{2} \sum_{k,i,j=1}^n v_k w_i w_j \frac{\partial^2 f_k}{\partial x_i \partial x_j}(\mathbf{x}_0, 0), \quad (17)$$

142 and

$$b = \mathbf{v} \cdot D_{\mathbf{x}\xi}\mathbf{f}(\mathbf{x}_0, 0)\mathbf{w} \equiv \sum_{k,i=1}^n v_k w_i \frac{\partial^2 f_k}{\partial x_i \partial \xi}(\mathbf{x}_0, 0). \quad (18)$$

143 Note that in the (17) and (18) ξ denotes a bifurcation parameter to be chosen, f_i 's
 144 denote the right hand side of system (1), \mathbf{x} denote the state vector, \mathbf{x}_0 the disease-
 145 free equilibrium E_0 and \mathbf{v} and \mathbf{w} denote the left and right eigenvectors, respectively,
 146 corresponding to the null eigenvalue of the Jacobian matrix of system (1) evaluated
 147 at the criticality.

148 In our case, let us take p_2 as bifurcation parameter. Then, $R_0 = 1$ is equivalent
 149 to

$$p_2 = p_2^{crit} := \frac{\Lambda_h \eta^2 (\alpha + \eta + \delta)}{\pi p_1 \mu \Lambda_v \beta^2}. \quad (19)$$

150 It can be seen that Theorem 2.1 implies that $b > 0$ (see [37]). Therefore, the sign
 151 of coefficient (17) ‘decides’ the direction of the bifurcation occurring at $p_2 = p_2^{crit}$.
 152 Precisely, if $a > 0$, then system (1) exhibits a backward bifurcation at $R_0 = 1$. If
 153 $a < 0$, then the system exhibits a forward bifurcation at $R_0 = 1$ [9, 14, 37].

154 **Theorem 3.1.** *If*

$$\Theta := \frac{\alpha + \mu}{\Lambda_h} - 2 \frac{\pi \mu}{\Lambda_h} - \frac{\alpha_0 \eta}{\beta p_1 \Lambda_v} > 0, \quad (20)$$

155 *then system (1) exhibits a backward bifurcation at $R_0 = 1$. If the reversed inequality*
 156 *holds, then the system exhibits a forward bifurcation at $R_0 = 1$.*

157 **Proof.** Let us begin by observing that the matrix

$$J(E_0, p_2^{crit}) = \begin{pmatrix} -\mu & \delta & 0 & -p_1 \beta \\ 0 & -\alpha_0 & 0 & p_1 \beta \\ 0 & -\frac{\eta \alpha_0}{p_1 \beta} & -\eta & 0 \\ 0 & \frac{\eta \alpha_0}{p_1 \beta} & 0 & -\eta \end{pmatrix}, \quad (21)$$

158 admits a simple zero eigenvalue and the other eigenvalues are real and negative.
 159 Hence, when $p_2 = p_2^{crit}$ (or, equivalently, when $R_0 = 1$), the disease-free equilibrium
 160 E_0 is a nonhyperbolic equilibrium.

Denote by $\mathbf{v} = (v_1, v_2, v_3)$, and $\mathbf{w} = (w_1, w_2, w_3)^T$, a left and a right eigenvector
 associated with the zero eigenvalue, respectively, such that $\mathbf{v} \cdot \mathbf{w} = 1$. We get:

$$\mathbf{v} = \left(0, \frac{\eta \alpha_0}{p_1 \beta (\eta + \alpha_0)}, 0, \frac{\alpha_0}{\eta + \alpha_0} \right), \quad \mathbf{w} = \left(-\frac{p_1 \beta (\alpha + \mu)}{\mu \alpha_0}, \frac{p_1 \beta}{\alpha_0}, -1, 1 \right)^T.$$

Taking into account of system (1) and considering only the nonzero components of the left eigenvector \mathbf{v} , it follows that

$$a = 2v_2w_2w_4 \frac{\partial^2 f_2}{\partial I_h \partial I_v}(E_0, p_2^{crit}) + 2v_4w_1w_2 \frac{\partial^2 f_4}{\partial S_h \partial I_h}(E_0, p_2^{crit}) + \\ 2v_4w_2w_3 \frac{\partial^2 f_4}{\partial I_h \partial S_v}(E_0, p_2^{crit}) + v_4w_2^2 \frac{\partial^2 f_4}{\partial I_h^2}(E_0, p_2^{crit}).$$

Now it can be checked that

$$\frac{\partial^2 f_2}{\partial I_h \partial I_v}(E_0, p_2^{crit}) = -\frac{\pi p_1 \beta}{S_{h0}}, \quad \frac{\partial^2 f_4}{\partial S_h \partial I_h}(E_0, p_2^{crit}) = -\frac{\pi p_2^{crit} \beta}{S_{h0}^2} S_{v0},$$

and

$$\frac{\partial^2 f_4}{\partial I_h \partial S_v}(E_0, p_2^{crit}) = \frac{\pi p_2^{crit} \beta}{S_{h0}}, \quad \frac{\partial^2 f_4}{\partial I_h^2}(E_0, p_2^{crit}) = -\frac{2\pi^2 p_2^{crit} \beta}{S_{h0}^2} S_{v0},$$

In view of (19) we have

$$\frac{\partial^2 f_4}{\partial S_h \partial I_h}(E_0, p_2^{crit}) = -\frac{\eta \alpha_0}{\beta p_1 S_{h0}}, \quad \frac{\partial^2 f_4}{\partial I_h \partial S_v}(E_0, p_2^{crit}) = \frac{\eta \alpha_0}{\beta p_1 S_{v0}},$$

and

$$\frac{\partial^2 f_4}{\partial I_h^2}(E_0, p_2^{crit}) = -\frac{2\pi \eta \alpha_0}{p_1 \beta S_{h0}},$$

where S_{h0} and S_{v0} are given in (5). Then, it follows

$$a = \frac{2p_1 \beta \eta}{(\eta + \alpha_0)} \Theta,$$

161 where Θ is defined in (20). Therefore, system (1) exhibits backward or forward
162 bifurcation at $R_0 = 1$ according to the sign of Θ . #

163 From (20) it follows that $\alpha = 0$ implies $\Theta < 0$, since $\pi \geq 1$. In other words, the
164 disease-induced mortality is responsible for the occurrence of backward bifurcation.
165 However, both the vector-bias parameter π and the bed-net usage parameter b have
166 a role in the phenomenon occurrence. This will be investigated later on (Section 5),
167 where the impact of π and b on the quantity Θ given by (20) will be investigated.
168 However, this influence may be “visualized” in the bifurcation diagram. See Figure
169 1 and Figure 2, where the paths of the endemic states are depicted for various
170 values of π and b . We use the parameter values in Table 1, which are taken from
171 [1]. A possible baseline value of the vector-bias parameter is $\pi = 2$, since the test
172 performed in [23] shows that the number of mosquitoes attracted to gametocytes

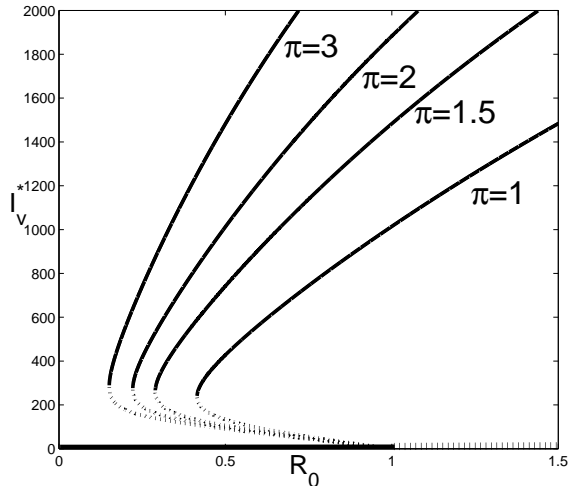


Figure 1: The backward bifurcation curves in the (R_0, I_v^*) -plane as π is varied and $b = 0.4$. The solid lines represent stability, the dotted lines represent instability. The set of parameter values is given in Table 1, with the exception of p_2 , which has been taken as bifurcation parameter.

173 carrier is the double of those attracted to other individuals (uninfected or carrying
 174 non transmittable forms of the parasite). Therefore, we estimate that mosquito that
 175 bite humans will do it at a probability $2/3$ if the human is infectious (in the sense
 176 that it carries gametocytes) and $1/3$ if the human is susceptible, so that $\pi = 2$.

177 From Figure 1 it can be seen that π has a huge influence on the saddle-node
 178 threshold of R_0 , i.e. the value of R_0 below which the only stable equilibrium is
 179 the disease-free equilibrium. This threshold decreases as π increases, so that high
 180 values of π make the disease eradication more difficult. From Figure 2 we see that
 181 this threshold remains substantially unchanged by changing b .

182 Note the bifurcation diagrams are depicted in terms of R_0 rather than the bi-
 183 furcation parameter p_2 . A consequence of that is the apparent increasing values of
 184 the stable branch of I_v^* as b increases (Figure 2). Instead, the values of the stable
 185 infectious vectors at equilibrium are decreasing with b , as shown in Figure 3.

186 4 Global stability of the endemic equilibrium

187 In [1] the global stability analysis for the malaria model incorporating bed-net usage
 188 has been performed for the special case $\alpha = 0$ (no disease-induced human deaths),
 189 which implies that the total human population converges to S_{h0} . If we do the same

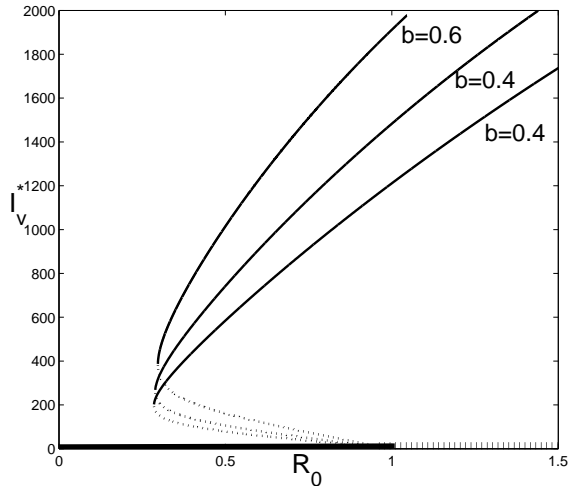


Figure 2: The backward bifurcation curves in the (R_0, I_v^*) -plane as b is varied and $\pi = 2$. The solid lines represent stability, the dotted lines represent instability. The set of parameter values is given in Table 1, with the exception of p_2 , which has been taken as bifurcation parameter.

190 here, model (1) may be simplified by assuming that the human population is at
 191 equilibrium, i. e. $N_h(t) = S_{h0}$, for all $t > 0$. In this case, the second generation
 192 approach given in [8, 12] may be fruitfully used to establish that the disease-free
 193 equilibrium is globally asymptotically stable when $R_0 < 1$. This has been done in
 194 [1] and could be analogously obtained here for model (1). Instead, here we focus on
 195 the endemic states.

196 In the previous sections we have established that if $R_0 > 1$, then there exists
 197 an unique endemic equilibrium, say E , for system (1). We now prove that such an
 198 equilibrium is globally asymptotically stable in the interior of the feasible region Ω .
 199 This means that the disease becomes endemic for $R_0 > 1$ regardless of the number
 200 of initial cases in both the human and vector populations. Furthermore, this result
 201 preclude the possibility that E destabilizes via onset of oscillations, as it may happen
 202 when the human behavior is included in epidemic modeling. For example, when the
 203 human behavior is influenced by the available information on the present and the
 204 past disease prevalence [4, 5, 13].

205 We will use the geometric approach to global stability due to M. Li and J.
 206 Muldowney [25], which is briefly summarized in the appendix. The essential of the
 207 method is that several sufficient conditions are required for the global stability of
 208 E . Precisely:

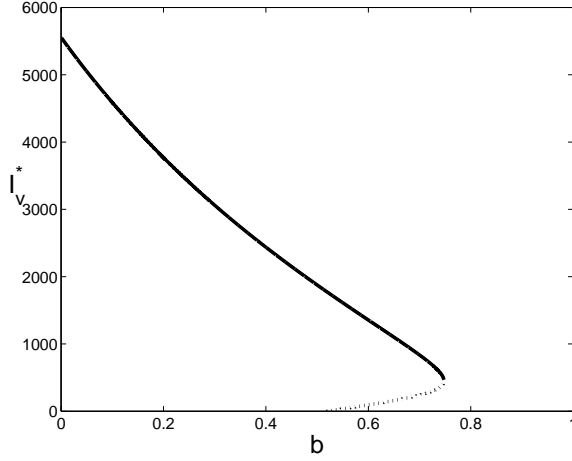


Figure 3: The infectious vectors at equilibria as b is varied and $\pi = 2$. The solid lines represent stability, the dotted lines represent instability. The set of parameter values is given in Table 1, and $p_2 = 0.6$.

- 209 (i) the uniqueness of E in the interior of the set Ω (i.e. condition (H.1) in the
 210 appendix);
 211 (ii) the existence of an absorbing compact set in the interior of Ω (i.e. condition
 212 (H.2));
 213 (iii) the fulfillment of a Bendixson criterion (i.e. inequality (31)).

214 Proving the fulfillment of these conditions for a four-dimensional system, like
 215 (1), can be done but the procedure becomes particularly involved (see for example [3,
 216 6, 18]). However, the assumption of a constant total population (vector or humans)
 217 allows to reduce model (1) to a more tractable three-dimensional system. In order
 218 to avoid the restriction $\alpha = 0$, we assume that the total population at equilibrium
 219 is that of vectors, instead of humans, as done in [1], i. e. we assume $N_v(t) = V$
 220 (const.), for all $t > 0$. From (4) and (5) it immediately follows that $V = S_{v0}$. Under
 221 this assumption, from (1) we get

$$\begin{aligned}
 \dot{S}_h &= \Lambda_h - \lambda_h(b, \pi)S_h - \mu S_h + \delta I_h \\
 \dot{I}_h &= \lambda_h(b, \pi)S_h - (\alpha + \mu + \delta) I_h \\
 \dot{I}_v &= \lambda_v(b, \pi)(V - I_v) - \eta(b)I_v,
 \end{aligned} \tag{22}$$

where $\lambda_h(b, \pi)$ and $\lambda_v(b, \pi)$ are given in (2). This system may be studied in the feasible region

$$\Omega_0 = \left\{ (S_h, I_h, I_v) \in \mathbf{R}^3 : 0 \leq N_h(t) \leq \frac{\Lambda_h}{\mu}, \quad 0 \leq I_v(t) \leq V \right\}.$$

222 We have the following result:

223 **Theorem 4.1.** *Suppose that in system (1) the vector population is at equilibrium.*
 224 *If $R_0 > 1$, then the unique endemic equilibrium E of (1) is globally asymptotically*
 225 *stable.*

Proof. When $R_0 > 1$, system (22) satisfies conditions (H.1)-(H.2). In fact, the existence and uniqueness of E has been shown in Section 2. On the other hand, the instability of E_0 (Theorem 2.1), implies the uniform persistence [15], i.e. there exists a constant $c > 0$ such that any solution $(S_h(t), I_h(t), I_v(t))$ with $(S_h(0), I_h(0), I_v(0))$ in the interior of Ω_0 , satisfies

$$\min \left\{ \liminf_{t \rightarrow \infty} S_h(t), \liminf_{t \rightarrow \infty} I_h(t), \liminf_{t \rightarrow \infty} I_v(t) \right\} > c.$$

226 The uniform persistence together with boundedness of Ω_0 , is equivalent to the ex-
 227 istence of a compact set K in the interior of Ω_0 which is absorbing for (1), see [20].
 228 Thus, (H.1) is verified. Moreover, E is the only equilibrium in the interior of Ω_0 , so
 229 that (H.2) is also verified.

230 It remains to find conditions for which the Bendixson criterion given by (31) is
 231 verified.

To this aim, note first that the Jacobian matrix corresponding to system (22) is given by

$$J = \begin{pmatrix} -\frac{\partial \lambda_h}{\partial S_h} S_h - \lambda_h - \mu & -\frac{\partial \lambda_h}{\partial I_h} S_h + \delta & -\frac{\partial \lambda_h}{\partial I_v} S_h \\ \frac{\partial \lambda_h}{\partial S_h} S_h + \lambda_h & \frac{\partial \lambda_h}{\partial I_h} S_h - (\alpha + \mu + \delta) & \frac{\partial \lambda_h}{\partial I_v} S_h \\ \frac{\partial \lambda_v}{\partial S_h} (V - I_v) & \frac{\partial \lambda_v}{\partial I_h} (V - I_v) & -\lambda_v - \eta \end{pmatrix}.$$

From this we get the second additive compound matrix

$$J^{[2]}(S_h, I_h, I_v) = \begin{pmatrix} -a_{11} & \frac{\partial \lambda_h}{\partial I_v} S_h & \frac{\partial \lambda_h}{\partial I_v} S_h \\ \frac{\partial \lambda_v}{\partial I_h} (V - I_v) & -a_{22} & -\frac{\partial \lambda_h}{\partial I_h} S_h + \delta \\ -\frac{\partial \lambda_v}{\partial S_h} (V - I_v) & \frac{\partial \lambda_h}{\partial S_h} S_h + \lambda_h & -a_{33} \end{pmatrix},$$

where,

$$a_{11} = \alpha + 2\mu + \delta + \lambda_h + \left(\frac{\partial \lambda_h}{\partial S_h} - \frac{\partial \lambda_h}{\partial I_h} \right) S_h,$$

$$a_{22} = \mu + \eta + \lambda_h + \lambda_v + \frac{\partial \lambda_h}{\partial S_h} S_h,$$

$$a_{33} = \alpha + \mu + \delta + \eta + \lambda_v - \frac{\partial \lambda_h}{\partial I_h} S_h.$$

232 Choose now the matrix $P = P(S_h, I_h, I_v) = \text{diag}(1, I_h/I_v, I_h/I_v)$. Then $P_f P^{-1} =$
 233 $\text{diag}(0, \dot{I}_h/I_h - \dot{I}_v/I_v, \dot{I}_h/I_h - \dot{I}_v/I_v)$, and the matrix $B = P_f P^{-1} + P J^{[2]} P^{-1}$ can
 234 be written in block form as

$$B = \begin{bmatrix} B_{11} & B_{12} \\ B_{21} & B_{22} \end{bmatrix},$$

where,

$$B_{11} = -\alpha - 2\mu - \delta - \lambda_h - \left(\frac{\partial \lambda_h}{\partial S_h} - \frac{\partial \lambda_h}{\partial I_h} \right) S_h,$$

235

$$B_{12} = \begin{bmatrix} \frac{S_h I_v}{I_h} \frac{\partial \lambda_h}{\partial I_v} & \frac{S_h I_v}{I_h} \frac{\partial \lambda_h}{\partial I_v} \end{bmatrix},$$

236

$$B_{21} = \begin{bmatrix} \frac{\partial \lambda_v}{\partial I_h} \frac{I_h}{I_v} (V - I_v) \\ -\frac{\partial \lambda_v}{\partial S_h} \frac{I_h}{I_v} (V - I_v) \end{bmatrix},$$

237

$$B_{22} = \begin{bmatrix} \frac{\dot{I}_h}{I_h} - \frac{\dot{I}_v}{I_v} - a_{22} & -\frac{\partial \lambda_h}{\partial I_h} S_h + \delta \\ \frac{\partial \lambda_h}{\partial S_h} S_h + \lambda_h & \frac{\dot{I}_h}{I_h} - \frac{\dot{I}_v}{I_v} - a_{33} \end{bmatrix}.$$

Choose now the vector norm $|\cdot|$ in \mathbf{R}_+^3 given by

$$|(x, y, z)| = \max\{|x|, |y| + |z|\}.$$

Let $\sigma(\cdot)$ denote the Lozinskiĭ measure with respect to this norm. Using the method of estimating $\sigma(\cdot)$ in [25], we have

$$\sigma(B) \leq \sup \{g_1, g_2\} := \sup \{\sigma_1(B_{11}) + |B_{12}|, \sigma_1(B_{22}) + |B_{21}|\},$$

where $|B_{21}|, |B_{12}|$ are matrix norms with respect to the L^1 vector norm and σ_1 denotes the Lozinskiĭ measure with respect to the L^1 norm¹. Since B_{11} is scalar, its Lozinskiĭ measure with respect to any norm in \mathbf{R}_+ is equal to B_{11} . Therefore,

$$\sigma_1(B_{11}) = -\alpha - 2\mu - \delta - \lambda_h - \left(\frac{\partial \lambda_h}{\partial S_h} - \frac{\partial \lambda_h}{\partial I_h} \right) S_h.$$

¹i.e., for the generic matrix $A = (a_{ij})$, $|A| = \max_{1 \leq k \leq n} \sum_{j=1}^n |a_{jk}|$ and $\mu(A) = \max_{1 \leq k \leq n} (a_{kk} + \sum_{j=1(j \neq k)}^n |a_{jk}|)$.

Moreover,

$$\begin{aligned}
\sigma_1(B_{22}) &= \max \left\{ \frac{\dot{I}_h}{I_h} - \frac{\dot{I}_v}{I_v} - a_{22} + \frac{\partial \lambda_h}{\partial S_h} S_h + \lambda_h, \frac{\dot{I}_h}{I_h} - \frac{\dot{I}_v}{I_v} - a_{33} - \frac{\partial \lambda_h}{\partial I_h} S_h + \delta \right\} \\
&= \max \left\{ \frac{\dot{I}_h}{I_h} - \frac{\dot{I}_v}{I_v} - \mu - \eta - \lambda_v, \frac{\dot{I}_h}{I_h} - \frac{\dot{I}_v}{I_v} - a_{33} - \alpha - \mu - \eta - \lambda_v \right\} \\
&= \frac{\dot{I}_h}{I_h} - \frac{\dot{I}_v}{I_v} - \mu - \eta - \lambda_v,
\end{aligned}$$

and

$$|B_{12}| = \frac{S_h I_v}{I_h} \frac{\partial \lambda_h}{\partial I_v}, \quad |B_{21}| = \left(\frac{\partial \lambda_v}{\partial I_h} - \frac{\partial \lambda_v}{\partial S_h} \right) \frac{I_h}{I_v} (V - I_v).$$

238 Therefore,

$$g_1 = -\alpha - 2\mu - \delta - \lambda_h - \left(\frac{\partial \lambda_h}{\partial S_h} - \frac{\partial \lambda_h}{\partial I_h} \right) S_h + \frac{S_h I_v}{I_h} \frac{\partial \lambda_h}{\partial I_v}, \quad (23)$$

239 and

$$g_2 = \frac{\dot{I}_h}{I_h} - \frac{\dot{I}_v}{I_v} - \mu - \eta - \lambda_v + \left(\frac{\partial \lambda_v}{\partial I_h} - \frac{\partial \lambda_v}{\partial S_h} \right) \frac{I_h}{I_v} (V - I_v). \quad (24)$$

240 From (22) we get

$$\lambda_h \frac{S_h}{I_h} = \frac{\dot{I}_h}{I_h} + (\alpha + \mu + \delta), \quad (25)$$

241 and

$$\frac{\lambda_v}{I_v} (V - I_v) = \frac{\dot{I}_v}{I_v} + \eta. \quad (26)$$

242 Observe that:

$$\frac{S_h I_v}{I_h} \frac{\partial \lambda_h}{\partial I_v} = \lambda_h \frac{S_h}{I_h}, \quad (27)$$

and substitute (25) into (23) and (26) into (24), to get

$$g_1 = \frac{\dot{I}_h}{I_h} - \mu - \lambda_h - \left(\frac{\partial \lambda_h}{\partial S_h} - \frac{\partial \lambda_h}{\partial I_h} \right) S_h,$$

and

$$g_2 = \frac{\dot{I}_h}{I_h} - \mu - \lambda_v + \left[\left(\frac{\partial \lambda_v}{\partial I_h} - \frac{\partial \lambda_v}{\partial S_h} \right) \frac{I_h}{I_v} - \frac{\lambda_v}{I_v} \right] (V - I_v).$$

243 Now, taking into account of (2), we have

$$g_1 = \frac{\dot{I}_h}{I_h} - \mu - \frac{p_1 \beta \pi I_v I_h}{(\pi I_h + S_h)^2}, \quad (28)$$

244 and

$$g_2 = \frac{\dot{I}_h}{I_h} - \mu - \frac{\pi p_2 \beta I_h}{\pi I_h + S_h} - \frac{\pi(\pi - 1)p_2 \beta I_h}{(\pi I_h + S_h)^2} (V - I_v). \quad (29)$$

Equalities (28) and (29) imply

$$\sigma(B) \leq \frac{\dot{I}_h}{I_h} - \mu.$$

Along each solution $(S_h(t), I_h(t), I_v(t))$ to (22) with $(S_h(0), I_h(0), I_v(0)) \in K$, where K is the compact absorbing set, we have, for $t > T_0$,

$$\frac{1}{t} \int_0^t \sigma(B) ds \leq \frac{1}{t} \int_0^{T_0} \sigma(B) ds + \frac{1}{t} \ln \frac{I_h(t)}{I_h(T_0)} - \mu \frac{t - T_0}{t},$$

245 which implies $\bar{q}_2 < -\mu/2 < 0$, where q_2 is given by (31), so that the proof is
 246 completed. #

247 5 Role played by parameters b and π in model dynamics

We begin by discussing the impact of b and π on the basic reproduction number R_0 . Observe that from (7), taking into account of (3), it can be checked that

$$\frac{dR_0}{db} = \frac{2\pi p_1 p_2 \mu \Lambda_v [\beta(b)\beta'(b)\eta^2(b) - \eta(b)\eta'(b)\beta^2(b)]}{\Lambda_h(\alpha + \mu + \delta)\eta^4(b)} < 0$$

and

$$\frac{dR_0}{d\pi} = \frac{p_1 p_2 \mu \Lambda_v \beta^2(b)}{\Lambda_h \eta^2(b)(\alpha + \mu + \delta)} > 0$$

248 This means, as expected, that bed-net usage is beneficial, in the sense that an
 249 increase of bed-net usage produces a reduction of the basic reproduction number,
 250 whereas increasing the attractiveness of infected humans to mosquitoes produces
 251 an increasing of R_0 . As shown in the previous sections, the minimal value of R_0
 252 below which the infection cannot maintain itself in the population (at least for small
 253 perturbation of the disease-free equilibrium) depends on if or not the bifurcation at
 254 $R_0 = 1$ is subcritical (backward) or supercritical (forward).

In case of forward bifurcation, this minimal value is the classical threshold $R_0 = 1$. Therefore, from condition $R_0 < 1$ we can find the minimal value b_{crit} of bed-net usage ensuring the potential eradication of the disease. From $R_0 < 1$, in view of (7) and (3), we get

$$b > \frac{\sqrt{\pi} b_{\max} - \eta_{nat} \sqrt{\bar{\varphi}}}{\sqrt{\pi} (b_{\max} - b_{\min}) + \eta_{bn} \sqrt{\bar{\varphi}}} := b_{crit},$$

where

$$\tilde{\varphi} = \frac{(\alpha + \mu + \delta)\Lambda_h}{p_1 p_2 \mu \Lambda_v}.$$

When $\pi = 1$, we obtain the critical value in absence of vector-bias, say

$$b_1 := \frac{b_{\max} - \eta_{mat}\sqrt{\tilde{\varphi}}}{(b_{\max} - b_{\min}) + \eta_{bn}\sqrt{\tilde{\varphi}}},$$

255 which was found in [1]. Being $b_{crit} > b_1$, for $\pi > 1$, it can be deduced that this
 256 critical value of bed-net usage increases when the mosquitoes preference for biting
 257 infected humans is taken into account.

258 An analogous approach may be employed to assess the role of b and π on the min-
 259 imal value of R_0 necessary to avoid endemic states in case of backward bifurcation
 260 (see condition (15))

Now, we want to assess which of the two parameters b and π has the great-
 est influence on changes of R_0 values and hence the greatest effect in determining
 whether the disease may be cleared in the population. To this aim, we provide a
 local sensitivity analysis of the basic reproduction number (see e.g. [11]).

Denote by Ψ the generic parameter of system (1). We evaluate the *normalised
 sensitivity index*

$$S_\Psi = \frac{\Psi}{R_0} \frac{\partial R_0}{\partial \Psi},$$

261 which indicates how sensitive R_0 is to changes of parameter Ψ . A positive (resp.
 262 negative) index indicates that an increase in the parameter value results in an in-
 263 crease (resp. decrease) in the R_0 value. In our case, we have:

$$S_\pi = \frac{\pi}{R_0} \frac{\partial R_0}{\partial \pi} = 1,$$

264 and

$$S_b = \frac{b}{R_0} \frac{\partial R_0}{\partial b} = -2b \left(\frac{(\beta_{\max} - \beta_{\min})}{\beta} + \frac{\eta_{bn}}{\eta} \right).$$

265 The quantity S_b is negative, as expected, but its magnitude depends on the parame-
 266 ter values. For example, choosing the values in Table 1 and $\pi = 2$, it can be checked
 267 that it is decreasing with b and $S_b \approx -1$ when $b \approx 0.24$. This means that when the
 268 mosquito attraction to gametocytes carriers is the double of attraction to uninfected
 269 individuals, R_0 is most sensitive to changes in the bed-net usage only when the rate
 270 of adopters is up to 24%.

271 The variation of R_0 by changing b and π can be seen in Figure 4 (left panel).
 272 It is evident the harmful result of a high mosquito preference to infectious together
 273 with a low bed-net usage.

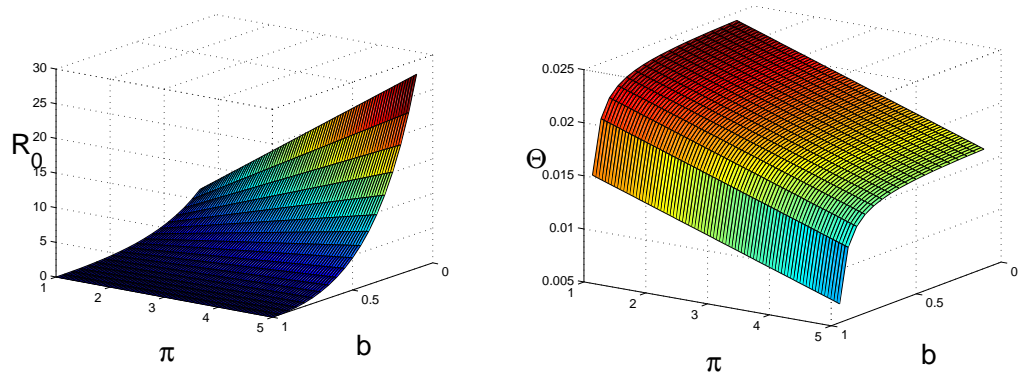


Figure 4: The basic reproduction number R_0 (left) and the quantity Θ , given by (20), plotted as functions of the vector-bias parameter π and the bed net usage b . The set of parameter values is given in Table 1.

We conclude this section by showing the effect of both the vector-bias and the bed-net usage on the backward bifurcation occurrence. This can be done by analyzing the response of parameter Θ of changing π and b . It is easy to check that

$$\frac{d\Theta}{d\pi} = -\frac{2\mu}{\Lambda_h} < 0,$$

and

$$\frac{d\Theta}{db} = -\frac{\alpha_0}{p_1\Lambda_v} \left[\frac{\eta_{bn}}{\beta_{\max} - b(\beta_{\max} - \beta_{\min})} + \frac{(\eta_{mat} + b\eta_{mb})(\beta_{\max} - \beta_{\min})}{(\beta_{\max} - b(\beta_{\max} - \beta_{\min}))^2} \right] < 0.$$

274 Therefore, even if the system undergoes a backward bifurcation, the phenomenon
 275 gets very little observable when the bed-net usage and vector-bias parameters are
 276 high enough. This two parameters affects Θ in different ways, as shown in Figure
 277 4 (right panel). Clearly, Θ reduces linearly with π , whereas low-middle values of b
 278 does not impact too much Θ , which decreases much more rapidly when b is near to
 279 its maximum $b = 1$. This means that small variation of very high values of bed-net
 280 usage produces a big reduction of Θ , so that the phenomenon becomes, in fact,
 281 negligible.

282 6 Conclusions

283 As far as we know, the simultaneous effects on malaria transmission of *vector-bias*
 284 (i. e. the enhanced attractiveness of infectious humans to mosquitoes) and human

285 behavior (here represented by bed-net usage), has never been studied before. We
286 propose a theoretical approach based on modeling and analysis of Mathematical
287 Epidemiology.

288 The baseline model used here is the vector-bias malaria model considered in [7],
289 which has been extended by adopting the bed-net usage modeling proposed in [1].
290 The “merging” of this two modeling approaches allows to assess that mosquitoes
291 preference for biting infected humans increases the minimum level of bed-net usage
292 necessary to potentially eradicate the disease. Moreover, it is shown that low bed-net
293 usage or high vector-bias produces an increase of R_0 and therefore the shift towards
294 the globally stable endemicity. We have also seen that the backward bifurcation, and
295 hence the existence of multiple endemic states under the classical threshold $R_0 =$
296 1, is a phenomenon essentially due to the disease-induced death rate of humans.
297 Therefore, this phenomenon can be observed only in regions where this rate is very
298 high. However, both b and π contributes to reduce its relevance, since their increase
299 reduces the value of Θ in Theorem 3.1, although only variation of very high values
300 of bed-net usage impacts Θ in a relevant way.

301 Furthermore, compared to [1] and [7], we have the following aspect of novelties:

- 302 • With respect to [1], we have proved that the occurrence of multiple endemic
303 equilibria for $R_0 < 1$ comes from a backward bifurcation. Using the bifur-
304 cation analysis, we are also able to get information on the local stability
305 of the endemic equilibrium emerging from the bifurcation. Furthermore, we
306 have proved that the endemic equilibrium is globally asymptotically stable for
307 $R_0 > 1$. This result is new, since in [1] the global stability analysis has been
308 performed only for the disease-free equilibrium, and for the special case $\alpha = 0$.
309 We needed the assumption of a total vector population. A similar assumption
310 was done in [1] to analyse the stability of the disease-free equilibrium.
- 311 • Compared with [7], we consider immigration of both humans and vectors. This
312 means that the first integral given by the constant total vector population does
313 not longer hold. As a consequence, the bifurcation analysis is performed for
314 a four dimensional model (instead of a three dimensional one). Furthermore,
315 the global stability of the endemic equilibrium is proved in terms of the generic
316 force of infection. Hence, the validity of the result may be easily checked for
317 any form of the force of infection.

318 In conclusion, we stress that the insecticide-treated bed-nets (ITNs) are a non-
319 pharmaceutical intervention to control malaria, which in principle is used by humans
320 independently of their infectious status. On the other hand, the enhanced attrac-
321 tiveness of infectious humans to mosquitoes is a phenomenon related to host ma-
322 nipulation by malaria parasite and therefore is specifically related to the infectious

323 status. The interplay of this two aspects and the impact on malaria transmission is
 324 not immediate at a glance. We found that encouraging bed-net usage is an effective
 325 way to control malaria because it reduces the contact rate and, in turn, this reduces
 326 the basic reproduction number and may avoid the occurrence of sub-threshold en-
 327 demic states. However, our analysis shows that mosquitoes preference for biting
 328 infected humans may negatively impact the response of malaria dynamics to bed-
 329 net usage. These considerations are the result of a theoretical approach. Real data,
 330 when available, could validate our findings.

331 A The geometric method to global stability

332 We deem appropriate to recall the geometric approach to global stability of steady
 333 states as developed by Li and Muldowney [25]. Consider the autonomous dynamical
 334 system

$$\dot{x} = f(x), \tag{30}$$

335 where $f : D \rightarrow \mathbf{R}^n$, $D \subset \mathbf{R}^n$ open set and simply connected and $f \in C^1(D)$. Let
 336 x^* be an equilibrium of (30), i.e. $f(x^*) = 0$. We recall that x^* is said to be *globally*
 337 *stable* in D if it is locally stable and all trajectories in D converge to x^* .

338 The following theorem holds [25]:

339 **Theorem A.1.** *Assume that:*

340 (H1) *there exists a compact absorbing set $K \subset D$;*

341 (H2) *the equation (30) has a unique equilibrium x^* in D . Then x^* is globally*
 342 *asymptotically stable in D provided that a function $P(x)$ and a Lozinskiĭ measure \mathcal{L}*

343 *exist such that the inequality*

$$\bar{q}_2 := \limsup_{t \rightarrow \infty} \sup_{x_0 \in \Omega} \frac{1}{t} \int_0^t \mathcal{L}(B(x(s, x_0))) ds < 0, \tag{31}$$

344 *is satisfied.*

345 In (31) the quantity B is given by

$$B = P_f P^{-1} + P J^{[2]} P^{-1},$$

346 where $P(x)$ be a $\binom{n}{2} \times \binom{n}{2}$ matrix-valued function that is C^1 on D , and the

347 matrix P_f is

$$(p_{ij}(x))_f = (\partial p_{ij}(x) / \partial x)^T \cdot f(x) = \nabla p_{ij} \cdot f(x).$$

348 Furthermore, $J^{[2]}$ is the second additive compound matrix of the Jacobian matrix
 349 J , i.e. $J(x) = Df(x)$. Finally, \mathcal{L} indicates the Lozinskiĭ measure of B with respect
 350 to a vector norm $|\cdot|$ in \mathbf{R}^N , $N = \binom{n}{2}$ (see [30])

$$\mathcal{L}(B) = \lim_{h \rightarrow 0^+} \frac{|I + hB| - 1}{h}.$$

351 We note that for a $n \times n$ Jacobian matrix $J = (J_{ij})$, $J^{[2]}$ is a $\binom{n}{2} \times \binom{n}{2}$ matrix
 352 (for a survey on compound matrices and their relations to differential equations see
 353 [31]) and in the special case $n = 3$, one has

$$J^{[2]} = \begin{bmatrix} J_{11} + J_{22} & J_{23} & -J_{13} \\ J_{32} & J_{11} + J_{33} & J_{12} \\ -J_{31} & J_{21} & J_{22} + J_{33} \end{bmatrix}.$$

354 References

- 355 [1] F. B. Augusto, S. Y. Del Valle, K. W. Blayneh, C. N. Ngonghala, M. J. Goncalves, N.
 356 Li, R. Zhao, H. Gong, The impact of bed-net use on malaria prevalence, *J. Theor.*
 357 *Biol.*, 320 (2013) 58–65.
- 358 [2] J. L. Aron, R. M. May, The population dynamics of malaria. In: *The Population Dy-*
 359 *namics of Infectious Disease: Theory and Applications*, R. M. Anderson, ed., Champ-
 360 man and Hall, London, 139–179, 1982.
- 361 [3] M. M. Ballyk, C. C. McCluskey, G. S. K. Wolkowicz, Global analysis of competition
 362 for perfectly substitutable resources with linear response, *J. Math. Biol.*, 51 (2005)
 363 458–490.
- 364 [4] B. Buonomo, A. d’Onofrio, D. Lacitignola, Globally stable endemicity for infectious
 365 diseases with information-related changes in contact patterns, *Appl. Math. Letters*, 25
 366 (2012) 1056–1060.
- 367 [5] B. Buonomo, A. d’Onofrio, D. Lacitignola, Modeling of pseudo-rational exemption to
 368 vaccination for SEIR diseases, *J. Math. Anal. Appl.*, 404 (2013) 385–398.
- 369 [6] B. Buonomo, D. Lacitignola, Analysis of a tuberculosis model with a case study in
 370 Uganda, *J. Biol. Dyn.*, 4 (2010) 571–593.
- 371 [7] B. Buonomo, C. Vargas De-León, Stability and bifurcation analysis of a vector-bias
 372 model of malaria transmission, *Math. Biosci.*, 242 (2013) 59–67.
- 373 [8] C. Castillo-Chavez, S. Blower, P. van den Driessche, D. Kirschner, A. A. Yakubu,
 374 *Mathematical Approaches for Emerging and Reemerging Infectious Diseases*, Springer-
 375 Verlag, New York, 2002.

- 376 [9] C. Castillo-Chavez, B. Song, Dynamical models of tuberculosis and their applications,
377 *Math. Biosci. Engin.*, 1 (2004) 361–404.
- 378 [10] F. Chamchod, N. F. Britton, Analysis of a vector-bias model on malaria transmission,
379 *Bull. Math. Biol.*, 73 (2011) 639–657.
- 380 [11] G. Chowell, C. Castillo-Chavez, P. W. Fenimore, C. M. Kribs-Zaleta, L. Arriola, J.
381 M. Hyman, Model Parameters and Outbreak Control for SARS, *Emerg. Infect. Dis.*,
382 10 (2004) 1258–1263.
- 383 [12] O. Diekmann, J. A. P. Heesterbeek, *Mathematical Epidemiology of Infectious Diseases:*
384 *Model Building, Analysis and Interpretation*, Wiley, New York, 2000.
- 385 [13] A. dOnofrio, P. Manfredi, E. Salinelli, Vaccinating behaviour, information, and the
386 dynamics of SIR vaccine preventable diseases, *Theor. Popul. Biol.*, 71 (2007) 301–317.
- 387 [14] J. Dushoff, W. Huang, C. Castillo-Chavez, Backward bifurcations and catastrophe in
388 simple models of fatal diseases, *J. Math. Biol.*, 36 (1998) 227–248.
- 389 [15] H. I. Freedman, S. Ruan, M. Tang, Uniform persistence and flows near a closed posi-
390 tively invariant set, *J. Diff. Equations*, 6 (1994) 583–600.
- 391 [16] C. Frey, C. Traoré, M. De Allegri, B. Kouyaté, O. Müller, Compliance of young children
392 with ITN protection in rural Burkina Faso. *Malar. J.*, 5 (2006) 70.
- 393 [17] J. Guckenheimer, P. Holmes, *Nonlinear Oscillations, Dynamical Systems and Bifurca-*
394 *tions of Vector Fields*, Springer-Verlag, Berlin, 1983.
- 395 [18] A. B. Gumel, C. C. McCluskey, J. Watmough, An SVEIR model for assessing potential
396 impact of an imperfect ANTI-SARS vaccine, *Math. Biosci. Eng.*, 3 (2006) 485–512.
- 397 [19] G. R. Hosack, P. A. Rossignol, P. van den Driessche, The control of vector-borne disease
398 epidemics, *J. Theoret. Biol.*, 255 (2008) 16–25.
- 399 [20] V. Hutson, K. Schmitt, Permanence and the dynamics of biological systems, *Math.*
400 *Biosci.*, 111 (1992) 1–71.
- 401 [21] J. G. Kingsolver, Mosquito host choice and the epidemiology of malaria, *Am. Nat.*, 130
402 (1987) 811–827.
- 403 [22] J. C. Koella, On the use of mathematical models of malaria transmission, *Acta Trop.*,
404 49 (1991) 1–25.
- 405 [23] R. Lacroix, W. R. Mukabana, L. C. Gouagna, J. C. Koella, Malaria infection increases
406 attractiveness of humans to mosquitoes, *PLOS Biol.*, 3 (2005) e298.
- 407 [24] C. Lengeler, Insecticide-treated bed nets and curtains for preventing malaria, *Cochane*
408 *Database Syst. Rev. Art. No. CD000363* (2004).
- 409 [25] M. Y. Li, J. S. Muldowney, A geometric approach to global-stability problems, *SIAM*
410 *J. Math. Anal.*, 27 (1996) 1070–1083.
- 411 [26] F. Lin, K. Muthuraman, M. Lawley, An optimal control theory approach to non-
412 pharmaceutical interventions. *BMC Infect. Dis.*, 10 (2010) 32–45.

- 413 [27] G. Macdonald, The Epidemiology and Control of malaria. London, Oxford University
414 Press, 1957.
- 415 [28] S. Mandal, R. R. Sarkar, S. Sinha, Mathematical models of malaria – a review, Malaria
416 Journal, 10 (2011) 202.
- 417 [29] P. Manfredi, A. d’Onofrio (eds), Modeling the Interplay Between Human Behavior and
418 the Spread of Infectious Diseases. Springer (2013).
- 419 [30] R. H. Martin Jr, Logarithmic norms and projections applied to linear differential sys-
420 tems, J. Math. Anal. Appl., 45 (1974) 432–454.
- 421 [31] J. S. Muldowney, Compound matrices and ordinary differential equations, Rocky
422 Mount. J. Math., 20 (1990) 857–872.
- 423 [32] C. J. L. Murray, L. C. Rosenfeld, S. S. Lim, et al. Global malaria mortality between
424 1980 and 2010: a systematic analysis, Lancet, 379 (2012) 413–431.
- 425 [33] J. Nedelman, Introductory review: Some new thoughts about some old malaria models,
426 Math. Biosci., 73 (1985) 159–182.
- 427 [34] R. Poulin, E. P. Levri, Applied aspects of host manipulation by parasites. In: Host
428 Manipulation by Parasites, D. P. Hughes, J. Brodeur and F. Thomas eds. Oxford
429 University Press, 2012. 172–194.
- 430 [35] R. Ross, An application of the theory of probabilities to the study of *a priori* pathom-
431 etry, Proc. R. Soc. Lond. A, 92 (1916) 204–230.
- 432 [36] D. L. Smith, K. E. Battle, S. I. Hay, C. M. Barker, T. W. Scott, F. E. McKenzie,
433 Ross, Macdonald, and a theory for the dynamics and control of mosquito–transmitted
434 pathogens. PLOS Pathogens, 8 (2012) e1002588.
- 435 [37] P. van den Driessche, J. Watmough, Reproduction numbers and sub–threshold endemic
436 equilibria for compartmental models of disease transmission, Math. Biosci., 180 (2002)
437 29–48.
- 438 [38] C. Vargas-De-León, Global analysis of a delayed vector–bias model for malaria trans-
439 mission with incubation period in mosquitoes, Math. Biosci. Eng., 9 (2012) 165–174.
- 440 [39] World Health Organization, Malaria, Fact sheet n.94, March 2013.
441 <http://www.who.int/mediacentre/factsheets/fs094/en/#> (Accessed Jul 15, 2013)