

One dimensional massless Dirac bands in semiconductor superlattices

F. Carosella,^{1,*} A. Wacker,² R. Ferreira,¹ and G. Bastard¹

¹*Laboratoire Pierre Aigrain, ENS-CNRS UMR 8551, Universit es P. et M. Curie and Paris-Diderot, 24, rue Lhomond, 75231 Paris Cedex 05, France*
²*Mathematical Physics, Lund University, Box 118, S-22100 Lund, Sweden*

Semiconductor superlattices may display dispersions that are degenerate either at the zone center or zone boundary^{1,2}. We show that they are linear upon the wave-vector in the vicinity of the crossing point. This establishes a realisation of massless Dirac bands within semiconductor materials. We show that the eigenstates and the corresponding Wannier functions of these superlattices have peculiar symmetry properties. We discuss the stability of the properties of such superlattices versus the electron in-plane motion. As a distinct fingerprint, the inter-subband magneto-absorption spectrum for such superlattices is discussed.

PACS numbers: 73.21.Ac, 78.67.Pt

Massless Dirac bands, electronic dispersion relations that are linear upon the wave-vector in the vicinity of a high symmetry point in the Brillouin zone, are heavily searched because they lead to unusual physical properties^{3,4}. The prototype of material that displays such linear dispersion relations is graphene. Here, we will show that the very same linear dispersions occur for the unbound states of one dimensional semiconductor superlattices⁵ (SL), like GaAs/Ga(Al)As, provided the layer thicknesses are appropriately chosen. In the following we will refer to such specific superlattices as Dirac L's. The existence of gap-less states (sub band crossing) in the continuum of superlattices was briefly mentioned in¹ and their experimental evidence was first obtained by Sir-tori et al.² by means of intersubband absorption in (CA,In)As/(Al,In)As superlattices. Going beyond these studies we address the following issues here: (i) The occurrence of a linear dispersion with an associated Dirac point is discussed. (ii) The change in the parity property of the SL eigenstates and of their associated Wannier functions when crossing the Dirac point by a small change in the thicknesses is established. (iii) The stability of the Dirac point with respect to the electron in-plane motion, which is non-trivial as the longitudinal and in-plane motions are coupled in general. Furthermore we present our results for the inter-subband magneto-absorption where the Dirac SL's should be best evidenced.

I. ANALYTICAL RELATION FOR A DIRAC POINT

Within the present work we consider a binary SL made of a periodic stacking of layers *A* (well-acting material) and *B* (barrier-acting material) with thicknesses L_A , L_B . We denote $d = L_A + L_B$ as the SL period. We use parabolic dispersion relations in both kinds of layers characterized by effective masses m_A , m_B in the well and barrier, respectively⁶ (including band non parabolicity is doable if requested but cumbersome and does not bring any new feature to the linear dispersion problem⁷). We choose the energy origin at the bottom of the conduction

band of the well-acting material and call V_b the barrier height. We note q the SL wavevector and concentrate on the electron motion along the growth axis for states that are propagating in both kinds of layers ($\epsilon \geq V_b$). The superlattice dispersion relation for a zero in-plane wavevector, i.e. at the subband edge, is therefore⁶:

$$\cos(qd) = \cos(k_A L_A) \cos(k_B L_B) - \frac{1}{2} \left(\xi + \frac{1}{\xi} \right) \sin(k_A L_A) \sin(k_B L_B) \quad (1)$$

where

$$\xi = \frac{k_A m_B}{m_A k_B}, \quad k_A = \sqrt{\frac{2m_A \epsilon}{\hbar^2}}, \quad k_B = \sqrt{\frac{2m_B(\epsilon - V_b)}{\hbar^2}}$$

In eq.1 one sees immediately that the energies $\epsilon_{jj'}$ which fulfill:

$$k_A L_A = j\pi \quad k_B L_B = j'\pi \quad (2)$$

with j and j' integers are solutions of the equation. If $j + j'$ is even (odd) these energies are associated with $qd = 0$ ($qd = \pi$). This double Fabry-Perot condition was mentioned to be associated with zero bandgap in the SL dispersion relations^{1,2,8}. It implies a definite relationship between L_A , L_B and V_b :

$$\frac{m_B j^2 \pi^2}{m_A L_A^2} - \frac{2m_B V_b}{\hbar^2} = \frac{j'^2 \pi^2}{L_B^2} \quad (3)$$

Hence, for masses that are not too different, L_B has to be larger than L_A if $j = j'$. We show in fig. 1 the L_B versus L_A curve for $j = j' = 1$, and $j = 1$ and $j' = 2$ using the material parameters $m_A = 0.07m_0$, $m_B = 0.076m_0$, $V_b = 80$ meV. These parameters correspond roughly to GaAs/Ga_{0.89}Al_{0.11}As SL's. A low barrier height will ensure the Dirac bands to be easily optically probed and affect significantly the carrier dynamics in the SL. In this work we will show the results of the calculations for two Dirac SL's structures with the parameters indicated above and either with $L_A = 7$ nm and $L_B = 12.92$ nm (satisfying the resonance condition $j = j' = 1$), or

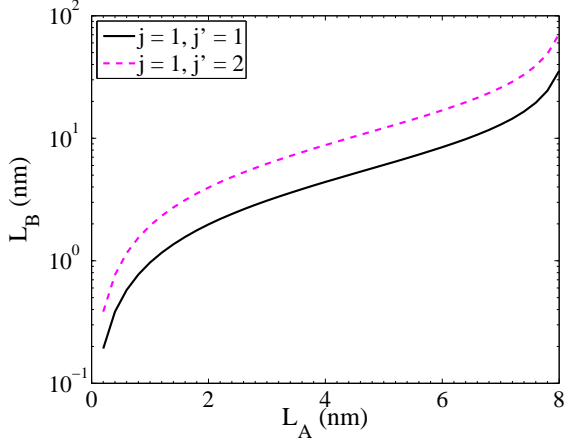


FIG. 1. Barrier (L_B) versus well (L_A) thickness for the $j = j' = 1$ resonance condition (dashed line) and for the $j = 1, j' = 2$ resonance condition (continuous line).

with $L_A = 6.6$ nm and $L_B = 21.37$ nm (satisfying the resonance condition $j = 1, j' = 2$).

The very fact that both sines in eq.1 vanish when the resonance conditions (eq.2) are satisfied implies that close to an energy $\epsilon_{jj'}$ the dispersion relations will be linear either in the vicinity of $q = 0$ or $q = \pi/d$ and degenerate in one of these points. In fact letting $\epsilon = \epsilon_{jj'} + \eta$, with η very small, for $j + j'$ odd and $q = \pi/d - Q$, with Qd small and positive, there is:

$$\eta^2 = \frac{Q^2 d^2}{G_{jj'}} \quad (4)$$

$$G_{jj'} = \frac{m_B^2 L_B^4}{\hbar^4 j'^2 \pi^2} + \frac{m_A^2 L_A^4}{\hbar^4 j^2 \pi^2} + \left(\frac{j m_B L_B}{j' m_A L_A} + \frac{j' m_A L_A}{j m_B L_B} \right) \frac{m_A m_B L_A^2 L_B^2}{\hbar^4 j j' \pi^2}$$

On the other hand for $j + j'$ even, in the vicinity of $q = 0$, we find a similar formula:

$$\eta^2 = \frac{q^2 d^2}{G_{jj'}} \quad (5)$$

where $G_{jj'}$ is the same as in eq.4. Hence, in contrast to a widespread belief, the dispersion relations of binary SL's can be linear in q in the vicinity of either the Brillouin zone center or the zone boundary provided the double Fabry Perot conditions are fulfilled. The effective velocity corresponding to this linear dispersion close to $qd = \pi$ is 4.6×10^5 m/s for the Dirac SL with $j = 1, j' = 2$ resonance. This average velocity for a $|p, q\rangle$ SL state is equal to $\langle p, q | \frac{p_z}{m_0} | p, q \rangle$ and coincides numerically with $\frac{1}{\hbar} \frac{\partial \epsilon_p}{\partial q}$ in spite of the inapplicability of the usual one band approximation to this degenerate case.

Note that for an arbitrary superlattice it is known⁹ that the dispersion relations are the solution of the fol-

lowing equation

$$\cos(qd) = f(\epsilon) \quad (6)$$

where $f(\epsilon)$ is a function of the energy. Hence, to get Dirac bands in an arbitrary superlattice, the function $f(\epsilon)$ must be such that in the vicinity of $\epsilon_c = \epsilon(q = 0)$ or $\epsilon_b = \epsilon(q = \pi/d)$ there is:

$$f(\epsilon) \approx 1 - \frac{(\epsilon - \epsilon_c)^2}{\delta_c^2} \quad \text{or} \quad f(\epsilon) \approx -1 + \frac{(\epsilon - \epsilon_b)^2}{\delta_b^2} \quad (7)$$

where δ_c and δ_b are constants. It is difficult to be more specific on general grounds since $f(\epsilon)$ is fixed by the potential profile in the superlattice unit cell. However, we note that the function $f(\epsilon)$ is usually larger or much larger than one when the electron wave is evanescent, thereby preventing eq.7 to be realized. In addition, we wish to point out that the existence of Dirac bands in a given superlattice family (that differs by the strength of the potential or by the period length as found e.g. in the cosine-shaped potential $V(z) = V_b \cos(\frac{2\pi z}{d})$) is by no means guaranteed. Let us indeed consider the Dirac comb:

$$V(z) = V_0 L \sum_n \delta(z - nd) \quad (8)$$

where L is a length and d the period. It is easily found that :

$$\cos(qd) = f(\epsilon) = \cos(kd) + \frac{m^* V_b L}{\hbar^2} \frac{\sin(kd)}{kd} \quad (9)$$

$$k = \sqrt{\frac{2m^* \epsilon}{\hbar^2}}$$

It is still true that $kd = m\pi$, with m an integer, ensures $f(\epsilon_m) = (-1)^m$. However, at these energies it is impossible to simultaneously ensure $\frac{df}{d\epsilon}(\epsilon_m) = 0$. Hence, in general, a one-dimensional potential does not always admit Dirac bands. For that reason in the present article we study only the specific case of flat band binary superlattices.

We show in fig.2 the flat band binary SL dispersion relations $\epsilon_p(q)$ calculated for a $j = j' = 1$ resonance and for a $j = 1, j' = 2$ resonance (the parameters for each structure are indicated above). As expected from the analytical calculation (eq.4 and eq.5) we find subbands with linear dispersions and degenerate at $q = 0$ or $q = \pi/d$. Specifically, for the SL with $j = j' = 1$ resonance the 2nd and 3rd subbands are degenerate at $q = 0$ and show linear dispersions close to the zone center. Conversely, for the SL with $j = 1, j' = 2$ resonance the 3rd and 4th subbands are degenerate at $q = \pi/d$ and are Dirac-like close to the zone boundary. In both cases there is a single subband bound in the well that exhibits very little dispersion (less than 1 meV). The other subbands are regular SL subbands.

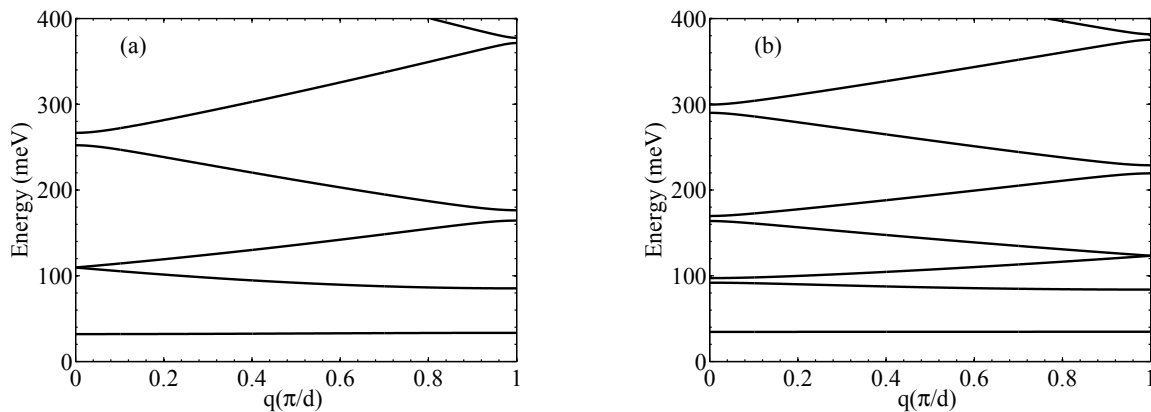


FIG. 2. Dispersion relations for a GaAs/Ga(Al)As SL verifying the resonance condition (a) $j = j' = 1$ ($V_b = 80$ meV, $L_A = 7$ nm, $L_B = 12.92$ nm) and (b) $j = 1, j' = 2$ ($V_b = 80$ meV, $L_A = 6.6$ nm, $L_B = 21.37$ nm). Notice that in both cases the first subband is bound and is almost dispersionless. In panel (a) the 2nd and 3rd subbands are Dirac-like, while in panel (b) the 3rd and 4th subbands are Dirac-like.

II. WANNIER FUNCTIONS AT THE DIRAC POINT

Moreover, the realization of a resonance condition in a SL influences dramatically the symmetry properties of the SL eigenstates and of their associated Wannier functions. Wannier functions can be constructed from the Bloch states, for SL's see, e.g., Refs. 10 and 11, where the optimization of their spatial localization was addressed. We show in fig.3 a comparison between the Wannier functions of a Dirac SL ($j = j' = 1$) and those of SL's with nearby layer thicknesses, the SL period being kept the same. On general grounds^{10,11}, the Wannier functions for a superlattice with inversion symmetry should be symmetric or antisymmetric with respect to one of the symmetry points (center of well or center of barrier). While the Wannier function of the bound subband is about the same in the three SL's, being symmetrical with respect to the center of the well, the symmetry property of subbands with energy larger than V_b are interchanged in the sequence of SL's. In the case of the wider well ($L_A = 8$ nm), the Wannier function of the second subband is antisymmetric with respect to the center of the well, and the Wannier function of the third subband is symmetric with respect to the center of the barrier. Reducing the well width (and increasing the barrier width) increases the energy of the well-like state and decreases the energy of the barrier-like state, so that the sequence is opposite at $L_A = 6.5$ nm. In between (for the Dirac SL at $L_A = 7$ nm) the symmetries of these Wannier functions are becoming ill-defined. Furthermore, the Wannier functions for the Dirac SL (evaluated by the procedure of Ref.11) are badly localized and we cannot observe an exponential decay numerically.

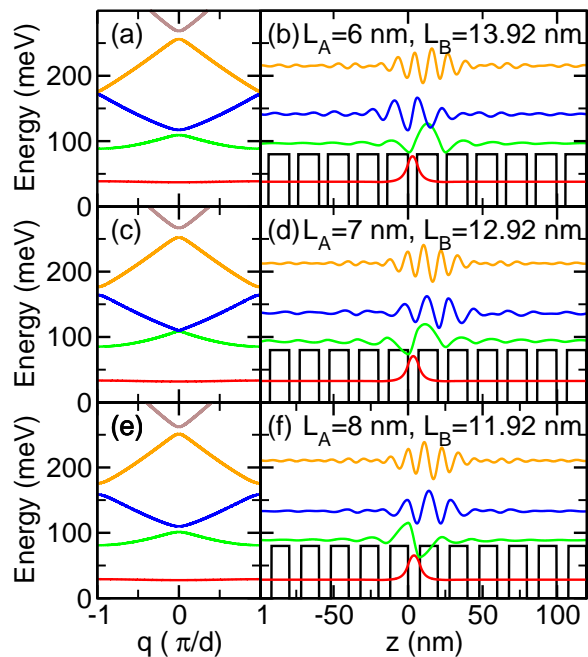


FIG. 3. Wannier functions calculated according to the procedure of Ref. 11 for a sequence of superlattices, where the middle one with $L_A = 7$ nm, $L_B = 12.92$ nm satisfies the Dirac condition.

III. ABSORPTION SPECTRUM

Linear dispersions imply a number of distinctive features. For instance, the inter-subband absorption line-shape will be drastically modified compared to the usual divergences at subband extrema $q = 0$ or $q = \pi/d$ expected for a 1D free particle with quadratic dispersion relation¹². In the following, we discuss the intersubband absorption starting from the ground subband of the superlattice. We assume a strong magnetic field has been

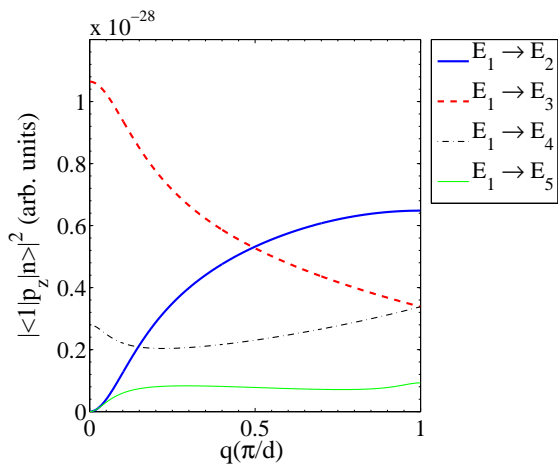


FIG. 4. Squared dipole matrix element (p_z) between the ground bound subband E_1 and the continuum subbands E_2 , E_3 , E_4 , E_5 . The Dirac subbands are E_3 and E_4 . The calculations are done for the SL satisfying $j = 1$, $j' = 2$ resonance condition.

applied parallel to the growth axis in order to Landau quantize the in-plane motion ($\omega_c \approx 16.4$ meV at $B = 10$ T for GaAs). Under such circumstances, the electronic motion is free only along the growth axis. The optical selection rules are that the electric vector of the wave has to be parallel to the growth axis and that the Landau quantum numbers are conserved for the in-plane motion and that the transitions are vertical in the reciprocal space.

We show in fig.4 the q dependence of the modulus of the intersubband p_z matrix element (from ground subband to higher energy subbands) for the 6.6 nm/21.37 nm SL satisfying the $j = 1$, $j' = 2$ resonance condition (see fig.2(b) for the dispersion relation). In this superlattice there exists an almost dispersionless bound subband E_1 at about 34 meV. The first continuum subband E_2 is regular; hence the dispersions are parabolic in the vicinity of both $q = 0$ and $q = \pi/d$ and there is no degeneracy. Thus, at $q = 0$ ($q = \pi/d$) the superlattice wavefunctions should have the same (opposite) parities with respect to the centers of the layers¹³. As a result the p_z intersubband matrix elements vanish at $q = 0$. This reasoning also applies to the other regular subbands. For the Dirac subbands with linear dispersions near $q = \pi/d$, we have found no such cancellations. Instead we find the same matrix elements at $q = \pi/d$ as if subband 4 were the continuation of subband 3.

The intersubband absorption lineshape for the 6.6 nm /21.37 nm SL is shown in fig.5. The first peak corresponds to $E_1 \rightarrow E_2$ optical transitions around $q = \pi/d$. The transition $E_1 \rightarrow E_2$ at $q = 0$ is parity forbidden and thus the associated absorption line is absent. The second peak corresponds to the $E_1 \rightarrow E_3$ transition at $q = 0$. It extends up to 129.1 meV which is the $E_1 \rightarrow E_4$ transition at $q = 0$. There is no hint of any feature around 149.2 meV which would correspond to the transitions $E_1 \rightarrow E_3$ and $E_1 \rightarrow E_4$ at $q = \pi/d$. Indeed, it can be readily

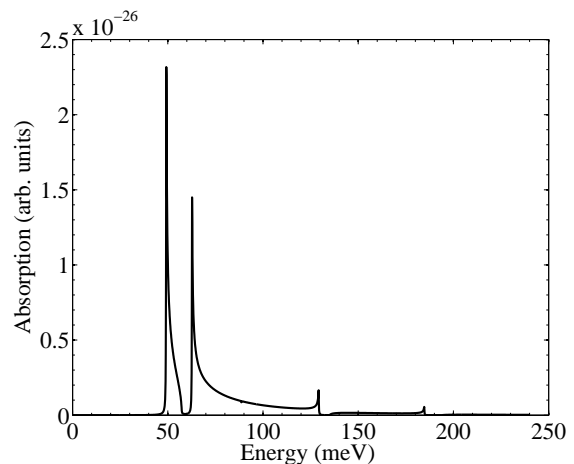


FIG. 5. Absorption spectrum from ground subband towards higher energy subbands for the 6.6 nm /21.37 nm SL ($j = 1$, $j' = 2$).

checked that in the vicinity of this energy the absorption lineshape is a plateau (with the same amplitude before and after the critical energy). Finally, the $E_1 \rightarrow E_5$ transition starts smoothly at $q = 0$ (fig.4) because it is parity forbidden at the zone center and ends up with a small singularity in the absorption spectrum at 184.7 meV, because the dipole matrix elements of $E_1 \rightarrow E_5$ is very small for any q . A similar analysis could be made for the absorption spectrum of the superlattice satisfying the $j = j' = 1$ resonance condition.

It is interesting to compare what happens to the optical spectra when the layer thicknesses are changed slightly around those that realize a Dirac SL. Fig.6 shows the intersubband absorption for the Dirac SL with well thickness $L_A = 7$ nm and for two other SL's having the same period length 19.92 nm but well thickness of respectively 6.5 nm and 8 nm (where no resonance condition is satisfied). As shown in fig.2(a) the Dirac SL satisfying the $j = j' = 1$ resonance condition has subbands E_2 and E_3 degenerate at $q = 0$ and located 77.8 meV above the ground subband. The three SL's share common optical features that are associated with the $E_1 \rightarrow E_2$ and $E_1 \rightarrow E_3$ optical absorption at $q = \pi/d$ (peaks at about 51 meV and 131 meV). Near 77 meV the SL's with $L_A = 6.5$ nm and 8 nm show a transparency window. The 6.5 nm SL has a parity forbidden transition $E_1 \rightarrow E_2$ at $q = 0$ at the beginning of the transparency region while this $q = 0$ transition is allowed for the next absorption band (peak at 80 meV). The reverse situation takes place for the SL with $L_A = 8$ nm, the $q = 0$ optical transition being allowed (peak at 72.8 meV) then forbidden on each sides of the transparency region. The Dirac SL with $L_A = 7$ nm resolves this parity change by showing no particular optical features (in particular no transparency region) at about 77 meV where the $E_1 \rightarrow E_2$ absorption ends and the $E_1 \rightarrow E_3$ absorption starts.

Optical transitions between the Dirac subbands are al-

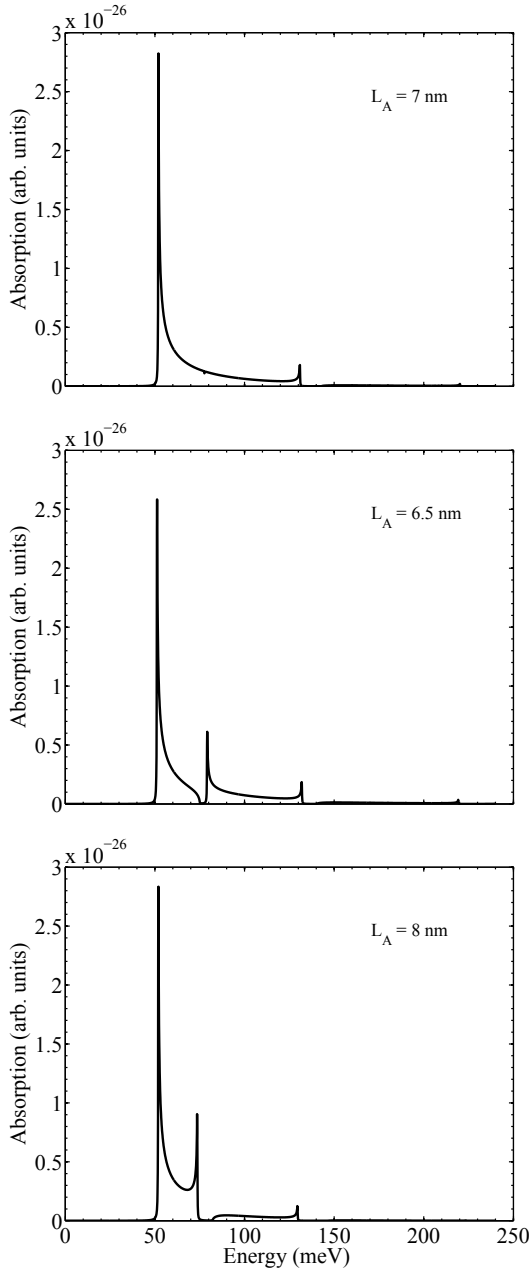


FIG. 6. Comparison between the absorption coefficient of three SL's with the same period $d = 19.92$ nm. The Dirac SL corresponds to $j = j' = 1$ and $L_A = 7$ nm.

lowed but weak as shown in the left panel of fig.7 for the $j = j' = 1$ SL. The corresponding p_z matrix element is shown in the right panel of fig.7 and vanishes both at $q = 0$, because the degeneracy point is shown at the zone center, and at $q = \pi/d$ for parity reasons.

IV. DISCUSSION

A. Stability against varying in-plane wavevector

An interesting question is to examine whether the sub-band edge persists at non zero in-plane wavevector⁸. Although the effective mass mismatch is small in the material we have chosen, the existence of degenerate bands either at $q = 0$ or $q = \pi/d$ may invalidate the usual perturbative treatments. When there is a position dependent effective mass (piecewise constant), we need to find the eigenstates of the following Hamiltonian in presence of a magnetic field:

$$H = p_z \left(\frac{1}{2m(z)} \right) p_z + V_b(z) + \frac{1}{2m(z)} (p_x^2 + (p_y + eBx)^2) \quad (10)$$

Stricto sensu, H is not separable in z and (x, y) . However, one feels that if the effective masses are not too different this non separability is not so important. Let us indeed split H into a separable H_0 and a term supposed to be small. We let:

$$\frac{1}{m(z)} = \left\langle \frac{1}{m} \right\rangle + \left(\frac{1}{m(z)} - \left\langle \frac{1}{m} \right\rangle \right) \quad (11)$$

where $\left\langle \frac{1}{m} \right\rangle$ is not yet defined. The difference inside parentheses is expected to be small. Under such a circumstance we get:

$$H = H_0 + \delta H \quad (12)$$

$$H_0 = p_z \left(\frac{1}{2m(z)} \right) p_z + V_b(z) + \frac{1}{2} \left\langle \frac{1}{m} \right\rangle (p_x^2 + (p_y + eBx)^2)$$

$$\delta H = \frac{1}{2} \left(\frac{1}{m(z)} - \left\langle \frac{1}{m} \right\rangle \right) (p_x^2 + (p_y + eBx)^2)$$

The eigenstates and eigenvalues of H_0 are known:

$$\langle \vec{r} | n, k_y, p, q \rangle = \frac{1}{\sqrt{L_y}} \exp(ik_y y) \phi_n(x + \lambda^2 k_y) \chi_{p,q}(z)$$

$$\epsilon_{n,k_y,p,q}^0 = \epsilon_p(q) + (n + 1/2) \hbar \langle \omega \rangle \quad (13)$$

where $\langle \omega \rangle = eB \left\langle \frac{1}{m} \right\rangle$ and $\lambda = \sqrt{\frac{\hbar}{eB}}$. Now, in order to make the effects associated with δH to be as small as possible, we impose that the first order correction to $\epsilon_{n,k_y,p,q}^0$ vanishes:

$$\begin{aligned} \langle n, k_y, p, q | \delta H | n, k_y, p, q \rangle &= \quad (14) \\ &= \left(n + \frac{1}{2} \right) \hbar eB \langle p, q | \left(\frac{1}{m(z)} - \left\langle \frac{1}{m} \right\rangle \right) | p, q \rangle = \\ &= \left(n + \frac{1}{2} \right) \hbar \langle \omega \rangle \left(\langle p, q | \frac{1}{m(z) \left\langle \frac{1}{m} \right\rangle} | p, q \rangle - 1 \right) = 0 \end{aligned}$$

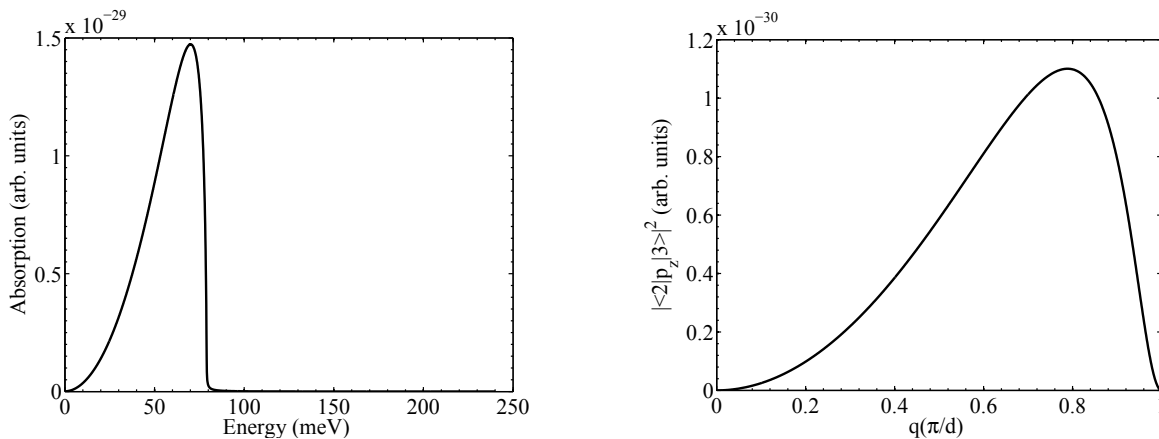


FIG. 7. Absorption spectrum (left panel) and p_z matrix element (right panel) for the optical transition from the lowest energy Dirac band to the higher energy one of the 7 nm /12.92 nm SL.

Hence, the unknown $\langle \frac{1}{m} \rangle$ should be chosen such that $\langle \frac{1}{m} \rangle = \langle p, q | \frac{1}{m} | p, q \rangle$ if one wants the lack of separation between z and (x, y) motion to be minimized. In practice, it is enough to ensure the equality in one elementary cell since the perturbation will collect all the cells' responses but also since the eigenstates are Bloch states. Implicit in the previous reasoning is the non degeneracy of the state $|p, q\rangle$. This is the case for most of the SL eigenstates except for the Dirac states. In the latter case we shall a priori define a $\langle \frac{1}{m} \rangle = \frac{L_A}{m_A} + \frac{L_B}{m_B}$ and study the effect of δH between two degenerate Dirac states. For the sake of definiteness, we shall study the effect of δH at $q = \pi/d$ for a $j = 1, j' = 2$ resonance of the unperturbed Hamiltonian. Due to the twofold degeneracy, there is some room to define the two eigenfunctions where to project δH . These are:

$$\chi_{\pi/d}^{(1)} = M \begin{cases} -\sin \frac{\pi u}{L_A} & -\frac{L_A}{2} \leq u \leq \frac{L_A}{2} \\ +\cos \frac{2\pi v}{L_B} & -\frac{L_B}{2} \leq v \leq \frac{L_B}{2} \end{cases} \quad (15)$$

$$\chi_{\pi/d}^{(2)} = M \begin{cases} -\cos \frac{\pi u}{L_A} & -\frac{L_A}{2} \leq u \leq \frac{L_A}{2} \\ +\xi \sin \frac{2\pi v}{L_B} & -\frac{L_B}{2} \leq v \leq \frac{L_B}{2} \end{cases}$$

where u and v refer to the position of the electron in layer A and B respectively and measured from the centers of the layers. M and N are constants obtained by normalizing the states in a SL period. With these wavefunctions one finds readily that δH has the following matrix elements:

$$\langle \chi^{(1)} | \delta H | \chi^{(1)} \rangle = \langle \chi^{(1)} | \delta H | \chi^{(2)} \rangle = 0 \quad (16)$$

$$\langle \chi^{(2)} | \delta H | \chi^{(2)} \rangle =$$

$$= \left(n + \frac{1}{2} \right) \frac{\hbar \langle \omega \rangle}{\langle \frac{1}{m} \rangle} \frac{L_A L_B}{L_A + L_B} \left(\frac{1}{m_A} - \frac{1}{m_B} \right) \frac{1 - \xi^2}{L_A + \xi^2 L_B}$$

with $m_A = 0.07m_0$, $m_B = 0.077m_0$, where m_0 is the free electron mass, $L_A = 6.6$ nm, $L_B = 21.3$ nm there

is $\xi = 1.752$ and $\langle \chi^{(2)} | \delta H | \chi^{(2)} \rangle = A \left(n + \frac{1}{2} \right) \hbar \langle \omega \rangle$ with $A = 1.41 \times 10^{-2}$. At $B = 10$ T and for $n = 2$ there is: $\left(n + \frac{1}{2} \right) \hbar \langle \omega \rangle = 38.3$ meV. Hence the shift is -0.5 meV. This value is indeed very small (actually much smaller than a typical broadening). Thus, for the material parameters considered here the stability of Dirac feature against the in-plane wavevector is ensured. Note that the conclusion may have to be reconsidered if the effective mass mismatch is more severe like in Ga(In)As/Al(In)As

B. Impact on Bloch-oscillations

The shape of the Dirac bands suggests in a semi-classical scenario of the Bloch oscillations ($\hbar dq/dt = -eF$, with F the electric field) that Dirac bands should be associated with an angular Bloch frequency of $eFd/2\hbar$. This is half the common value, as the carrier need to transverse two times the Brillouin zone, before the origin is reached again. However, it is not at all obvious that a semi-classical analysis applies to a situation where there is no gap between the two bands^{14,15}. In order to observe Bloch oscillations, a sufficiently large electric field is needed, so that the Bloch frequency surpasses the scattering rate. This would lead to large Zener tunneling¹⁶ for the small gaps in the superlattices considered and thus makes the observation difficult in actual semiconductor superlattices. Optical lattices¹⁷ with their absence of scattering may render the observation of Wannier quantization in Dirac SL's much easier.

C. Dirac bands and inversion symmetry

It is worth pointing out that the existence of Dirac bands in a binary SL is not related to the fact that the SL potential energy is centro-symmetric with respect to the center of one or the other layer that build the SL unit cell. Actually, we have found Dirac bands in the

case of a polytype (ternary ABC superlattice) where the SL potential is non centro-symmetric. In quaternary superlattices, one may even find a Dirac band between the first two bands, as indicated by numerical findings in fig. 5 of Ref.18.

V. CONCLUSION

Previous works proved the existence of one dimensional gapless Dirac bands in semiconductor superlattices provided multiple Fabry-Perot conditions are fulfilled. In the present work we show that the dispersion relations close to the crossing point are linear. These Dirac SL's lay at the boundary of the SL parameters where the sym-

metry of the Wannier function changes. The existence of gapless Dirac bands implies interesting optical features that partly result from density of states considerations but more importantly reflect the change in the symmetry properties of the SL states. We also discussed the stability of the properties of Dirac SL's against varying in-plane wavevector.

ACKNOWLEDGMENTS

We thank J. Dalibard and C. Sirtori for useful discussions. The work at Lund University has been supported by the Swedish Research Council.

* Electronic address: francesca.carosella@lpa.ens.fr

¹ G. Bastard, *Wave mechanics applied to semiconductor heterostructures*, Monographies de physique (Les Éditions de Physique, 1988).

² C. Sirtori, F. Capasso, D. L. Sivco, and A. Y. Cho, *Applied Physics Letters* **64** (1994).

³ A. H. Castro Neto, F. Guinea, N. M. R. Peres, K. S. Novoselov, and A. K. Geim, *Rev. Mod. Phys.* **81**, 109 (2009).

⁴ M. Orlita and M. Potemski, *Semiconductor Science and Technology* **25**, 063001 (2010).

⁵ L. Esaki and R. Tsu, *IBM Journal of Research and Development* **14**, 61 (1970).

⁶ G. Bastard, *Phys. Rev. B* **24**, 5693 (1981); *Phys. Rev. B* **25**, 7584 (1982).

⁷ In the case of InAs/GaSb superlattices where the non parabolicity is a mandatory ingredient to understand the hybridization between the InAs electrons states and the GaSb light hole states, all the results discussed in terms of Fabry-Perot conditions as well as of linear dispersions apply. The only ingredient that changes in eq.1 is the definition of the effective masses m_A and m_B which must account for non parabolicity effects⁶.

⁸ G. Bastard, J. Brum, and R. Ferreira, in *Semiconductor Heterostructures and Nanostructures*, Solid State Physics, Vol. 44, edited by H. Ehrenreich and D. Turnbull (Academic Press, 1991) pp. 229 – 415.

⁹ N. W. Ashcroft and N. D. Mermin, *Solid State Physics* (Holt, Rinehart and Winston, New York, 1976).

¹⁰ W. Kohn, *Phys. Rev.* **115**, 809 (1959).

¹¹ A. Bruno-Alfonso and D. R. Nacbar, *Phys. Rev. B* **75**, 115428 (2007).

¹² M. Helm, W. Hilber, T. Fromherz, F. M. Peeters, K. Alavi, and R. N. Pathak, *Phys. Rev. B* **48**, 1601 (1993).

¹³ G. Bastard, and M. Voos, *Phys. Rev. B* **29**, 935 (1984).

¹⁴ G. Bastard, R. Ferreira, S. Chelles, and P. Voisin, *Phys. Rev. B* **50**, 4445 (1994).

¹⁵ A. M. Bouchard and M. Luban, *Phys. Rev. B* **52**, 5105 (1995).

¹⁶ S. Glutsch, *Phys. Rev. B* **69**, 235317 (2004).

¹⁷ E. Haller, R. Hart, M. J. Mark, J. G. Danzl, L. Reichsöllner, and H.-C. Nägerl, *Phys. Rev. Lett.* **104**, 200403 (2010).

¹⁸ J. Y. Romanova, E. V. Demidov, L. G. Mourokh, and Y. A. Romanov, *Journal of Physics: Condensed Matter* **23**, 305801 (2011).