

Rates of convergence in conditional covariance matrix estimation

Jean-Michel Loubes¹, Clement Marteau² and Maikol Solís¹

¹*Institut de Mathématiques de Toulouse.*

²*Institut National des Sciences appliquées de Toulouse.*

Abstract

Let $X \in \mathbb{R}^p$ and $Y \in \mathbb{R}$ two random variables. In this paper we are interested in the estimation of the conditional covariance matrix $\text{Cov}(\mathbb{E}[\mathbf{X}|Y])$. To this end, we will use a plug-in kernel based algorithm. Then, we investigate the related performance under smoothness assumptions on the density function of (\mathbf{X}, Y) . Moreover, in high-dimensional context, we shall improve our estimator to avoid inconsistency issues. In the matrix case, the convergence depends on some structural conditions over the $\text{Cov}(\mathbb{E}[\mathbf{X}|Y])$.

Keywords: Conditional covariance, Frobenius norm, Hölder functional class, nonparametric estimator, parametric rate.

1 Introduction

Given a couple of random variable $\mathbf{X} \in \mathbb{R}^p$ and $Y \in \mathbb{R}$, the conditional covariance matrix

$$\Sigma = \text{Cov}(\mathbb{E}[\mathbf{X}|Y]) = (\sigma_{ij})_{p \times p}, \quad (1)$$

plays a key role in reduction dimension techniques. For example, the sliced inverse regression (SIR) method is a popular one based on the accurate estimation of the matrix Σ . See for instance Li (1991). On Section 5 we will give more details about this application.

In the statistical literature, many parametric and nonparametric techniques have been used to build an estimator of the matrix Σ . Just to name a few, nearest neighbor and SIR are tackled in Hsing (1999). A version of k -means algorithm is used in Setodji and Cook (2004) and Cook and Ni (2005) transform SIR into a least square minimization program. Usual non parametric methods involving kernel estimators are fully used to model Σ as explained in, for instance, Ferré and Yao (2003), Ferré and Yao (2005), Zhu and Fang (1996) among

others. From a parametric point of view Bura and Cook (2001) assume that $\mathbb{E}[\mathbf{X}|Y]$ has some parametric form while Da Veiga et al. (2011) use a functional Taylor approximation on $\text{Cov}(\mathbb{E}[\mathbf{X}|Y])$ to build an efficient estimate.

The aim of this paper is to build an estimator of Σ when the joint density of (\mathbf{X}, Y) is unknown. For this, we will plug an estimate of the marginal density of the observations into a parametric estimator of the conditional covariance and study its asymptotic behavior. Under some smoothness assumptions, we will prove that this density can be considered as a nuisance parameter which does not hamper the rate of the covariance. We face issues for the estimation of the covariance matrix, which arise in the high-dimensional context. Specifically, if p is larger than n the empirical covariance matrix has unexpected features like the lack of consistency or the significant spreading of the eigenvalues. In a slightly different context, we refer to Marčenko and Pastur (1967), Johnstone (2001) and references therein.

Hence regularization methods are necessary to get a consistent estimator for the sample covariance matrix. Such estimation techniques have been developed recently, including banding methods in Wu and Pourahmadi (2009) and Bickel and Levina (2008b), tapering in Furrer and Bengtsson (2007) and Cai et al. (2010), thresholding in Bickel and Levina (2008a) and El Karoui (2008), penalized estimation in Huang (2006), Lam and Fan (2009) and Rothman et al. (2008), regularizing principal components in Zou et al. (2006).

In this paper, we will use the nonparametric estimator used by Zhu and Fang (1996) to compute entrywise the elements of $\Sigma = (\sigma_{ij})$. More precisely, the marginal density of Y and the vector of conditionals densities $\mathbb{E}[\mathbf{X}|Y]$ are unknown and has to be estimated by a kernel estimator. Then, we will propose a new estimator of the conditional covariance matrix Σ based on a plug-in version of the banding estimator. We will employ the normalized Frobenius norm to measure the squared risk over a given class of matrices.

We will prove, provided that the model is regular enough, that it is possible to obtain a pointwise parametric rate of convergence for the estimator of σ_{ij} . A parametric behavior is also found for the estimator of Σ with respect to the Frobenius norm. In these cases, the estimation of the conditional covariance matrix Σ turns into an efficient semiparametric issue.

This paper falls into the following parts. Section 2 describes the nonparametric algorithm introduced by Zhu and Fang (1996) to estimate entry-wise the matrix defined in (1). In Section 3.1, we present all the required assumptions to assure the consistency and convergence of our estimator. The core of this article is in Section 3.2 where we provide the convergence rate for the element-wise estimator of Σ . We extend, in Section 4, our study for whole matrix assuming some structure on Σ . Section 5 is devoted to the relation between the matrix Σ and the SIR method. In Section 5.1 we run some simulations comparing them with the classic SIR algorithm. Finally, the conclusions of this work are drawn in Section 6. All the technical proofs are gathered in Section 7.

2 Methodology for nonparametric conditional covariance estimation

Let $\mathbf{X} \in \mathbb{R}^p$ be a random vector and $Y \in \mathbb{R}$ be a random variable. We denote by $f(x, y)$ the joint density of the couple (\mathbf{X}, Y) . Let $f_Y(\cdot) = \int_{\mathbb{R}^p} f(x, \cdot) dx$ be the marginal density function with respect to Y .

Suppose that $\mathbf{X}_k^\top = (X_{1k}, \dots, X_{pk})$ and Y_k , $k = 1, \dots, n$ are i.i.d. observations from the random vector $\mathbf{X}^\top = (X_1, \dots, X_p)$ and Y respectively. Without loss of generality, we suppose $\mathbb{E}[X_i] = 0$, $k = 1, \dots, p$.

Our aim is to estimate, based on the sample (\mathbf{X}_k, Y_k) 's, the covariance matrix

$$\Sigma = (\sigma_{ij})_{i,j=1,\dots,p} = (\text{Cov}(\mathbb{E}(X_i|Y), \mathbb{E}(X_j|Y)))_{i,j=1,\dots,p}.$$

For the sake of convenience, we introduce the following notation,

$$\begin{aligned} R_i(Y) &= \mathbb{E}(X_i|Y) \\ g_i(Y) &= R_i(Y)f_Y(Y) \\ &= \int x_i f(x_i, Y) dx_i \quad \forall i \in \{1, \dots, p\}. \end{aligned} \tag{2}$$

For any $i, j \in \{1, \dots, p\}$, the (i, j) -entry of the matrix Σ can then be written as

$$\sigma_{ij} = \mathbb{E}[\mathbb{E}[X_i|Y]\mathbb{E}[X_j|Y]] = \int \frac{g_i(y)g_j(y)}{f_Y^2(y)} dy. \tag{3}$$

Equation (3) has two functions to estimate, $g_i(\cdot)$ and $f_Y(\cdot)$. We will estimate them using a nonparametric method (based on the work of Zhu and Fang (1996)) in an inverse regression framework.

Firstly, assume that we know $f_Y(\cdot)$. Denote $\hat{\sigma}_{ij}^{f_Y}$ the following estimator of σ_{ij} ,

$$\hat{\sigma}_{ij}^{f_Y} = \frac{1}{n} \sum_{k=1}^n \frac{\hat{g}_i(Y_k)\hat{g}_j(Y_k)}{f_Y^2(Y_k)}, \tag{4}$$

where

$$\hat{g}_i(Y) = \frac{1}{nh} \sum_{l=1}^n X_{il} K\left(\frac{Y - Y_l}{h}\right).$$

Here, $K(u)$ is a kernel function that satisfies some assumptions that we will make precise later and h is a bandwidth depending on n .

The next step is to replace the function $f_Y(\cdot)$, in equation (4), by the non-parametric estimator

$$\hat{f}_Y(Y) = \frac{1}{nh} \sum_{l=1}^n K\left(\frac{Y - Y_l}{h}\right).$$

The drawback with this approach is the observations superposition. In other words, we need the whole sample twice to estimate first the \hat{g}_i 's and then \hat{f}_Y . We can have dependency issues in the proper estimation of these functions.

To prevent any further difficulties, we will use a subsample of size $n_1 < n$ to estimate \hat{g}_j , while the remaining data $n_2 = n - n_1$ will be used to estimate \hat{f}_Y . For the sake of simplicity, we choose $n_1 = n_2 = n/2$. Moreover, we will remove all the repeated observations in the \hat{g}_i 's estimation. This assumption entails the mutually independence between the \hat{g}_i 's and \hat{f}_Y .

In this context, given the bandwidths h_1 and h_2 depending on n_1 and n_2 respectively, we estimate Σ by $\hat{\Sigma} = (\hat{\sigma}_{ij})_{p \times p}$ where for all $i, j \in \{1, \dots, p\}$

$$\tilde{\sigma}_{ij} = \frac{1}{n_1} \sum_{k=1}^{n_1} \frac{\hat{g}_i(Y_l) \hat{g}_j(Y_k)}{\hat{f}_Y^2(Y_k)} \quad (5)$$

and

$$\begin{aligned} \hat{g}_i(Y) &= \frac{1}{(n_1 - 1)h_1} \sum_{\substack{l=1 \\ l \neq k}}^{n_1} X_{il} K\left(\frac{Y - Y_l}{h_1}\right), \\ \hat{f}_Y(Y) &= \frac{1}{n_2 h_2} \sum_{l=1}^{n_2} K\left(\frac{Y - Y_l}{h_2}\right). \end{aligned}$$

However, to avoid any trouble due to small values in the denominator, let $b > 0$ a sequence of values satisfying

$$\hat{f}_{Y,b}(y) = \max\{\hat{f}_Y(y), b\}.$$

Besides, we assume that $0 < \eta < f_Y(y)$. Then, we propose the following estimator for σ_{ij} ,

$$\hat{\sigma}_{ij} = \frac{1}{n_1} \sum_{k=1}^{n_1} \frac{\hat{g}_i(Y_k) \hat{g}_j(Y_k)}{\hat{f}_{Y,b}^2(Y_k)}. \quad (6)$$

The estimator defined (6) relies on an unknown nonparametric density distribution function $f_Y(y)$. Hence, we are dealing with a semiparametric framework. Our aim is to study under which conditions the density of Y is a mere blurring parameter, that does not play any role in the estimation procedure. In this case, the plug-in method does not hamper the estimation rate of the conditional covariance Σ , i.e. leading to an efficient estimation rate. In the next section we shall establish the rate of convergence for the mean squared risk of $\hat{\sigma}_{ij}$.

3 Pointwise performance for $\hat{\sigma}_{ij}$

3.1 Assumptions

We denote C , C_1 , C_2 and so on, constants (independent of n) that may take different values throughout all the paper.

Assume that $f(x, y)$ has compact support. Let β be a positive real value and define $\lfloor \beta \rfloor$ as the largest integer such that $\lfloor \beta \rfloor \leq \beta$. We define the continuous kernel function $K(\cdot)$ of order $\lfloor \beta \rfloor$ to every function satisfying the following three conditions:

- (a) the support of $K(\cdot)$ is the interval $[-1, 1]$;
- (b) $K(\cdot)$ is symmetric around 0;
- (c) $\int_{-1}^1 K(u) du = 1$ and $\int_{-1}^1 u^i K(u) du = 0$ for $k = 1, \dots, \lfloor \beta \rfloor$.

To guarantee a parametric consistency in our model, we need to impose some regularity conditions. In our case, define the Hölder class of smooth functions as follows.

Definition 1. Denote as $\mathcal{H}(\beta, L)$ the *Hölder class* of density functions with smoothness $\beta > 0$ and radius $L > 0$, defined as the set of $\lfloor \beta \rfloor$ times differentiable functions $\phi : T \rightarrow \mathbb{R}$ where T is an interval in \mathbb{R} , whose derivative $\phi^{(\lfloor \beta \rfloor)}$ satisfies

$$\left| \phi^{(\lfloor \beta \rfloor)}(x) - \phi^{(\lfloor \beta \rfloor)}(x') \right| \leq L |x - x'|^{\beta - \lfloor \beta \rfloor}, \quad \forall x, x' \in T.$$

The following assumption will be used recurrently in the proofs:

Assumption 1. For x fixed, the function $f(x, y)$ belongs to a Hölder class of regularity β and constant L , i.e. $f(x, \cdot) \in \mathcal{H}(\beta, L)$.

Moreover, $f_Y(y)$ belongs to a Hölder class of smoothness $\beta' > \beta$ and radius L' , i.e. $f_Y \in \mathcal{H}(\beta', L')$.

Remark 1. Notice that function g_i defined in (2) also belongs to $\mathcal{H}(\beta, L)$ for $i = 1, \dots, p$. Recall that

$$g_i(y) = \int x_i f(x_i, y) dx_i.$$

Let $x_i \in \mathbb{R}$ fixed. If $f(x_i, \cdot) \in \mathcal{H}(\beta, L)$ then by a direct calculation we can prove our assertion.

Denote as $\mathcal{F} = \mathcal{F}_\beta(L)$ the class of functions that fulfill Assumption 1. In the next section, we shall found the rates of convergence for $\hat{\sigma}_{ij}$ depending on the parameter β .

Remark 2. To control the term $\hat{f}_{Y,b}$ in the denominator on equation (6), we need to fix h_2 and b —both sequences converging to zero—to ensure the convergence of $\hat{\sigma}_{ij}$. As $n \rightarrow \infty$, set $h_2 \sim n^{-c_1}$ and $b \sim n^{-c_2}$ with the positives number c_1 and c_2 satisfying that $c_1/\beta < c_2 < 1/2 - c_1$, and the notation “ \sim ” means that two quantities have the same convergence order.

3.2 Rate of convergence for the matrix entries estimates

We derive in this section the risk upper bound for the element-wise estimator of (1) defined in (5).

Theorem 1. *Assume that $\mathbb{E}|X_i|^4 < \infty$, $i = 1, \dots, p$. The upper bound risk of the estimator $\hat{\sigma}_{ij}$ defined in (5) over the functional class \mathcal{F} satisfies:*

$$\sup_{\mathcal{F}} \mathbb{E}[(\hat{\sigma}_{ij} - \sigma_{ij})^2] \leq C_1 h_1^{2\beta} + \frac{C_2 \log^4 n_1}{n_1^2 h_1^4}.$$

In particular,

- if $\beta \geq 2$ and choosing $n_1^{-1/4} \leq h_1 \leq n_1^{-1/2\beta}$ then

$$\sup_{\mathcal{F}} \mathbb{E}[(\hat{\sigma}_{ij} - \sigma_{ij})^2] \leq \frac{C}{n_1}. \quad (7)$$

- if $\beta < 2$ and choosing $h_1 = n_1^{-1/(\beta+2)}$ then,

$$\sup_{\mathcal{F}} \mathbb{E}[(\hat{\sigma}_{ij} - \sigma_{ij})^2] \leq \left(\frac{\log^2(n_1)}{n_1} \right)^{2\beta/(\beta+2)}. \quad (8)$$

We provide the guideline for the proof of Theorem 1. The proofs of the auxiliary lemmas are postponed to the Appendix.

Proof. First consider the usual bias-variance decomposition.

$$\mathbb{E}[(\hat{\sigma}_{ij} - \sigma_{ij})^2] = \text{Bias}^2(\hat{\sigma}_{ij}) + \text{Var}(\hat{\sigma}_{ij})$$

where $\text{Bias}(\hat{\sigma}_{ij}) = \mathbb{E}[\hat{\sigma}_{ij}] - \sigma_{ij}$ and $\text{Var}(\hat{\sigma}_{ij}) = \mathbb{E}[\hat{\sigma}_{ij}^2] - \mathbb{E}[\hat{\sigma}_{ij}]^2$.

The following lemma provides a control of the bias of the estimator.

Lemma 1. *Under the same assumptions as Theorem 1 and supposing that $n_1 h_1 \rightarrow 0$ as $n_1 \rightarrow \infty$ and $n_2 h_2 \rightarrow 0$ as $n_1 \rightarrow \infty$, we have*

$$\text{Bias}^2(\hat{\sigma}_{ij}) \leq C_1 h_1^{2\beta} + \frac{C_2}{n_1^2 h_1^2}$$

for C_1 and C_2 positives constants depending only on L , s , β and on the kernel K .

Then, the next lemma gives an upper bound for the variance term

Lemma 2. *Under the same assumptions as Theorem 1 supposing that $n_1 h_1 \rightarrow 0$ as $n_1 \rightarrow \infty$ and $n_2 h_2 \rightarrow 0$ as $n_1 \rightarrow \infty$, we have*

$$\text{Var}(\hat{\sigma}_{ij}) \leq C_1 h_1^{2\beta} + \frac{C_2 \log^4 n_1}{n_1^2 h_1^4}$$

for C_1 , C_2 and C_3 positives constants depending only on L , s , β and the kernel K .

Therefore, we obtain the following upper bound for the estimation error

$$\mathbb{E}[(\hat{\sigma}_{ij} - \sigma_{ij})^2] \leq C_1 h_1^{2\beta} + \frac{C_2 \log^4 n_1}{n_1^2 h_1^4}.$$

Depending on the regularity of the model, we consider two cases

- if $\beta \geq 2$ then we can choose h_1 such that

$$\frac{1}{n_1^{1/4}} \leq h \leq \frac{1}{n_1^{1/2\beta}},$$

then

$$h^{2\beta} \leq \frac{1}{n_1}, \quad \frac{1}{n_1^2 h^4} \leq \frac{1}{n_1},$$

concluding the result.

- Otherwise, if $\beta < 2$, we need to find h_1 such that

$$h_1 = \underset{h}{\operatorname{argmin}} \left(h^{2\beta} + \frac{\log^4(n_1)}{n_1^2 h^4} \right).$$

We get $h_1 = (\log^2(n_1)/n_1)^{1/(\beta+2)}$ and the risk is bounded by

$$\sup_{\mathcal{F}} \mathbb{E}[(\hat{\sigma}_{ij} - \sigma_{ij})^2] \leq \left(\frac{\log^2(n_1)}{n_1} \right)^{2\beta/(\beta+2)}. \quad \square$$

From Theorem 1 we find an “elbow” effect in the rates of convergence. It means, we recover a parametric rate for regular enough functions $f_Y(y)$ and $g_i(y)$ $i = 1, \dots, p$. Otherwise, the mean squared error has a slower—indeed logarithmic—rate depending on the regularity of the functional class \mathcal{F} . This type of behaviour is common on functional analysis, for instance Donoho et al. (1996). In other words, the problem can be solved in a semiparametric context as soon as the unknown functions $f_Y(y)$ and $g_i(y)$ for $i = 1, \dots, p$ are regular enough.

We have provided rates of convergence for any $\beta > 0$, particularly the n -consistency for $\beta \geq 2$. Additionally, the results obtained here are coherent with Zhu and Fang (1996). In their case, they have a n -consistency of the mean squared error assuming a regularity of $\beta = 4$ supporting our method.

Now, under some mild conditions, it seems natural to investigate the rate of convergence of the whole matrix estimator $\hat{\Sigma} = (\hat{\sigma}_{ij})$. The next section will be dedicated to extend the result from Theorem 1 to find the rate of convergence of $\hat{\Sigma}$ under the Frobenius norm.

4 Rate of convergence for the matrix estimator $\hat{\Sigma}$

We have obtained in the previous section upper bounds of the quadratic risk related to the estimation of each coefficient of the matrix $\Sigma = \text{Cov}(\mathbb{E}[\mathbf{X}|Y]) = (\sigma_{ij})$. We have estimated them with $\hat{\Sigma} = (\hat{\sigma}_{ij})$ where $\hat{\sigma}_{ij}$ is defined in equation (6). In this section, we shall extend this study to the whole matrix Σ .

There are several ways to measure the matrix mean squared error. In this work, we have choose the Frobenius norm defined as follows,

Definition 2. The Frobenius norm of a matrix $A = (a_{ij})_{p \times p}$ is defined as the ℓ^2 vector norm of all entries in the matrix

$$\|A\|_F^2 = \sum_{i,j} a_{ij}^2.$$

In other words, this is equivalent to consider the matrix A as a vector of length p^2 .

The mean squared error over the normalize Frobenius norm between $\hat{\Sigma}$ and Σ is

$$\sup_{f \in \mathcal{F}} \frac{1}{p} \mathbb{E} \|\hat{\Sigma} - \Sigma\|_F^2 \leq \frac{p}{n_1}.$$

This approach is impractical when $p \gg n_1$ since it causes the lost of convergence. Some references about this issue in several contexts are: Muirhead (1987), Johnstone (2001), Bickel and Levina (2008a,b) and Fan et al. (2008).

To avoid consistency problems, we consider a modified version of $\hat{\Sigma}$. We build this modification setting on zero the coefficients of the matrix from some point. This technique is also called “banding” and was studied by Bickel and Levina (2008b) for instance.

Formally, for a given integer m with $1 \leq m \leq p$, we define the banding estimator of $\hat{\Sigma}$ as

$$\hat{\Sigma}_m = (w_{ij} \hat{\sigma}_{ij})_{p \times p}, \quad (9)$$

where the function w_{ij} is defined as

$$w_{ij} = \begin{cases} 1, & \text{when } |i - j| \leq m, \\ 0, & \text{otherwise.} \end{cases}$$

If $p \gg n$, we require that Σ belongs to some space where it is sufficiently regular. Otherwise, it is not possible ensure any kind of convergence for $\hat{\Sigma}$. The next assumption fixes Σ in a subset of the definite positive matrices.

Assumption 2. *The positive-definite covariance matrix Σ belongs to the following parameter space:*

$$\begin{aligned} \mathcal{G}_\alpha &= \mathcal{G}_\alpha(M_0, M_1) \\ &= \{\Sigma : |\sigma_{ij}| \leq M_1 |i - j|^{-(\alpha+1)} \text{ for } i \neq j \text{ and } \lambda_{\max}(\Sigma) \leq M_0\} \end{aligned}$$

where $\lambda_{\max}(\Sigma)$ is the maximum eigenvalue of the matrix Σ , and $M_0 > 0$ and $M_1 > 0$.

Notation 1. Set $\mathcal{G}' = \mathcal{G}'_{\alpha, \beta}(L)$ as the functional class formed by the intersection between $\mathcal{F}_\beta(L)$ and \mathcal{G}_α .

In our case, Assumption 2 defines a matrix space indexed by a regularity parameter α . This parameter α states a rate of decay for the conditional covariance as they move away from the diagonal. A detailed discussion over this subject can be found in the articles of Bickel and Levina (2008b) and Cai et al. (2010).

The following theorem gives an upper bound for the rate of convergence of the estimate defined in (9) under the normalized Frobenius norm based on the sample $\{(\mathbf{X}_1, Y_1), \dots, (\mathbf{X}_n, Y_n)\}$.

Theorem 2. *Assume that $\mathbb{E}|X_i|^4 < \infty$, $k = 1, \dots, p$. The upper bound risk, under the Frobenius norm, of the estimator $\hat{\Sigma} = (\hat{\sigma}_{ij})$ defined in (5) over the functional class \mathcal{G}' satisfies:*

- if $\beta \geq 2$,

$$\sup_{\mathcal{G}'} \frac{1}{p} \mathbb{E} \|\hat{\Sigma}_m - \Sigma\|_F^2 \leq \min \left\{ n_1^{-\frac{2\alpha+1}{2(\alpha+1)}}, \frac{p}{n_1} \right\} \quad (10)$$

where $m = p$ if $n_1^{1/(2(\alpha+1))} > p$ or $m = n_1^{1/(2(\alpha+1))}$ otherwise.

- if $\beta < 2$,

$$\begin{aligned} \sup_{\mathcal{G}'} \frac{1}{p} \mathbb{E} \|\hat{\Sigma}_m - \Sigma\|_F &\leq \\ &\min \left\{ \left(\frac{\log^2 n_1}{n_1} \right)^{\frac{2\beta(2\alpha+1)}{(\beta+2)(2(\alpha+1))}}, p \left(\frac{\log^2 n_1}{n_1} \right)^{\frac{2\beta}{\beta+2}} \right\} \quad (11) \end{aligned}$$

where $m = p$ if $(\log^2 n_1/n_1)^{-2\beta/(2(\alpha+1)(\beta+2))} > p$ or
 $m = (\log^2 n_1/n_1)^{-2\beta/(2(\alpha+1)(\beta+2))}$ otherwise.

The minimum in equations (10) and (11) depend if p is smaller or greater than n_1 . If $p \ll n_1$, we use the original covariance matrix $\hat{\Sigma}$. Otherwise, it is necessary to regularize the estimator to conserve the consistency. For example, in the case $\beta \geq 2$, if $n_1^{1/(2(\alpha+1))} > p$, we are in a relative low-dimensional framework and we use the full matrix $\hat{\Sigma}$. In other case, when $n_1^{1/(2(\alpha+1))} \leq p$, regularize the matrix is mandatory and we choose $m = n_1^{1/(2(\alpha+1))}$ to generate the matrix $\hat{\Sigma}_m$ defined in (9). An similar analysis can be done if $\beta < 2$.

Proof of Theorem 2. For the estimator (9), we have

$$\mathbb{E}\|\hat{\Sigma}_m - \Sigma\|_F^2 = \sum_{i,j=1}^p \mathbb{E}(w_{ij}\hat{\sigma}_{ij} - \sigma_{ij})^2$$

Let $i, j \in \{1, \dots, p\}$ be fixed. Then

$$\begin{aligned} \mathbb{E}(w_{ij}\hat{\sigma}_{ij} - \sigma_{ij})^2 &= w_{ij}^2 \mathbb{E}[(\hat{\sigma}_{ij} - \sigma)^2] + (1 - w_{ij})^2 \sigma_{ij}^2 \\ &\leq w_{ij}^2 \gamma_{n_1} + (1 - w_{ij})^2 \sigma_{ij}^2 \end{aligned}$$

where γ_{n_1} is the rate (7) or (8) depending on the value of β . Furthermore,

$$\begin{aligned} \frac{1}{p} \mathbb{E}\|\hat{\Sigma} - \Sigma\|_F &\leq \frac{1}{p} \sum_{\{(i,j): |i-j| > m\}} \sigma_{ij}^2 + \frac{1}{p} \sum_{\{(i,j): |i-j| \leq m\}} \gamma_{n_1} \\ &\equiv R_1 + R_2. \end{aligned}$$

Since the cardinality of $\{(i,j): |i-j| \leq m\}$ is bounded by mp we have directly that $R_2 \leq Cm\gamma_{n_1}$.

Thus, using Assumption 2 we show that

$$\sup_{\mathcal{G}'} \frac{1}{p} \sum_{\{(i,j): |i-j| > m\}} \sigma_{ij}^2 \leq Cm^{-2\alpha-1},$$

where $|\sigma_{ij}| \leq C_1|i-j|^{-(\alpha+1)}$ for all $j \neq i$. Thus,

$$\sup_{\mathcal{G}'} \frac{1}{p} \mathbb{E}\|\hat{\Sigma} - \Sigma\|_F^2 \leq Cm^{-2\alpha-1} + Cm\gamma_{n_1} \leq C_2\gamma_{n_1}^{(2\alpha+1)/(2(\alpha+1))} \quad (12)$$

by choosing

$$m = \gamma_{n_1}^{-1/(2(\alpha+1))}$$

if $\gamma_{n_1}^{-1/(2(\alpha+1))} \leq p$. In the case of $\gamma_{n_1}^{-1/(2(\alpha+1))} > p$ we will choose $m = p$, then the bias part is 0 and consequently

$$\frac{1}{p} \mathbb{E}\|\hat{\Sigma} - \Sigma\|_F \leq Cm\gamma_{n_1}. \quad (13)$$

Using the result of Theorem 1, we distinguish two cases depending on the regularity of the model. If $\beta \geq 2$ then we take $\gamma_{n_1} = 1/n_1$ and if $\beta < 2$ then $\gamma_{n_1} = (\log^2 n_1/n_1)^{2\beta/(\beta+2)}$. The result is obtained combining the latter with (12) and (13). \square

5 Application to dimension reduction

We introduced the sliced inverse regression (SIR) method in the context of reduction dimension. In general, we want to predict the behavior of a quantity of interest. We have a multidimensional explanatory variables $\mathbf{X} \in \mathbb{R}^p$ and noisy measurements of this quantity denoted by $Y \in \mathbb{R}$. In a nonparametric context, we deal with the model

$$Y = \psi(X) + \varepsilon,$$

where ψ is a unknown function. It is known in the literature that as p increases, the quality of estimation of the function ψ deteriorates as well. This is called the curse of dimensionality.

To cope this issue, Li (1991) proposed a methodology to reduce the dimensionality called Sliced Inverse Reduction (SIR). He considered the following regression model

$$Y = \varphi(\nu_1^\top \mathbf{X}, \dots, \nu_k^\top \mathbf{X}, \varepsilon)$$

where k is much less than p denoted as $k \ll p$, \mathbf{X} is a p -dimensional random vector, the ν 's are unknown vectors but fixed, ε is independent of \mathbf{X} and φ is a \mathbb{R}^{k+1} arbitrary real valued function. This model implies, via projection, the extraction of all the Y 's relevant information by only a k -dimensional subspace generated by the ν 's. These directions are called effective dimension reduction (EDR) directions.

The main idea of the SIR method is to estimate the unknown matrix

$$\Sigma = \text{Cov}(\mathbb{E}[\mathbf{X}|Y]) = (\sigma_{ij})_{p \times p},$$

where we denote σ_{ij} the (i, j) matrix element. This matrix is degenerate in any direction orthogonal to the ν 's. Therefore, the eigenvectors, ν_j ($j = 1, \dots, k$), associated with the largest k eigenvalues of Σ are the EDR directions. This lead the classical SIR method consisting in slice the inverse regression curve, calculate the empirical covariance of this curve and then estimate the largest eigenvalues with its corresponding eigenvectors. The first k eigenvectors span the space.

Theorem 2 claims that if $\beta \geq 2$ and other mild conditions, the non-parametric estimator (9) behaves asymptotically as $\text{Cov}(\mathbb{E}[\mathbf{X}|Y])$. As consequence, the eigenvectors of $\hat{\Sigma}_m$ estimates correctly the EDR directions in this context. In other words, we have an accurate characterization of the EDR space span by the eigenvectors of $\hat{\Sigma}_m$.

5.1 Simulation study

We consider numerical simulations to assess the performance of our estimator. We will use two different models for the simulations.

Linear case: Define $\alpha > 0$. Set the linear model,

$$\begin{aligned} X_i &= a_i Y + (1 - a_i) \epsilon, \\ a_i &= i^{-(\alpha+1)}, \quad i = 1, \dots, p. \end{aligned}$$

The random variables Y and ϵ are independent having the standard normal distribution. This model provides the conditional covariance matrix $\Sigma = (\sigma_{ij})$ with,

$$\sigma_{ij} = \text{Cov}(\mathbb{E}[X_i|Y]\mathbb{E}[X_j|Y]) = \text{Var}(Y^2)(ij)^{-(\alpha+1)} = 2(ij)^{-(\alpha+1)}$$

Moreover, σ_{ij} satisfies Condition 2.

Polar case: Define the two dimensional model with independent random variables $r \in \mathbb{R}$ and $0 \leq \theta \leq \pi/4$,

$$\begin{aligned} X_1 &= 1.5 r \cos(\theta) \\ X_2 &= 1.5 r \sin(\theta) \\ Y &= X_1^2 + X_2^2 + \epsilon \end{aligned}$$

We use r and ϵ with standard normal distributions and θ with an uniform distribution from 0 to $\pi/4$. In addition to these variables, we also generate X_3, \dots, X_p , all variables being independent and following the standard normal distribution. The true conditional covariance matrix is,

$$\begin{aligned} \Sigma &= \text{Cov}(\mathbb{E}[\mathbf{X}|Y]) \\ &= 1.5^2 \text{Var}(r^2) \begin{pmatrix} \mathbb{E}[\cos^2 \theta] & \mathbb{E}[\cos \theta] \mathbb{E}[\sin \theta] & 0 & \dots & 0 \\ \mathbb{E}[\cos \theta] \mathbb{E}[\sin \theta] & \mathbb{E}[\sin^2 \theta] & 0 & \dots & 0 \\ 0 & 0 & & & \\ \vdots & \vdots & & \ddots & \\ 0 & 0 & & & 0 \end{pmatrix}_{p \times p}. \end{aligned}$$

In both cases, we do not assume any structure for the conditional covariance structure in the estimation of $\hat{\Sigma}_m$. We choose the value $m = \lfloor n_1^{1/(2(\alpha+1))} \rfloor$ to regularize the estimated matrix $\hat{\Sigma}$. We set the threshold b in the first quantile of each estimation of \hat{f} .

We consider a range of parameter values for n , p and α . The simulation uses values of α equals to 0.05, 0.1 and 0.5. Both p and n varying between 100 to 600. To estimate the kernel functions \hat{g}_i and \hat{f} we use the software **R** along the library **np**.

Table 1 reports the average error under the Frobenius norm over 100 replications for the linear and polar case respectively. The mean error decreases with a rate equivalent to p/n as n increases due to the regularity of the model. In other words, in both cases f_Y and g_i belong to a Hölder class with $\beta \geq 2$. These results highlight the convergence of $\hat{\Sigma}_m$ without any assumption in the data structure.

5.2 Graphical representations

We next examine a simple application to the projection of data in a reduced space. The models remains exactly the same as before (linear and polar cases). In this section, we have generated 500 data points for each model over 200 variables.

We compare the projected points calculated by our method against the classical SIR method proposed by Li (1991) implemented in the package `dr`.

The results in general are satisfactory. Figure 1 shows the data representation in the linear model. In this case, both methods capture well most of the model information. The polar case is presented in Figure 2. We observe how our method performs similar to the classic SIR capturing the data curvature for the first direction.

In Figure 3 and Figure 4, we observe that our method behaves better with respect to the explained variance of the model. The nonparametric estimator explains around 80% of the variance with around 50 variables. In the meantime, the classic SIR describes at most 50% of the variance with the same number of variables. We have set in 0 all the negative eigenvalues, therefore the curves in the nonparametric cases remains constant at the end.

6 Conclusion

In this paper we have investigated the rate of convergence for a nonparametrical estimator for the conditional covariance $\text{Cov}(\mathbb{E}[X|Y])$. We have started studying the nonparametric behavior of each element of the matrix based in the work of Zhu and Fang (1996). This approach, allow us to find rate of convergence depending on the value of β for the classical mean squared error. We have shown that if the model is regular enough, it is possible to achieve the parametric rate $1/n$. Otherwise, we get a slower rate $(\log^2(n)/n)^{2\beta/(\beta+2)}$, depending on the regularity β of certain Hölder class.

As a natural extension, we studied the performance of mean squared risk of $\hat{\Sigma}$ under the Frobenius norm. In order to keep the consistency and avoid issues due to the high-dimension data, it is necessary regularize the matrix $\hat{\Sigma}$. We used a regularized version of $\hat{\Sigma}$ called $\hat{\Sigma}_m$, obtained by doing a Schur multiplication

Table 1: Average errors under the Frobenius norm of the nonparametric covariance estimator over 100 replications.

(a) Linear case					(b) Polar case				
p	n	α			p	n	α		
		0.05	0.1	0.5			0.05	0.1	0.5
100	100	0.0090	0.0073	0.0049	100	100	0.0513	0.0403	0.0336
	200	0.0054	0.0050	0.0031		200	0.0178	0.0187	0.0155
	300	0.0042	0.0039	0.0024		300	0.0139	0.0142	0.0116
	400	0.0040	0.0035	0.0021		400	0.0118	0.0114	0.0104
	500	0.0037	0.0033	0.0019		500	0.0110	0.0108	0.0098
	600	0.0034	0.0031	0.0019		600	0.0106	0.0104	0.0096
200	100	0.0070	0.0063	0.0041	200	100	0.0536	0.0508	0.0346
	200	0.0037	0.0036	0.0022		200	0.0154	0.0161	0.0117
	300	0.0028	0.0026	0.0016		300	0.0093	0.0097	0.0077
	400	0.0024	0.0022	0.0013		400	0.0081	0.0077	0.0067
	500	0.0022	0.0020	0.0011		500	0.0071	0.0070	0.0059
	600	0.0021	0.0018	0.0010		600	0.0064	0.0063	0.0054
300	100	0.0066	0.0065	0.0040	300	100	0.0594	0.0505	0.0251
	200	0.0034	0.0034	0.0019		200	0.0145	0.0138	0.0103
	300	0.0024	0.0021	0.0014		300	0.0094	0.0081	0.0075
	400	0.0020	0.0018	0.0010		400	0.0068	0.0067	0.0051
	500	0.0017	0.0015	0.0009		500	0.0057	0.0054	0.0045
	600	0.0016	0.0014	0.0008		600	0.0050	0.0048	0.0042
400	100	0.0059	0.0055	0.0041	400	100	0.0664	0.0411	0.0260
	200	0.0029	0.0028	0.0018		200	0.0156	0.0118	0.0095
	300	0.0021	0.0019	0.0012		300	0.0085	0.0080	0.0064
	400	0.0017	0.0016	0.0009		400	0.0060	0.0058	0.0043
	500	0.0015	0.0013	0.0008		500	0.0050	0.0048	0.0038
	600	0.0013	0.0012	0.0007		600	0.0043	0.0042	0.0033
500	100	0.0071	0.0052	0.0060	500	100	0.0377	0.0395	0.0350
	200	0.0028	0.0028	0.0016		200	0.0129	0.0140	0.0092
	300	0.0020	0.0018	0.0012		300	0.0076	0.0074	0.0054
	400	0.0016	0.0014	0.0008		400	0.0060	0.0054	0.0041
	500	0.0013	0.0012	0.0007		500	0.0048	0.0044	0.0034
	600	0.0012	0.0011	0.0006		600	0.0040	0.0038	0.0029
600	100	0.0062	0.0057	0.0036	600	100	0.0570	0.0430	0.0350
	200	0.0027	0.0026	0.0016		200	0.0134	0.0132	0.0091
	300	0.0019	0.0017	0.0011		300	0.0078	0.0071	0.0049
	400	0.0015	0.0014	0.0008		400	0.0057	0.0052	0.0037
	500	0.0012	0.0011	0.0007		500	0.0045	0.0042	0.0032
	600	0.0011	0.0010	0.0006		600	0.0037	0.0034	0.0027

Figure 1: Real data against projected data. The black circles represents the original data. The red crosses represent the projected points for the linear model.

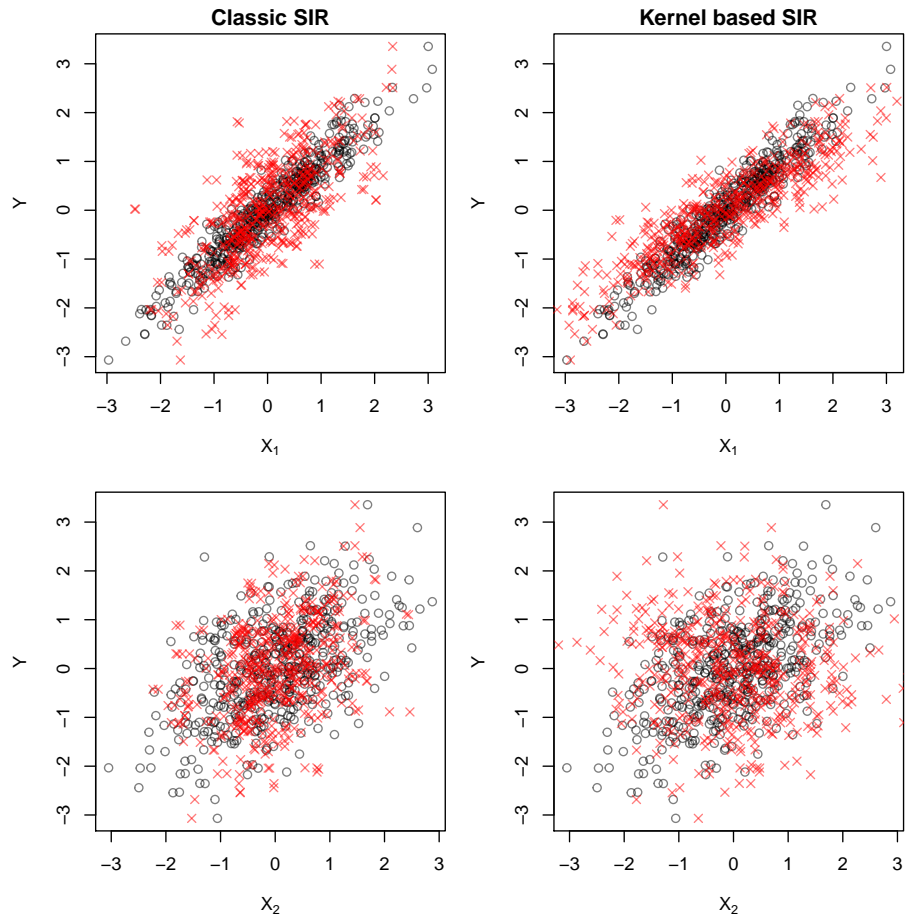


Figure 2: Real data against projected data. The black circles represents the original data. The red crosses represent the projected points for the polar model.

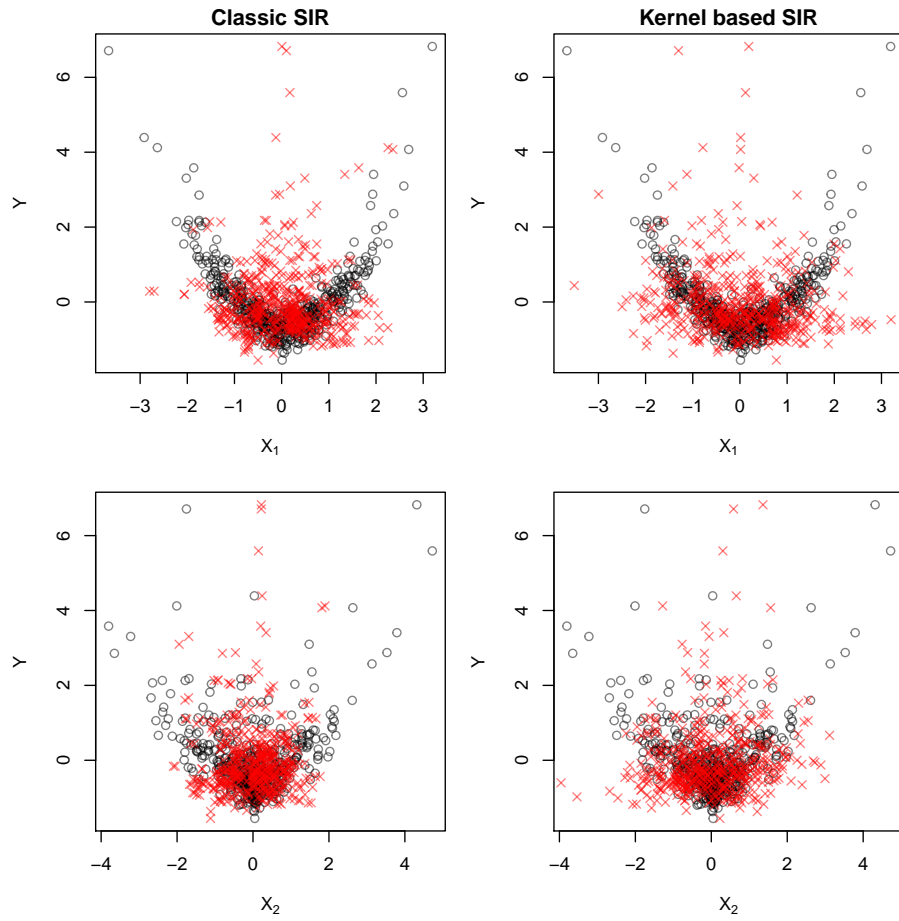


Figure 3: Cumulative variance explained for the classical SIR method and for the nonparametric method in the linear case.

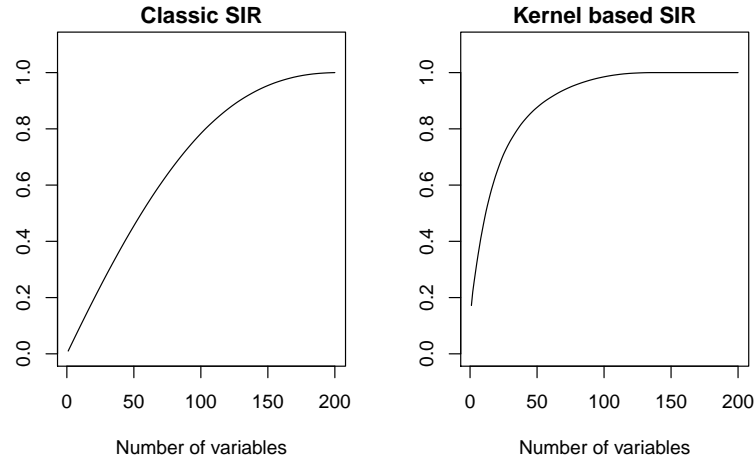
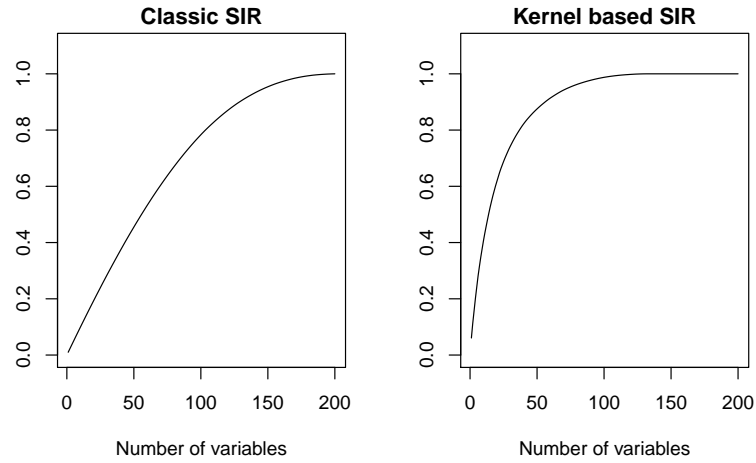


Figure 4: Cumulative variance explained for the Classical SIR method and for the nonparametric method in the polar case.



between $\hat{\Sigma}$ and a definite-positive matrix of weights. Those weights are 1 until some point away from the diagonal when they turn in 0.

This method could not ensure the positive definiteness of the estimate—but since we proved that under some mild conditions, our estimator is consistent given either $p/n \rightarrow 0$ or $p(\log^2(n)/n)^{2\beta/(\beta+2)} \rightarrow 0$, the estimator will be positive definite with probability tending to 1. Other practical solution for this issue is suggested by Cai et al. (2010). He proposes project $\hat{\Sigma}$ to the space of positive-semidefinite matrices under the operator norm. In other words, first diagonalize $\hat{\Sigma}$ and replace the negative eigenvalues by 0. The matrix obtained is then semidefinite positive.

There are several alternatives norms to compute and matrix-based error, among them the operator norm. However, this approach would require the estimation of concentration inequalities for some specific matrices blocks of $\hat{\Sigma}$ which is not suitable in our context. Nevertheless, the use of the operator norm in the nonparametric estimation of Σ is worth to investigate.

References

- Bickel, P. J. and Levina, E. (2008a). Covariance regularization by thresholding. *The Annals of Statistics*, 36(6):2577–2604.
- Bickel, P. J. and Levina, E. (2008b). Regularized estimation of large covariance matrices. *The Annals of Statistics*, 36(1):199–227.
- Bura, E. and Cook, R. D. (2001). Estimating the Structural Dimension of Regressions Via Parametric Inverse Regression. *Journal of the Royal Statistical Society: Series B (Statistical Methodology)*, 63(2):393–410.
- Cai, T. T., Zhang, C.-H., and Zhou, H. H. (2010). Optimal rates of convergence for covariance matrix estimation. *The Annals of Statistics*, 38(4):2118–2144.
- Cook, R. D. and Ni, L. (2005). Sufficient Dimension Reduction Via Inverse Regression. *Journal of the American Statistical Association*, 100(470):410–428.
- Da Veiga, S., Loubes, J., and Solís, M. (2011). Efficient estimation of conditional covariance matrices for dimension reduction. *arXiv preprint arXiv:1110.3238*.
- Donoho, D. L., Johnstone, I. M., Kerkycharian, G., and Picard, D. (1996). Density estimation by wavelet thresholding. *Ann. Statist.*, 24(2):508–539.
- El Karoui, N. (2008). Operator Norm Consistent Estimation of Large-Dimensional Sparse Covariance Matrices. *The Annals of Statistics*, 36(6):2717–2756.
- Fan, J., Fan, Y., and Lv, J. (2008). High dimensional covariance matrix estimation using a factor model. *J. Econometrics*, 147(1):186–197.

- Ferré, L. and Yao, A. F. (2003). Functional sliced inverse regression analysis. *Statistics*, 37(6):475–488.
- Ferré, L. and Yao, A.-F. (2005). Smoothed functional inverse regression. *Statist. Sinica*, 15(3):665–683.
- Furrer, R. and Bengtsson, T. (2007). Estimation of high-dimensional prior and posterior covariance matrices in Kalman filter variants. *Journal of Multivariate Analysis*, 98(2):227–255.
- Hsing, T. (1999). Nearest Neighbor Inverse Regression. *The Annals of Statistics*, 27(2):697–731.
- Huang, J. Z. (2006). Covariance matrix selection and estimation via penalised normal likelihood. *Biometrika*, 93(1):85–98.
- Johnstone, I. M. (2001). On the distribution of the largest eigenvalue in principal components analysis. *Ann. Statist.*, 29(2):295–327.
- Kowalski, J. and Tu, X. (2008). *Modern Applied U-Statistics*, volume 714 of *Wiley Series in Probability and Statistics*. John Wiley & Sons, Inc.
- Lam, C. and Fan, J. (2009). Sparsistency and Rates of Convergence in Large Covariance Matrix Estimation. *Annals of statistics*, 37(6B):4254–4278.
- Li, K. C. (1991). Sliced Inverse Regression for Dimension Reduction. *Journal of the American Statistical Association*, 86(414):316–327.
- Marčenko, V. A. and Pastur, L. A. (1967). Distribution of eigenvalues for some sets of random matrices. *Mathematics of the USSR-Sbornik*, 1(4):457.
- Muirhead, R. J. (1987). Developments in eigenvalue estimation. *Advances in multivariate statistical analysis*, pages 277–288.
- Pollard, D. (1984). *Convergence of Stochastic Processes*. Springer-Verlag.
- Prakasa Rao, B. (1983). *Nonparametric functional estimation*. Probability and mathematical statistics. Academic Press, New York.
- Rothman, A. J., Bickel, P. J., Levina, E., and Zhu, J. (2008). Sparse permutation invariant covariance estimation. *Electronic Journal of Statistics*, 2(January):494–515.
- Setodji, C. M. and Cook, R. D. (2004). K-Means Inverse Regression. *Technometrics*, 46(4):421–429.
- Van der Vaart, A. W. (2000). *Asymptotic Statistics*. Cambridge Series on Statistical and Probabilistic Mathematics. Cambridge University Press.
- Wu, W. and Pourahmadi, M. (2009). Banding sample autocovariance matrices of stationary processes. *Statistica Sinica*, 19:1755–1768.

Zhu, L. X. and Fang, K. T. (1996). Asymptotics for Kernel Estimate of Sliced Inverse Regression. *The Annals of Statistics*, 24(3):1053–1068.

Zou, H., Hastie, T., and Tibshirani, R. (2006). Sparse Principal Component Analysis. *Journal of Computational and Graphical Statistics*, 15(2):265–286.

Maikol Solís, 118 Route de Narbonne, Institute de Mathématiques de Toulouse, 31062 Toulouse Cedex 9, France.

E-mail: msolisch@math.univ-toulouse.fr, maikol.solis@ucr.ac.cr.

7 Appendix

7.1 Technical lemmas

Lemma 3 (cf. Prakasa Rao (1983), Theorem 2.1.8). *Suppose that K is a kernel of order $s = \lfloor \beta \rfloor$ and Assumption 1 is fulfilled. Then*

$$\sup_y |\hat{f}(y) - f(y)| = O\left(h^\beta + \frac{\log n}{n^{1/2}h}\right).$$

The following lemma is a modified version of Theorem 2.37 of Pollard (1984).

Lemma 4. *Suppose that K is a kernel of order $s = \lfloor \beta \rfloor$, $\mathbb{E}[X_i^4] < \infty$ and Assumption 1 is fulfilled. Then for any $\varepsilon > 0$,*

$$\begin{aligned} & \mathbb{P}\left(\sup_y |\hat{g}_i(y) - \mathbb{E}[\hat{g}_i(y)]| > 8n^{-1/2}h^{-1}\varepsilon\right) \\ & \leq 2c\left(\frac{\varepsilon}{\sqrt{nd}}\right)^{-4} \exp\left\{-\frac{1}{2}\varepsilon^2 / \left(32d(\log n)^{1/2}\right)\right\} \\ & \quad + 8cd^{-8} \exp(-nd^2) + \mathbb{E}[X_i^4] I\left(|X_i| > cd^{-1/2}(\log n)^{1/4}\right), \end{aligned}$$

where

$$d \geq \sup_y \left\{ \text{Var}\left(K\left(\frac{y - Y}{h}\right)\right) \right\}^{1/2}$$

We refer to Zhu and Fang (1996) for the proof of Lemma 4. Using the last result the uniform convergence rate of $\hat{g}_i(y)$ can be obtained.

Lemma 5. *Suppose that K is a kernel of order $s = \lfloor \beta \rfloor$, $\mathbb{E}[X_i^4] < \infty$ and Assumption 1 is fulfilled. Then*

$$\sup_y |\hat{g}_i(y) - g_i(y)| = O_p\left(h^\beta + \frac{\log n}{n^{1/2}h}\right).$$

Proof. Since the kernel function K is uniformly continuous on $[-1, 1]$, writing $c_1 = \sup_{|u| \leq 1} |K(u)|$, we have

$$\sup_y \left(\text{Var} \left(K \left(\frac{y - Y}{h} \right) \right) \right)^{1/2} \leq \sup_y \left(\int K^2 \left(\frac{y - Y}{h} \right) f(Y) dY \right)^{1/2} \leq c_1.$$

Choose $\varepsilon = \log n$, then as $n \rightarrow \infty$, we have

$$\sup_y |\hat{g}_i(y) - \mathbb{E}(\hat{g}_i(y))| = O_p \left(n^{-1/2} h^{-1} \log n \right).$$

On the contrary, we will expand $g_i(y)$ in a Taylor series with the Lagrange form of the remainder term (see Prakasa Rao (1983), page 47). Using Assumption 1 and Remark 1, for any $0 < \tau < 1$ and $s = \lfloor \beta \rfloor$ we have,

$$\begin{aligned} & \sup_y |\mathbb{E}(\hat{g}_i(y)) - g_i(y)| \\ &= \sup_y \left| \int K_h(y - Y) \{g_i(Y) - g_i(y)\} dY \right| \\ &= \sup_y \left| \int K(u) \{g_i(y + uh) - g_i(y)\} du \right| \\ &= \sup_y \left| \int K(u) \left\{ g_i(y) + uhg'_i(y) + \dots + (uh)^s \frac{g_i^{(s)}(y + \tau uh)}{s!} - g_i(y) \right\} du \right| \\ &= \sup_y \left| \int K(u) \frac{(uh)^s}{s!} \left(g_i^{(s)}(y + \tau uh) - g_i^{(s)}(y) \right) du \right|, \end{aligned}$$

as $g_i \in \mathcal{H}(\beta, L)$ we conclude that,

$$\sup_y |\mathbb{E}(\hat{g}_i(y)) - g_i(y)| \leq c \int |u^\beta K(u)| du \cdot h^\beta. \quad \square$$

7.2 Proof of Lemmas

Proof of Lemma 1. The proof follows three steps.

Step 1: Prove that

$$\mathbb{E} \left[\frac{\hat{g}_i(Y_1) \hat{g}_j(Y_1)}{\hat{f}_{Y,b}^2(Y_1)} \right] \leq \mathbb{E} \left[\frac{\hat{g}_i(Y_1) \hat{g}_j(Y_1)}{f_Y^2(Y_1)} \right] \left(1 + C_1 h_2^\beta + C_2 \frac{\log^2 n_2}{n_2 h_2^2} \right).$$

Notice that $\hat{g}_i(Y_k) \hat{g}_j(Y_k) / \hat{f}_{Y,b}^2(Y_k)$ are not independent for $k = 1, \dots, n_1$ but have the same distribution. Thus,

$$\mathbb{E}[\hat{\sigma}_{ij}] = \mathbb{E} \left[\frac{1}{n_1} \sum_{k=1}^{n_1} \frac{\hat{g}_i(Y_k) \hat{g}_j(Y_k)}{\hat{f}_{Y,b}^2(Y_k)} \right] = \mathbb{E} \left[\frac{\hat{g}_i(Y_1) \hat{g}_j(Y_1)}{\hat{f}_{Y,b}^2(Y_1)} \right]$$

Start by multiplying and dividing by $f_Y^2(Y)$ inside the expectation. Then, conditioning by respect Y_1 and using the independence between \hat{g}_i and \hat{f}_Y we can see that,

$$\mathbb{E} \left[\frac{\hat{g}_i(Y_1)\hat{g}_j(Y_1)}{\hat{f}_{Y,b}^2(Y_1)} \right] = \mathbb{E} \left[\frac{\hat{g}_i(Y_1)\hat{g}_j(Y_1)}{f_Y^2(Y_1)} \mathbb{E} \left[\frac{f_Y^2(Y_1)}{\hat{f}_{Y,b}^2(Y_1)} \middle| Y_1 \right] \right].$$

We observe that

$$\frac{f_Y^2(y)}{\hat{f}_{Y,b}^2(y)} = 1 + 2 \frac{(f_Y(y) - \hat{f}_{Y,b}(y))}{\hat{f}_{Y,b}(y)} + \frac{(f_Y(y) - \hat{f}_{Y,b}(y))^2}{\hat{f}_{Y,b}(y)^2},$$

By Lemma 3 and Remark 2, equation (7.2) turns into

$$\begin{aligned} & \mathbb{E} \left[\frac{\hat{g}_i(Y_1)\hat{g}_j(Y_1)}{\hat{f}_{Y,b}^2(Y_1)} \right] \\ & \leq \mathbb{E} \left[\frac{\hat{g}_i(Y_1)\hat{g}_j(Y_1)}{f_Y^2(Y_1)} \right] \left(1 + C_1 n^{c_1} \left(h_2^\beta + \frac{\log n_2}{n_2^{1/2} h_2} \right) + C_2 n^{2c_1} \left(h_2^\beta + \frac{\log n_2}{n_2^{1/2} h_2} \right)^2 \right) \\ & \leq \mathbb{E} \left[\frac{\hat{g}_i(Y_1)\hat{g}_j(Y_1)}{f_Y^2(Y_1)} \right] (1 + C_1 (n_2^{c_1 - \beta c_2} + n_2^{1/2 - c_1 - c_2} \log n_2)). \end{aligned}$$

To simplify the notations, we will write simply $n = n_1$ and $h = h_1$ through Steps 2 to 4

Step 2: Prove that,

$$\begin{aligned} \mathbb{E} \left[\frac{\hat{g}_i(Y_1)\hat{g}_j(Y_1)}{f_Y^2(Y_1)} \right] & \leq \frac{C_1}{n-1} \mathbb{E} \left(\frac{X_{i2}X_{j2}K_h^2(Y_1 - Y_2)}{f_Y^2(Y_1)} \right) \\ & \quad + C_2 \left(\frac{n-2}{n-1} \right) \mathbb{E} \left(\frac{X_{i2}X_{j3}K_h(Y_1 - Y_2)K_h(Y_1 - Y_3)}{f_Y^2(Y_1)} \right). \end{aligned}$$

Denote

$$B = \mathbb{E} \left[\frac{\hat{g}_i(Y_1)\hat{g}_j(Y_1)}{f_Y^2(Y_1)} \right].$$

Again, conditioning with respect to Y_1 and developing all the terms, we obtain,

$$\begin{aligned} B &= \frac{1}{(n-1)^2} \mathbb{E} \left[\frac{1}{f_Y^2(Y_1)} \mathbb{E} \left[\left(\sum_{k=2}^n X_{ik}K_h(Y_1 - Y_k) \right) \left(\sum_{l=2}^n X_{jl}K_h(Y_1 - Y_l) \right) \middle| Y_1 \right] \right] \\ &= \frac{1}{(n-1)^2} \mathbb{E} \left[\frac{1}{f_Y^2(Y_1)} \mathbb{E} \left[\sum_{k=2}^n X_{ik}X_{jk}K_h^2(Y_1 - Y_k) \middle| Y_1 \right] \right] \\ & \quad + \frac{1}{(n-1)^2} \mathbb{E} \left[\frac{1}{f_Y^2(Y_1)} \mathbb{E} \left[\sum_{\substack{k,r=2 \\ k \neq r}}^n X_{ik}X_{jr}K_h(Y_1 - Y_k)K_h(Y_1 - Y_r) \middle| Y_1 \right] \right]. \end{aligned}$$

Therefore,

$$\begin{aligned}\mathbb{E}[\hat{\sigma}_{ij}] &= \frac{C_1}{n-1} \mathbb{E} \left[\frac{X_{i2}X_{j2}K_h^2(Y_1 - Y_2)}{f_Y^2(Y_1)} \right] \\ &\quad + C_2 \left(\frac{n-2}{n-1} \right) \mathbb{E} \left[\frac{X_{i2}X_{j3}K_h(Y_1 - Y_2)K_h(Y_1 - Y_3)}{f_Y^2(Y_1)} \right] \equiv B_1 + B_2 \quad (14)\end{aligned}$$

Step 3: Prove that

$$B_1 \leq \frac{C}{nh}.$$

We start with

$$\begin{aligned}B_1 &= \frac{1}{n-1} \mathbb{E} \left(\frac{X_{i2}X_{j2}K_h^2(Y_1 - Y_2)}{f_Y^2(Y_1)} \right) \\ &= \frac{1}{n-1} \int \frac{1}{f_Y^2(y_1)} x_i x_j K_h^2(y_1 - y_2) f(x_i, y_2) f(x_j, y_2) f_Y(y_1) dx_i dx_j dy_2 dy_1 \\ &= \frac{1}{n-1} \int \frac{1}{f_Y(y_1)} x_i x_j K_h^2(y_1 - y_2) f(x_i, y_2) f(x_j, y_2) dx_i dx_j dy_2 dy_1 \\ &= \frac{1}{(n-1)h} \int \frac{1}{f_Y(y_1)} x_i x_j K^2(u) f(x_i, y_1 + uh) f(x_j, y_1 + uh) du dx_i dx_j dy_1.\end{aligned}$$

Remark that given a_m and b_m , $m = 1, 2$ being real numbers such as $a_m < b_m$, the integrals containing the coordinate (x, y) will be evaluated in the cube $[a_1, b_1] \times [a_2, b_2]$.

Define the supremum norm of f as $\|f\|_\infty = \sup\{f(x, y) \in [a_1, b_1] \times [a_2, b_2]\}$. Therefore,

$$B_1 \leq \frac{\|f\|_\infty^2}{(n-1)h} \int \frac{1}{f_Y(y_1)} x_i x_j K^2(u) du dx_i dx_j dy_1,$$

which leads to

$$B_1 \leq \frac{C}{nh}.$$

Step 4: Show that

$$|B_2 - \sigma_{ij}| \leq Ch^{2\beta}.$$

The second term of (14) can be bounded as follows

$$\begin{aligned}
B_2 &= \binom{n-2}{n-1} \mathbb{E} \left(\frac{X_{i2} X_{j3} K_h(Y_1 - Y_2) K_h(Y_1 - Y_3)}{f_Y^2(Y_1)} \right) \\
&\leq \int \left(\int x_i K_h(y_1 - y) f(x, y) dx_i dy \right) \\
&\quad \left(\int x_j K_h(y_1 - y) f(x, y) dx_j dy \right) \frac{1}{f_Y(y_1)} dy_1. \quad (15)
\end{aligned}$$

By Assumption 1 with $s = \lfloor \beta \rfloor$ and for $0 < \tau < 1$ we have,

$$\begin{aligned}
&\int K_h(y_1 - y) f(x, y) dy - f(x, y) \\
&= \int K(u) f(x, uh + y) du - f(x, y) \\
&= \int K(u) \left\{ f(x, y) + uh f'(x, y) + \dots + \frac{f^{(s)}(x, y + \tau uh)}{s!} (uh)^j \right\} du \\
&= \frac{1}{s!} \int K(u) (uh)^s f^{(s)}(x, y + \tau uh) du.
\end{aligned}$$

Adding $K(u)(uh)^s f^{(s)}(x, y)$ to the last integral and the fact that $f(x, \cdot) \in \mathcal{H}(\beta, L)$ we can see that,

$$\begin{aligned}
&\int K_h(y_1 - y) f(x, y) dy - f(x, y) \\
&= \frac{1}{s!} \int K(u) (uh)^s \left\{ f^{(s)}(x, y + \tau uh) - f^{(s)}(x, y) \right\} du \\
&\leq \frac{1}{s!} \int K(u) (uh)^s (\tau uh)^{\beta-s} du \\
&\leq \left(\frac{1}{s!} \int |u^\beta K(u)| du \right) \tau h^\beta = Ch^\beta.
\end{aligned}$$

Plugging this into (15) leads to,

$$\begin{aligned}
|B_2 - \sigma_{ij}| &\leq \left| \int \left\{ \left(\int x_i (Ch^\beta + f(x_i, y)) dx_i \right) \left(\int x_j (Ch^\beta + f(x_j, y)) dx_j \right) \right. \right. \\
&\quad \left. \left. - \left(\int x_i f(x_i, y) dx_i \right) \left(\int x_j f(x_j, y) dx_j \right) \right\} \frac{1}{f_Y(y)} dy \right| \\
&\leq C^2 h^{2\beta} \left| \int \frac{x_i x_j}{f_Y(y)} dx_i dx_j dy \right| \\
&\quad + Ch^\beta \left| \left(\int x_i R_i(y) dx_i dy + \int x_j R_j(y) dx_j dy \right) \right| \\
&\leq C_1 h^\beta + C_2 h^{2\beta} \\
&\leq C_1 h^\beta.
\end{aligned}$$

Step 5: Gathering the results from Steps 1 to 4, we get

$$\text{Bias}(\hat{\sigma}_{ij}) \leq \left(C_1 h_1^\beta + \frac{C_2}{n_1 h_1} \right) (1 + C_3 (n_2^{c_1 - \beta c_2} + n_2^{1/2 - c_1 - c_2} \log n_2)).$$

Since $h_1 \rightarrow 0$ and $n_1 h_1 \rightarrow \infty$ as $n_1 \rightarrow \infty$, we obtain

$$\text{Bias}^2(\hat{\sigma}_{ij}) \leq C_1 h_1^{2\beta} + \frac{C_2}{n_1^2 h_1^2}.$$

□

Proof of Lemma 2. The proof will be done in several steps. Define

$$\begin{aligned}
R_{i,b}(Y) &= \frac{g_i(Y)}{f_Y(Y)}, \\
V_1(Y) &= \frac{g_i(Y)g_j(Y)}{f_{Y,b}^2(Y)} = R_{i,b}R_{j,b}, \\
V_2(Y) &= \frac{g_i(Y)}{f_{Y,b}^2(Y)} (\hat{g}_j(Y) - g_j(Y)) = \frac{R_{i,b}}{f_Y(Y)} (\hat{g}_j(Y) - g_j(Y)), \\
V_3(Y) &= \frac{g_j(Y)}{f_{Y,b}^2(Y)} (\hat{g}_i(Y) - g_i(Y)) = \frac{R_{j,b}}{f_Y(Y)} (\hat{g}_i(Y) - g_i(Y)), \\
V_4(Y) &= \frac{1}{f_{Y,b}^2(Y)} (\hat{g}_i(Y) - g_i(Y)) (\hat{g}_j(Y) - g_j(Y)), \\
J_n(Y) &= (V_1(Y) + V_2(Y) + V_3(Y) + V_4(Y)) \\
&\quad \left(2 \frac{(f_Y(Y) - \hat{f}_{Y,b}(Y))}{\hat{f}_{Y,b}(Y)} + \frac{(f_Y(Y) - \hat{f}_{Y,b}(Y))^2}{\hat{f}_{Y,b}^2(Y)} \right).
\end{aligned}$$

It is clear that $\hat{\sigma}_{ij} = n_1^{-1} \sum_{k=1}^{n_1} V_1(Y_k) + V_2(Y_k) + V_3(Y_k) + V_4(Y_k) + J_n(Y_k)$. If $C > 0$, then the variance $\text{Var}(\hat{\sigma}_{ij})$ is bounded by

$$C \left\{ \text{Var} \left(\frac{1}{n_1} \sum_{k=1}^{n_1} V_1(Y_k) \right) + \text{Var} \left(\frac{1}{n_1} \sum_{k=1}^{n_1} V_2(Y_k) \right) + \text{Var} \left(\frac{1}{n_1} \sum_{k=1}^{n_1} V_3(Y_k) \right) \right. \\ \left. + \text{Var} \left(\frac{1}{n_1} \sum_{k=1}^{n_1} V_4(Y_k) \right) + \text{Var} \left(\frac{1}{n_1} \sum_{k=1}^{n_1} J_n(Y_k) \right) \right\}.$$

We are going to bound every term separately.

Step 1: Prove that

$$\text{Var} \left(\frac{1}{n_1} \sum_{k=1}^{n_1} J_n(Y_k) \right) \leq C(n^{2c_1-4\beta c_2} + n^{2c_1+2c_2-1} \log n).$$

We bound first the term

$$J_{1n} = \frac{1}{n_1} \sum_{k=1}^{n_1} V_1(Y_k) \frac{(f_Y(Y_k) - \hat{f}_{Y,b}(Y_k))}{\hat{f}_{Y,b}(Y_k)}.$$

Using Cauchy-Schwartz's inequality, it is straightforward that

$$\text{Var}(J_{1n}) \leq \frac{1}{n_1^2} \mathbb{E} \left[\left(\sum_{k=1}^{n_1} \frac{g_i(Y_k) g_j(Y_k)}{f_{Y,b}^2(Y_k)} \left(\frac{f_Y(Y_k) - \hat{f}_{Y,b}(Y_k)}{\hat{f}_{Y,b}(Y_k)} \right) \right)^2 \right] \\ \leq \frac{1}{n_1} \mathbb{E} \left[\sum_{k=1}^{n_1} \left(\frac{g_i(Y_k) g_j(Y_k)}{f_{Y,b}^2(Y_k)} \left(\frac{f_Y(Y_k) - \hat{f}_{Y,b}(Y_k)}{\hat{f}_{Y,b}(Y_k)} \right) \right)^2 \right].$$

By Lemma 3 and Remark 2 we have

$$\text{Var}(J_{1n}) \leq C \mathbb{E} \left[\frac{1}{n_1} \sum_{k=1}^{n_1} \frac{g_i^2(Y_k) g_j^2(Y_k)}{f_{Y,b}^4(Y_k)} \right] b^{-2} (h^{2\beta} + n^{-1/2} h^{-1} \log n)^2 \\ \leq C(n^{2c_1-4\beta c_2} + n^{2c_1-1+2c_2} \log n),$$

where the second inequality is due to the law of large numbers for $n_1^{-1} \sum_{k=1}^{n_1} R_{i,b}(Y_k) R_{j,b}(Y_k)$.

To simplify the notation, we will write simply $n = n_1$ and $h = h_1$ through Steps 2 to 4. Moreover we will denote $Z_k = (\mathbf{X}_k, Y_k)$ $k = 1, \dots, n$.

Step 2: Prove that

$$\text{Var}(V_1) \leq \frac{C}{n}.$$

By independence of the Z_k 's and given that g_j , g_l and \hat{f}_Y are functions built with the second sample, it is clear that

$$\begin{aligned}\text{Var}\left(\frac{1}{n}\sum_{k=1}^n V_1(Y_k)\right) &= \text{Var}\left(\frac{1}{n}\sum_{k=1}^n R_{i,b}(Y_k)R_{j,b}(Y_k)\right) \\ &= \frac{1}{n}\text{Var}(R_{i,b}(Y)R_{j,b}(Y)) \leq \frac{C}{n}.\end{aligned}$$

Step 3. Show that

$$\text{Var}(V_2) + \text{Var}(V_3) \leq \frac{C_1}{n} + \frac{C_2}{n^2 h}.$$

First we get a bound of $\text{Var}(V_2)$. Note that,

$$\begin{aligned}V_2 &= \frac{1}{n}\sum_{k=1}^n \frac{R_{i,b}(Y_k)}{f_Y(Y_k)} (\hat{g}_j(Y_k) - g_j(Y_k)) \\ &= \frac{1}{n(n-1)}\sum_{k=1}^n \sum_{\substack{l=1 \\ l \neq k}}^n \frac{R_{i,b}(Y_k)}{f_Y(Y_k)} (X_{jl}K_h(Y_k - Y_l) - g_j(Y_k)) \\ &= \frac{1}{n(n-1)}\sum_{k=1}^n \sum_{\substack{l=1 \\ l \neq k}}^n \frac{R_{i,b}(Y_k)}{f_Y(Y_k)} X_{jl}K_h(Y_k - Y_l) \\ &\quad - \frac{1}{n(n-1)}\sum_{i=1}^n \sum_{\substack{l=1 \\ l \neq k}}^n R_{i,b}(Y_k)R_{j,b}(Y_k) \\ &= V_{21} - V_{22}.\end{aligned}$$

Notice that

$$\text{Var}(V_{22}) = \frac{1}{n}\text{Var}(R_{i,b}(Y)R_{j,b}(Y)) = \frac{C}{n}.$$

The term V_{21} is indeed a one sample U-statistic of order two. Hence, if we define $Z_{li} = (X_{li}, Y_k)$ and rewrite the expression, we get

$$\begin{aligned}V_{21} &= \frac{1}{n(n-1)}\sum_{k=1}^n \sum_{\substack{l=1 \\ l \neq k}}^n \frac{R_{i,b}(Y_k)}{f_Y(Y_k)} X_{jl}K_h(Y_k - Y_l) \\ &= \frac{1}{2}\binom{n}{2}^{-1} \sum_{(k,l) \in C_2^n} h_i(Z_{ik}, Z_{il}),\end{aligned}$$

where $C_2^n = \{(k, l); 1 \leq k < l \leq n\}$ and

$$h_i(Z_{jk}, Z_{jl}) = \frac{R_{i,b}(Y_k)}{f_Y(Y_k)} X_{jk}K_h(Y_k - Y_l).$$

Employing the symmetric version of h_i

$$\tilde{h}_i(Z_{jk}, Z_{jl}) = \frac{1}{2} \left(\frac{R_{i,b}(Y_k)}{f_Y(Y_k)} X_{jl} + \frac{R_{i,b}(Y_l)}{f_Y(Y_l)} X_{jk} \right) K_h(Y_k - Y_l),$$

it is possible (see Kowalski and Tu (2008) or Van der Vaart (2000)) to decompose $\text{Var}(V_{21})$ as

$$\begin{aligned} \text{Var}(V_{21}) = \binom{n}{2}^{-1} & \left\{ \binom{2}{1} \binom{n-2}{1} \text{Var}(\mathbb{E}(\tilde{h}_i(Z_{j1}, Z_{j2})|Z_{j1})) \right. \\ & \left. + \binom{2}{2} \binom{n-2}{0} \text{Var}(\tilde{h}_i(Z_{j1}, Z_{j2})) \right\}. \end{aligned}$$

Since $f_y(y) \leq f_Y(y)$ we have,

$$\begin{aligned} & \mathbb{E}(\tilde{h}_i(Z_{j1}, Z_{j2})|Z_{j1}) \\ &= \frac{1}{2} \int K_h(Y_1 - y) \left(\frac{x_j R_{i,b}(Y_1)}{f_Y(Y_1)} + \frac{X_{j1} R_i(y)}{f_Y(y)} \right) f(x_j, y) dx_j dy \\ &= \frac{R_{i,b}(Y_1)}{2f_Y(Y_1)} \int K_h(Y_1 - y) R_j(y) f_Y(y) dy \\ &\quad + \frac{1}{2} X_{j1} \int K_h(Y_1 - y) \frac{R_{i,b} f_Y(y)}{f_Y(y)} dy \\ &\leq \frac{1}{2} R_i(Y_1) R_j(Y_1) + \frac{1}{2} X_{j1} R_i(Y_1) \\ &\quad + \frac{R_i(Y_1)}{2f_Y(Y_1)} \int K_h(Y_1 - y) \{R_j(y) f_Y(y) - R_j(Y_1) f_Y(Y_1)\} dy \\ &\quad + \frac{1}{2} X_{j1} \int K_h(Y_1 - y) \{R_i(y) - R_i(Y_1)\} dy \\ &\leq \frac{1}{2} R_i(Y_1) R_j(Y_1) + \frac{1}{2} X_{j1} R_i(Y_1) + J_1(Z_{j1}) + J_2(Z_{j1}). \end{aligned}$$

Using Assumption 1 and applying the same arguments as in the proof of Lemma 4, we can conclude that

$$\begin{aligned} \text{Var}(J_1(Z_{j1})) &\leq \mathbb{E}[(J_1(Z_{j1}))^2] \\ &\leq Ch^{2\beta} \int \left(\frac{R_i(y)}{f_Y(y)} \right)^2 \left(\int |u^s K(u) du| \right)^2 f_Y(y) dy \\ &\leq Ch^{2\beta} \mathbb{E}[R_i^2(Y_1)] \leq Ch^{2\beta}. \end{aligned}$$

Moreover, as $f \in \mathcal{H}(\beta, L)$ and $0 < \eta < f_Y(y)$, we have

$$\begin{aligned} \text{Var}(J_2(Z_{j1})) &\leq \mathbb{E}[(J_2(Z_{j1}))^2] \\ &\leq \frac{1}{4} \mathbb{E} \left[X_{j1}^2 \left(\int K(u) (R_i(Y_1 + uh) - R_i(Y_1) du) du \right)^2 \right] \\ &\leq Ch^{2\beta} \end{aligned}$$

Therefore,

$$\text{Var}(\mathbb{E}(\tilde{h}_i(Z_{j1}, Z_{j2})|Z_{j1})) \leq \text{Var}\left(\frac{1}{2}R^2(Y_1) + \frac{1}{2}X_{l1}R(Y_1)\right) + C_1h^{2\beta}.$$

By similar calculations we bound,

$$\text{Var}(\tilde{h}_i(Z_{j1}, Z_{j2})) \leq \frac{C_2}{h}.$$

Using the same procedure we can bound $\text{Var}(V_3)$. We conclude that,

$$\begin{aligned} \text{Var}(V_2) + \text{Var}(V_3) &\leq \frac{2}{n(n-1)} \left\{ (n-2) (C_1 + C_2h^{2\beta}) + \frac{C_4}{h} \right\} \\ &\leq C_1h^{2\beta} + \frac{C_2}{n^2h}. \end{aligned}$$

Step 4. Show that

$$\text{Var}(V_4) \leq C(h^{4\beta} + n^{-2}h^{-4} \log^4 n).$$

Using Lemma 4 we obtain

$$\begin{aligned} \text{Var}(V_4) &\leq \mathbb{E}[V_4^2] \\ &= \frac{1}{n^2} \mathbb{E} \left[\left(\sum_{k=1}^n \frac{(\hat{g}_i(Y_k) - g_i(Y_k)) (\hat{g}_j(Y_k) - g_j(Y_k))}{f_Y^2(Y_k)} \right)^2 \right] \\ &\leq \frac{Cn^2}{n^2} (h^\beta + n^{-1/2}h^{-1} \log n)^4 \\ &\leq C(h^\beta + n^{-1/2}h^{-1} \log n)^4 \\ &\leq C(h^{4\beta} + n^{-2}h^{-4} \log^4 n). \end{aligned}$$

Final bound Gathering all previous results, we have

$$\text{Var}(\hat{\sigma}_{ij}) \leq C_1h^{2\beta} + \frac{C_2 \log^4 n}{n^2h^4}$$

□