

Theory of magnetization transport in a spatially varying magnetic field derived from entropic considerations

Rico A.R. Picone^{†§}, Joseph L. Garbini^{†§}, John A. Sidles^{‡§}

[†]*Department of Mechanical Engineering, University of Washington, Seattle, USA*

[‡]*Department of Orthopaedics, University of Washington, Seattle, USA*

[§]*Institute for Soldier Healing, Seattle, USA*

Abstract

A theory of magnetization transport of a single spin-species in a spatially varying magnetic field is derived from entropic considerations. The theory describes thermodynamic transport in the language of differential geometry. Both magnetization diffusion and separation are predicted from a sample geometry, a magnetic field geometry, an entropy density function, and a single space-time scale. It is expressed first and most generally as coupled nonlinear partial differential equations, which are valid for the regime of high dipole-energy and magnetization. Second, the nonlinear model is explored in the limit of low dipole-energy (semi-linear), from which is derived a physical parameter characterizing separative magnetization transport (SMT). It is shown that the necessary and sufficient condition for SMT to occur is that the SMT parameter is spatially inhomogeneous. Third, the high spin-temperature (linear) limit is derived, and is shown to be equivalent to the model of nuclear spin transport of Genack and Redfield [1]. Differences among the three models are illustrated by numerical solution. A family of analytic, steady-state solutions to the nonlinear transport equation is derived and shown to be the spin-temperature analog of the Langevin paramagnetic equation and Curie's law. A steady-state solution for the magnetization is shown to be equivalent to the widely applied separation equation of Fenske [2]. Moreover, we show that the SMT parameter is functionally related to the relative volatility parameter of Fenske.

Keywords: magnetization transport, magnetization diffusion, geometric thermodynamics, differential geometry, spin transport, spin diffusion, separative transport, SMT

1. Introduction

Technologists often seek to locally minimize entropy. For example, fractional distillation columns separate petroleum products, thermoelectric coolers concentrate heat, and gas centrifuges enrich uranium. In all such technologies, sometimes called *separative transport* technologies, it was necessary to develop analytical models to describe the related dynamics. With magnetic resonance technologies in mind, we present an analytical framework of magnetization trans-

port that can model the concentration of magnetization beyond the usual low-magnetization and energy (high spin-temperature) limit. The theory includes *separative magnetic transport* (SMT), which is analyzed to determine with which physical parameters it can be enhanced.

The theory of magnetization transport is derived from a general theory of transport that is based on the laws of thermodynamics. The key ideas of the magnetization theory are that both total energy and magnetic moment are globally

conserved, that entropy is maximized, and that there is a single space-time scale of transport. The entropy function is justified by physical arguments and by showing that in certain limits the theory encompasses the magnetization transport model of Genack and Redfield [1], the mass separation equation of Fenske, and a spin-temperature analog of the Langevin paramagnetic equation and Curie's law. We proceed to use it beyond these well-established theories and into operating regimes in which SMT, if it is understood and enhanced, may locally concentrate magnetization well-beyond concentrations currently achievable.

Magnetization transport in a spatially varying magnetic field has been studied theoretically [1] and experimentally [3, 4]. The model of Genack and Redfield assumes high spin-temperatures, and, therefore low magnetization. Transport in the absence of a magnetic field gradient is merely diffusive: it tends toward uniformity. In the presence of a spatially varying magnetic field, magnetization transport has an additional, opposite quality we will call separation. Separative effects are presented in the model of Genack and Redfield as the terms in the equations that are neither time-derivatives nor Laplacians.

Eberhardt et al. directly observed nuclear magnetization transport. In the presence of a high magnetic field gradient, they observed a suppression of diffusive transport, as did Budakian et al. We consider this to be due to the separative effect of the spatially varying magnetic field, which we undertake to study.

The topics are developed as follows. In Section 2 we discuss the concepts of diffusion, separation, and transport and their relations. The general theory of transport follows, with two propositions integrating the definitions and remarks. In Section 3 a theory of magnetization transport in an arbitrary magnetic field is developed as a special case of the general theory. An entropy function with specified conserved quantities, a spatial metric, and three coordinate bases are presented. Three forms are developed: a fully general, nonlinear partial differential equation (PDE), which is valid for the regime of high dipole-energy and magnetization; a low dipole-

energy limit (semi-linear) PDE, from which is derived a physical parameter characterizing SMT; and a high-temperature limit (linear) PDE, which is shown to be equivalent to the model of nuclear spin transport of Genack and Redfield [1]. A family of characteristic steady-state solutions is derived for the nonlinear model. These are shown to include, in a limit, a spin-temperature analog of the Langevin paramagnetic equation and, in an additional limit, of Curie's law. Finally, a steady-state solution of the magnetization transport equation is shown to be equivalent (in a limit) to the Fenske equation of the separation literature. SMT is shown to be characterized by an SMT parameter ς , which is shown to be functionally related to the relative volatility α of the separation literature.

The final section explores future work in magnetization transport, focusing on the possibility of leveraging SMT for the enhancement of magnetic resonance signals.

2. Entropic theory of transport

2.1. Diffusion

Diffusive processes are abundant in nature. The familiar diffusion equation for some scalar conserved density ρ and scalar coefficient Γ ,

$$\partial_t \rho = \Gamma \nabla^2 \rho, \quad (1)$$

is capable of describing the dynamics of many such processes. The key feature is that local concentrations of ρ are diminished, leading to uniform distributions.

However, another process is observed in, for example, chromatography [5], field-flow fractionation [5], and isotope separation. These technologies exhibit an effect called *separation* that concentrates ρ , and is thus the opposite of diffusion.

2.2. Separation & transport

According to Giddings,

Separation is the art and science of maximizing separative transport relative to dispersive transport [5, p 10].

By “dispersive transport,” Giddings means what we have called “diffusion”; by “separative transport,” he means a process in which the concentration of some distributed quantity is achieved. We adopt the language of Giddings: *transport* is the general term, including both diffusion and separation.

Therefore, a theory of transport must include both phenomena: diffusion and separation. In the following theory, both naturally arise. Separation can yield high quantity concentrations, and so a theory of transport must be capable of describing this regime if it is to be used to fully model separation.

2.3. General theory of transport

We will proceed in the natural language of differential geometry, with a view toward maximal generality. However, in relatively simple cases, familiar structures will arise. What follows is a necessarily extensive list of definitions and remarks. As we will see, the mathematical rigor of these definitions will enable and greatly simplify the subsequent theoretical development. We begin with the definition mathematical naturality because it underlies many of the following definitions.

Definition 1 (mathematical naturality). *Mathematical naturality* is the attribute of a mathematical object that expresses its independence of basis [6, 7, 8].

Remark 1. For instance, a vector is a natural geometric object before it is described in any basis. Although we define standard bases in this section, all definitions are natural and can therefore be expressed in any basis.

It is best to express physical models in a natural manner. As it has been famously said:

*The general laws of nature are to be expressed by equations which hold good for all systems of co-ordinates*¹

¹See [9, p 153]. Emphasis in original.

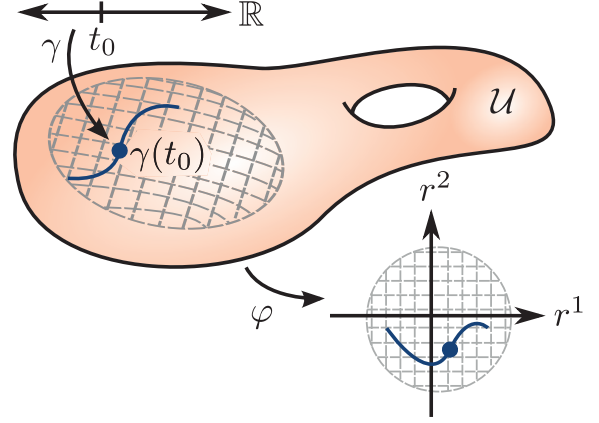


Figure 1: spatial coordinates (r^α) are defined by the map φ to \mathbb{R}^m (shown here with $m = 2$). A curve $\gamma(t)$ is a map from an interval on \mathbb{R} to the spatial manifold \mathcal{U} and has coordinate representation $\varphi(\gamma(t))$.

The following definitions are the elements from which two propositions are constructed that describe a general theory of transport and its adherence to the laws of thermodynamics. Let us begin with spatial considerations.

Definition 2 (spatial manifold). Let \mathcal{U} be defined as a spatial manifold that is smooth, of dimension m , and properly represents the geometry of the system. A spatial location is often denoted $p \in \mathcal{U}$.

Remark 2. For many applications in magnetic resonance, a Euclidean space² \mathbb{R}^m is appropriate.

Definition 3 (standard spatial coordinates). A *coordinate chart*³ on \mathcal{U} is a subset $U \subset \mathcal{U}$ with a map φ to \mathbb{R}^m , written (U, φ) (see Figure 1). An *atlas* on \mathcal{U} is a set of coordinate charts, the domains of which cover \mathcal{U} . Let the *standard spatial coordinates* (r^α) be defined as an atlas consisting of a single chart with coordinate map φ the identity map and a point $p \in U$ represented by $p = (r^1, \dots, r^m)$.

Remark 3. If a curve $\gamma(t)$ is to be represented on the manifold \mathcal{U} as a function of time, $\gamma(t)$ is defined as a map from an interval of the real line to \mathcal{U} (see Figure 1). The corresponding curve $\varphi(\gamma(t))$ is the coordinate representation of $\gamma(t)$.

²See [10, p 22] and [11, p 598]

³See [11, pp 15-16, 60-65].

Quantum dynamical trajectories unravel on a microscopic manifold that represents the states of interacting spins. A detailed microscopic model will not be considered in this work, but some microscopic notions must be introduced in order to develop the macroscopic model of transport.

Definition 4 (microscopic symplectic manifold). Let \mathcal{M} be defined as a microscopic symplectic manifold⁴ on which the microscopic Hamiltonian dynamics unfold. Let it have a Hamiltonian potential function h that determines the dynamical flow through which the quantum system will evolve.

Definition 5 (global quantities). Let n be defined as the total number of globally conserved quantities. Let $V_{\boldsymbol{\varrho}}$ be defined as a real \mathbb{R} -(co)vector space of ordered n -tuples of Poisson-commuting functions on the microscopic symplectic manifold \mathcal{M} ,⁵ and let $\boldsymbol{\varrho} \in V_{\boldsymbol{\varrho}}$.⁶ Let $V_{\boldsymbol{q}}$ be a covector space and $\boldsymbol{q} \in V_{\boldsymbol{q}}$ be defined as a covector that fixes the level-sets of $\boldsymbol{\varrho}$. Then \boldsymbol{q} represents *globally conserved quantities* on \mathcal{M} and \mathcal{U} .

Remark 4. The covector space $V_{\boldsymbol{q}}$ contains familiar quantities, such as the total energy and the magnetic moment, and irregular quantities, such as twice the total energy plus the magnetic moment.

Definition 6 (standard thermodynamic covector basis). Let the ordered basis $e = (e^1, \dots, e^n)$ be defined as the *standard thermodynamic covector basis* of $\boldsymbol{q} \in V_{\boldsymbol{q}}$, where

$$\begin{aligned} e^1 &= (1, 0, \dots, 0) \\ e^2 &= (0, 1, \dots, 0) \\ &\vdots \\ e^n &= (0, 0, \dots, 1). \end{aligned}$$

⁴See [11, p 564-95].

⁵Poisson-commuting functions on the microscopic symplectic manifold \mathcal{M} are those that commute with the Hamiltonian h . See [11, pp 578] and [12, p 76].

⁶The symbol “ ϱ ” is called “var-rho.”

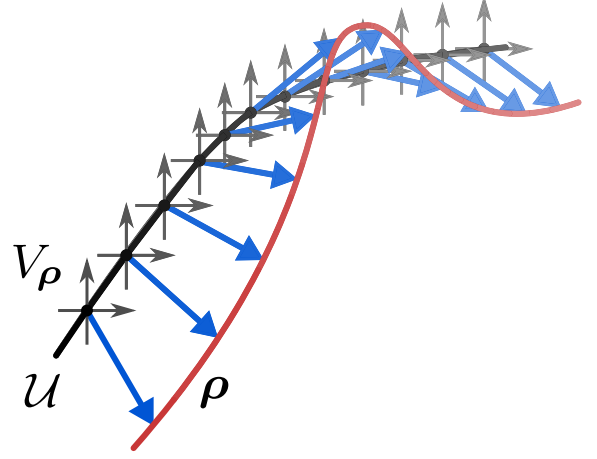


Figure 2: the ρ -vector bundle with (black) base \mathcal{U} and (red) section ρ . The (gray) vector space V_{ρ} is duplicated at each point on \mathcal{U} . Each copy of the covector space V_{ρ} corresponds to a (blue) arrow that represents ρ at that point in space and at some given time. In this example, \mathcal{U} is one-dimensional (with curvature) and V_{ρ} is two-dimensional, meaning there is a single spatial dimension and there are two conserved quantities.

Remark 5. In the standard basis, we write globally conserved quantities in a basis representation, with the *Einstein summation convention*,⁷ as

$$\boldsymbol{q} = [q_e]_i e^i. \quad (2)$$

Remark 6. Although a standard basis has been introduced in order to write each definition in both the natural representation and a basis representation (where convenient), the natural definitions require no specific basis, and basis representations are primarily pedagogic in this section.

Definition 7 (local quantities). Let the time-varying *local quantity volumetric densities* ρ be defined as a datastream of local observations of volumetric densities of globally conserved quantities \boldsymbol{q} . These generate a *fiber bundle*⁸ $\mathcal{U} \times V_{\rho}$ of rank n over base \mathcal{U} . Let the set of all *sections*⁹ of this fiber bundle be denoted \mathfrak{D}^* .¹⁰ Then

⁷See [9, p 158].

⁸This fiber bundle is a specific type of vector bundle, a *product bundle* (see [11, p 251]). Note that a fiber bundle is itself a manifold.

⁹A familiar example of a section of a fiber bundle is a *vector field*. A vector field is a section of the *tangent bundle*, the fiber bundle of tangent spaces on a manifold.

¹⁰The symbol “ \mathfrak{D} ” is the letter “O” written in the Frak-

$\rho \in \mathfrak{D}^*$ is a time-dependent section of this bundle. The fibers of the bundle are copies of the covector space V_ρ , where $\dim V_\rho = n$. See Figure 2 for an illustration of these structures.

Remark 7. The standard thermodynamic basis e is inherited from V_q in the manner described below in Definition 8. In coordinate notation,

$$\rho = [\rho_e]_i e^i. \quad (3)$$

Definition 8 (localization). The *localization equation* relates the local quantity densities ρ and the globally conserved quantities q , and is defined by the integral equation

$$q = \int_{\mathcal{U}} * \rho \quad (4)$$

where the $*$ operator is the *Hodge star operator*.¹¹

Remark 8. Let (4) define the linear map $\hat{q} : \mathfrak{D}^* \rightarrow V_q$. For some q , which is a constant covector of conserved quantities, $\hat{q}^{-1}(q)$ is a *level set*¹² of \hat{q} . So q fixes level sets on V_ρ and \mathfrak{D}^* .

Definition 9 (local entropy density). Let the *local entropy volumetric density function* $s : \mathfrak{D}^* \rightarrow \mathbb{R}$ be defined as a function that is non-negative and concave.

Remark 9 (Third Law). The restriction of the local entropy density s to nonnegative functions satisfies the *third law of thermodynamics*. Moreover, we require that s be concave to allow the Legendre dual relationship that will now be introduced.

At times it is convenient to work with another set of variables called *local thermodynamic potentials*. These variables are thermodynamically significant because their spatial gradients drive the flow of ρ .

tur calligraphic hand. It is chosen to highlight the analogous structure of \mathfrak{D}^* and the set of all cotangent bundle sections, typically denoted by the Fraktur \mathfrak{X}^* .

¹¹The Hodge star operator maps a spatial 0-form (function) to a volume-form (m -form) [11, pp 437-8].

¹²See [11, p 104-8].

Definition 10 (local thermodynamic potentials). Let the local thermodynamic potential Ω be defined as the Legendre transform¹³ conjugate variable of ρ :

$$\Omega = \frac{\partial s}{\partial \rho}. \quad (5)$$

This generates at each point $p \in \mathcal{U}$ a copy of a vector space V_Ω that is dual¹⁴ to the corresponding copy of V_ρ at p . Let the fiber bundle with fibers V_Ω be called the Ω fiber-bundle $\mathcal{U} \times V_\Omega$. Let the set of all sections of this fiber bundle be denoted \mathfrak{D} . Then $\Omega \in \mathfrak{D}$ is a time-dependent section of this bundle.

Remark 10. Note that a figure very much like Figure 2 could be drawn to illustrate an Ω fiber bundle. Each blue covector in Figure 2 would have a corresponding vector that would be its dual.

Remark 11. Inverse temperatures are the thermodynamic potentials of internal energy quantities. Therefore, other thermodynamic potentials can be considered to be analogs of inverse temperature. For instance, magnetic moment quantities have spin-temperature thermodynamic potentials. Keeping this in mind can aid the intuition that spatial gradients in Ω drive the flow of ρ , as in the familiar case of heat transfer being driven by gradients in (inverse) temperature.

Definition 11 (standard thermodynamic vector basis). Let the *standard thermodynamic vector basis* (e_i) be defined such that $e_i(e^j) = \delta_i^j$, where δ_i^j is the *Kronecker delta*. The basis representation is

$$\Omega = [\Omega_e]^i e_i. \quad (6)$$

Remark 12. The convention has been adopted that thermodynamic vectors are represented by uppercase symbols with upper indices on vector components (e.g. $[\Omega_e]^i$) and thermodynamic covectors are represented by lowercase symbols with lower indices on covector components (e.g. $[\rho_e]_i$).

¹³For an excellent article on the Legendre transform and this duality, see [13].

¹⁴See [11, p 272] for a discussion of dual spaces.

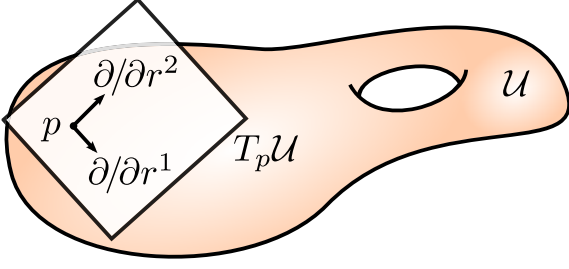


Figure 3: the tangent space $T_p \mathcal{U}$ at point $p \in \mathcal{U}$ with the standard basis $\partial/\partial r^\alpha|_p$.

We now begin to construct the current of conserved quantity densities \mathbf{j} , which, in the case of a single thermodynamic quantity ($n = 1$), includes a diffusion coefficient. A tensor structure called Onsager's kinetic coefficients will be defined that is a generalization of the diffusion coefficient, but first a discussion of spatially thermodynamically indexed tensor structures is needed, and this requires calculus on manifolds.¹⁵

In order to do calculus on manifolds, the notion of a *tangent space* is required:¹⁶ a tangent space at a point p on the spatial manifold is a vector space $T_p \mathcal{U}$ on which tangent vectors of curves through p live (see Figure 3). A chart that includes p provides a convenient basis for $T_p \mathcal{U}$ via its *coordinate vectors*¹⁷ at point p $\partial/\partial r^\alpha|_p$, where (r^α) is the standard coordinate representation of $p \in \mathcal{U}$. The *tangent bundle* $T\mathcal{U}$ is the disjoint union of the tangent spaces at all points on the manifold.¹⁸

The *dual space of the tangent space at p*, or *cotangent space* $T_p^* \mathcal{U}$, can be given a convenient basis $dr^\alpha|_p$ by dual-mapping the tangent space basis $\partial/\partial r^\alpha|_p$ to the cotangent space. The *cotangent bundle* $T^* \mathcal{U}$ is the disjoint union of the cotangent spaces at all points on the manifold [11, pp 272-303].

Spatially indexed structures will be expressed in terms of the coordinate vectors $\partial/\partial r^\alpha|_p$ and coordinate covectors $dr^\alpha|_p$. Tensors that are indexed by both spatial dimensions and thermodynamic quantities we call *thermometric structures*.

The following convention for describing thermometric structures will be used. As with any tensor or tensor field, the order of their indices is merely conventional, but must be accounted. No convention is established for the ordering of the indices, but we will describe a tensor as being indexed covariantly (acting on covectors) or contravariantly (acting on vectors), first with a thermodynamic pair, say $(0, 2)$, and second with a spatial pair, say $(1, 1)$. For instance, a tensor at some point $p \in \mathcal{U}$ might be $(0, 2) \otimes (1, 1)$, which would have as its standard basis some permutation of the tensor product $dr^\alpha \otimes dr^\beta \otimes e_i \otimes e^j$.

The convention that has been adopted is that spatial coordinate vectors $\partial/\partial r^\alpha$ and coordinate covectors dr^β are indexed by the lowercase Greek alphabet and thermodynamic basis vectors (e_i) and cobasis vectors (e^j) are indexed by the lowercase Latin alphabet.

In order to have the notion of distance on the spatial manifold \mathcal{U} , a spatial metric is introduced.

Definition 12 (spatial metric). Let the *spatial metric* g be a Riemannian metric¹⁹ on \mathcal{U} .

Remark 13. In standard coordinates,

$$g = g_{\alpha\beta} dr^\alpha \otimes dr^\beta. \quad (7)$$

Definition 13 (Onsager's kinetic coefficients). Let *Onsager's kinetic coefficients* $\hat{\mathcal{F}}$ be defined as a positive-definite type $(0, 2) \otimes (0, 2)$ thermometric contravariant tensor field.²⁰

Remark 14. Typically, a contravariant tensor field is considered to assign a tensor map at each point $p \in \mathcal{U}$ from the tangent space $T_p \mathcal{U}$ to a real number. However, the thermodynamic Ω fiber-bundle is a structure analogous to the tangent bundle $T\mathcal{U}$, and so $\hat{\mathcal{F}}$ is indexed with both the usual cotangent local coordinate vectors dr^α and the thermodynamic cobasis (e^i) .

Remark 15 (Second Law). To satisfy the *second law of thermodynamics*, $\hat{\mathcal{F}}$ must be positive semi-definite, so Definition 13 satisfies the Second Law.

¹⁵See both [11] and [14].

¹⁶See [11, p 54]

¹⁷See [11, p 60].

¹⁸See [11, p 65-8].

¹⁹See [15, p 23].

²⁰Note that a tensor field is a tensor bundle section.

Remark 16. The symmetric standard basis for $\hat{\mathcal{F}}$ is $(e^i \otimes dr^\alpha) \otimes (e^j \otimes dr^\beta)$.

Definition 14 (current). Let the *spatial transport current* \mathbf{j} be defined as

$$\mathbf{j} = \hat{\mathcal{F}} \circ (d\Omega)^\sharp \quad (8)$$

where \sharp is the *musical isomorphism*,²¹ d is the *exterior derivative*,²² and the symbol \circ denotes a functional composition.

Remark 17 (Zeroth Law). Equation 8 asserts that the current is driven by gradients in thermodynamic potential Ω , which is a multi-potential statement of the *zeroth law of thermodynamics*.

Remark 18. When $\mathcal{U} = \mathbb{R}^m$, as is often the case, (8) can be written in terms of the natural grad operator²³ as

$$\mathbf{j} = \hat{\mathcal{F}} \circ \text{grad } \Omega. \quad (9)$$

With the preceding definitions, we can introduce what is the fundamental equation of the theory of transport, which governs the flow of local quantity densities.

Definition 15 (continuity). Let the *continuity equation* be defined as

$$\partial_t \rho = d^* \mathbf{j} \quad (10)$$

where d^* is the *Hodge codifferential operator*.²⁴

Remark 19 (conservation/First Law). Equation (10) is an expression of the global conservation of local quantities ρ . It states that the local quantities ρ change only as the divergence of a current. For an energy quantity, this is the *first law of thermodynamics*.

²¹The musical isomorphisms are defined by the metric g as maps between the tangent bundle $T\mathcal{U}$ and the cotangent bundle $T^*\mathcal{U}$ ([11, pp 341-3] and [15, pp 27-9]). The \sharp operator maps spatial 1-forms to vectors.

²²The exterior derivative is the natural generalization of the familiar differential of a function [11, pp 362-72].

²³See [11, p 368].

²⁴The Hodge codifferential maps k -forms to $(k-1)$ -forms [11, pp 438-9]. In (10) it maps a spatial 1-form to a 0-form. This is similar to the divergence operator, except that it acts on a 1-form instead of a vector.

Proposition 1. Let ρ and Ω be defined as above. Each of the following statements is a necessary and sufficient condition for the adherence of the general theory of transport to the corresponding law of thermodynamics. In aggregate, then, they are necessary and sufficient conditions for adherence to all four laws of thermodynamics.

(zeroth) The current \mathbf{j} is (8).

(first) The local continuity equation is (10).

(second) Onsager's kinetic coefficient tensor $\hat{\mathcal{F}}$ is positive semi-definite, as in Definition 13.

(third) The local entropy density function s is non-negative, as in Definition 9.

Remark 20. Notice that, while the laws of thermodynamics have narrowed, considerably, the possible forms of the transport equations, two elements remain indefinite, although their general structures have been prescribed: the local entropy density function s and the tensor of Onsager's kinetic coefficients $\hat{\mathcal{F}}$.

Further specification must be made in order to fully define the transport equations. An *ansatz* will be specified that can be used in many applications, including magnetization transport. But, first, two more definitions are required.

Definition 16 (covariance tensor). Let the *covariance tensor* cov be defined as a negative-definite tensor of quantum mechanical observation processes which is related to the entropy density s by the expression²⁵

$$\text{cov} = \left(\frac{\partial^2 s}{\partial \rho_i \partial \rho_j} e_i \otimes e_j \right)^{-1}. \quad (11)$$

Remark 21. This is the connection between the quantum mechanical and the macroscopic descriptions of transport. It can also be expressed in terms of a free-energy and local thermodynamic potentials, which are related to the entropy and local quantity densities by the Legendre dual.

²⁵This is related to the Ruppeiner metric [16, 17].

Definition 17 (entropy Hessian). Let the *entropy Hessian* $\hat{\mathcal{G}}$ be defined as the type $(0, 2) \otimes (0, 2)$ thermometric contravariant tensor field

$$\hat{\mathcal{G}} = -g \otimes \text{cov}. \quad (12)$$

Remark 22. In standard coordinates,

$$\hat{\mathcal{G}} = - (g_{\alpha\beta} dr^\alpha \otimes dr^\beta) \otimes \left(\frac{\partial^2 s}{\partial \rho_i \partial \rho_j} e_i \otimes e_j \right)^{-1}. \quad (13)$$

It can be seen that a symmetric standard basis for $\hat{\mathcal{G}}$ is $(e^i \otimes dr^\alpha) \otimes (e^j \otimes dr^\beta)$.

Remark 23. $\hat{\mathcal{G}}$ is positive-definite because g is, by its definition as a Riemannian metric, positive-definite and cov is by definition negative-definite.

Definition 18 (OZ-ansatz). Let the *Onsager-Ziegler transport coefficient* Γ_{oz} be a real number. Let the *Onsager-Ziegler ansatz* (OZ-ansatz) be defined as the relation

$$\hat{\mathcal{F}}_{\text{oz}} = \Gamma_{\text{oz}} \hat{\mathcal{G}} \quad (14)$$

where Γ_{oz} specifies a space-time scale (SI units m^2/sec [18]).

Remark 24. Equation (14) assumes a single space-time scale for all transport. This *ansatz* is roughly accurate in many physical systems, but we do not assert that it is generally valid. In magnetization transport, this *ansatz* is usually reasonable [1, p 83].

Finally, the OZ-ansatz is incorporated into the theory:

Proposition 2 (general theory of transport). *If an entropy density function s is known for a system,²⁶ and if the OZ-ansatz of Definition 18 holds for the system, and if the system has no significant advective transport,²⁷ then the continuity equation*

²⁶The Legendre duality makes it equivalent to have a known, valid free energy-density function.

²⁷We have not here considered the case of advective transport. For magnetization transport, this means that only solid-state magnetization samples are considered.

of Definition 15 and its dependent definitions²⁸ describe the transport of the system over times for which global quantities \mathbf{q} can be considered substantially conserved.²⁹

Remark 25. Therefore, for any specific case, the only elements needed to completely define a transport theory are:

- (a) the spatial manifold \mathcal{U} , metric g , and coordinates (r^α) ;
- (b) the globally conserved thermodynamic quantities that define local quantity densities ρ ;
- (c) the local entropy density function s ; and
- (d) the OZ transport coefficient Γ_{oz} .

In Section 3 the theory of Proposition 2 is developed into a theory for the specific case of magnetization transport through a process of specifying the elements described in Remark 25.

3. Entropic theory of magnetization transport

In this section, we construct a specific theory of magnetization transport from the general theory of the last section.

Definition 19 (spatial manifold). A single spatial-dimension is considered, so let the spatial manifold $\mathcal{U} = \mathbb{R}$.

Remark 26. The standard Cartesian spatial coordinate (r) of Definition 3 will be used.

Definition 20 (spatial metric). Let the spatial Riemannian metric g be defined as the *Euclidean metric*. In the standard spatial coordinate, $g = dr$.

Definition 21 (conserved quantities). For the transport of a single spin-species, there are two (conserved) global quantities $\mathbf{q} \in V_{\mathbf{q}}$. Let the following be chosen:³⁰ the total magnetic energy

²⁸With, of course, $\hat{\mathcal{F}} \mapsto \hat{\mathcal{F}}_{\text{oz}}$.

²⁹That is, times for which Definition 5 holds for \mathbf{q} .

³⁰Note that any linear transformation of these quantities is also conserved.

is assigned to the component $[q_e]_1$ (Zeeman and dipole) and the total magnetic moment to the component $[q_e]_2$. These define a temporally varying local quantity density $\rho \in \mathfrak{D}^*$.

3.1. Local entropy density

The local entropy density $s : \mathfrak{D}^* \rightarrow \mathbb{R}$ is defined in a natural manner that requires some discussion. The definition is derived from the *entropy of mixing*, which is an entropy function that describes the mixing of several nonreactive quantities.

Inner products are the natural objects used to define s . An inner product of $\rho \in \mathfrak{D}^*$ with a dual from \mathfrak{D} gives a real number. These will be the arguments of s , which, due to the naturality of the inner product, will not depend on the basis of ρ .

Definition 22 (local entropy density). Let Δ be the temporally invariant volumetric spin density (spins per unit volume),³¹ B be the external spatially varying magnetic field, B_d be the average dipole magnetic field, and μ be the magnetic moment of an individual spin. Additionally, let the Ω fiber-bundle sections $\Phi, \Psi \in \mathfrak{D}$ be

$$\Phi = \frac{1}{B_d \mu \Delta} (e_1 + B(r) e_2) \quad (15a)$$

and

$$\Psi = \frac{1}{\mu \Delta} e_2 \quad (15b)$$

and the real number \bar{p} be

$$\bar{p} = \sqrt{\langle \rho, \Phi \rangle^2 + \langle \rho, \Psi \rangle^2}. \quad (15c)$$

Then let the local entropy density s be defined as

$$\begin{aligned} s(\bar{p}) = & \frac{1}{2} \ln 4 + \frac{1}{2} (\bar{p} - 1) \ln (1 - \bar{p}) \\ & - \frac{1}{2} (\bar{p} + 1) \ln (1 + \bar{p}). \end{aligned} \quad (16)$$

Remark 27. It can be shown that (16) satisfies the constraints of Definition 9.

³¹Since only a single spatial dimension is considered for \mathcal{U} , volumes will have physical dimensions (length)¹, or meters in SI units.

Remark 28. Although this definition makes reference to the standard basis (e_i) , Φ and Ψ can be written in any basis, and so the entropy definition is natural.

Remark 29. Due to the logarithmic definition of entropy density, the minimum of entropy is inconsequential, except in that it is necessarily non-negative. With another definition of (conserved) global quantities, say $2\mathbf{q}$, the minimum entropy would change, but the resulting transport is invariant.

3.2. Entropic theory of magnetization transport

Here is presented the entropic theory of magnetization transport. To remain as general as possible, the OZ transport coefficient Γ_{oz} will not be assigned. This remaining parameter will require selection based on the spin system. Diffusion coefficients are suitable choices, and for nuclear- and electron-spin systems, the literature contains theoretical and empirical values [4, 3, 1, 19].

Proposition 3 (entropic theory of magnetization transport). *Let a magnetization system be such that the entropy of Definition 22 is valid and let the system have a single spin-species such that Definition 21 holds. Additionally, let the system be non-advective and let the OZ-ansatz hold for the system. And let the system meet the other criteria of the general theory of transport of Proposition 2, using Definitions 19-22 where appropriate. Then the continuity equation of Definition 15 and its dependent definitions describe the transport of the system of magnetization.*

3.3. Magnetization transport equation

Proposition 3 defines the magnetization transport equation to be the continuity equation (10) with the specific choices of spatial manifold \mathcal{U} , local quantity densities ρ , and entropy density function s as given in Definitions 19-22. *This is the nonlinear magnetization transport equation.* A family of analytical steady-state solutions is presented.

Two additional forms of this equation will be presented in important limits. These are numerically solved numerically and compared to the non-

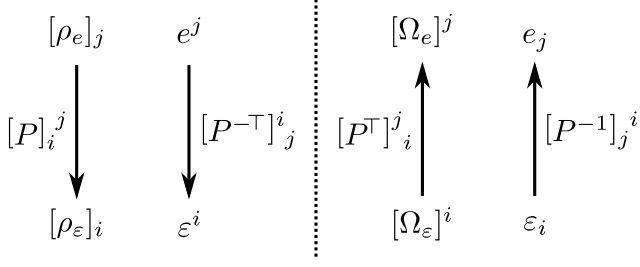


Figure 4: basis transformation relations between the e -basis and ε -basis for $\boldsymbol{\rho} = [\rho_e]_i e^i = [\rho_\varepsilon]_i \varepsilon^i$ (left) and vector $\boldsymbol{\Omega} = [\Omega_e]^i e_i = [\Omega_\varepsilon]^i \varepsilon_i$ (right). The $(1, 1)$ thermodynamic tensor P of Definition 25 determines the transformation.

linear model. Along the way, various connections to prior art will be discussed.

3.3.1. Basis considerations

Naturality allows the definitions of the preceding section to admit any thermodynamic basis for the local quantity density $\boldsymbol{\rho}$. In a spatially varying magnetic field, it is convenient and common practice to use a thermodynamic basis that is itself spatially varying. This is computationally advantageous and allows the continuity equation to be written in a simple component form. Two classes of basis are now defined.

Definition 23 (homogeneous basis). Let a *homogeneous basis* be defined as a thermodynamic ordered vector- or covector-basis that is not spatially varying.

Remark 30. The standard thermodynamic bases of Definitions 6 and 11 are spatially invariant, and so they are homogeneous.

Definition 24 (inhomogeneous basis). Let an *inhomogeneous basis* be defined as a thermodynamic ordered vector- or covector-basis that is spatially varying.

Definition 25 (polarization thermodynamic covector basis). Let $(\varepsilon_i) \in \mathfrak{D}^*$ be defined as an ordered thermodynamic covector basis by the basis transform from the standard basis

$$[\rho_\varepsilon]_i = [P]_i^j [\rho_e]_j, \quad (17)$$

where P is the thermodynamic $(1, 1)$ mixed tensor with matrix representation

$$P = \frac{1}{\mu \Delta(r)} \begin{bmatrix} 1/B_d & B(r)/B_d \\ 0 & 1 \end{bmatrix}. \quad (18)$$

Remark 31. Because $\boldsymbol{\rho}$ is a natural object, the basis vectors (e^i) must transform to (ε^i) in a compensatory manner. Similarly, the polarization thermodynamic vector basis for $\boldsymbol{\Omega}$, (ε_i) , is easily derived from Definition 11. All such relations are shown in Figure 4.

Remark 32. From the relations of Figure 4, it can be shown that the basis covectors and vectors of the ε -basis must be spatially varying, and so it is an inhomogeneous basis.

Remark 33. The physical interpretations of the components of $[\rho_\varepsilon]_i \varepsilon^i$ are no longer the same as those of $[\rho_e]_i e^i$. Both components are normalized such that they are nondimensional (their basis vectors have assimilated the units originally in the components). The second component has become what is typically called “polarization,” and ranges over the interval $[-1, +1]$. The first component is a nondimensional version of the dipole-energy density (since the Zeeman energy density has been subtracted from the total energy density).

3.3.2. Thermodynamic potentials and spin-temperature

Definitions 10 and 22 give the ε -basis representation of the thermodynamic potential

$$\begin{aligned} \boldsymbol{\Omega}(\boldsymbol{\rho}) = & (-[\rho_\varepsilon]_1 \operatorname{arctanh}(|\boldsymbol{\rho}|)/|\boldsymbol{\rho}|) \varepsilon_1 \\ & + (-[\rho_\varepsilon]_2 \operatorname{arctanh}(|\boldsymbol{\rho}|)/|\boldsymbol{\rho}|) \varepsilon_2 \end{aligned} \quad (19)$$

where $|\cdot|$ is the *Euclidean norm*. Figure 5 shows density plots for the components of $\boldsymbol{\Omega}(\boldsymbol{\rho})$. These approach $\pm\infty$ as $|\boldsymbol{\rho}|$ approaches unity.

Spin temperature is closely associated with $\boldsymbol{\Omega}$, which can be considered to be the inverse spin-temperature associated with each quantity $\boldsymbol{\rho}$. In the standard basis, the components of $\boldsymbol{\Omega}$ represent the inverse spin-temperatures of total energy-density $([\Omega_e]^1)$ and total magnetization $([\Omega_e]^2)$. In the ε -basis, they represent the inverse spin-

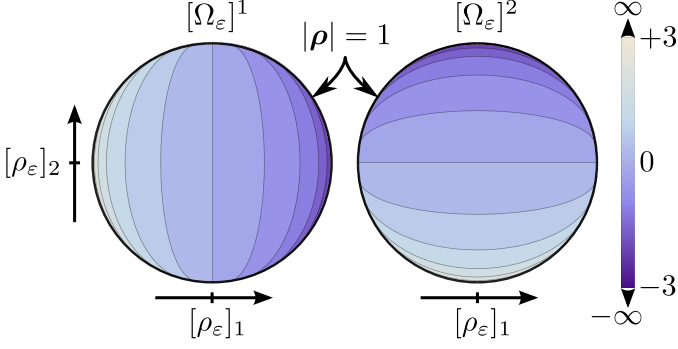


Figure 5: density plots of $[\Omega_\varepsilon]^1(\rho)$ (left) and $[\Omega_\varepsilon]^2(\rho)$ (right). As $|\rho| \rightarrow 1$, $[\Omega_\varepsilon]^i \rightarrow \pm\infty$.

temperatures of the normalized dipole energy-density ($[\Omega_\varepsilon]^1$) and polarization ($[\Omega_\varepsilon]^2$).

This interpretation is consistent with the relationship illustrated in Figure 5 in which as $|\rho| \rightarrow 1$, $[\Omega_\varepsilon]^i \rightarrow \pm\infty$. This means that high spin-temperatures correspond to low energy densities and polarization and low spin-temperatures correspond to high energy and polarization.

Equation 19 can be solved over the domain $\tanh |\Omega| \leq 1$ for

$$\begin{aligned} \rho(\Omega) = & (\pm[\Omega_\varepsilon]^1 \tanh(|\Omega|)/|\Omega|) \varepsilon^1 \\ & + (\pm[\Omega_\varepsilon]^2 \tanh(|\Omega|)/|\Omega|) \varepsilon^2 \end{aligned} \quad (20)$$

where the terms are positive for $[\Omega_\varepsilon]^1 < 0$, positive or negative for $[\Omega_\varepsilon]^1 = 0$, and negative otherwise. The density plots of Figure 6 show the functional relationships of the components.

It is simple to show that the following two identities hold for the relationship between ρ and Ω for all time and space:

$$\frac{[\rho_\varepsilon]_2}{[\rho_\varepsilon]_1} = \frac{[\Omega_\varepsilon]^2}{[\Omega_\varepsilon]^1} \text{ and} \quad (21a)$$

$$|\rho| = \tanh |\Omega|. \quad (21b)$$

These identities are presented because they may be useful for designers of SMT experiments and technologies.

3.3.3. Magnetization transport equation: method

Although there is no compact expansion of the magnetization transport equation in coordinates, the key operations required to derive it in perhaps

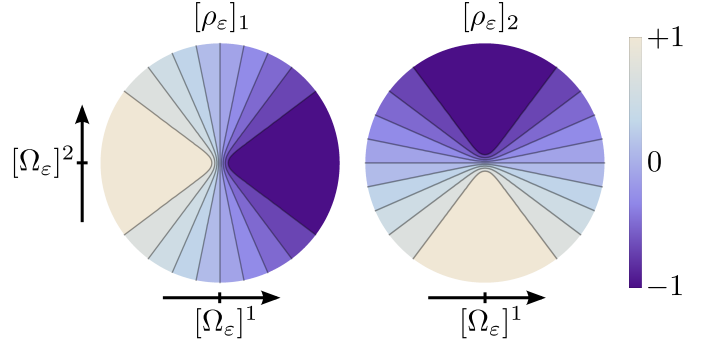


Figure 6: density plots of $[\rho_\varepsilon]_1(\Omega)$ (left) and $[\rho_\varepsilon]_2(\Omega)$ (right).

the most compact basis, the ε -basis, are here presented.

Let Δ be spatially homogeneous. The first operation is the exterior derivative of the potential $d\Omega$ that is an element of the expression for \mathbf{j} (8). In a single spatial dimension with coordinate (r) and thermodynamic ε -basis, this amounts to

$$\begin{aligned} d\Omega = & (\partial_r [\Omega_\varepsilon]^1) \varepsilon_1 \otimes dr \\ & + (\partial_r [\Omega_\varepsilon]^2 + [\Omega_\varepsilon]^1 B'/B_d) \varepsilon_2 \otimes dr \end{aligned} \quad (22)$$

where the field-gradient term arises from the inhomogeneity of the ε -basis. Second and similarly, it can be shown that the codifferential of the current

$$\begin{aligned} d^*\mathbf{j} = & (-\partial_r [j_\varepsilon]^1 + [j_\varepsilon]^2 B'/B_d) \varepsilon_1 \\ & + (-\partial_r [j_\varepsilon]^2) \varepsilon_2. \end{aligned} \quad (23)$$

3.3.4. Steady-state solutions

A family of steady-state solutions is developed analytically. Later in the section, certain limits are explored in which familiar theories are shown to be subsets of this family of solutions.

Steady-state means that $d^*\mathbf{j}$ is temporally invariant. A simple solution can be developed in the case that $\mathbf{j} = 0$. Then from (8), it can be shown that $(d\Omega)^\sharp$ must be zero because $\hat{\mathcal{F}}_{oz}$ is positive definite. In the standard basis this implies that the components $\partial_r [\Omega_e]^i = 0$, i.e. the system evolves toward uniform distributions of inverse spin-temperatures. In the polarization basis it implies that the components of (22) are zero. Let $[\Omega_\varepsilon^0]^i$ denote constants determined by a boundary

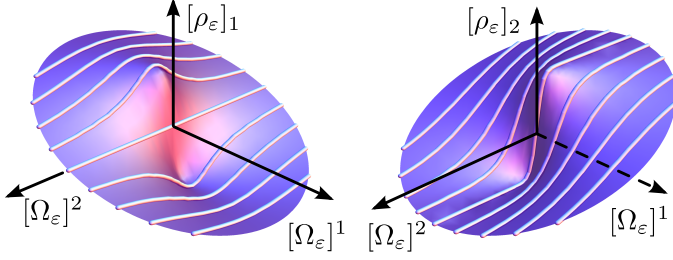


Figure 7: a family of steady-state solutions for $\boldsymbol{\rho}$. The (white) constant- $[\Omega_\epsilon]^1$ slices of the surface can be interpreted as reparameterized spatial solutions in which $[\Omega_\epsilon]^2$ represents the spatial- and magnetic field-dependence.

condition r_0 , and let $\bar{B}(r) = (B(r) - B(r_0))/B_d$ and $\bar{\Delta}(r) = \Delta(r)/\Delta(r_0)$. The resulting simple system of ordinary differential equations can be solved for

$$\begin{aligned} \Omega(0, r) = & ([\Omega_\epsilon^0]^1 \bar{\Delta}(r)) \varepsilon_1 + \\ & ([\Omega_\epsilon^0]^2 - \bar{B}(r)[\Omega_\epsilon^0]^1) \bar{\Delta}(r) \varepsilon_2. \end{aligned} \quad (24)$$

If we let Δ be spatially invariant, $\bar{\Delta}$ is unity and $[\Omega_\epsilon]^1 = [\Omega_\epsilon^0]^1$ is also spatially invariant. The implications of this are interesting, particularly when an attempt is made to map this Ω -solution to a $\boldsymbol{\rho}$ -solution. It can be shown from (20) and (24) that the spatial-dependence of the components of $\boldsymbol{\rho}$ will be contained in $[\Omega_\epsilon]^2(0, r)$. In fact, a search for a dimensionless parameter to represent the spatial- and magnetic field-dependence quickly yields that $[\Omega_\epsilon]^2(0, r)$ itself is an excellent choice. This means that a family of spatial steady-state solutions are to be found as constant- $[\Omega_\epsilon]^1$ slices of the surfaces of $\boldsymbol{\rho}(\Omega)$, as shown in Figure 7, and that $[\Omega_\epsilon]^2$ can be considered to be the dimensionless spatial variable.

For small $[\Omega_\epsilon]^1$, (20) yields the expression

$$[\rho_\epsilon]_2(t, r) = -\tanh[\Omega_\epsilon]^2(t, r). \quad (25)$$

This corresponds to the $[\Omega_\epsilon]^1 = 0$ slice of Figure 7. In the standard basis (with functional dependencies suppressed), (25) becomes

$$[\rho_e]_2 = \mu\Delta \tanh(\mu\Delta (B[\Omega_e]^1 - [\Omega_e]^2)). \quad (26)$$

This is a spin-temperature analog of the *Langevin paramagnetic equation* of statistical mechanics,

which expresses the steady-state magnetization distribution as a function of external magnetic field and temperature. If (26) is linearized about small $[\Omega_e]^1$ (high spin-temperature of total energy), a spin-temperature analog of *Currie's law* results.

As will be discussed in Section 3.5, (25) and (26) are also closely related to the separation literature.

3.3.5. Low dipole-energy

magnetization transport equation

In many applications it will be reasonable to assume small dipole-energy. A semi-linear magnetization transport equation can be derived from the continuity equation of Proposition 3 by linearizing about $[\rho_\epsilon]_1 = 0$. This model will provide insight into the conditions for separative magnetization transport (SMT). The continuity equation and current can be linearized in ε -basis components, with Δ constant, as

$$\partial_t \boldsymbol{\rho} = \mathbf{d}^* \mathbf{j} \quad (27a)$$

$$\begin{aligned} \mathbf{j} = & (-\Gamma_{oz} \partial_r [\rho_\epsilon]_1) \varepsilon^1 \otimes dr \\ & + (-\Gamma_{oz} \partial_r [\rho_\epsilon]_2 + \Gamma_{oz} \Delta \sigma) \varepsilon^2 \otimes dr \end{aligned} \quad (27b)$$

where

$$\sigma = \varsigma (1 - ([\rho_\epsilon]_2)^2) \quad (27c)$$

is a dimensionless factor and

$$\varsigma = \frac{B'}{\Delta B_d} [\Omega_\epsilon]^1 \quad (27d)$$

is the dimensionless single-spin-species *SMT parameter*, written in the ε -basis.³² It is more physically intuitive in e -basis components:

$$\varsigma = \mu B' [\Omega_e]^1. \quad (27e)$$

In Section 3.5, we will see that this parameter is functionally related to the relative velocity parameter α of the mass separation literature. After

³²The symbol “ ς ” is called “var-sigma.”

evaluating the codifferential, (27) becomes

$$\partial_t \boldsymbol{\rho} = (\Gamma_{\text{oz}} \partial_r^2 \rho_1 + j_2 B' / B_d) \varepsilon^1 + (\Gamma_{\text{oz}} \partial_r^2 \rho_2 - \Gamma_{\text{oz}} \Delta \partial_r \sigma) \varepsilon^2. \quad (28)$$

From (27) and (28) it can be determined that a necessary and sufficient condition for SMT at some time t and location r is that $\partial_r \sigma(t, r)$ is nonzero. This condition implies several other necessary conditions. First, it implies that $B(r)$ is necessarily spatially inhomogeneous. Second, it implies that $|\rho_\varepsilon]_2(t, r)|$ is necessarily either less than unity or spatially varying. Third, it implies that $[\Omega_\varepsilon]^1$ is necessarily spatially inhomogeneous. Finally, it implies that ς is necessarily spatially inhomogeneous. If the polarization is non-unity or spatially varying, as is typically the case, the nonuniformity of ς is a both necessary and sufficient condition for SMT. If any of these conditions is not met in a region, no SMT occurs there.

The separative effect can be enhanced by increasing ς ; this can be achieved by increasing $|B|$ and $|B'|$. As magnetization concentrates, the factor $[\Omega_\varepsilon]^2$ increases. At first, it would appear that ς predicts an unstable increase in concentration. However, as the polarization approaches unity, the limiting factor in σ throttles SMT, and brings it to zero in the limit.

3.3.6. High spin-temperature magnetization transport equation

In the literature, high spin-temperature is often assumed [1, 3, 20]. In many applications, especially when there is little separation, this is sufficient. High spin-temperature approximations are low- Ω and low- $\boldsymbol{\rho}$ approximations, and can be derived from the theory of magnetization transport (Proposition 3) by a first-order power-series expansion of the continuity equation about $\boldsymbol{\rho} = \mathbf{0}$.

Proceeding with this program in the ε -basis, the following component expression is derived:

$$\partial_t \boldsymbol{\rho} = d^* \mathbf{j} \quad (29a)$$

$$\mathbf{j} = \Gamma_{\text{oz}} \left(-\partial_r [\rho_\varepsilon]_1 + [\rho_\varepsilon]_1 \frac{\Delta'}{\Delta} \right) \varepsilon^1 \otimes dr + \Gamma_{\text{oz}} \left(-\partial_r [\rho_\varepsilon]_2 + [\rho_\varepsilon]_2 \frac{\Delta'}{\Delta} - [\rho_\varepsilon]_1 \frac{B'}{B_d} \right) \varepsilon^2 \otimes dr. \quad (29b)$$

Equation 23 can be used to compute a component form of the differential equation (29a). If $\Delta(r)$ is assumed to be spatially homogeneous, under a change of basis, the transport equations of Genack and Redfield are recovered [1, p 83]. The equivalence will be discussed in Section 3.4.

Genack and Redfield mention that their expression must be altered to account for a nonuniform density of spins per unit volume Δ . Equation 29 is such an alteration.

3.3.7. Comparison of the models

In certain regimes, the nonlinear equation of Proposition 3 differs from both the semi-linear (27a) and linear (29) versions. For large $|\boldsymbol{\rho}|$, only the nonlinear equation is valid. For large $[\rho_\varepsilon]_2$ but small $[\rho_\varepsilon]_1$, only the nonlinear and partially linear equations are valid. All three are valid for small $|\boldsymbol{\rho}|$.

By way of example, Figures 8 and 9 numerically compare the three models. The operating regime was large $|\boldsymbol{\rho}|$ and field gradient, along with initial conditions of constant $[\rho_\varepsilon]_1$ and step-like $[\rho_\varepsilon]_2$. After some time, the spatial distribution of $\boldsymbol{\rho}$ eventuated. As predicted, the semi-linear and linear models are insufficient in this operating regime, and the semi-linear performs better than the linear, especially in $[\rho_\varepsilon]_2$.

3.4. Equivalence to other models at high spin-temperatures

In Section 3.3.6, we claimed that if $\Delta(r)$ is assumed to be spatially homogeneous, the linear transport equation developed there is equivalent to the transport equations of Genack and Redfield [1, p 83].³³ We here show the basis transformation that yields this equivalency. Additionally, another commonly encountered form of

³³Equations (24a,b) of [1] are the equivalent expression. We believe that (24b) has a typo in the term containing the current (it is missing a negative sign), but it is otherwise equivalent.

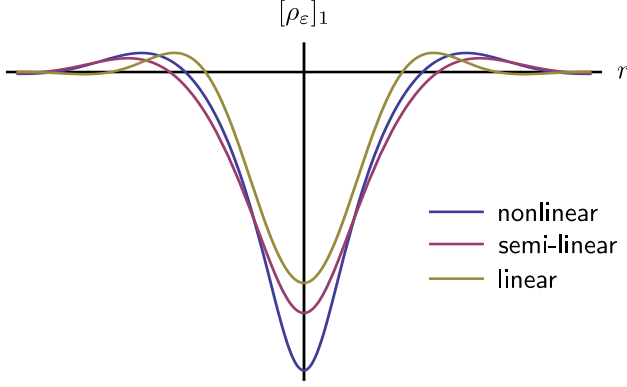


Figure 8: numerically comparing the spatial distributions of $[\rho_\varepsilon]_1$ predicted by the three magnetization transport equations for large $|\boldsymbol{\rho}|$.

the linear model—one expressed in inverse spin-temperature variables—is shown to be equivalent.

Two methods have been used to verify the equivalency of the equations of Genack and Redfield. The first is to relate their basis to the ε -basis, derive the nonlinear equation in terms of their components via Proposition 3, and linearize it for small $\boldsymbol{\rho}$ -quantities. The component transformation from the (inhomogeneous) Genack and Redfield basis to the (inhomogeneous) ε -basis is given by the $(1,1)$ -tensor transformation $R : \mathfrak{D}^* \rightarrow \mathfrak{D}^*$, which has the matrix representation

$$R = \frac{1}{\mu\Delta} \begin{bmatrix} -B_d/\mu_0 & 0 \\ 0 & 1 \end{bmatrix} \quad (30)$$

where μ_0 is the magnetic constant [18, p 1].³⁴

The second method is to directly transform the Genack and Redfield equations into Equation 29 (with homogeneous Δ) via (30). Let $[\rho_{\text{gr}}]_1$ and $[\rho_{\text{gr}}]_2$ denote the magnetic susceptibility and magnetization, respectively, as defined by Genack and Redfield. Both the variables and the equations must be transformed by the relations

$$[\rho_\varepsilon]_i = [R]_i^j [\rho_{\text{gr}}]_j \quad \text{and} \quad (31a)$$

$$\partial_t [\rho_\varepsilon]_i = [R]_i^j \partial_t [\rho_{\text{gr}}]_j. \quad (31b)$$

Both methods have been used to verify the equiv-

³⁴The appearance of the magnetic constant is due to Genack and Redfield's definition of dipole energy-density as the magnetization times $-B/\mu_0$ [1, p 83].

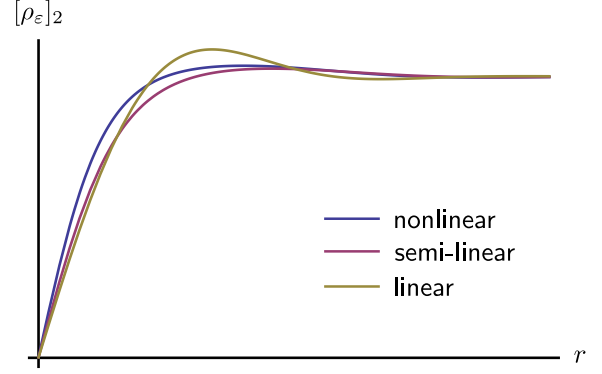


Figure 9: numerically comparing the spatial distributions of $[\rho_\varepsilon]_2$ predicted by the three magnetization transport equations for large $|\boldsymbol{\rho}|$. Only the positive r axis is shown for clarity, and the plot is (180 degrees) rotationally symmetric about the origin.

alency. The latter method is valid only because both bases shared the same zero state, about which each system was linearized.

Eberhardt et al. and others express this high spin-temperature model in terms of inverse spin-temperatures [1, 3, 20]. It is tedious but straightforward to show that these are equivalent to linearized equations in $\boldsymbol{\rho}$ that have been transformed to equations in $\boldsymbol{\Omega}$ via a linearized version of (19), under the following choice of basis: $[\rho_{\text{st}}]_1$ is the dipole-energy density and $[\rho_{\text{st}}]_2$ is the Zeeman energy density. The component transformation from the standard basis to this (inhomogeneous) basis is given by the $(1,1)$ -tensor transformation $M : \mathfrak{D}^* \rightarrow \mathfrak{D}^*$, which has the matrix representation

$$M = \begin{bmatrix} 1 & B(r) \\ 0 & -B(r) \end{bmatrix}. \quad (32)$$

The linearized map of the components of this basis to the components of its thermodynamic dual basis is given by the $(2,0)$ -tensor transformation $N : \mathfrak{D}^* \rightarrow \mathfrak{D}$, which has the matrix representation

$$N = \frac{1}{\mu^2 \Delta^2} \begin{bmatrix} 1/B_d^2 & 0 \\ 0 & 1/B(r)^2 \end{bmatrix}. \quad (33)$$

The $\boldsymbol{\rho}$ -variable equation is transformed to the $\boldsymbol{\Omega}$ -

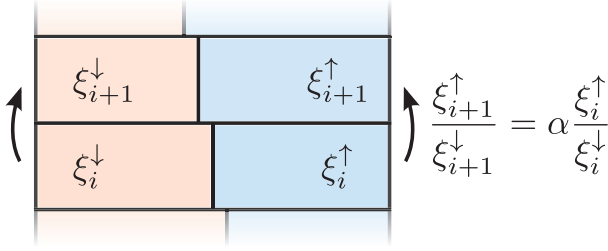


Figure 10: two “trays” containing fractions of up-spin ξ^\uparrow and down-spin ξ^\downarrow . The fraction ratio in tray $i+1$ is related to that of tray i by the relative volatility α .

variable equation by the relations

$$[\Omega_{\text{st}}]^i = [N]^{ij}[\rho_{\text{st}}]_j \text{ and} \quad (34a)$$

$$\partial_t[\Omega_{\text{st}}]^i = [N]^{ij}\partial_t[\rho_{\text{st}}]_j. \quad (34b)$$

The ρ -variable and Ω -variable expressions of Genack and Redfield’s model are both equivalent to the high spin-temperature limit of the theory of magnetization here presented.

3.5. Separation and the Fenske equation

Fenske developed a set of equations to describe the process of mass separation in the fractional distillation of hydrocarbons [2]. These have become the standard for simple models of mass separation [21, p 114]. In this section, a model will be derived in the manner of Fenske that is equivalent, in some operating regimes, to the theory of magnetization transport presented above. This will highlight the separative aspect of magnetization transport.

Consider the simple, discrete system illustrated in Figure 10. It is analogous to a fractional distillation column in which “tray” i contains a certain ratio of one substance to another, and tray $i+1$ contains a greater concentration. Figure 10 shows two “spin” trays in which the two “substances” are spin-up and spin-down, described by the fractions ξ_i^\uparrow and ξ_i^\downarrow . Let the total amount of spin in a tray be fixed:

$$\xi_i^\uparrow + \xi_i^\downarrow = 1. \quad (35)$$

Through an exchange process among the trays, tray $i+1$ obtains a higher ratio between up- and down-spin. In a fractional distillation column,

concentration occurs by boiling liquid in a tray, the vapor of which condenses in the tray above and contains a higher concentration of the product, and fluid flows downward for mass balance. In the spin system, the exchange occurs through dipole-dipole interactions. Let $\alpha \geq 1$ be the *relative volatility* (typically α is not much larger than unity). The Fenske model describes this process by the relation [22, p 35]

$$\frac{\xi_{i+1}^\uparrow}{\xi_{i+1}^\downarrow} = \alpha \frac{\xi_i^\uparrow}{\xi_i^\downarrow}. \quad (36)$$

Let ξ_0^\uparrow and ξ_0^\downarrow be the spin fractions of some reference tray (0). Equation 36 is a difference equation that can be solved in the steady-state for the *Fenske equation*^{35,36}

$$\frac{\xi_i^\uparrow}{\xi_i^\downarrow} = \alpha^i \frac{\xi_0^\uparrow}{\xi_0^\downarrow}. \quad (37)$$

A continuum solution is found if tray i is taken to be spatially small and mapped to the dimensionless spatial coordinate $\bar{r} = \Delta r$ (i.e. $i \rightarrow \bar{r}$). Polarization can be identified as

$$[\rho_\varepsilon]_2(\bar{r}) = 2\xi_{\bar{r}}^\uparrow - 1 = 1 - 2\xi_{\bar{r}}^\downarrow \quad (38)$$

Equation 37 can be written in terms of polarization. What is more interesting, however, is that for α near unity, the following equation is approximate (and exact in the limit):

$$[\rho_\varepsilon]_2(\bar{r}) = \tanh(a(\bar{r} - \bar{r}_0)) \quad (39a)$$

where

$$a = \frac{\alpha - 1}{\alpha + 1} \quad \text{and} \quad \bar{r}_0 = \frac{\text{arctanh}[\rho_\varepsilon^0]_2}{a}. \quad (39b)$$

Equation 39 can be written in the standard basis by the simple relation $[\rho_\varepsilon]_2(\bar{r}) = \mu\Delta(r)[\rho_\varepsilon]_2(\bar{r})$. Comparing this to (26) with a linear field $B(r)$,

³⁵This is not the usual form of the Fenske equation, but it is equivalent.

³⁶The superscript of α is not an index, but an exponent.

the following identification can be made:

$$\alpha = \frac{1 + \mu B'(r)[\Omega_e^0]^1}{1 - \mu B'(r)[\Omega_e^0]^1}. \quad (40)$$

Recalling the definition of the SMT parameter ς from (27e), we write

$$\alpha = \frac{1 + \varsigma}{1 - \varsigma}. \quad (41)$$

This result connects the theory of separative magnetization transport with Fenske-style separation theory. For separation to occur, the relative volatility α must be non-unity and the SMT parameter ς must be nonzero.³⁷ These are two statements of the same rule.

This highlights the separative nature of transport in the spin system. Small concentrations of magnetization develop in the steady-state, and this can be considered separation of up-spin and down-spin.

Beyond increasing $|B|$ and $|B'|$, as discussed in Section 3.3.5, no mechanism to enhance this natural separation is apparent in this single-spin species system, as it is in a fractional distillation system, but as we will discuss in the conclusions, we believe that an enhancement of this separative effect is possible with the introduction of a second spin-species. This will require a theory that includes large-magnetization regimes and three conserved quantities (e.g. total magnetic energy, nuclear-spin magnetic moment, and electron-spin magnetic moment). The theory of Section 3 satisfies the former requirement, but it is only valid for two quantities. However, because the theory of Section 2 allows any number of conserved quantities, future work will develop from it a three-quantity theory of magnetization transport.

4. Conclusions and prospects

A general theory of transport was derived from the laws of thermodynamics and presented in the

language of differential geometry. The theory includes an *ansatz* that specifies a single space-time scale for the evolution of all conserved quantity densities. Entropic considerations enter the dynamics through a thermometric structure. In principle, the general theory is applicable to any non-advective macroscopic system with conserved quantities. We apply it here to a single spin-species magnetization system in a spatially varying magnetic field.

A theory of magnetization transport for a single spin-species in a spatially varying magnetic field was derived from the general theory of transport. It was expressed first and most generally as coupled nonlinear partial differential equations, which are valid for the regime of high dipole-energy and magnetization. Second, the nonlinear model was explored in the limit of low dipole-energy (semi-linear), from which was derived a physical parameter characterizing SMT. It was shown that the necessary and sufficient condition for SMT to occur is that the SMT parameter is spatially inhomogeneous. Third, the high spin-temperature (linear) limit was derived, and was shown to be equivalent to the model of nuclear spin transport of Genack and Redfield. Differences among the three models were illustrated by numerical solution. A family of analytic, steady-state solutions to the nonlinear transport equation was derived and shown to be the spin-temperature analog of the Langevin paramagnetic equation and Curie's law. A steady-state solution of the magnetization was shown to be equivalent to the widely applied separation equation of Fenske. Moreover, we showed that the SMT parameter is functionally related to the relative volatility parameter of Fenske.

The regime of high magnetization is now described by the theory of magnetization transport, but it has not been realized in current magnetic resonance technologies. However, this is precisely the motivation of the theory: the theoretical description opens-up the possibility of its practical realization.

The separative nature of magnetization transport was explored, and SMT was found to occur in a manner analogous to separative mass trans-

³⁷As discussed in Section 3.3.5, ς must be spatially inhomogeneous for SMT to occur, and so it must be nonzero over the region.

port. The objectives of chemical engineers and nuclear engineers to concentrate substances has an analog in magnetization transport in the concentration of magnetization. The task of locally concentrating this magnetization can now be an explicit objective of magnetic resonance scientists and engineers.

Although much can be learned from the separative mass transport community, much remains to be learned about SMT. A distillation column has temperature and gravitational field gradients. Its components have different volatility, and so one is more represented in the vapor phase than the other. Understanding how these factors affect separative mass transport has been the key to harnessing separation. For SMT, we have shown that it is necessary that there be a spatially varying magnetic field. Greater spatial-variations induce greater separative transport. Previously, it had been shown that diffusive transport is suppressed in a high magnetic field gradient [3, 4], and the present results show that separative transport is enhanced. Certain magnetic resonance technologies are currently better-equipped than others to take advantage of this, such as magnetic resonance force microscopy (MRFM) [23], which already operates in very high magnetic field gradients. However, the naturally occurring concentrations, even in high magnetic field gradients are not sufficient in many applications.

This has led to the idea of adding a second spin-species to the system. With two spin-species (e.g. nuclear and electron), spatial gradients in the magnetization of one may affect the transport of the other through spin-spin interactions. Using magnetic resonance techniques to locally induce such gradients in the magnetization of one species, that of the other may be concentrated. It is also possible that variations in sample spin-density Δ may provide similar separation-inducing gradients, and the nonlinear magnetization theory presented above includes this effect, although a uniform distribution was assumed (for simplicity) in the development of the SMT parameter.

The magnetization transport theory presented above does not include a second spin-species, but the transport theory of Section 2 can be used to

develop such a theory. Once experimentally validated, the theory may be used to leverage SMT to concentrate magnetization and drive magnetic resonance technology development. This work is underway and forthcoming.

5. Acknowledgments

This work was supported by the Army Research Office (ARO) MURI program under contract # W911NF-05-1-0403.

References

- [1] A. Z. Genack, A. G. Redfield, Theory of nuclear spin diffusion in a spatially varying magnetic field, *Phys. Rev. B* 12 (1975) 78–87.
- [2] M. R. Fenske, Fractionation of straight-run pennsylvania gasoline, *Industrial & Engineering Chemistry* 24 (1932) 482–485.
- [3] K. W. Eberhardt, S. Mouaziz, G. Boero, J. Brugger, B. H. Meier, Direct observation of nuclear spin diffusion in real space, *Phys. Rev. Lett.* 99 (2007) 227603.
- [4] R. Budakian, H. J. Mamin, D. Rugar, Suppression of spin diffusion near a micron-size ferromagnet, *Phys. Rev. Lett.* 92 (2004) 037205.
- [5] J. C. Giddings, *Unified separation science*, Wiley, New York, 1991.
- [6] S. Eilenberg, S. MacLane, Natural isomorphisms in group theory, *Proceedings of the National Academy of Sciences* 28 (1942) 537–543.
- [7] S. Eilenberg, S. MacLane, General theory of natural equivalences, *American Mathematical Society* (1945) 537–294.
- [8] J. A. Sidles, J. L. Garbini, J. P. Jacky, R. A. Piccone, S. A. Harsila, Elements of naturality in dynamical simulation frameworks for Hamiltonian, thermostatic, and Lindbladian flows on classical and quantum state-spaces, *arXiv:1007.1958v1 [quant-ph]* (2010).
- [9] A. Einstein, The Foundation of the General Theory of Relativity, volume 6 of *The Collected Papers of Albert Einstein*, Princeton University Press, 1997.
- [10] F. Bullo, A. D. Lewis, *Geometric control of mechanical systems: modeling, analysis, and design for simple mechanical control systems*, Springer, 2005.
- [11] J. M. Lee, Introduction to Smooth Manifolds, volume 218 of *Graduate Texts in Mathematics*, Springer, second edition, 2012.
- [12] M. Nielsen, I. Chuang, *Quantum Computation and Quantum Information: 10th Anniversary Edition*, Cambridge University Press, 2010.
- [13] R. K. P. Zia, E. F. Redish, S. R. McKay, Making sense of the Legendre transform, *American Journal of Physics* 77 (2009) 614–622.

- [14] M. Spivak, Calculus On Manifolds: A Modern Approach To Classical Theorems Of Advanced Calculus, Mathematics Monograph Series, Westview Press, 1965.
- [15] J. M. Lee, Riemannian Manifolds: an introduction to curvature, volume 176 of *Graduate Texts in Mathematics*, Springer, first edition, 1997.
- [16] G. Ruppeiner, Thermodynamics: A riemannian geometric model, Phys. Rev. A 20 (1979) 1608–1613.
- [17] G. Ruppeiner, Riemannian geometry in thermodynamic fluctuation theory, Rev. Mod. Phys. 67 (1995) 605–659.
- [18] Fundamental Physical Constants–Extensive Listing, Technical Report, National Institute of Standards and Technology, 2010.
- [19] W. M. Dougherty, K. J. Bruland, S. H. Chao, J. L. Garbini, S. E. Jensen, J. A. Sidles, The Bloch equations in high-gradient magnetic resonance force microscopy: Theory and experiment, Journal of Magnetic Resonance 143 (2000) 106 – 119.
- [20] C. Ramanathan, Dynamic nuclear polarization and spin-diffusion in non-conducting solids, ArXiv e-prints (2008).
- [21] H. Z. Kister, Distillation design, McGraw-Hill chemical engineering series, McGraw-Hill, 1992.
- [22] I. J. Halvorsen, S. Skogestad, Distillation Theory, Unknown.
- [23] J. A. Sidles, Noninductive detection of singleproton magnetic resonance, Applied Physics Letters 58 (1991) 2854–2856.

Appendix A. Symbol reference

sym.	definition
$*$	Hodge star operator [11, pp 437-8]
α	relative volatility (Eq. 36)
B	external spatially varying magnetic field
\bar{B}	dimensionless B (Eq. 24)
B'	spatial derivative of B ($\partial_r B$)
B_d	average dipole magnetic field
cov	covariance tensor (Def. 16)
Δ	spins per unit volume (Def. 22)
Δ'	spatial derivative of Δ ($\partial_r \Delta$)
$\bar{\Delta}$	dimensionless Δ (Sec. 3.3.4)
d	exterior derivative [11, pp 362-72]
d^*	Hodge codifferential [11, pp 438-9]
dr^α	standard cotangent bundle basis
∂_x	partial derivative with respect to x
$\partial/\partial r^\alpha$	standard tangent bundle basis
ε^i	thermodynamic covector basis (Def. 25)
ε_i	thermodynamic vector basis (Def. 25)
e^i	thermodynamic covector basis (Def. 6)
e_i	thermodynamic vector basis (Def. 11)
Φ	Ω fiber-bundle section (Def. 22)
$\hat{\mathcal{F}}$	Onsager's kinetic coefficients (Def. 13)
$\hat{\mathcal{F}}_{\text{oz}}$	OZ- <i>ansatz</i> kinetic coefficients (Def. 18)
Γ_{oz}	OZ transport coefficient (Def. 18)
g	spatial metric (Def. 12)
$\hat{\mathcal{G}}$	entropy Hessian (Def. 17)
h	Hamiltonian potential function (Def. 4)
\mathbf{j}	spatial transport current (Def. 14)
μ	magnetic moment of an individual spin
m	dimension of \mathcal{U} (Def. 2)
M	basis transformation (Eq. 32)
n	number of conserved quantities (Def. 5)
N	basis transformation (Eq. 33)
\circ	map composition
\otimes	tensor product [11, p 306]
Ω	local thermodynamic potential (Def. 10)
\mathfrak{D}	set of sections of fiber bundle $\mathcal{U} \times V_\Omega$
\mathfrak{D}^*	set of sections of fiber bundle $\mathcal{U} \times V_\rho$
p	a point on \mathcal{U}
P	e - to ε -basis transform (Def. 25)
\mathbf{q}	globally conserved quantities (Def. 5)
ϱ	level sets of Poisson-commuting functions
ρ	local quantity densities (Def. 7)
(r^α)	standard spatial coordinate (Def. 3)
R	basis transform (Eq. 30)
\sharp	sharp operator [11, pp 341-3]
σ	separative mag. transport factor (Eq. 27c)
ς	separative mag. transport coef. (Eq. 27e)
s	local entropy density (Def. 9)
Ψ	Ω fiber-bundle section (Def. 22)
$T\mathcal{U}$	tangent bundle on \mathcal{U}
$T_p\mathcal{U}$	tangent space at $p \in \mathcal{U}$
$T^*\mathcal{U}$	cotangent bundle on \mathcal{U}
$T_p^*\mathcal{U}$	cotangent space at $p \in \mathcal{U}$
\mathcal{U}	spatial manifold (Def. 2)
$V_{\mathbf{q}}$	covector space of \mathbf{q} (Def. 5)
V_{ϱ}	covector space of ϱ (Def. 5)
V_ρ	ρ -bundle fibers (Def. 7)
ξ_i^\uparrow	fraction of up-spin in tray i (Eq. 35)
ξ_i^\downarrow	fraction of down-spin in tray i (Eq. 35)