

# Bin Packing and Related Problems: General Arc-flow Formulation with Graph Compression

Filipe Brandão

INESC TEC and Faculdade de Ciências, Universidade do Porto, Portugal

fdabrandao@dcc.fc.up.pt

João Pedro Pedroso

INESC TEC and Faculdade de Ciências, Universidade do Porto, Portugal

jpp@fc.up.pt

Technical Report Series: DCC-2013-08



---

Departamento de Ciência de Computadores

Faculdade de Ciências da Universidade do Porto

Rua do Campo Alegre, 1021/1055,

4169-007 PORTO,

PORTUGAL

Tel: 220 402 900 Fax: 220 402 950

<http://www.dcc.fc.up.pt/Pubs/>

arXiv:1310.6887v1 [math.OC] 25 Oct 2013

# Bin Packing and Related Problems: General Arc-flow Formulation with Graph Compression

Filipe Brandão

INESC TEC and Faculdade de Ciências, Universidade do Porto, Portugal  
fdabrandao@dcc.fc.up.pt

João Pedro Pedroso

INESC TEC and Faculdade de Ciências, Universidade do Porto, Portugal  
jpp@fc.up.pt

26 September, 2013

## Abstract

We present an exact method, based on an arc-flow formulation with side constraints, for solving bin packing and cutting stock problems — including multi-constraint variants — by simply representing all the patterns in a very compact graph. Our method includes a graph compression algorithm that usually reduces the size of the underlying graph substantially without weakening the model. As opposed to our method, which provides strong models, conventional models are usually highly symmetric and provide very weak lower bounds.

Our formulation is equivalent to Gilmore and Gomory's, thus providing a very strong linear relaxation. However, instead of using column-generation in an iterative process, the method constructs a graph, where paths from the source to the target node represent every valid packing pattern.

The same method, without any problem-specific parameterization, was used to solve a large variety of instances from several different cutting and packing problems. In this paper, we deal with vector packing, graph coloring, bin packing, cutting stock, cardinality constrained bin packing, cutting stock with cutting knife limitation, cutting stock with binary patterns, bin packing with conflicts, and cutting stock with binary patterns and forbidden pairs. We report computational results obtained with many benchmark test data sets, all of them showing a large advantage of this formulation with respect to the traditional ones.

**Keywords:** Bin Packing, Cutting Stock, Vector Packing, Arc-flow Formulation

## 1 Introduction

The bin packing problem (BPP) is a combinatorial NP-hard problem (see, e.g., Garey and Johnson 1979) in which objects of different volumes must be packed into a finite number of bins, each with capacity  $W$ , in a way that minimizes the number of bins used. In fact, the BPP is strongly NP-hard (see, e.g., Garey and Johnson 1978) since it remains so even when all of its numerical parameters are bounded by a polynomial in the length of the input. Therefore, the BPP cannot even be solved in pseudo-polynomial time unless  $P = NP$ . Besides being strongly NP-hard, the BPP is also hard to approximate within  $3/2 - \varepsilon$ . If such approximation exists, one could partition  $n$  non-negative numbers into two sets with the same sum in polynomial time. This problem — called the number partition problem — could be reduced to a bin packing problem with bins of capacity equal to half of the sum of all the numbers. Any approximation better than  $3/2 - \varepsilon$  of the optimal value could be used to find a perfect partition, corresponding to a packing in  $\lfloor 2(3/2 - \varepsilon) \rfloor = 2$  bins. However, the number partition problem is known to be NP-hard. Concerning the heuristic solution of the BPP, Simchi-Levi (1994) showed that the first-fit decreasing and

the best-fit decreasing heuristics have an absolute performance ratio of  $3/2$ , which is the best possible absolute performance ratio for the bin packing problem unless  $P=NP$ .

The BPP can be seen as a special case of the cutting stock problem (CSP). In this problem there is a number of rolls of paper of fixed width waiting to be cut for satisfying demand of different customers who want pieces of various widths. Rolls must be cut in such a way that waste is minimized. Note that, in the paper industry, solving this problem to optimality can be economically significant; a small improvement in reducing waste can have a huge impact in yearly savings.

There are many similarities between BPP and CSP. However, in the CSP, the items of equal size (which are usually ordered in large quantities) are grouped into orders with a required level of demand, while in the BPP the demand for a given size is usually close to one. According to Wäscher et al. (2007), cutting stock problems are characterized by a weakly heterogeneous assortment of small items, in contrast with bin packing problems, which are characterized by a strongly heterogeneous assortment of small items.

The  $p$ -dimensional vector bin packing problem ( $p$ D-VBP), also called general assignment problem by some authors, is a generalization of bin packing with multiple constraints. In this problem, we are required to pack  $n$  items of  $m$  different types, represented by  $p$ -dimensional vectors, into as few bins as possible. In practice, this problem models, for example, static resource allocation problems where the minimum number of servers with known capacities is used to satisfy a set of services with known demands.

The method presented in this paper allows solving several cutting and packing problems through reductions to vector packing. The reductions are made by defining a matrix of weights, a vector of capacities and a vector of demand. Our method builds very strong integer programming models that can usually be easily solved using any state-of-the-art mixed integer programming solver. Computational results obtained with many benchmark test data sets show a large advantage of our method with respect to traditional ones.

The remainder of this paper is organized as follows. Section 2 gives account of previous approaches with exact methods to bin packing and related problems. Our method is presented in Section 3. Computational results are presented in Section 4, and Section 5 presents the conclusions.

## 2 Previous work on exact methods

In this section, we will give account of previous approaches with exact methods to bin packing and related problems. We will introduce the assignment-based Kantorovich's formulation and the pattern-based Gilmore and Gomory's formulation. Both formulations were initially proposed for the standard CSP, but they can be easily generalized for multi-constraint variants. Valério de Carvalho (2002) provides an excellent survey on integer programming models for bin packing and cutting stock problems. Here we will just look at the most common and straightforward approaches.

We will also introduce Valério de Carvalho's arc-flow formulation, which is equivalent to Gilmore and Gomory's formulation. Gilmore and Gomory's model provides a very strong linear relaxation, but it is potentially exponential in the number of variables with respect to the input size; even though Valério de Carvalho's model is also potentially exponential, it is usually much smaller, being pseudo-polynomial in terms of decision variables and constraints. In both models, we consider every valid packing pattern. However, in Valério de Carvalho's model, patterns are derived from paths in a graph, whereby the model is usually much smaller.

## 2.1 Kantorovich's formulation

Kantorovich (1960) introduced the following mathematical programming formulation for the CSP:

$$\text{minimize} \quad \sum_{k=1}^K y_k \quad (1)$$

$$\text{subject to} \quad \sum_{k=1}^K x_{ik} \geq b_i, \quad i = 1, \dots, m, \quad (2)$$

$$\sum_{i=1}^m w_i x_{ik} \leq W y_k, \quad k = 1, \dots, K, \quad (3)$$

$$y_k \in \{0, 1\}, \quad k = 1, \dots, K, \quad (4)$$

$$x_{ik} \geq 0, \text{ integer}, \quad i = 1, \dots, m, \quad k = 1, \dots, K, \quad (5)$$

where  $K$  is a known upper bound to the number of rolls needed,  $m$  is the number of different item sizes,  $w_i$  and  $b_i$  are the weight and demand of item  $i$ , and  $W$  is the roll length. The variables are  $y_k$ , which is 1 if roll  $k$  is used and 0 otherwise, and  $x_{ik}$ , the number of times item  $i$  is cut in the roll  $k$ .

This model can be generalized for multi-constraint variants using multiple knapsack constraints instead of just one. In the  $p$ -dimensional case, the lower bound provided by the linear relaxation of this kind of assignment-based models is  $1/(p+1)$  (see, e.g., Caprara 1998). Even for the one-dimensional case, the lower bound provided by this model approaches  $1/2$  of the optimal solution in the worst case. This is a drawback of this model, as good quality lower bounds are vital in branch-and-bound procedures. Another drawback is due to the symmetry of the problem, which makes this model very inefficient in practice.

Dantzig-Wolfe decomposition is an algorithm for solving linear programming problems with a special structure (see, e.g., Dantzig and Wolfe 1960). It is a powerful tool that can be used to obtain models for integer and combinatorial optimization problems with stronger linear relaxations. Vance (1998) applied a Dantzig-Wolfe decomposition to model (1)-(5), keeping constraints (1), (2) in the master problem, and the subproblem being defined by the integer solutions to the knapsack constraints (3). Vance showed that when all the rolls have the same width, the reformulated model is equivalent to the classical Gilmore-Gomory's model.

## 2.2 Gilmore-Gomory's formulation

Gilmore and Gomory (1961) proposed the following model for the CSP. A combination of orders in the width of the roll is called a cutting pattern. Let column vectors  $a^j = (a_1^j, \dots, a_m^j)^\top$  represent all possible cutting patterns  $j$ . The element  $a_i^j$  represents the number of items of width  $w_i$  obtained in cutting pattern  $j$ . Let  $x_j$  be a decision variable that designates the number of rolls to be cut according to cutting pattern  $j$ . The CSP can be modeled in terms of these variables as follows:

$$\text{minimize} \quad \sum_{j \in J} x_j \quad (6)$$

$$\text{subject to} \quad \sum_{j \in J} a_i^j x_j \geq b_i, \quad i = 1, \dots, m, \quad (7)$$

$$x_j \geq 0, \text{ integer}, \quad \forall j \in J, \quad (8)$$

where  $J$  is the set of valid cutting patterns that satisfy:

$$\sum_{i=1}^m a_i^j w_i \leq W \text{ and } a_i^j \geq 0, \text{ integer}. \quad (9)$$

Since constraints (9) just accept integer linear combinations of items, the search space of the continuous relaxation is reduced and the lower bound provided by its linear relaxation is stronger when compared with Kantorovich's formulation.

Since it may be impractical to enumerate all the columns in the previous formulation, Gilmore and Gomory (1963) proposed column generation. Let Model (6)-(8) be the restricted master problem. At each iteration of the column-generation process, a subproblem is solved and a column (pattern) is introduced in the restricted master problem if its reduced cost is strictly less than zero. The subproblem, which is a knapsack problem, is the following:

$$\text{minimize} \quad 1 - \sum_{i=1}^m c_i a_i \quad (10)$$

$$\text{subject to} \quad \sum_{i=1}^m w_i a_i \leq W \quad (11)$$

$$a_i \geq 0, \text{ integer}, \quad i = 1, \dots, m, \quad (12)$$

where  $c_i$  is the shadow price of the demand constraint of item  $i$  obtained from the solution of the linear relaxation of the restricted master problem, and  $a = (a_1, \dots, a_m)$  is a cutting pattern whose reduced cost is given by the objective function. This model can be easily generalized for multi-constraint variants by using multiple knapsack constraints in the subproblem instead of (11).

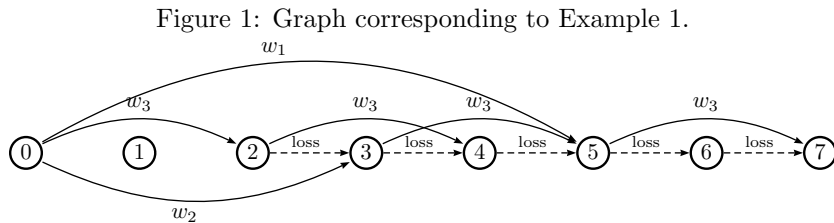
### 2.3 Valério de Carvalho's arc-flow formulation

Among other methods for solving BPP and CSP exactly, one of the most important is the arc-flow formulation with side constraints of Valério de Carvalho (1999). This model has a set of flow conservation constraints and a set of demand constraints to ensure that the demand of every item is satisfied. The corresponding path-flow formulation is equivalent to the classical Gilmore-Gomory's formulation.

Consider a bin packing instance with bins of capacity  $W$  and items of sizes  $w_1, w_2, \dots, w_m$  with demands  $b_1, b_2, \dots, b_m$ , respectively. The problem of determining a valid solution to a single bin can be modeled as the problem of finding a path in a directed acyclic graph  $G = (V, A)$  with  $V = \{0, 1, 2, \dots, W\}$  and  $A = \{(i, j) \mid j - i = w_d, \text{ for } 1 \leq d \leq m \text{ and } 0 \leq i < j \leq W\}$ , meaning that there exists an arc between two vertices  $i$  and  $j > i$  if there are items of size  $w_d = j - i$ . The number of vertices and arcs are bounded by  $\mathcal{O}(W)$  and  $\mathcal{O}(mW)$ , respectively. Additional arcs  $(k, k + 1)$ , for  $k = 0, \dots, W - 1$ , are included for representing unoccupied portions of the bin.

In order to reduce the symmetry of the solution space and the size of the model, Valério de Carvalho introduced some rules. The idea is to consider only a subset of arcs from  $A$ . If we search for a solution in which the items are ordered by decreasing values of width, only paths in which items appear according to this order must be considered. Note that different paths that include the same set of items are equivalent and we just need to consider one of them.

**Example 1** Figure 1 shows the graph associated with an instance with bins of capacity  $W = 7$  and items of sizes 5, 3, 2 with demands 3, 1, 2, respectively.



The BPP and the CSP are thus equivalently formulated as that of determining the minimum flow between vertex 0 and vertex  $W$ , with additional constraints enforcing the sum of the flows in the arcs of each order to be greater than or equal to the corresponding demand. Consider decision variables  $x_{ij}$  (associated with arcs  $(i, j)$  defined above) corresponding to the number of items of size  $j - i$  placed in any bin at a distance of  $i$  units from the beginning of the bin. A variable  $z$ , representing the number of bins required,

aggregates the flow in the graph, and can be seen as a feedback arc from vertex  $W$  to vertex 0. The model is as follows:

$$\text{minimize} \quad z \tag{13}$$

$$\text{subject to} \quad \sum_{(i,j) \in A} x_{ij} - \sum_{(j,k) \in A} x_{jk} = \begin{cases} -z & \text{if } j = 0, \\ z & \text{if } j = W, \\ 0 & \text{for } j = 1, \dots, W-1, \end{cases} \tag{14}$$

$$\sum_{(k,k+w_i) \in A} x_{k,k+w_i} \geq b_i, \quad i = 1, \dots, m, \tag{15}$$

$$x_{ij} \geq 0, \text{ integer}, \quad \forall (i,j) \in A. \tag{16}$$

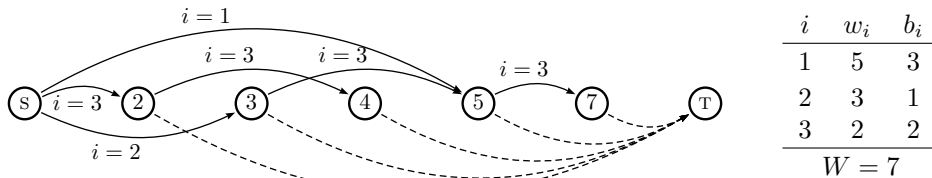
Valério de Carvalho (1999) developed a branch-and-price procedure that combines column-generation and branch-and-bound. At each iteration, the subproblem generates a set of variables, which altogether correspond to an attractive valid packing for a single bin.

### 3 General arc-flow formulation

In this section, we propose a generalization of Valério de Carvalho's arc-flow formulation. Valério de Carvalho's graph can be seen as the dynamic programming search space of the underlying one-dimensional knapsack problem. The vertices of the graph can be seen as states and, in order to model multi-constraint knapsack problems, we just need to add more information to them.

Figure 2 shows an alternative graph to model the bin packing instance of Example 1 (Section 2.3). Item weights are sorted in decreasing order. In this graph, an arc  $(u, v, i)$  corresponds to an arc between nodes  $u$  and  $v$  associated with items of weight  $w_i$ . Note that, for each pair of nodes  $(u, v)$ , multiple arcs associated with different items are allowed. The dashed arcs are the loss arcs that connect every node (except the source (s)) to the target (T). Since the loss arcs connect the nodes directly to the target (instead of connecting consecutive nodes) it may not be necessary to have a node for every integer value less than or equal to the capacity. Note that each path between s and T in this graph corresponds to a valid packing pattern for the Example 1 and all the valid patterns are represented. In this graph, a node label  $w'$  means that every sub-pattern from the source to this node has at most weight  $w'$ .

Figure 2: Another possible graph for a bin packing instance.



In this graph,  $V = \{s, 2, 3, 4, 5, 7, T\}$  is the set of vertices,  $A = \{(s, 5, 1), (s, 3, 2), (s, 2, 3), (2, 4, 3), (3, 5, 3), (5, 7, 3), (2, T, 0), (3, T, 0), (4, T, 0), (5, T, 0), (7, T, 0)\}$  is the set of arcs.

We propose a generalization of Valério de Carvalho's model, still based on representing the packing patterns by means of flow in a graph, though we assign a more general meaning to vertices and arcs.

The formulation is the following:

$$\text{minimize} \quad z \tag{17}$$

$$\text{subject to} \quad \sum_{(u,v,i) \in A: v=k} f_{uvi} - \sum_{(v,r,i) \in A: v=k} f_{vri} = \begin{cases} -z & \text{if } k = \text{s}, \\ z & \text{if } k = \text{T}, \\ 0 & \text{for } k \in V \setminus \{\text{s}, \text{T}\}, \end{cases} \tag{18}$$

$$\sum_{(u,v,j) \in A: j=i} f_{uvj} \geq b_i, \quad i \in \{1, \dots, m\} \setminus J, \tag{19}$$

$$\sum_{(u,v,j) \in A: j=i} f_{uvj} = b_i, \quad i \in J, \tag{20}$$

$$f_{uvi} \leq b_i, \quad \forall (u, v, i) \in A, \text{ if } i \neq 0, \tag{21}$$

$$f_{uvi} \geq 0, \text{ integer}, \quad \forall (u, v, i) \in A, \tag{22}$$

where  $m$  is the number of different items,  $b_i$  is the demand of items of weight  $w_i$ ,  $V$  is the set of vertices,  $\text{s}$  is the source vertex and  $\text{T}$  is the target;  $A$  is the set of arcs, where each arc has three components  $(u, v, i)$  corresponding to an arc between nodes  $u$  and  $v$  that contributes to the demand of items of weight  $w_i$ ; arcs  $(u, v, i = 0)$  are the loss arcs;  $f_{uvi}$  is the amount of flow along the arc  $(u, v, i)$ ; and  $J \subseteq \{1, \dots, m\}$  is a subset of items whose demands are required to be satisfied exactly for efficiency purposes. For having tighter constraints, one may set  $J = \{i = 1, \dots, m \mid b_i = 1\}$  (we have done this in our experiments).

In Valério de Carvalho's model, a variable  $x_{ij}$  contributes to an item with weight  $j - i$ . In our model, a variable  $f_{uvi}$  contributes to items of weight  $w_i$ ; the label of  $u$  and  $v$  may have no direct relation to the item's weight. This new model is more general; Valério de Carvalho's model is a sub-case, where an arc between nodes  $u$  and  $v$  can only contribute to the demand of an item of weight  $v - u$ . As in Valério de Carvalho's model, each arc can only contribute to an item, but the new model has several differences with respect to the original formulation:

- nodes are more general (e.g., they can encompass multiple dimensions);
- there may be more than one arc between two vertices (multigraph);
- demands in general may be satisfied with excess but for some items they are required to be satisfied exactly (this allows, for example, to take advantage of special ordered sets of type 1 when requiring the demands of items with demand one to be satisfied exactly);
- arcs have upper bounds equal to the total demand of the associated item (which allows excluding many feasible solutions that would exceed the demand);
- arc lengths are not tied to the corresponding item weight (i.e.,  $(u, v, i) \in A$  even if  $v - u \neq w_i$ ).

More details on algorithms for graph construction are given in the following sections. Using this model it is possible to use more general graphs, but we always need to ensure that it is a directed acyclic graph whose paths from  $\text{s}$  to  $\text{T}$  correspond to every valid packing pattern of the original problem. One of the properties of this model is the following.

**Property 1 (equivalence to the classical Gilmore-Gomory model)** *For a graph with all valid packing patterns represented as paths from  $\text{s}$  to  $\text{T}$ , model (17)-(22) is equivalent to the classical Gilmore-Gomory model (6)-(9) with the same patterns as the ones obtained from paths in the graph.*

**Proof** Extending Valério de Carvalho's proof, we apply Dantzig-Wolfe decomposition to model (17)-(22) keeping (17), (19) and (20) in the master problem and (18), (21) and (22) in the subproblem. As the subproblem is a flow model that will only generate patterns resulting from paths in the graph, we can substitute (18), (21) and (22) by the patterns and obtain the classical model. From this equivalence follows that lower bounds provided by both models are the same when the same set of patterns is considered. The equality constraints (20) and the upper bound on variable values (21) have no effect on the lower bounds, since for every optimal solution with some excess there is a solution with the same objective value that satisfies the demand exactly; this solution can be obtained by replacing the use of some patterns by other patterns that do not include the items whose demands are being satisfied with excess (recall that every valid packing pattern is represented in the graph).  $\square$

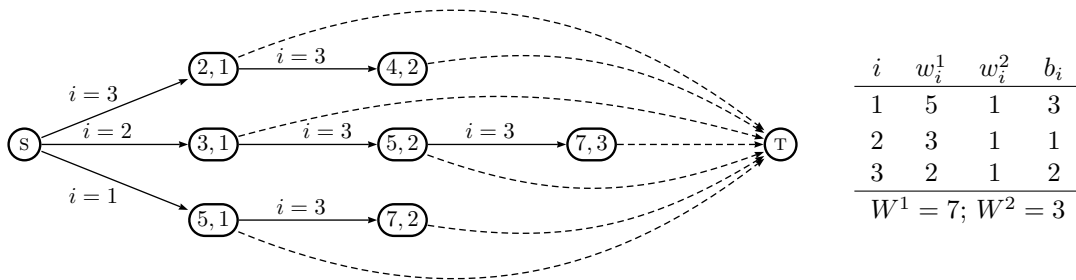
After having the solution of the arc-flow integer optimization model, we use a flow decomposition algorithm to obtain the corresponding packing solution. Flow decomposition properties (see, e.g., Ahuja et al. 1993) ensure that non-negative flows can be represented by paths and cycles. Since we require an acyclic graph, any valid flow can be decomposed into directed paths connecting the only excess node (node  $s$ ) to the only deficit node (node  $T$ ).

Note that by requiring the demands of some items to be satisfied exactly and by introducing upper bounds on variable values, the model may sometimes become harder to solve. For instance, if the demand of a very small item is required to be satisfied exactly, many optimal solutions will probably be excluded (unless the optimal solution has waste smaller than the item size). In some instances, the solution can be obtained more quickly by choosing carefully the variable upper bounds and the set of items whose demand must be satisfied exactly. Overall, our choices regarding these two aspects proved to work very well, as we show in Section 4.

### 3.1 $p$ -dimensional vector packing graphs

In the  $p$ -dimensional vector packing problem, items are characterized by weights in several dimensions. For each dimension  $d$ , let  $w_i^d$  be the weight of item  $i$  and  $W^d$  the bin capacity. In the one-dimensional case, arcs associated with items of weight  $w_i^1$  lie between vertices  $(a)$  and  $(a + w_i^1)$ . In the multi-dimensional case, arcs associated with items of weight  $(w_i^1, w_i^2, \dots, w_i^p)$  lie between vertices  $(a^1, a^2, \dots, a^p)$  and  $(a^1 + w_i^1, a^2 + w_i^2, \dots, a^p + w_i^p)$ . Figure 3 shows the graph associated with Example 1, but now with a second dimension limiting cardinality to 3.

Figure 3: Graph associated with Example 1, but now with cardinality limit 3.



In this graph, a node label  $(w', c')$  means that any path from the source will reach the node with at most  $c'$  items whose sum of weights is at most  $w'$ .

In the one-dimensional case, the number of vertices and arcs in the arc-flow formulation is bounded by  $\mathcal{O}(W)$  and  $\mathcal{O}(mW)$ , respectively, and thus graphs are usually reasonably small. However, in the multi-dimensional case, the number of vertices and arcs are bounded by  $\mathcal{O}(\prod_{d=1}^p (W^d + 1))$  and  $\mathcal{O}(m \prod_{d=1}^p (W^d + 1))$ , respectively. Despite the possible intractability indicated by these bounds, the graph compression method that we present in this paper usually leads to reasonably small graphs even for very hard instances with hundreds of dimensions.

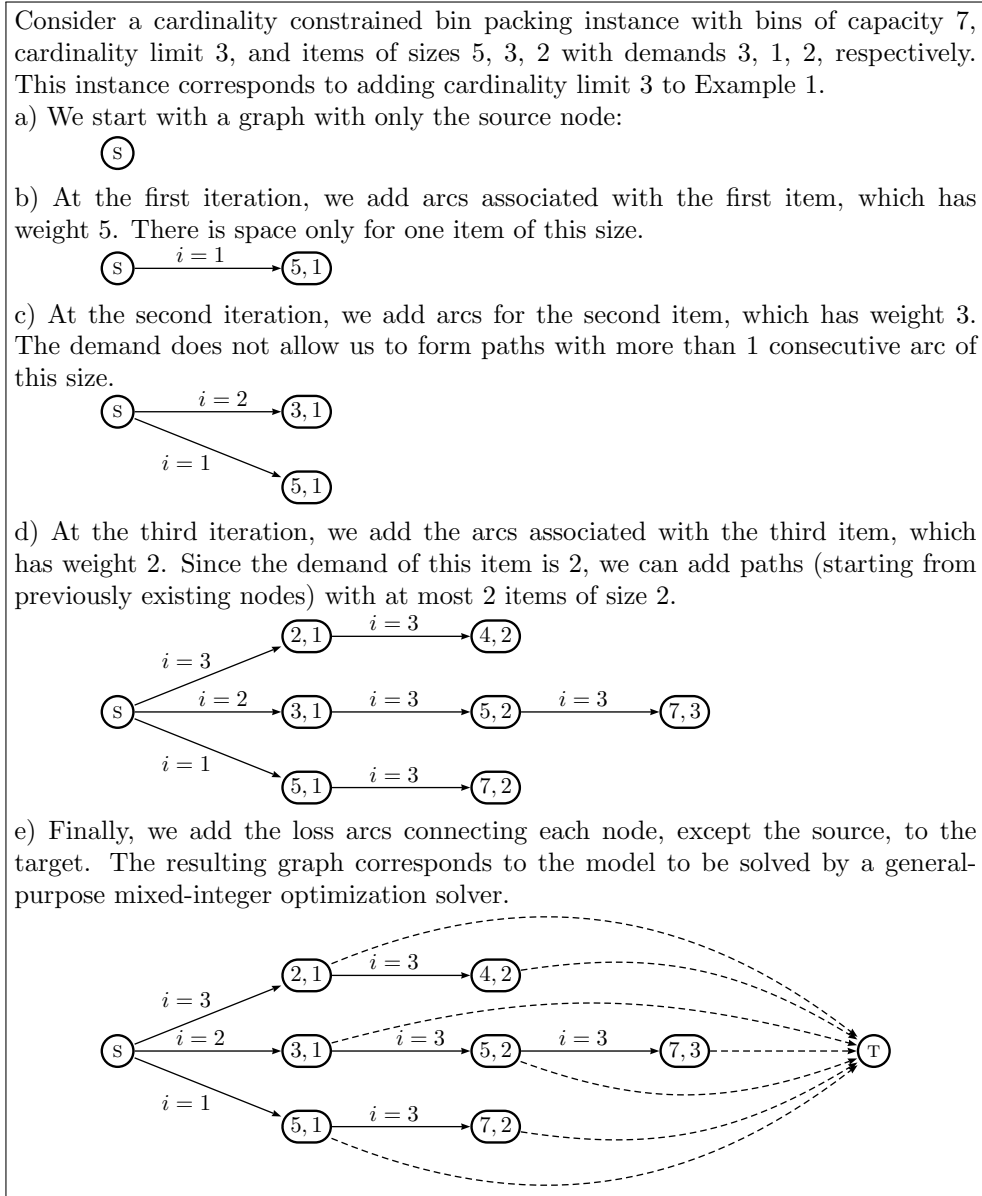
**Definition 1 (Order)** *Items are sorted in decreasing order by the sum of normalized weights  $(\alpha_i = \sum_{d=1}^p x_i^d / W^d)$ , using decreasing lexicographical order in case of a tie.*

The source vertex ( $s$ ) is labeled with 0 in every dimension. Arcs associated with items of weight  $(w_i^1, w_i^2, \dots, w_i^p)$  are created between vertices  $(a^1, a^2, \dots, a^p)$  and  $(a^1 + w_i^1, a^2 + w_i^2, \dots, a^p + w_i^p)$ . Since we just need to consider paths that respect a fixed order, we can have an arc with tail in a node only if it is either the source node or the head of an arc associated with a previous item (according to the order defined in Definition 1). Our algorithm to construct the graph relies on this rule. Initially, there is only the source node. For each item, we insert in the graph arcs associated with the item starting from all previously existing nodes. After processing an item, we add to the graph the set of new nodes that appeared as heads of new arcs. This process is repeated for every item and in the end we just need to connect every node, except the source, to the target. Using this algorithm, the graph can be constructed in pseudo-polynomial time  $\mathcal{O}(|V|m)$ , where  $|V|$  is the number of vertices in the graph. Figure 4 shows a



small example of the construction of a graph using this method. More details on algorithms for graph construction are given in Brandão (2012).

Figure 4: Graph construction example.

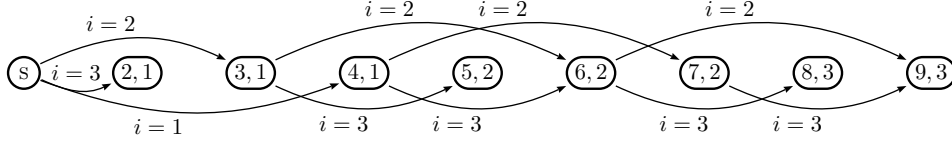


### 3.2 Breaking symmetry

In Section 3.3, we will present a three-step graph compression method whose first step consists of breaking the symmetry. Let us consider a cardinality constrained bin packing instance with bins of capacity  $W = 9$ , cardinality limit 3 and items of sizes 4, 3, 2 with demands 1, 3, 1, respectively. Figure 5 shows the Step-1 graph produced by the graph construction algorithm without the final loss arcs. This graph contains symmetry. For instance, the paths  $(s, (4,1), i=1) \rightarrow ((4,1), (7,2), i=2) \rightarrow ((7,2), (9,3), i=3)$  and  $(s, (4,1), i=1) \rightarrow ((4,1), (6,2), i=3) \rightarrow ((6,2), (9,3), i=2)$  correspond to the same pattern with one item of each size, but the second one does not respect the order defined in Definition 1.

An easy way to break symmetry is to divide the graph into levels, one level for each different item. We introduce in each node a new dimension that indicates the level where it belongs. For example,

Figure 5: Initial graph/Step-1 graph (with symmetry).

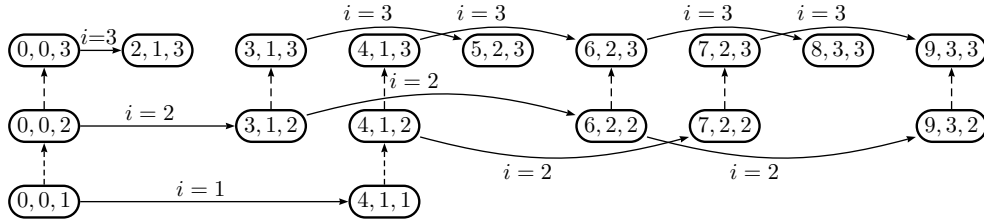


Graph corresponding to a cardinality constrained bin packing instance with bins of capacity  $W = 9$ , cardinality limit 3 and items of sizes 4, 3, 2 with demands 1, 3, 1, respectively.

for the two-dimensional case, nodes  $(a', b')$  are transformed into sets of nodes  $\{(a', b', i'), (a', b', i''), \dots\}$ . Each set has at most one node per level; nodes in consecutive levels are connected by loss arcs. Arcs  $((a', b'), (a'', b''), i)$  are transformed into arcs  $((a', b', i), (a'', b'', i), i)$ . In level  $i$ , we have only arcs associated with items of weight  $w_i$ . If we connect a node  $(a', b', i')$  to a node  $(a', b', i'')$  only in case  $i' < i''$ , we ensure that every path will respect the order (defined in Definition 1) and thus there is no symmetry. Recall that the initial graph must contain every valid packing pattern (respecting the order) represented as a path from  $s$  to  $t$ .

Figure 6 shows the graph with levels (Step-2 graph) that results from applying this symmetry breaking method to the graph in Figure 5. Although there is no symmetry, there are still patterns that use some items more than their demand. To avoid this, other alternatives to break symmetry could be used; however this method is appropriate for the sake of simplicity and speed.

Figure 6: Graph with levels/Step-2 graph (without symmetry).



All the patterns respect the order since there are no arcs from higher levels to lower levels. Moreover, it is also easy to check that no valid pattern was removed. In this graph, we consider  $s = (0, 0, 1)$  since it is the only node without arcs incident to it.

**Property 2** *No valid pattern (respecting the order) is removed by breaking symmetry with levels as long as the original graph contains every valid packing pattern (respecting the order) represented as a path from  $s$  to  $t$ .*

**Proof** For every valid packing pattern (respecting the order) in the initial graph, there is a path in the Step-2 graph corresponding to the same pattern. Note that every path can be seen as a sequence of consecutive arcs. Let  $(v_1, v_2, i_1)$  and  $(v_2, v_3, i_2)$  be a pair of consecutive arcs in any valid packing pattern in the Step-1 graph. In the Step-2 graph, these arcs appear as  $((v_1, i_1), (v_2, i_1), i_1)$  and  $((v_2, i_2), (v_3, i_2), i_2)$ . If  $i_1 = i_2$ , the pair of consecutive arcs appear connected at the same level. If not, and given that  $(v_2, i_1)$  and  $(v_2, i_2)$  were created from  $v_2$ , a set of loss arcs that connect nodes in different levels exists between them and hence there is again a sequence of arcs for that part of the pattern.  $\square$

### 3.3 Graph compression

Symmetry may be helpful as long as it leads to large reductions in the graph size. In this section we show how to reduce the graph size by taking advantage of common sub-patterns that can be represented by a single sub-graph. This method may increase symmetry, but it usually helps by reducing dramatically the graph size. The graph compression method is composed of three steps, the first of which was presented in Section 3.2.

In the graphs we have seen so far, a node label  $(a^1, a^2, \dots, a^p)$  means that, for every dimension  $d$ , every sub-pattern from the source to the node uses  $a^d$  space in that dimension. This means that  $a^d$  corresponds

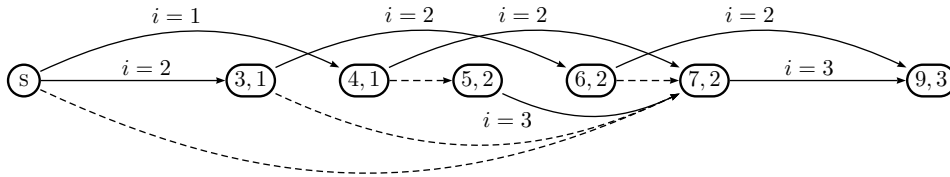
to the length of the longest path from the source to the node in dimension  $d$ . Similarly, the longest path to the target can also be used as a label and nodes with the same label can be combined into one single node. In the main compression step, a new graph is constructed using the longest path to the target in each dimension. This usually allows large reductions in the graph size. This reduction can be improved by breaking symmetry first (as described in the previous section), which allows us to consider only paths to the target with a specific order.

The main compression step is applied to the Step-2 graph. In the Step-3 graph, the longest paths to the target in each dimension is used to relabel the nodes, dropping the level dimension of each node. Let  $(\varphi^1(u), \varphi^2(u), \dots, \varphi^p(u))$  be the new label of node  $u$  in the Step-3 graph, where

$$\varphi^d(u) = \begin{cases} 0 & \text{if } u = s, \\ W^d & \text{if } u = t, \\ \min_{(u',v,i) \in A: u'=u} \{\varphi^d(v) - w_i^d\} & \text{otherwise.} \end{cases} \quad (23)$$

For the sake of simplicity, we define  $w_0^d$  for loss arcs as zero in every dimension,  $w_0^0 = w_0^1 = \dots = w_0^p = 0$ . In the paths from  $s$  to  $t$  in the Step-2 graph usually there is float in some dimension. In this process, we are moving this float as much as possible to the beginning of the path. The label in each dimension of every node  $u$  (except  $s$ ) corresponds to the highest position where the sub-patterns from  $u$  to  $t$  can start in each dimension so that capacity constraints are not violated. By using these labels we are allowing arcs to be longer than the items to which they are associated. We use dynamic programming to compute these labels in linear time. Figure 7 shows the Step-3 graph that results from applying the main compression step to the graph of Figure 6. Even in this small instance, a few nodes and arcs were removed comparing with the initial graph of Figure 5.

Figure 7: Step-3 graph (after the main compression step).



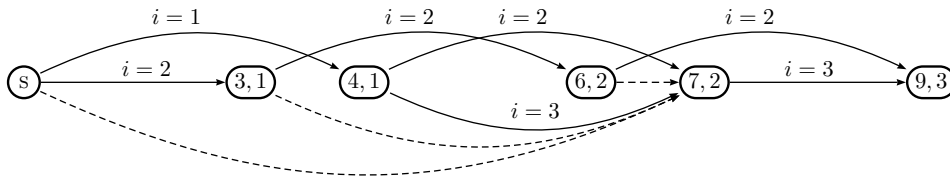
The Step-3 graph has 8 nodes and 17 arcs (considering also the final loss arcs connecting internal nodes to  $t$ ).

Finally, in the last compression step, a new graph is constructed once more. In order to try to reduce the graph size even more, we relabel the graph once more using the longest paths from the source in each dimension. Let  $(\psi^1(v), \psi^2(v), \dots, \psi^p(v))$  be the label of node  $v$  in the Step-4 graph, where

$$\psi^d(v) = \begin{cases} 0 & \text{if } v = s, \\ \max_{(u,v',i) \in A: v'=v} \{\psi^d(u) + w_i^d\} & \text{otherwise.} \end{cases} \quad (24)$$

Figure 8 shows the Step-4 graph without the final loss arcs. This last compression step is not as important as the main compression step, but it is easy to compute and usually removes many nodes and arcs.

Figure 8: Step-4 graph (after the last compression step).



The Step-4 graph has 7 nodes and 15 arcs (considering also the final loss arcs connecting internal nodes to  $t$ ). In this case, the only difference from the Step-3 graph is the node  $(5,2)$  that collapsed with the node  $(4,1)$ . The initial Step-1 graph had 9 nodes and 18 arcs.

Note that, in this case, the initial Step-1 graph had some symmetry and the final Step-4 graph does not contain any symmetry. Graph compression may increase symmetry in some situations, but in practice

this is not a problem as long as it leads to large reductions in the graph size. Since we are dealing with a very small instance, the improvement obtained by compression is not as substantial as in large instances. For instance, in the standard BPP instance HARD4 from Scholl et al. (1997) with 200 items of 198 different sizes and bins of capacity 100,000, we obtained reductions of 97% in the number of vertices and 95% in the number of the arcs. The resulting model was solved in a few seconds. Without graph compression it would be much harder to solve this kind of instances using the arc-flow formulation.

**Property 3 (Graph compression 1)** *Non-redundant patterns of the initial graph are not removed by graph compression.*

**Proof** Any pattern in the initial graph is represented by a path from  $s$  to  $t$ . Consider a path  $\pi = v_1 v_2 \dots v_n$ . Graph compression will reduce the graph size by relabeling nodes, collapsing nodes that receive the same label and removing self-loops (loss arcs). Therefore, the path  $\pi' = \phi(v_1)\phi(v_2) \dots \phi(v_n)$ , where  $\phi$  is the map between the initial and final labels, will represent exactly the same pattern as the one represented by the path  $\pi$ , possibly with some self-loops that do not affect the patterns.  $\square$

**Property 4 (Graph compression 2)** *Graph compression will not introduce any invalid pattern.*

**Proof** An invalid pattern consists of a set of items whose sum of weights exceeds the bin capacity in some dimension. A pattern is formed from a path in the graph and its total weight in each dimension is the sum of weights of the items in the path. The main compression step just relabels every node  $u$  (except  $s$ ) in each dimension with the highest position where the sub-patterns from  $u$  to  $t$  can start so that capacity constraints are not violated. The node  $t$  is labeled with  $(W^1, W^2, \dots, W^p)$  and no label will be smaller than  $(0, 0, \dots, 0)$  since all the patterns in the input graph are required to be valid. However, we could have invalid patterns, even with all the nodes labeled between zero and  $(W^1, W^2, \dots, W^p)$ , if an arc had length smaller than the item it represents, but this is not possible. The label of every internal node  $u$  is given by  $(\varphi^1(u), \varphi^2(u), \dots, \varphi^p(u))$ , where  $\varphi^d(u) = \min\{\varphi^d(v) - w_i^d \mid (u', v, i) \in A, u' = u\}$ ; for every node  $v$  such that there is an arc between  $u$  and  $v$ , the difference between their labels is at least the weight in each dimension of the item associated with the arc. Therefore, no invalid patterns are introduced. An analogous proof can be derived for the last compression step.  $\square$

### 3.4 Building Step-3 graphs directly

As we said in Section 3.1, in the  $p$ -dimensional case, the number of vertices and arcs is limited by  $O(\prod_{d=1}^p (W^d + 1))$  and  $O(m \prod_{d=1}^p (W^d + 1))$ , respectively. Our graph compression method usually leads to very high compression ratios and in some cases it may lead to final graphs hundreds of times smaller than the initial ones. The size of the initial graph can be the limiting factor and hence its construction should be avoided.

In practice, we build the Step-3 graph directly in order to avoid the construction of huge Step-1 and Step-2 graphs that may have many millions of vertices and arcs. Algorithm 1 uses dynamic programming to build the Step-3 graph recursively over the structure of the Step-2 graph (without building it). The base idea for this algorithm comes from the fact that in the main compression step the label of any node only depends on the labels of the two nodes to which it is connected (a node in its level and another in the level above). After directly building the Step-3 graph from the instance's data using this algorithm, we just need to apply the last compression step to obtain the final graph. In practice, this method allows obtaining arc-flow models even for large benchmark instances quickly.

The dynamic programming states are identified by the space used in each dimension ( $x^d$ , for  $d = 1, \dots, p$ ), the current item ( $i$ ) and the number of times it was already used ( $c$ ). In order to reduce the number of states, we lift each state by solving (using dynamic programming) knapsack/longest-path problems in each dimension considering the remaining items; we try to increase the space used in each dimension to its highest value considering the valid packing patterns for the remaining items. By solving multi-constraint knapsack problems in each dimension, we would obtain directly the corresponding label in the Step-3 graph; however, it is very expensive to solve this problem many times. By lifting states as a result of solving one-dimensional knapsack problems, we obtain a good approximation in a reasonable amount of time, and it usually leads to a substantial reduction in the number of states.

---

**Algorithm 1:** Direct Step-3 Graph Construction Algorithm

---

**input** :  $m$  - number of different items;  $w$  - item sizes;  $b$  - demand;  $W$  - capacity**output**:  $V$  - set of vertices;  $A$  - set of arcs;  $S$  - source;  $T$  - target

```
1 function buildGraph( $m, w, b, W$ ):
2    $dp[x', i', c'] \leftarrow \text{NIL}$ , for all  $x', i', c'$ ; // dynamic programming table
3   function lift( $x, i, c$ ): // auxiliary function: lift dp states solving knapsack/longest-path problems in each dimension
4     function highestPosition( $d, x, i, c$ ):
5       return  $\min W^d - \sum_{j=i}^m w_j^d y_j$ 
6         s.t.  $\sum_{j=i}^m w_j^d y_j \leq W^d - x^d$ ,
7            $y_i \leq b_i - c$ ,
8            $y_j \leq b_j$ ,  $j = i + 1, \dots, m$ 
9            $y_j \geq 0$ , integer,  $j = i, \dots, m$ ;
10    return (highestPosition(1,  $x, i, c$ ), ..., highestPosition( $p, x, i, c$ ));
11   $V \leftarrow \{ \}$ ;  $A \leftarrow \{ \}$ ;
12  function build( $x, i, c$ ):
13     $x \leftarrow \text{lift}(x, i, c)$ ; // lift  $x$  in order to reduce the number of dp states
14    if  $dp[x, i, c] \neq \text{NIL}$  then // avoid repeating work
15      return  $dp[x, i, c]$ ;
16     $u \leftarrow (W^1, \dots, W^p)$ ;
17    if  $i < m$  then // option 1: do not use the current item (go to the level above)
18       $up_x \leftarrow \text{build}(x, i + 1, 0)$ ;
19       $u \leftarrow up_x$ ;
20    if  $c < b_i$  and  $x^d + w_i^d \leq W^d$  for all  $1 \leq d \leq m$  then // option 2: use the current item
21       $v \leftarrow \text{build}((x^1 + w_i^1, \dots, x^p + w_i^p), i + 1, c + 1)$ ;
22       $u \leftarrow (\min(u^1, v^1 - w_i^1), \dots, \min(u^p, v^p - w_i^p))$ ;
23       $A \leftarrow A \cup \{(u, v, i)\}$ ;
24       $V \leftarrow V \cup \{u, v\}$ ;
25      if  $i < m$  and  $u \neq up$  then
26         $A \leftarrow A \cup \{(u, up_x, 0)\}$ ;
27         $V \leftarrow V \cup \{up_x\}$ ;
28     $dp[x, i, c] \leftarrow u$ ;
29    return  $u$ ;
30   $s \leftarrow \text{build}(x = (0, \dots, 0), i = 0, c = 0)$ ; // build the graph
31   $V \leftarrow V \cup \{T\}$ ;
32   $A \leftarrow A \cup \{(u, T, 0) \mid u \in V \setminus \{S, T\}\}$ ; // connect internal nodes to the target
33  return ( $G = (V, A), S, T$ );
```

---

### 3.5 Integrality gap and heuristic solutions

There have been many studies (see, e.g., Scheithauer and Terno 1995, Scheithauer and Terno 1997) about the integrality gap for the BPP, many of them about the integrality gap using Gilmore-Gomory's model. Our proposed arc-flow formulation is equivalent to Gilmore-Gomory's model and hence the lower bounds are the same when the same set of patterns is considered. Therefore, the results found in these studies, which we summarize next, are also valid for the arc-flow formulation.

**Definition 2 (Integer Property)** *A linear integer optimization problem  $P$  has the integer property (IP) if*

$$z_{ip}^*(E) = z_{lp}^*(E) \text{ for every instance } E \in P$$

**Definition 3 (Integer Round-Up Property)** *A linear integer optimization problem  $P$  has the integer round-up property (IRUP) if*

$$z_{ip}^*(E) = \lceil z_{lp}^*(E) \rceil \text{ for every instance } E \in P$$

**Definition 4 (Modified Integer Round-Up Property)** *A linear integer optimization problem  $P$  has the modified integer round-up property (MIRUP) if*

$$z_{i_p}^*(E) = \lceil z_{i_p}^*(E) \rceil + 1 \text{ for every instance } E \in P$$

Rietz et al. (2002a) describe families of instances of the one-dimensional cutting stock problem without the integer round-up property. One of the families is the so-called divisible case, which was firstly proposed by Nica (1994), where every item size  $w_i$  is a factor of the bin capacity  $W$ . Since the method we propose usually solves bin packing problems quickly, it was used to solve millions of instances from this family keeping track of the largest gap found, which was  $1.0378\dots$ , the same gap as the one found by Scheithauer and Terno (1997).

Gau (1994) presents an instance with a gap of  $1.0666$ . The largest gap known so far is  $7/6$  and it was found by Rietz et al. (2002b). Scheithauer and Terno (1997) conjecture that the general one-dimensional cutting stock problem has the modified integer round-up property (MIRUP). Moreover, instances for BPP and CSP usually have the integer round-up property (IRUP). Concerning the results obtained using the arc-flow formulation in several different cutting and packing problems (see Section 4), most of the instances have the IRUP, and no instance violated the MIRUP. The largest gap we found in all the instances from all the benchmark test data sets (except the case of the previous paragraph) was  $1.0027$ .

The lower bound provided by the linear relaxation of the proposed arc-flow formulation is usually very tight for every problem we considered; hence, the branch-and-bound process usually finds the optimal solution quickly (see Section 4). In fact, in our experiments, the large majority of models were solved at the root node. Moreover, very good solutions are usually found when rounding the linear programming (LP) solution. Rounding up the fractional variables of the LP solution of Gilmore and Gomory's model guarantees a heuristic solution of value at most  $z_{i_p}^* + m$ , where  $z_{i_p}^*$  is the optimum value of the linear relaxation, since we need to round up at most one variable for each different item size in order to obtain a valid integer solution. Rounding up fractional flow paths of the linear relaxation of the arc-flow formulation gives the same guarantee. Wäscher and Gau (1996) present more elaborate rounding heuristics for Gilmore and Gomory's model that usually lead to the optimal solution in cutting stock instances. Note that these rounding heuristics usually work well in cutting stock instances where the demands are large, but they may have a poor performance in bin packing instances where the values of variables are often a fraction of unity. In our model, we try to overcome the problems introduced by low demands with upper bounds on the variable values (constraints (21) of the general arc-flow model), and by requiring the demand of items with demand one to be satisfied exactly (constraints (20)).

## 4 Applications and results

In this section, we present the results obtained using the arc-flow formulation in several cutting and packing problems. CPU times were obtained using a computer with two Quad-Core Intel Xeon at 2.66GHz, running Mac OS X 10.8.0, with 16 GBytes of memory (though only a few of the hardest instances required more than 4 GBytes of memory). The graph construction algorithm was implemented in C++, and the resulting MIP was solved using **Gurobi** 5.0.0, a state-of-the-art mixed integer programming solver. The parameters used in **Gurobi** were `Threads = 1` (single thread), `Presolve = 1` (conservative), `Method = 2` (Interior point methods), `MIPFocus = 1` (feasible solutions), `Heuristics = 1`, `MIPGap = 0`, `MIPGapAbs = 1 - 10-5` and the remaining parameters were **Gurobi**'s default values. The branch-and-cut solver used in **Gurobi** uses a series of cuts; in our models, the most frequently used were Gomory, Zero half and MIR. The source code is available online<sup>1</sup>. For more detailed results please consult the web-page Brandão (2013), which contains all the instances, results and log files.

---

<sup>1</sup><http://www.dcc.fc.up.pt/~fdabrandao/code>

## 4.1 $p$ -dimensional vector packing

In the  $p$ -dimensional vector packing problem, bins and items have  $p$  independent dimensions. For each dimension  $d$ , let  $w_i^d$  be the weight of item  $i$  and  $W^d$  the bin capacity. The set  $S$  of valid patterns for this problem is defined as follows:

$$A = \begin{bmatrix} w_1^1 & \dots & w_m^1 \\ \vdots & & \vdots \\ w_1^p & \dots & w_m^p \end{bmatrix} \quad L = \begin{bmatrix} W^1 \\ \vdots \\ W^p \end{bmatrix} \quad S = \{\mathbf{x} \in \mathbb{N}_0^m : A\mathbf{x} \leq L\} \quad (25)$$

where  $A$  is the matrix of weights and  $L$  is the vector of capacities. The set  $S$  is the set of valid packing patterns that satisfy all the following knapsack constraints:

$$w_1^1 x_1 + w_2^1 x_2 + \dots + w_m^1 x_m \leq W^1 \quad (26)$$

$$w_1^2 x_1 + w_2^2 x_2 + \dots + w_m^2 x_m \leq W^2 \quad (27)$$

$$\vdots \quad \vdots \quad \vdots \quad \vdots$$

$$w_1^p x_1 + w_2^p x_2 + \dots + w_m^p x_m \leq W^p \quad (29)$$

$$x_i \geq 0, \text{ integer, } i = 1, \dots, m, \quad (30)$$

By replacing the subproblem (9) of model (6)-(8) by the knapsack constraints (26)-(30), we obtain a variant of Gilmore-Gomory's model for  $p$ -dimensional vector packing. In our method, these patterns are derived from paths in a graph. We start by building a graph  $G = (V, A)$  containing every valid packing pattern represented as a path from the source to the target, and an optimal linear combination of patterns is obtained through the solution of the general arc-flow formulation (17)-(22) over  $G$ .

Two-constraint bin packing (2CBP) is a bi-dimensional vector packing problem. We used the proposed arc-flow formulation to solve 330 of the 400 instances from the DEIS-OR (2013) two-constraint bin packing test data set, which was proposed by Caprara and Toth (2001). Table 1 summarizes the results. This data set has several sizes for each class, each pair (class, size) having 10 instances.

Table 1: Results for 2-dimensional vector packing.

class	$n \in \{24, 25\}$			$n \in \{50, 51\}$			$n \in \{99, 100\}$			$n \in \{200, 201\}$		
	$n^{\text{bb}}$	$t^{\text{tot}}$	#op	$n^{\text{bb}}$	$t^{\text{tot}}$	#op	$n^{\text{bb}}$	$t^{\text{tot}}$	#op	$n^{\text{bb}}$	$t^{\text{tot}}$	#op
1	0.0	0.12	0	0.0	1.62	0	0.0	66.96	5	0.0	7,601.35	7
2	0.0	0.01	10	0.0	0.04	10	0.0	0.21	10	0.0	6.93	10
3	0.0	0.01	10	0.0	0.02	10	0.0	0.05	10	0.0	0.20	10
4	0.0	21.97	10	-	-	-	-	-	-	-	-	-
5	0.0	10.62	10	-	-	-	-	-	-	-	-	-
6	0.0	0.02	0	0.0	0.06	1	0.0	0.31	5	0.0	4.75	8
7	0.0	0.03	0	0.0	0.14	1	0.3	1.69	7	31.4	14.01	3
8	0.0	0.01	10	0.0	0.02	10	0.0	0.07	10	0.0	0.24	10
9	0.0	0.10	0	0.0	0.66	1	0.0	28.11	10	-	-	-
10	0.0	0.02	0	0.0	0.10	0	0.0	0.66	0	226.9	155.43	0

$n$  - total number of items;  $n^{\text{bb}}$  - average number of nodes explored in the branch-and-bound procedure;  $t^{\text{tot}}$  - average run time in seconds; #op - number of previously open instances solved.

Note that among the instances presented in Table 1 there were 188 instances with no previously known optimum. The arc-flow formulation allowed the solution of 330 instances out of the 400 instances; hence, there remain 70 open instances. The graph compression algorithm is remarkably effective on all of this subset of two-constraint bin packing instances. In many of the instances, graph compression allowed the removal of more than 90% of the vertices and arcs; without it, it would not be viable to solve many of these instances within a reasonable amount of time.

One may ask why so many of these instances could not be solved before. A reasonable explanation may be the fact that, for example, in instances from classes 2, 3 and 8, the lower bound provided by the linear relaxation of assignment-based formulations is rather loose. Also, in some of these instances, the average number of items per bin in the optimal solution is reasonably large, which leads to an extremely large number of possible patterns. Results presented in Caprara and Toth (2001) show that solving the linear relaxation of many of these instances using Gilmore-Gomory's model and column-generation was

not possible within 100,000 seconds (more than 27 hours). The computer they used is much slower than the one we used here, but this shows how hard it can be to compute a linear relaxation of Gilmore-Gomory’s model as the number of patterns increases and the subproblems become harder to solve. With the arc-flow formulation, graph compression leads to very large reductions in the graph size and allows us to represent all these patterns in reasonably small graphs. None of the instances from these classes has been solved before.

The classes 4 and 5 are hard even for our arc-flow formulation, because of the large number of items that fit in a single bin. For this type of instances, assignment-based formulations tend to perform better due to the heuristics used by integer programming solvers, since it is usually easier to find very good solutions when the number of items that fit in each bin is large. Most of the instances that remain open belong to these two classes. The 7 subclasses that we did not solve contain at least one instance that takes more than 12 hours to be solved exactly. The average run time in the 330 solved instances was 4 minutes and none of these instances took longer than 5 hours to be solved exactly.

In order to test the behavior of the arc-flow formulation in instances with the same characteristics and more dimensions, we created 20-dimensional vector packing instances by combining the ten 2-dimensional vector packing instances of each subclass (class, size) into one instance. Table 2 summarizes the results. The arc-flow formulation allowed the solution of 33 out of the 40 instances. The same subclasses that were solved in the 2-dimensional case were also solved in the 20-dimensional case. Moreover, some 20-dimensional instances were easier to solve than the original 2-dimensional ones due to the reduction in the number of valid packing patterns. The 7 instances that were not solved within a 12 hour time limit are mostly instances in which the patterns are very long. The average run time in the other 33 solved instances was 48 seconds, and none of these instances took longer than 23 minutes to be solved exactly.

Table 2: Results for 20-dimensional vector packing.

class	$n \in \{24, 25\}$		$n \in \{50, 51\}$		$n \in \{99, 100\}$		$n \in \{200, 201\}$	
	$n^{\text{bb}}$	$t^{\text{tot}}$	$n^{\text{bb}}$	$t^{\text{tot}}$	$n^{\text{bb}}$	$t^{\text{tot}}$	$n^{\text{bb}}$	$t^{\text{tot}}$
1	0	0.09	0	0.81	0	36.28	0	1,374.18
2	0	0.01	0	0.01	0	0.01	0	0.01
3	0	0.01	0	0.01	0	0.01	0	0.01
4	0	50.27	-	-	-	-	-	-
5	0	73.20	-	-	-	-	-	-
6	0	0.01	0	0.02	0	0.05	0	0.19
7	0	0.01	0	0.03	0	0.06	0	0.19
8	0	0.01	0	0.01	0	0.03	0	0.10
9	0	0.05	0	0.37	0	12.80	-	-
10	0	0.02	0	0.11	0	0.91	0	14.52

$n$  - total number of items;  $n^{\text{bb}}$  - number of nodes explored in the branch-and-bound procedure;  $t^{\text{tot}}$  - run time in seconds.

## 4.2 Graph coloring

The graph coloring problem is a combinatorial NP-hard problem (see, e.g., Garey and Johnson 1979) in which one has to assign a color to each vertex of a graph in such way that no two adjacent vertices share the same color using the minimum number of colors.

Graph coloring can be reduced to vector packing in several ways. Let variables  $x_i$  of constraints (26)-(29) represent whether or not vertex  $i$  appears in a given pattern (each pattern corresponds to a set of vertices that can share the same color). Considering each color as a bin and each vertex as an item with demand one, the following reductions are valid:

- Adjacency constraints: For each pair of adjacent vertices  $i$  and  $j$ , there is an adjacency constraint  $x_i + x_j \leq 1$ . Each adjacency constraint can be represented by a dimension  $k$  of capacity  $W^k = 1$ , with  $w_i^k = w_j^k = 1$ .
- Degree constraints: Let  $\text{deg}(i)$  and  $\text{adj}(i)$  be the degree and the list of adjacent vertices of vertex  $i$ , respectively. For each vertex  $i$ , there is a constraint  $\text{deg}(i)x_i + \sum_{j \in \text{adj}(i)} x_j \leq \text{deg}(i)$ . Each

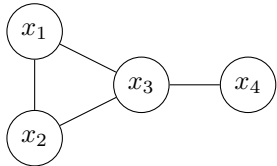


constraint can be represented by a dimension  $k$  of capacity  $W^k = \deg(i)$ , with  $w_i^k = \deg(i)$  and  $w_j^k = 1$  for every  $j \in \text{adj}(i)$ .

- Clique constraints: For each clique  $C$ , there is a constraint  $\sum_{i \in C} x_i \leq 1$ . Each clique constraint can be represented by a dimension  $k$  of capacity  $W^k = 1$ , with  $w_i^k = 1$  for every  $i \in C$ . Bron and Kerbosch (1973)'s algorithm can be used to decompose the graph into maximal cliques.

Using any of the three reductions above, a vector packing solution with  $z$  bins corresponds to a graph coloring solution with  $z$  colors. Different reductions result in different vector packing instances that can be harder or easier to solve. According to our experiments, it is usually a good idea to choose reductions that lead to vector packing instances with fewer dimensions. Figure 9 illustrates the three reductions defined above.

Figure 9: Graph coloring reductions to vector packing.

Graph coloring instance:	Adjacency constraints:	Degree constraints:	Clique constraints:
	$x_1 + x_2 \leq 1,$	$2x_1 + x_2 + x_3 \leq 2,$	$x_1 + x_2 + x_3 \leq 1,$
	$x_1 + x_3 \leq 1,$	$2x_2 + x_1 + x_3 \leq 2,$	$x_3 + x_4 \leq 1,$
	$x_2 + x_3 \leq 1,$	$3x_3 + x_1 + x_2 + x_4 \leq 3,$	$x_i \in \{0, 1\}, i = 1..4$
	$x_3 + x_4 \leq 1,$	$1x_4 + x_3 \leq 1,$	
	$x_i \in \{0, 1\}, i = 1..4$	$x_i \in \{0, 1\}, i = 1..4$	

Note that, in graph coloring, the length of the patterns are usually very long, for instance, when the graphs are sparse. However, there are problems that can be reduced to graph coloring problems with reasonably short patterns, and thus it may be possible to solve them using the proposed arc-flow model. One of these problems is timetabling (see Section 4.2.1).

Table 3 shows the results for a small subset of graph coloring instances from OR-LIBRARY (2013). These instances correspond to queen graphs; given a  $q \times q$  chessboard, there are  $q^2$  nodes (one for each square of the board) which are connected by an edge if the corresponding squares are in the same row, column, or diagonal. If there is a solution with at most  $q$  colors, then it is possible to place  $q$  sets of  $q$  queens on the board so that no two queens of the same set are in the same row, column, or diagonal. In these instances,  $q$  limits the length of the color patterns and hence the arc-flow formulation can be applied with success for small values of  $q$ . We reduced these instances to vector packing through degree constraints; while the arc-flow formulation solved these instances quickly, the assignmnet-based formulation allowed us to solve only the smallest one under an one-minute time limit.

Table 3: Results for graph coloring.

name	$n$	$e$	$d$	$z^{\text{bb}}$	$z^{\text{lp}}$	$\#v$	$\#a$	$t^{\text{pp}}$	$t^{\text{lp}}$	$t^{\text{bb}}$	$n^{\text{bb}}$	$t^{\text{tot}}$
queen5_5	25	320	25	5	5.00	95	378	0.01	0.00	0.01	0	0.02
queen6_6	36	580	36	7	7.00	367	1,502	0.04	0.02	0.03	0	0.09
queen7_7	49	952	49	7	7.00	1,559	6,571	0.23	0.11	0.12	0	0.46
queen8_8	64	1,456	64	9	8.44	7,799	34,280	1.69	1.78	5.41	0	8.88

$n$  - number of vertices/items;  $e$  - number of edges;  $d$  - number of dimensions used to represent the constraints;  $z^{\text{bb}}$  - optimal integer solution;  $z^{\text{lp}}$  - linear relaxation;  $\#v, \#a$  - number of vertices and arcs in the final arc-flow graph;  $t^{\text{pp}}$  - time spent building the graph;  $t^{\text{lp}}$  - time spent in the linear relaxation of the root node;  $t^{\text{bb}}$  - time spent in the branch-and-bound procedure;  $n^{\text{bb}}$  - number of nodes explored in the branch-and-bound procedure;  $t^{\text{tot}}$  - total run time in seconds.

#### 4.2.1 Timetabling

The timetabling problem has several variants and applications in many areas (see, e.g., Abramson 1991 and Smith et al. 2003). In this section, we consider the class-teacher-venue problem in which one has to find a conflict-free timetable. Suppose there are  $c$  classes,  $t$  teachers and  $v$  venues. Given the number of times each pair class-teacher must meet at each venue, we want to find a timetable with zero clashes. Classes, teachers and venues cannot be chosen twice for the same time period. These constraints are

represented by dimensions  $\alpha$ ,  $\gamma$  and  $\delta$ . For each class  $k$ , there is a dimension  $\alpha^k$  of capacity 1. For each teacher  $k$ , there is a dimension  $\gamma^k$  of capacity 1. For each venue  $k$ , there is a dimension  $\delta^k$  of capacity 1. Each requirement is a triplet (class  $c_i$ , teacher  $t_i$ , venue  $v_i$ ) that we represent by an item  $i$  with weights  $\alpha_i^{c_i} = \gamma_i^{t_i} = \delta_i^{v_i} = 1$ ; the demand of each item is the demand of the corresponding requirement. In addition, there is a limit on the number of available time slots (that are represented by bins). This constraint is introduced in the objective function by searching for a solution that minimizes the number of periods. This reduction can be seen as a graph coloring reduction to vector packing through clique constraints. The set  $S$  of valid patterns for each time period is defined as follows:

$$A = \begin{bmatrix} \alpha_1^1 & \dots & \alpha_m^1 \\ \vdots & & \vdots \\ \alpha_1^c & \dots & \alpha_m^c \\ \gamma_1^1 & \dots & \gamma_m^1 \\ \vdots & & \vdots \\ \gamma_1^t & \dots & \gamma_m^t \\ \delta_1^1 & \dots & \delta_m^1 \\ \vdots & & \vdots \\ \delta_1^v & \dots & \delta_m^v \end{bmatrix} \quad L = \begin{bmatrix} 1 \\ \vdots \\ 1 \\ 1 \\ \vdots \\ 1 \\ 1 \\ \vdots \\ 1 \end{bmatrix} \quad S = \{\mathbf{x} \in \mathbb{N}_0^m : A\mathbf{x} \leq L\} \quad (31)$$

The arc-flow model was used to solve the ‘‘hard timetabling’’ instances from OR-LIBRARY (2013). The hard classification comes from the fact that these instances have been designed so that each class, teacher and venue is required for each time period. Each instance has a solution with zero clashes that uses no more than 30 periods (6 periods per day, 5 days per week). All the instances were solved quickly except hdt8 that took a few hours to solve. Table 4 shows the results for this problem. The proposed method is very flexible and the solution of this problem shows that it is possible to model problems beyond cutting and packing with very little effort.

Table 4: Results for timetabling.

name	$t$	$c$	$v$	$n$	$m$	$\#v$	$\#a$	$t^{PP}$	$t^{LP}$	$t^{bb}$	$n^{bb}$	$t^{tot}$
hdt4	4	4	4	120	59	148	906	0.03	0.02	0.03	0	0.07
hdt5	5	5	5	150	88	644	4,221	0.14	0.15	0.29	0	0.58
hdt6	6	6	6	180	125	2,719	19,566	0.95	2.62	12.51	0	16.08
hdt7	7	7	7	210	154	11,140	82,725	5.59	47.62	1,697.31	16	1,750.52
hdt8	8	8	8	240	197	43,397	368,072	32.46	2,329.86	53,983.17	15	56,345.49

$t, c, v$  - number of teachers, classes and venues.  $n$  - number of items/requirements;  $m$  - number of different items/requirements;  $\#v, \#a$  - number of vertices and arcs in the final arc-flow graph;  $t^{PP}$  - time spent building the graph;  $t^{LP}$  - time spent in the linear relaxation of the root node;  $t^{bb}$  - time spent in the branch-and-bound procedure;  $n^{bb}$  - number of nodes explored in the branch-and-bound procedure;  $t^{tot}$  - total run time in seconds.

### 4.3 Bin packing and cutting stock

Standard bin packing and cutting stock are one-dimensional vector packing problems whose set  $S$  of valid patterns is defined as follows:

$$A = [w_1 \quad \dots \quad w_m] \quad L = [W] \quad S = \{\mathbf{x} \in \mathbb{N}_0^m : A\mathbf{x} \leq L\} \quad (32)$$

We used the arc-flow formulation to solve a large variety of bin packing and cutting stock test data sets. The results are summarized in Table 5. OR-LIBRARY (2013) provides a bin packing test data set (BPP FLK) that was proposed by Falkenauer (1996). This data set has two classes of instances: uniform instances (uNNN), where items have randomly generated weights, and the harder triplets instances (tNNN), where each bin in the optimal solution is completely filled with three items. Each of these is further divided into subclasses of varying sizes. We generated a cutting stock data set (CSP FLK) from this bin packing test data set by multiplying the demand of each item by one million; note that in the class u1000 there are one thousand million items in each instance. Scholl (2013) provides three data

sets that were generated for Scholl et al. (1997). The first is composed of randomly generated instances whose expected number of items per bin is not larger than 3. The second test data set is composed of instances whose expected average number of items per bin is 3, 5, 7 or 9. Finally, the third test data set is composed of 10 difficult instances with a total number of items  $n = 200$  and bins of capacity  $W = 100,000$ . Umetani (2013) provides two large test data sets for cutting stock problems. The first data set (Cutgen) is composed by 1800 randomly generated instances of 18 classes. These instances were generated using the problem generator proposed by Gau and Wäscher (1995). The second data set (Fiber) was taken from a real application in a chemical fiber company in Japan. Schoenfeld (2002) provides the Hard28 test data set. This data set is composed of instances selected from a huge testing. Among these 28 instances, 5 are non-IRUP, so the integer programming solver had to use branch-and-cut to reduce the gap and prove optimality. The remaining instances are IRUP, yet very hard for heuristics. ESICUP (2013) provides two test data sets collected from Schwerin and Wäscher (1997) and Wäscher and Gau (1996) (SCH/WAE and WAE/GAU). Finally, a cutting stock test data set was obtained from 1D-bar relaxations of the two-dimensional bin packing test data set of Lodi et al. (1999).

Table 5: Results for the standard BPP/CSP.

data set	type	#inst.	$m^{\max}$	$n^{\max}$	$W^{\max}$	$\#v$	$\#a$	$\%v$	$\%a$	$n^{\text{bb}}$	$t^{\text{tot}}$
BPP FLK	BPP	160	203	1,000	1,000	116.26	3,803.94	49%	44%	1.46	0.63
CSP FLK	CSP	160	203	$10^9$	1,000	115.38	3,844.81	49%	44%	0.00	0.60
Fiber	CSP	39	20	1,121	9,080	253.38	1,631.80	73%	71%	0.00	0.29
Cutgen	CSP	1,800	40	4,000	1,000	339.85	4,204.77	58%	51%	0.06	1.98
1D-bar	CSP	500	100	7,478	300	87.25	2,111.17	10%	7%	0.00	0.42
Scholl	BPP	1,210	350	500	100,000	294.81	13,669.59	34%	37%	0.04	17.42
Hard28	BPP	28	189	200	1,000	789.46	27,284.00	19%	26%	102.57	29.68
SCH/WAE	BPP	200	49	120	1,000	210.11	3,553.57	70%	70%	0.00	0.62
WAE/GAU	BPP	17	64	239	10,000	6,235.06	128,212.76	33%	37%	2.59	1,641.09

#inst. - number of instances;  $m^{\max}$  - maximum number of different items;  $n^{\max}$  - maximum number of items;  $W^{\max}$  - maximum bin capacity;  $\#v, \#a$  - average number of vertices and arcs in the final arc-flow graph;  $\%v, \%a$  - average percentage of vertices and arcs removed by the graph compression method.  $n^{\text{bb}}$  - average number of nodes explored in the branch-and-bound procedure;  $t^{\text{tot}}$  - average run time in seconds.

#### 4.4 Cardinality constrained bin packing and cutting stock

One of the BPP variants is the cardinality constrained bin packing in which, in addition to the capacity constraint, the number of items per bin is also limited. One of the variants of the CSP is cutting stock with cutting knife limitation in which there is a limit on the number of pieces that can be cut from each roll due to a limit on the number of knives. BPP and CSP with cardinality constraints can be seen as special cases of the 2-dimensional vector packing problem. In the 2-dimensional vector packing problem, there is a difficult problem in each dimension, whereas, for the cardinality constrained BPP and CSP, the problem is very easy in one of the dimensions: we just need to count the number of items. The set  $S$  of valid packing patterns for these problems is defined as follows:

$$A = \begin{bmatrix} w_1 & \cdots & w_m \\ 1 & \cdots & 1 \end{bmatrix} \quad L = \begin{bmatrix} W \\ C \end{bmatrix} \quad S = \{\mathbf{x} \in \mathbb{N}_0^m : \mathbf{Ax} \leq L\} \quad (33)$$

Cardinality constrained bin packing is strongly NP-hard for any cardinality larger than 2 (see, e.g., Epstein and van Stee 2011); for cardinality 2, the cardinality constrained bin packing problem can be solved in polynomial time as a maximum non-bipartite matching problem in a graph where each item is represented by a node and every compatible pair of items is connect by an edge.

We solved using the arc-flow formulation every instance from the bin packing and cutting stock data sets with cardinalities between 2 and the minimum cardinality limit that allowed the optimum objective value to be the same as the optimum without cardinality constraints. Table 6 summarizes the results for each data set. The average run time in the 14,568 instances was 13 seconds and 10,592 of these instances where solved in less than one minute.

The arc-flow formulation proved to work very well in cardinality constrained instances, for all values of cardinality. Graph compression reduces substantially the graph sizes and usually leads to graphs

Table 6: Results for the cardinality constrained BPP/CSP.

data set	type	#inst.	$C^{\max}$	$\#v$	$\#a$	% $v$	% $a$	$n^{\text{bb}}$	$t^{\text{tot}}$
BPP FLK	BPP	320	3	58.58	1,700.37	86%	82%	1.44	0.35
CSP FLK	CSP	320	3	57.47	1,712.48	86%	83%	0.02	0.27
Fiber	CSP	279	12	83.23	525.35	94%	90%	0.00	0.07
Cutgen	CSP	7,299	18	253.15	2,459.78	93%	89%	0.06	1.26
1D-bar	CSP	1,415	8	59.81	965.96	82%	79%	0.05	0.25
Scholl	BPP	3,748	10	222.21	6,384.86	86%	87%	0.03	9.99
Hard28	BPP	56	3	100.73	1,991.96	94%	94%	25.12	0.82
SCH/WAE	BPP	1,000	6	74.90	924.78	89%	90%	0.00	0.20
WAE/GAU	BPP	131	18	6,833.89	103,768.11	91%	90%	0.73	999.58

#inst. - number of instances;  $C^{\max}$  - maximum cardinality limit;  $\#v, \#a$  - average number of vertices and arcs in the final arc-flow graph; % $v, \%a$  - average percentage of vertices and arcs removed by the graph compression method.  $n^{\text{bb}}$  - average number of nodes explored in the branch-and-bound procedure;  $t^{\text{tot}}$  - average run time in seconds.

with size comparable to the size without cardinality constraints. In fact, there are instances in which cardinality constraints help to reduce the final graph size, thus leading to easier models. For some of the instances we knew, by construction, that there would be a solution with at most three items in each bin, but we were not aware of any good method in the literature for solving the cardinality constrained BPP/CSP in general. The arc-flow model allowed us to solve the cardinality constrained BPP/CSP as easily as the standard BPP/CSP. Note that, when both capacity and cardinality constraints are active, heuristic methods based on assignments tend to perform poorly due to the difficulty in finding good solutions.

#### 4.5 Cutting stock with binary patterns

Cutting stock with binary patterns (0-1 CSP) is a CSP variant in which items of each type may be cut at most once in each roll. In this problem, pieces are identified by their types and some types may have the same width. This problem usually appears as bar and slice relaxations of orthogonal packing problems (see, e.g., Scheithauer 1999 and Belov et al. 2009). Cutting stock with binary patterns can be modeled as a vector packing problem with  $m + 1$  dimensions. The binary constraints are introduced by  $m$  binary dimensions and the set  $S$  of valid packing patterns for this problem can be defined as follows:

$$A = \begin{bmatrix} w_1 & w_2 & \dots & w_m \\ 1 & 0 & \dots & 0 \\ 0 & 1 & \dots & 0 \\ \vdots & \vdots & \ddots & \vdots \\ 0 & 0 & \dots & 1 \end{bmatrix} \quad L = \begin{bmatrix} W \\ 1 \\ 1 \\ \vdots \\ 1 \end{bmatrix} \quad S = \{\mathbf{x} \in \mathbb{N}_0^m : \mathbf{A}\mathbf{x} \leq L\} \quad (34)$$

The arc-flow formulation was used to solve all the CSP instances with binary patterns. Table 7 summarizes the results for each data set. The average run time in the 2,499 instances was 5 seconds and 98% of the instances were solved in less than one minute.

Table 7: Results for the 0-1 CSP.

data set	#inst.	$m^{\max}$	$n^{\max}$	$W^{\max}$	$\#v$	$\#a$	$t^{\text{PP}}$	$t^{\text{LP}}$	$t^{\text{GG}}$	$t^{\text{bb}}$	$n^{\text{bb}}$	$t^{\text{tot}}$
CSP FLK	160	203	$10^9$	1,000	451.47	4,313.02	0.46	0.14	0.20	0.65	0.07	1.25
Fiber	39	20	1,121	9,080	104.33	357.54	0.02	0.01	0.01	0.01	0.00	0.03
Cutgen	1,800	40	4,000	1,000	1,001.79	3,320.18	0.23	1.22	0.02	3.71	0.00	5.16
1D-bar	500	100	7,478	300	889.21	3,095.53	0.58	0.36	0.08	2.44	0.12	3.39

#inst. - number of instances;  $m^{\max}$  - maximum number of different items;  $n^{\max}$  - maximum number of items;  $W^{\max}$  - maximum bin capacity;  $\#v, \#a$  - average number of vertices and arcs in the final arc-flow graph;  $t^{\text{PP}}$  - average time spent building the graph;  $t^{\text{LP}}$  - average time spent in the linear relaxation of the root node;  $t^{\text{GG}}$  - average time required to compute the linear relaxation using column-generation;  $t^{\text{bb}}$  - average time spent in the branch-and-bound procedure;  $n^{\text{bb}}$  - average number of nodes explored in the branch-and-bound procedure;  $t^{\text{tot}}$  - average run time in seconds.

Since this problem usually arises as a relaxation of orthogonal packing problems, the linear relaxation is usually enough as the gap between the linear relaxation and the optimal integer solution is usually very small. Gilmore-Gomory’s model with column-generation is usually used to obtain the lower bounds for this problem. During the column-generation procedure, it is usually necessary to solve many knapsack problems and the arc-flow graphs can also be used to solve these problems. After building the arc-flow graph for a given instance, the pattern with smallest reduced cost can be computed by evaluating  $f(u) = \max_{(u',v,i) \in A: u'=u} (f(v) + c_i)$ ,  $f(T) = 0$ , where  $c_i$  is the shadow price of the constraint associated with the demand of items of weight  $w_i$  (the loss arcs are treated as items with a shadow price  $c_0 = 0$ ). The solution can be found in linear time using dynamic programming and this method is much faster than solving each multi-constraint knapsack problem using `Gurobi`. The Gilmore-Gomory run times ( $t^{\text{gg}}$ ) presented in Table 7 were obtained using the arc-flow graphs for solving the knapsack problems. The time required to solve the linear relaxation of the arc-flow models using interior point methods is also presented ( $t^{\text{lp}}$ ). The column-generation approach presents better average run times due to the small number of columns that is usually required to find the optimal linear relaxation and the little time required to solve each knapsack problem using the arc-flow graph. Nevertheless, the time required to solve the linear relaxation of the arc-flow model is also very small.

## 4.6 Bin packing with conflicts

The bin packing packing with conflicts (BPPC) is one of the most import bin packing variants. This problem consists of the combination of bin packing with graph coloring. In addition to the capacity constraints, there are compatibility constraints. This problem can be solved as a vector packing problem with  $c + 1$  dimensions, where  $c$  is the number of dimensions used to model conflicts. The set  $S$  of valid packing patterns for this problem can be defined as follows:

$$A = \begin{bmatrix} w_1 & \dots & w_n \\ \alpha_1^1 & \dots & \alpha_n^1 \\ \vdots & & \vdots \\ \alpha_1^c & \dots & \alpha_n^c \end{bmatrix} \quad L = \begin{bmatrix} W \\ \beta^1 \\ \vdots \\ \beta^c \end{bmatrix} \quad S = \{\mathbf{x} \in \mathbb{N}_0^n : \mathbf{A}\mathbf{x} \leq L\} \quad (35)$$

The conflicts can be modeled using any of the graph coloring reductions to vector packing presented in Section 4.2. In our experiments, we used degree constraints for modeling constraints in this problem.

In order to test the arc-flow formulation in the BPPC, we used the data set proposed by Muritiba et al. (2010). This data set was created from the bin packing data set of Falkenauer (1996), adding conflict graphs with several densities. Tables 8 and 9 summarize the results for each class and density, respectively. Muritiba et al. (2010) solved some of these instances using a branch-and-price algorithm under a time limit of 10 hours. Sadykov and Vanderbeck (2012) solved all the instances, including the open instances, within an one-hour time limit using a branch-and-price algorithm. As opposed to our method, both branch-and-price algorithms of Muritiba et al. (2010) and Sadykov and Vanderbeck (2012) were specifically designed to solve bin packing with conflicts. The average run time of our method in the 800 instances was 2 minutes and 80% of these instances were solved in less than 1 minute. The instances of class u1000 were the most difficult to solve. Note that instances of this class have 1000 items and, in the literature, instances with 200 items are already considered difficult even in the one-dimensional case. Nevertheless, no instance took longer than 50 minutes to be solved exactly. In this problem, due to the high number of dimensions, a large part of the run time is spent building the arc-flow graph.

Table 8: Results for the BPP with conflicts.

class	#inst.	$n$	$d$	$d^{\max}$	$\#v$	$\#a$	$t^{\text{PP}}$	$t^{\text{LP}}$	$t^{\text{SG}}$	$t^{\text{bb}}$	$n^{\text{bb}}$	$t^{\text{tot}}$
u120	100	120	84.96	121	359.99	3,012.12	0.18	0.06	0.12	0.18	0.07	0.43
u250	100	250	175.21	251	1,167.75	9,393.41	2.21	0.37	0.63	1.29	0.00	3.86
u500	100	500	350.48	501	3,486.90	27,440.63	32.40	1.87	3.82	10.88	0.00	45.16
u1000	100	1,000	702.21	1001	11,316.90	88,323.32	643.68	13.24	28.35	104.79	0.00	761.72
t60	100	60	42.22	61	99.69	693.14	0.03	0.01	0.03	0.02	0.00	0.06
t120	100	120	84.01	121	298.36	2,627.20	0.20	0.05	0.11	0.27	3.70	0.52
t249	100	249	174.42	250	1,045.20	10,300.08	2.82	0.32	0.50	1.65	3.12	4.78
t501	100	501	352.26	502	3,796.35	36,809.01	53.90	2.56	2.64	17.50	0.00	73.95

Table 9: Results for the BPP with conflicts (grouped by density).

density	#inst.	$d$	$d^{\max}$	$\#v$	$\#a$	$t^{\text{PP}}$	$t^{\text{LP}}$	$t^{\text{SG}}$	$t^{\text{bb}}$	$n^{\text{bb}}$	$t^{\text{tot}}$
0%	80	1.00	1	113.47	12,288.20	0.28	0.24	4.79	1.24	0.00	1.76
10%	80	69.76	222	814.02	20,034.35	18.35	0.62	4.77	4.01	0.00	22.98
20%	80	140.60	420	2,077.11	24,327.59	75.96	1.38	7.66	11.45	0.00	88.79
30%	80	211.31	632	3,540.24	29,554.71	161.19	2.77	11.05	50.21	8.61	214.18
40%	80	280.51	818	4,951.05	35,266.04	233.93	4.73	9.67	70.75	0.00	309.40
50%	80	350.02	1,001	5,862.62	39,442.55	227.11	6.55	3.89	17.02	0.00	250.68
60%	80	351.00	1,001	4,456.75	29,639.79	126.87	4.03	2.04	10.46	0.00	141.36
70%	80	351.00	1,001	3,020.04	19,390.99	56.31	1.95	0.93	4.06	0.00	62.32
80%	80	351.00	1,001	1,643.91	10,220.38	16.17	0.73	0.35	1.37	0.00	18.28
90%	80	351.00	1,001	484.70	3,084.05	3.10	0.09	0.09	0.16	0.00	3.35

#inst. - number of instances;  $n$  - number of items;  $d$  - average number of dimensions;  $\#v, \#a$  - average number of vertices and arcs in the final arc-flow graph;  $t^{\text{PP}}$  - average time spent building the graph;  $t^{\text{LP}}$  - average time spent in the linear relaxation of the root node;  $t^{\text{SG}}$  - average time required to compute the linear relaxation using column-generation;  $t^{\text{bb}}$  - average time spent in the branch-and-bound procedure;  $n^{\text{bb}}$  - average number of nodes explored in the branch-and-bound procedure;  $t^{\text{tot}}$  - average run time in seconds.

## 4.7 Cutting stock with binary patterns and forbidden pairs

Cutting stock with binary patterns and forbidden pairs (0-1 CSPC) is a variant of cutting stock with binary patterns that also includes compatibility constraints. This problem usually appears as a relaxation of orthogonal packing problems (see, e.g., Belov et al. 2009). It can be modeled as a vector packing problem with  $c + m + 1$  dimensions, where  $c$  is the number of dimensions used to model the conflicts. The set  $S$  of valid packing patterns for this problem can be defined as follows:

$$A = \begin{bmatrix} w_1 & w_2 & \dots & w_m \\ \alpha_1^1 & \alpha_2^1 & \dots & \alpha_m^1 \\ \vdots & \vdots & & \vdots \\ \alpha_1^c & \alpha_2^c & \dots & \alpha_m^c \\ 1 & 0 & \dots & 0 \\ 0 & 1 & \dots & 0 \\ \vdots & \vdots & \ddots & \vdots \\ 0 & 0 & \dots & 1 \end{bmatrix} \quad L = \begin{bmatrix} W \\ \beta^1 \\ \vdots \\ \beta^c \\ 1 \\ 1 \\ \vdots \\ 1 \end{bmatrix} \quad S = \{\mathbf{x} \in \mathbb{N}_0^m : A\mathbf{x} \leq L\} \quad (36)$$

In this problem, we also used degree constraints (see Section 4.2) to model the conflicts. Since these constraints already guarantee that the corresponding item cannot occur more than once in the same pattern, the binary constraints for items with conflicts are discarded. In order to test the behavior of the arc-flow model in this problem, we created a 0-1 CSPC data set from the BPPC data set of Muritiba et al. (2010). We assigned random values of demand between 1 and 100 to each item. Tables 10 and 11 summarize the results for each class and density, respectively. The average run time in the 800 instances was 6 minutes and 72% of these instances were solved in less than 1 minute. Some instances took almost 3 hours to be solved and 1 instance took almost 20 hours. Note that the graphs sizes for this type of problems can be really large due to the high number of different items and dimensions; in the class u1000, every instance has thousands of items of 1000 different types and 1001 dimensions.

Table 10: Results for the CSP with binary patterns and conflicts.

class	#inst.	$m$	$n^{\max}$	$d$	$d^{\max}$	$\#v$	$\#a$	$t^{\text{PP}}$	$t^{\text{LP}}$	$t^{\text{GG}}$	$t^{\text{bb}}$	$n^{\text{bb}}$	$t^{\text{tot}}$
u120	100	120	6,989	121	121	724.72	3,763.07	0.37	0.12	0.14	0.33	0.00	0.82
u250	100	250	13,672	251	251	2,266.74	12,211.75	4.64	0.70	0.87	2.43	0.00	7.76
u500	100	500	26,568	501	501	6,409.75	37,970.82	72.01	4.04	6.26	21.92	0.00	97.98
u1000	100	1,000	52,492	1,001	1,001	19,171.67	126,689.21	1,518.38	28.63	50.38	1,198.08	48.58	2,745.09
t60	100	60	3,567	61	61	110.98	709.32	0.04	0.01	0.03	0.03	0.00	0.08
t120	100	120	6,856	121	121	322.66	2,637.34	0.32	0.05	0.10	0.20	0.44	0.57
t249	100	249	13,578	250	250	1,102.75	10,311.04	5.17	0.35	0.63	2.29	0.00	7.81
t501	100	501	27,933	502	502	3,873.08	36,974.09	113.25	2.66	4.25	60.12	14.84	176.03

Table 11: Results for the CSP with binary patterns and conflicts (grouped by density).

density	#inst.	$d$	$d^{\max}$	$\#v$	$\#a$	$t^{\text{PP}}$	$t^{\text{LP}}$	$t^{\text{GG}}$	$t^{\text{bb}}$	$n^{\text{bb}}$	$t^{\text{tot}}$
0%	80	351	1,001	3,006.74	18,074.72	152.58	1.29	14.44	12.93	0.11	166.80
10%	80	351	1,001	4,855.32	33,330.04	413.73	5.15	15.39	42.34	0.55	461.22
20%	80	351	1,001	5,910.48	42,229.65	438.98	8.10	16.03	99.10	2.50	546.18
30%	80	351	1,001	6,627.90	47,384.56	389.95	10.85	16.12	281.94	18.26	682.74
40%	80	351	1,001	6,613.45	46,262.95	317.95	9.24	10.11	1,071.72	58.40	1,398.90
50%	80	351	1,001	5,858.65	39,466.18	226.37	5.31	3.32	53.56	0.00	285.24
60%	80	351	1,001	4,456.75	29,639.79	127.10	3.39	1.66	34.20	0.00	164.68
70%	80	351	1,001	3,020.04	19,390.99	56.67	1.65	0.83	9.60	0.00	67.92
80%	80	351	1,001	1,643.91	10,220.38	16.26	0.64	0.34	1.20	0.00	18.10
90%	80	351	1,001	484.70	3,084.05	3.12	0.09	0.09	0.17	0.00	3.38

#inst. - number of instances;  $m$  - number of different items;  $n^{\max}$  - maximum number of items;  $d$  - average number of dimensions;  $\#v$ ,  $\#a$  - average number of vertices and arcs in the final arc-flow graph;  $t^{\text{LP}}$  - average time spent in the linear relaxation of the root node;  $t^{\text{GG}}$  - average time required to compute the linear relaxation using column-generation;  $t^{\text{bb}}$  - average time spent in the branch-and-bound procedure;  $n^{\text{bb}}$  - average number of nodes explored in the branch-and-bound procedure;  $t^{\text{tot}}$  - average run time in seconds.

We are not aware of any effective exact method from the literature for solving this problem. In practice, Gilmore-Gomory’s model with column-generation is usually used to obtain good lower bounds for this problem when it appears as a relaxation of other problems. In Tables 10 and 11, we compare the run time of computing the linear relaxation using column-generation (solving the knapsack problems using the arc-flow graph) and the run time of computing the linear relaxation of the arc-flow model using interior point methods. Without considering the time required for building the arc-flow graphs, both methods are very fast for computing the lower bounds. The time required to construct the graphs may be improved by taking advantage of problem-specific characteristics; for instance, Brandão and Pedroso (2013) use a single dimension to represent binary constraints instead of  $m$  binary dimensions.

## 4.8 Comparison with assignment-based formulations

Assignment-based models are usually ineffective in practice due to their symmetry and weak lower bounds. The integer programming solvers usually include very powerful heuristics which usually allow finding good solutions for assignment-based models. However, the optimal solution may be very difficult to find. Instances for which heuristics work well can be solved really quickly using assignment-based models; on the other hand, when the heuristics do not work well, it is common to have small instances that take days to be solved using an assignment-based formulation. For instance, using Gurobi to solve the dataset BPP FLK with an assignment-based formulation, we were only able to solve 8 out of 160 instances of this data set under an one-minute time limit; increasing the time limit to 10 minutes, we were only able to solve more 5 instances. Using the arc-flow model, we were able to solve all the instances quickly with an average run time less than 1 second.

Table 12 presents a comparison between the percentages of instances solved using the assignment-based model and the arc-flow model within an one-minute time limit. The arc-flow model allows solving entirely many of the data sets under an one-minute time limit and the number of solved instances increases substantially with slightly higher time limits. There are few instances that take more than one hour to be solved exactly using the arc-flow graph (see Section 4.10).

Table 12: Comparison with assignment-based formulations.

data set	type	standard			card. constrained		
		#inst.	%K	%AFG	#inst.	%K	%AFG
BPP FLK	BPP	160	5%	100%	320	53%	100%
CSP FLK	CSP	160	0%	100%	320	0%	100%
Fiber	CSP	39	36%	100%	279	90%	100%
Cutgen	CSP	1,800	27%	100%	7,299	76%	100%
1D-bar	CSP	500	23%	100%	1,415	49%	100%
Scholl	BPP	1,210	41%	93%	3,748	77%	97%
Hard28	BPP	28	0%	86%	56	50%	100%
SCH/WAE	BPP	200	57%	100%	1,000	92%	100%
WAE/GAU	BPP	17	6%	18%	131	88%	61%

type	data set	#inst.	%K	%AFG
2CBP	2CBP	400	39%	76%
20d-VBP	20CBP	40	15%	78%
Coloring	Color	4	25%	100%
Timetabling	Hard	5	20%	60%
0-1 CSP	Cutgen	1800	52%	98%
0-1 CSP	CSP FLK	160	0%	100%
0-1 CSP	Fiber	39	100%	100%
0-1 CSP	1D-bar	500	24%	98%
BPPC	BPPC	800	3%	80%
0-1 CSPC	BPPC_CS	800	0%	72%

#inst. - number of instances; %K - percentage of instances solved using the assignment-based formulation in under an one-minute time limit; %AFG - percentage of instances solved using the arc-flow formulation in under an one-minute time limit.

## 4.9 The importance of graph compression

Figures 10 and 11 show the relation between the number of vertices and arcs before and after graph compression. We only consider instances with up to two dimensions (bin packing and cutting stock with and without cardinality constraints, and two-constraint bin packing) since the initial graph is usually huge for the remaining problems. In these problems with up to two dimensions it is already possible to see a remarkable graph size reduction. Without graph compression it would be very difficult to solve many of these instances within a reasonable amount of time. For instance, arc-flow graphs for some two-constraint BPP instances with 7 million arcs in the initial graph resulted in graphs with approximately 1.5 million arcs. In the remaining problems, the compression ratios are much higher. Problems whose initial graph would be too large to fit in memory resulted in reasonably small graphs due to graph compression; it is common to obtain compression rates of hundreds of times. Since we build the Step-3 graphs directly, we can usually build the final arc-flow graph even when the initial graph is too big to fit in memory.



Figure 10: Graph size reduction (vertices).

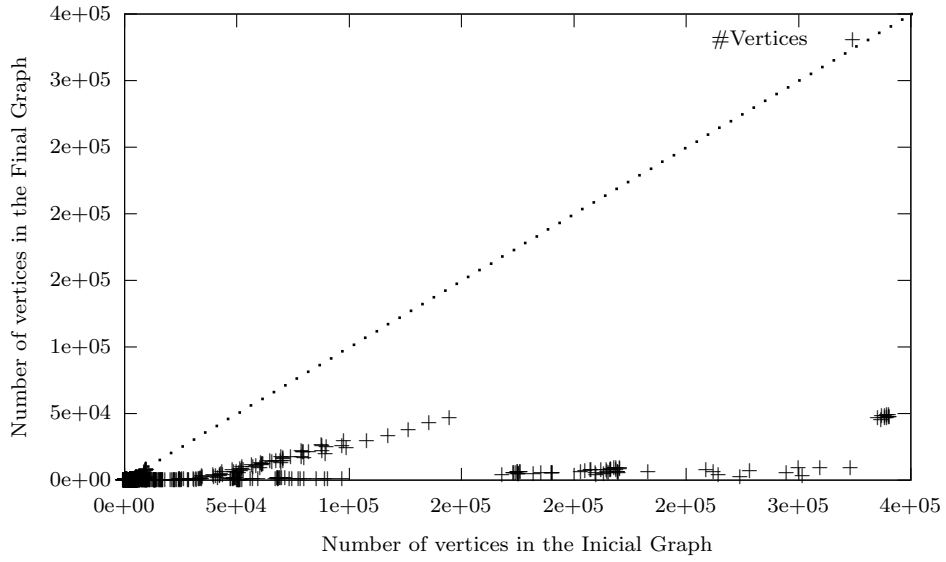
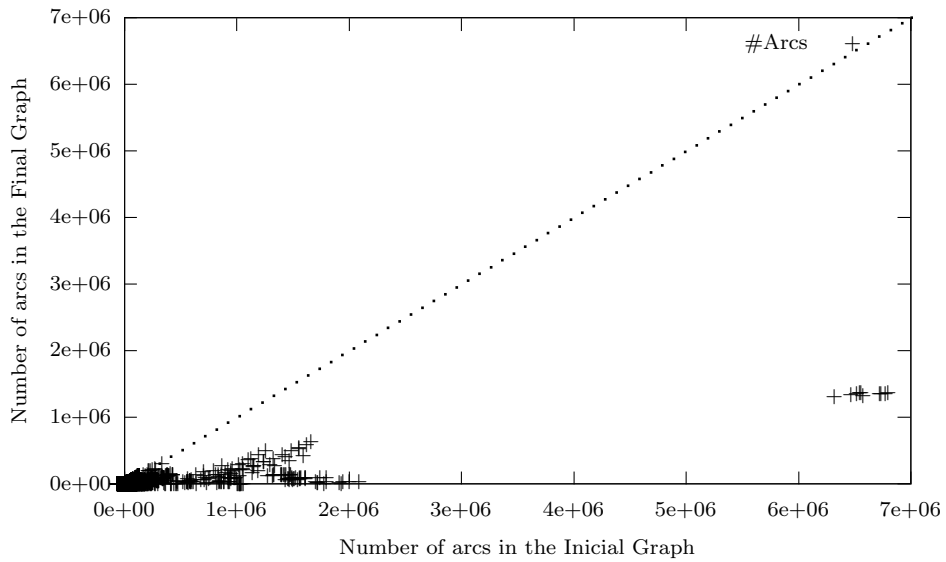


Figure 11: Graph size reduction (arcs).

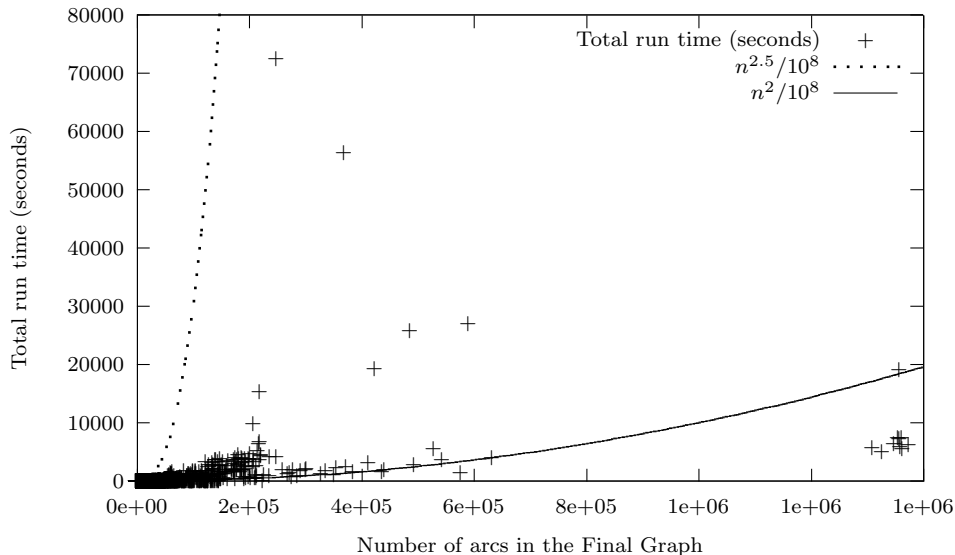


## 4.10 Run time analysis

Using the proposed method, we solved sequentially 23,153 benchmark instances in 9 days, spending 33 seconds per instance, on average. These benchmark instances belong to several different problems. The same method was used to solve all the instances without any problem-specific adjustment.

Figure 12 shows the relation between the number of arcs in the final arc-flow graph and the total run time. The two curves  $n^2/10^8$  and  $n^{2.5}/10^8$  show an approximation of the run time (in seconds) of algorithms with complexities  $\Theta(n^2)$  and  $\Theta(n^{2.5})$ , with very low constant factors. The large majority of the observed run times appear between these two curves. Many of them are very close to the quadratic run time, which is favorable since solving the arc-flow model is NP-hard. The few instances that lead to run times far from quadratic are mainly instances where the number of items that fit in each bin is large (e.g., more than 10) and hence the total number of patterns is huge. Using heuristics, very good solutions are usually found for these instances easily, since the waste tends to be small. Nevertheless, it may be very hard to find the optimal solution. The arc-flow graphs for the 77 instances that were not solved in a reasonable amount of time had millions of arcs and the corresponding models are still too large to be solved optimally using current state-of-the-art mixed integer programming solvers on a reasonable amount of time.

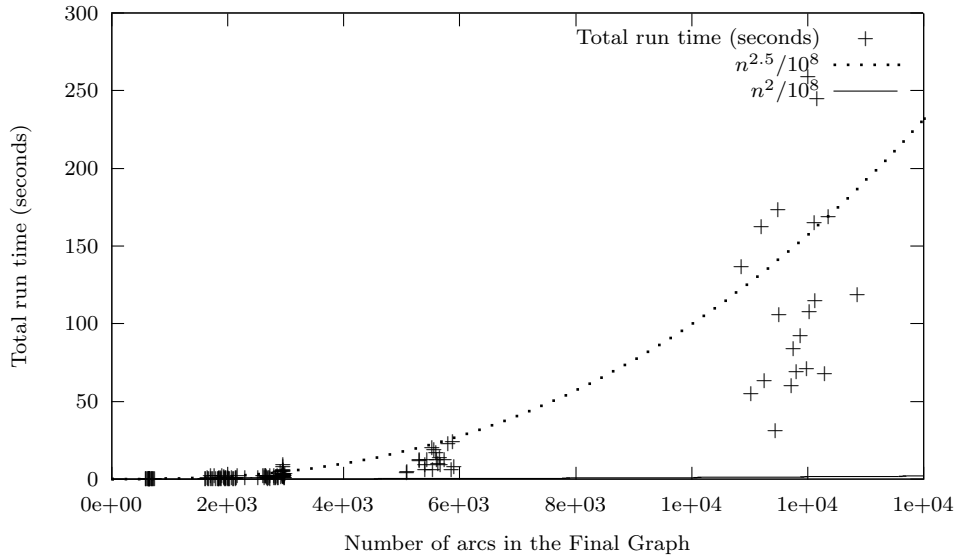
Figure 12: Run time analysis (Gurobi).



The bin packing data set BPP FLK of Falkenauer (1996) is one of the most used in the literature. In order to test the effectiveness of our arc-flow model on non-commercial solvers, this data set was solved using GLPK 4.43, an open-source mixed integer programming solver. Every instance was solved easily within a five-minute time limit. Figure 13 shows the relation between the number of arcs in the final arc-flow graph and the total run time. Using Gurobi with an assignment-based formulation, only 13 instances were solved within a ten-minute time limit, showing that the formulation quality is extremely important even in the one-dimensional case.

Very good results were also obtained using other non-commercial MIP solvers such as COIN-OR. Note that the non-commercial solvers are usually inferior to commercial solvers and hence they may not be able to solve the large models as easily as Gurobi. Nevertheless, in practice, a non-commercial MIP solver may be enough to solve instances that result in reasonably small models. In the literature, most of the algorithms for solving many of the problems solved here are based on branch-and-price and usually rely on very powerful MIP solvers such as IBM ILOG CPLEX. Our method is simple, effective and does not explicitly require any particular MIP solver, though they may be necessary for solving large models.

Figure 13: Run time analysis (GLPK).



## 5 Conclusions

The method presented in this paper proved to be a very powerful tool for solving several cutting and packing problems. The model is equivalent to Gilmore and Gomory's, thus providing a very strong linear relaxation. Nevertheless, it replaces column-generation by the generation of a graph able to represent all the valid packing patterns (one permutation of each pattern). These are implicitly enumerated through the construction of a compressed graph, which is proven to hold all the paths from the source to the target that are required for determining the optimum solution of the original problem.

This method can be used for solving several problems. In this paper, we have dealt with vector packing, graph coloring, bin packing, cutting stock, cardinality constrained bin packing, cutting stock with cutting knife limitation, cutting stock with binary patterns, bin packing with conflicts, and cutting stock with binary patterns and forbidden pairs. The proposed general arc-flow formulation is equivalent to Gilmore-Gomory's formulation and is very flexible. The models produced by our method are very strong and can be solved exactly by general-purpose mixed-integer programming solvers; the model is very tight, and most of the solutions are found in the root of the branch-and-bound tree.

The presented graph compression method is simple and proved to be very effective. In instances with many dimensions, it is common to obtain graphs hundreds of times smaller than the initial graphs. The combination of strong models with a reasonably small number of variables and constraints makes this method very effective in practice. Despite its simplicity and generality, the proposed method usually outperforms more complex approaches such as branch-and-price algorithms.

Using the proposed method, we solved most of the known benchmark instances on a desktop computer, spending less than one minute per instance, on average. These benchmark instances belong to several different problems. The same method was used to solve all the instances without any problem-specific adjustment. The linear relaxations are extremely strong in every problem we considered. The largest absolute gap we found in all the instances from benchmark test data sets was 1.0027.

Several multi-constraint cutting and packing problems can be solved using the proposed method by means of reductions to vector-packing by defining a matrix of weights, a vector of capacities and a vector of demands. Depending on the instance, it may or may not be possible to obtain models of an acceptable size that can be currently solved using any state-of-the-art mixed integer programming solver; however, our experiments show that it is very common to obtain reasonably small models on a large variety of problems, thanks to the proposed graph compression technique. We solved instances with up to 1,000 different items and 1,000 constraints. In the literature, even in the one-dimensional case, instances with 200 different items are already considered very difficult.

## References

- Abramson, D. (1991). Constructing School Timetables Using Simulated Annealing: Sequential and Parallel Algorithms. *Management Science*.
- Ahuja, R. K., Magnanti, T. L., and Orlin, J. B. (1993). *Network Flows - theory, algorithms and applications*. Prentice-Hall.
- Belov, G., Kartak, V., Rohling, H., and Scheithauer, G. (2009). One-dimensional relaxations and LP bounds for orthogonal packing. *International Transactions in Operational Research*, 16(6):745–766.
- Brandão, F. (2012). Bin Packing and Related Problems: Pattern-Based Approaches. Master’s thesis, Faculdade de Ciências da Universidade do Porto, Portugal.
- Brandão, F. (2013). Arc-flow Results. Retrieved September 1, 2013, <http://www.dcc.fc.up.pt/~fdabrandao/research/vpsolver/results/>.
- Brandão, F. and Pedroso, J. P. (2013). Cutting Stock with Binary Patterns: Arc-flow Formulation with Graph Compression. Technical Report DCC-2013-09, Faculdade de Ciências da Universidade do Porto, Portugal.
- Bron, C. and Kerbosch, J. (1973). Algorithm 457: finding all cliques of an undirected graph. *Commun. ACM*, 16(9):575–577.
- Caprara, A. (1998). Properties of some ILP formulations of a class of partitioning problems. *Discrete Appl. Math.*, 87:11–23.
- Caprara, A. and Toth, P. (2001). Lower bounds and algorithms for the 2-dimensional vector packing problem. *Discrete Appl. Math.*, 111:231–262.
- Dantzig, G. B. and Wolfe, P. (1960). Decomposition Principle for Linear Programs. *Operations Research*, 8(1):101–111.
- Epstein, L. and van Stee, R. (2011). Improved Results for a Memory Allocation Problem. *Theor. Comp. Sys.*, 48(1):79–92.
- ESICUP (2013). Retrieved September 1, 2013, <http://paginas.fe.up.pt/~esicup/>.
- Falkenauer, E. (1996). A hybrid grouping genetic algorithm for bin packing. *Journal of Heuristics*, 2:5–30. 10.1007/BF00226291.
- Garey, M. R. and Johnson, D. S. (1978). “Strong” NP-Completeness Results: Motivation, Examples, and Implications. *J. ACM*, 25(3):499–508.
- Garey, M. R. and Johnson, D. S. (1979). *Computers and Intractability: A Guide to the Theory of NP-Completeness*. W. H. Freeman & Co., New York, NY, USA.
- Gau, T. (1994). Counterexamples to the IRU property. *SICUP Bulletin* 12.
- Gau, T. and Wäscher, G. (1995). CUTGEN1: A problem generator for the standard one-dimensional cutting stock problem. *European Journal of Operational Research*, 84(3):572 – 579. Cutting and Packing.
- Gilmore, P. and Gomory, R. (1963). A linear programming approach to the cutting stock problem—part II. *Operations Research*, 11:863–888.
- Gilmore, P. C. and Gomory, R. E. (1961). A Linear Programming Approach to the Cutting-Stock Problem. *Operations Research*, 9:849–859.
- Kantorovich, L. V. (1960). Mathematical methods of organising and planning production. *Management Science*, 6(4):366–422.
- Lodi, A., Martello, S., and Vigo, D. (1999). Heuristic and metaheuristic approaches for a class of two-dimensional bin packing problems. *INFORMS Journal on Computing*, 11(4):345–357.

- Muritiba, A. E. F., Iori, M., Malaguti, E., and Toth, P. (2010). Algorithms for the bin packing problem with conflicts. *INFORMS J. on Computing*, 22(3):401–415.
- Nica, V. (1994). General counterexample to the integer round-up property. Working paper, Department of Economic Cybernetics, Academy of Economic Studies, Bucharest.
- Rietz, J., Scheithauer, G., and Terno, J. (2002a). Families of non-IRUP instances of the one-dimensional cutting stock problem. *Discrete Applied Mathematics*, 121(1-3):229–245.
- Rietz, J., Scheithauer, G., and Terno, J. (2002b). Tighter bounds for the gap and non-IRUP constructions in the one-dimensional cutting stock problem. *Optimization*, 6:927–963.
- Sadykov, R. and Vanderbeck, F. (2012). Bin Packing with conflicts: a generic branch-and-price algorithm. *INFORMS Journal on Computing*, to appear.
- Scheithauer, G. (1999). LP-based bounds for the container and multi-container loading problem. *International Transactions in Operational Research*, 6(2):199–213.
- Scheithauer, G. and Terno, J. (1995). The Modified Integer Round-Up Property of the One-Dimensional Cutting Stock Problem.
- Scheithauer, G. and Terno, J. (1997). Theoretical investigations on the modified integer round-up property for the one-dimensional cutting stock problem. *Operations Research Letters*, 20:93–100.
- Schoenfeld, J. (2002). Fast, Exact Solution of Open Bin Packing Problems without Linear Programming. draft, US Army Space & Missile Defence Command, Huntsville, 20 Alabama.
- Scholl, A. (2013). Retrieved September 1, 2013, <http://www.wiwi.uni-jena.de/entscheidung/binpp/>.
- Scholl, A., Klein, R., and Jürgens, C. (1997). Bison: A fast hybrid procedure for exactly solving the one-dimensional bin packing problem. *Computers & Operations Research*, 24(7):627 – 645.
- Schwerin, P. and Wäscher, G. (1997). The Bin-Packing Problem: A Problem Generator and Some Numerical Experiments with FFD Packing and MTP. *International Transactions in Operational Research*, 4(5-6):377–389.
- Simchi-Levi, D. (1994). New worst-case results for the bin-packing problem. *Naval Research Logistics*, 41(4):579–585.
- Smith, K. A., Abramson, D., and Duke, D. (2003). Hopfield neural networks for timetabling: formulations, methods, and comparative results. *Comput. Ind. Eng.*, 44(2):283–305.
- DEIS-OR (2013). Retrieved September 1, 2013, [http://www.or.deis.unibo.it/research\\_pages/ORinstances/ORinstances.htm](http://www.or.deis.unibo.it/research_pages/ORinstances/ORinstances.htm).
- OR-LIBRARY (2013). Retrieved September 1, 2013, <http://people.brunel.ac.uk/~mastjjb/jeb/info.html>.
- Umetani, S. (2013). Retrieved September 1, 2013, <http://www-sys.ist.osaka-u.ac.jp/~umetani/instance-e.html>.
- Valério de Carvalho, J. M. (1999). Exact solution of bin-packing problems using column generation and branch-and-bound. *Ann. Oper. Res.*, 86:629–659.
- Valério de Carvalho, J. M. (2002). LP models for bin packing and cutting stock problems. *European Journal of Operational Research*, 141(2):253–273.
- Vance, P. H. (1998). Branch-and-Price Algorithms for the One-Dimensional Cutting Stock Problem. *Comput. Optim. Appl.*, 9:211–228.
- Wäscher, G. and Gau, T. (1996). Heuristics for the integer one-dimensional cutting stock problem: A computational study. *OR Spectrum*, 18:131–144. 10.1007/BF01539705.
- Wäscher, G., Haußner, H., and Schumann, H. (2007). An improved typology of cutting and packing problems. *European Journal of Operational Research*, 183(3):1109–1130.