

Measuring the universal synchronization properties of coupled oscillators across the Hopf instability

M. Romanelli, L. Wang, M. Brunel, and M. Vallet

Institut de Physique de Rennes, Université Rennes I - CNRS UMR 6251, Campus de Beaulieu, 35042 Rennes Cedex, France

Phase-locking of coupled oscillators is destroyed usually by two instabilities : the saddle-node, as in the Adler model, and the Hopf bifurcation. Here we provide a quantitative measure of the degree of synchronization across the Hopf bifurcation, and demonstrate experimentally and numerically that, surprisingly, synchronization not only persists well outside the phase-locking range, but is also completely insensitive to the onset of the instability. Furthermore, by studying numerically a generic, minimal model, we conclude that such a behavior is universal. Given the ubiquitous appearance of the Hopf mechanism, we expect these results to be relevant for a wide range of systems, such as opto-mechanical, micro-mechanical, or delay-coupled oscillators and networks.

PACS numbers: 05.45.Xt, 42.55.Xi

Synchronization, i.e. the tendency of coupled oscillators to oscillate at the same frequency, is recognized as “one of the most pervasive drives in universe” [1, 2]. Countless examples of this fact have been reported, from the synchronous blinking of fireflies to the coherent oscillation of coupled Josephson junctions [3] or of chemical micro-oscillators [4]. Synchronization plays also a role in memory processes [5] and in the complex networks arising, for instance, in neurosciences or in economics [6]. Given the occurrence of synchronization phenomena in so many different contexts, often the study of a specific system acquires a broader significance, and allows identifying some features which are universal, i.e. common to a large class of different synchronizing systems.

Recently, a synchronization regime of frequency locking without phase locking has been experimentally isolated in laser oscillators [7, 8]. In this regime, the relative phase of two interacting oscillators is not constant in time, yet its variations are bounded, so that the systems keep oscillating at the same frequency, on average. It is quite obvious that this regime differs from the more common situation in which the oscillators are phase-locked, but how should one characterize and quantify this difference? In the present paper, we propose to answer this question by studying experimentally and numerically a driven, optically-based radiofrequency oscillator. Furthermore, the bounded-phase behavior, predicted long ago in driven laser systems [9–11], is by no means specific to lasers, since it occurs also in models of circadian [12] or coupled van der Pol [13] oscillators. Actually, bounded-phase phenomena are extremely generic, since they are associated to a Hopf bifurcation [14], and are to be expected when amplitude effects cannot be ignored in the dynamics of coupled oscillators [15]. Thus, it can be expected that our study of a driven opto-RF oscillator will be relevant for coupled oscillators in general. Indeed, we will show in the following that our system provides an example of a generic, universal behavior of driven oscillators close to a Hopf bifurcation point.

The experimental setup is similar to [16]. The core

of the experiment is a dual-frequency laser [17], which emits two orthogonally-polarized beams of different frequencies ν_x and ν_y . By detecting the interference signal

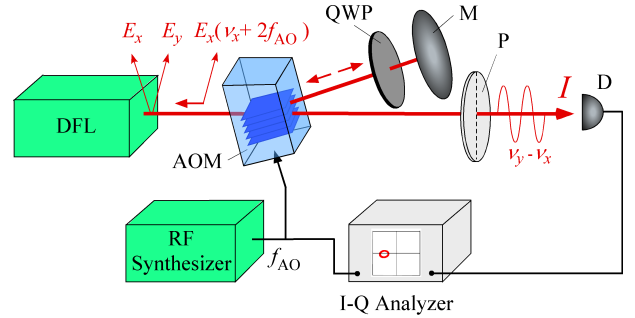


FIGURE 1: Experimental setup. DFL : Dual-frequency laser (slave oscillator). M : feedback mirror. QWP : quarter-wave plate. AOM : acousto-optic modulator. P : polarizer. D : detector. I-Q analyzer : digital vector signal analyzer, permitting to measure the quadratures of I with respect to the reference signal delivered by the RF synthesizer.

$I = |E_x + E_y|^2$ between the laser fields on a photodiode after a polarizer, an electrical signal oscillating at the frequency difference $\Delta\nu_0 = \nu_y - \nu_x$ around 200 MHz is obtained. The whole system is thus an opto-RF oscillator (see Fig. 1). In order to lock the opto-RF oscillator on a stable reference, the x-polarized beam is frequency-shifted by an amount $2f_{AO}$ and optically injected in the other mode by a polarization-flipping external cavity [18]. The frequency shift $2f_{AO}$ is controlled by a RF synthesizer (master oscillator), which provides the external reference. The beat-note signal I can be visualized at each instant in time as a vector in a reference frame rotating at the master signal frequency $2f_{AO}$. For small enough detuning $\Delta\nu = \Delta\nu_0 - 2f_{AO}$ between the slave and the master oscillator, phase-locking occurs, and the corresponding experimental phasor plot consists of just a fixed point (Fig. 2(a), regime I). If $\Delta\nu$ is increased above the Adler frequency f_A , the fixed point solution loses stability through a Hopf bifurcation. The point represen-

ting I then rotates at the frequency $\Delta\nu$ on a limit cycle (Fig. 2(a), regime II). The relative phase exhibits bounded, periodic temporal oscillations, whose amplitude increases with $\Delta\nu$. Finally, when $\Delta\nu$ is bigger than a second characteristic frequency f_B , the origin of the plane lies inside the limit cycle and the phase variations are not bounded anymore (Fig. 2(a), regime III). In the time and frequency domains (Fig. 2 (b-c)), phase-locking (I) appears as pure sinusoidal oscillation, and the corresponding power spectrum consists of a single, sharp Fourier peak. On the contrary, in the bounded (II) and in the unbounded-phase regime (III), the power spectrum shows two peaks at the natural frequencies $2f_{AO}$ and $\Delta\nu_0$ of the uncoupled master and slave oscillator respectively, and the time series displays a beating, i.e. a slow modulation of the amplitude of the oscillations.

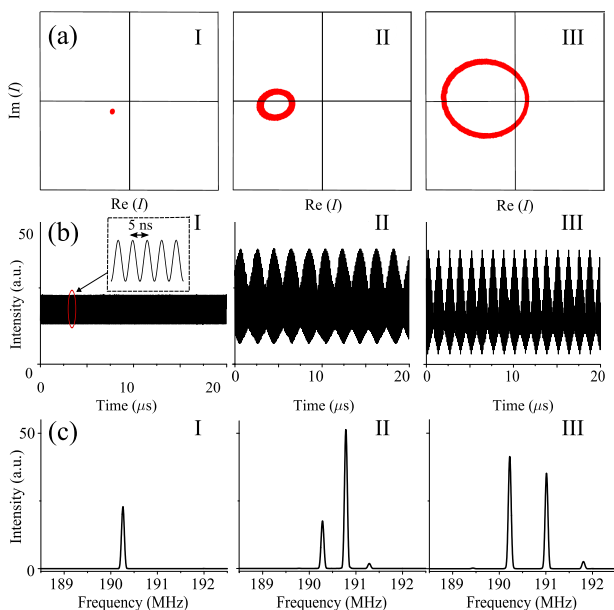


FIGURE 2: (a) Experimental phasor plots of the output signal $I = |E_x + E_y|^2$, in the reference frame of the local oscillator at $2f_{AO}$. Each plot contains 2000 points, recorded over $100 \mu\text{s}$. (I) Phase-locking regime. (II) Bounded-phase regime. (III) Unbounded-phase regime. (b) Corresponding experimental time series. (c) Power spectra.

From Fig. 2, the question arises about the exact status of the bounded-phase regime, occurring when $f_A < \Delta\nu < f_B$. On the one hand, since the relative phase is bounded, a form of synchronization on the average frequency of the oscillators exists. On the other hand, the bounded-phase regime appear very similar to the unbounded-phase. In particular, the power spectrum displays two separated peaks at the natural frequencies of the oscillators, as it happens when synchronization is absent. Furthermore, while a qualitative change of the dynamics occurs when passing from phase locking to the bounded phase through a Hopf bifurcation, in Fig. 2(a) the bounded-phase and unbounded-phase

regimes appear topologically equivalent [19] and no bifurcation is seen between them.

To investigate quantitatively such questions, we propose to use the power spectral density (PSD), also called phase spectrum, of the relative phase between the oscillators as a meaningful measure of synchronization. The PSD measures the strength of the phase fluctuations of an oscillator at all frequencies, and thus characterizes its quality in a complete and rigorous way [20]. In our

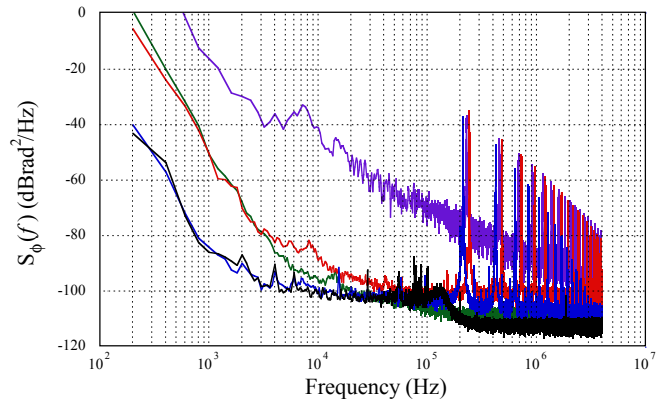


FIGURE 3: Measured phase spectra $S_\phi(f)$ for different values of the detuning $\Delta\nu$. Black : $\Delta\nu = 60 \text{ kHz}$, phase locking regime. Blue : $\Delta\nu = 220 \text{ kHz}$, bounded-phase regime. Violet : $\Delta\nu = 240 \text{ kHz} \simeq f_B$. Red : $\Delta\nu = 260 \text{ kHz}$, phase-drifting regime. Green : free-running laser (no feedback from the external cavity).

setup, the relative phase $\phi(t)$ can be extracted from the time series of the two quadratures $\text{Re}(I(t))$ and $\text{Im}(I(t))$. The spectrum $S_\phi(f)$ of $\phi(t)$ is then computed. The experimental spectra are shown in Fig. 3. One sees that, in the phase-locking regime, the phase fluctuations of the free running laser are strongly suppressed at low frequency. For instance, at 1 kHz from the carrier one has a noise reduction of more than 30 dB with respect to the free-running case. The phase of the slave oscillator is locked to the stable master, which ensures the long-term phase stability. The absolute value of the phase noise that we obtain, $-100 \text{ dB rad}^2/\text{Hz}$ at 10 kHz from the carrier, is comparable to what is obtained with active stabilization techniques using electronic servo-loops [21]. In the bounded-phase regime, it can be seen that the long-term phase stability is exactly the same as in the phase-locking regime. The low frequency part of the spectrum can hardly be distinguished in the two cases. In this case too, despite the occurrence of fast temporal oscillations, the average value of the slave oscillator phase is locked to the stable master phase, and low frequency drifts and fluctuations are removed with respect to the free running laser. The only differences in the spectra arise at high frequency. Indeed, in the bounded-phase regime one has a narrow peak at the detuning frequency $\Delta\nu$, and its harmonics. These peaks

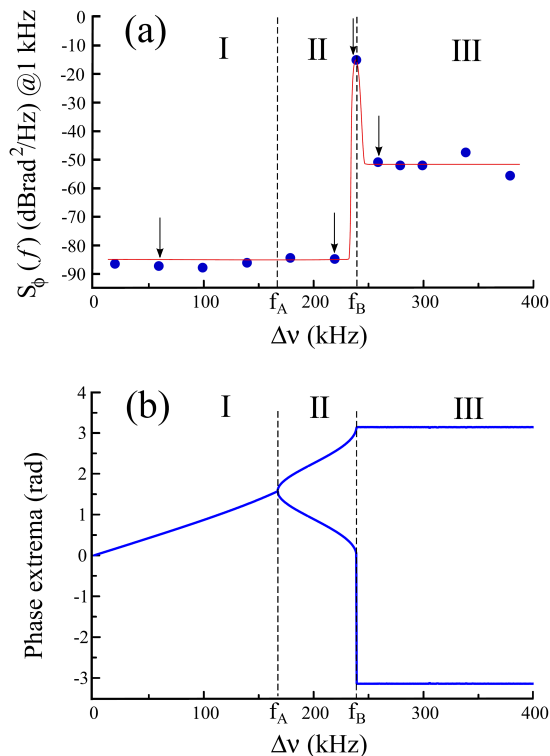


FIGURE 4: (a) Measured phase spectra $S_\phi(f)$ at 1 kHz from the carrier frequency, as a function of the detuning $\Delta\nu$. The arrows correspond to the spectra of Fig. 3 (except for the free-running laser situation, not represented here). The red line is an eye-guide. (b) A phase bifurcation diagram, calculated using the laser model and the measured values of f_A and f_B , is shown for comparison.

are the coherent signature of the Hopf bifurcation, and correspond to the onset of the deterministic oscillation of the phase beyond the bifurcation point f_A . At the transition between the bounded and unbounded-phase regime, for $\Delta\nu \simeq f_B$, there is an enormous increase of the phase noise. This can be understood by observing in Fig. 2(a) that the experimental limit cycle has a finite thickness, because of uncontrolled fluctuations of the parameters and of the setup. Therefore, when $\Delta\nu$ approaches f_B , erratic phase slips occur in a random fashion, driven by the noise present in the system. These stochastic, abrupt 2π phase jumps close to the point f_B explain the huge amount of phase noise. Finally, the spectrum of the unbounded-phase regime corresponds essentially to the one of the free-running opto-RF oscillator, apart from the high-frequency peaks. Fig. 4(a) reports the PSD value at 1 kHz from the carrier as a function of $\Delta\nu$. It is striking to compare this plot to a numerically calculated bifurcation diagram (Fig. 4(b)). Indeed, when looking at the long-term phase stability of the oscillator, the occurrence of a Hopf bifurcation at the point f_A is completely undetectable. Conversely, at the point f_B a sharp transition occurs as a signature

of the unlocking of the slave oscillator. The conclusion that can be drawn is that the relevant boundary for the synchronization range is not the Adler frequency f_A , but the bounded-phase frequency f_B . From the viewpoint of dynamical systems, phase-locking and bounded-phase are two qualitatively different regimes, separated by a bifurcation; yet this distinction turns out to be of little relevance if one is concerned with synchronization.

At this point, one may ask whether the bounded/unbounded-phase transition is a bifurcation or not. Mathematically, the answer actually depends on the choice of variables [19]. If the field amplitude and phase are used, then the phase space is a cylinder. Bounded phase and unbounded phase correspond to limit cycles that do not wrap the cylinder (librations) or that wrap it (rotations) respectively, and are not topologically equivalent. On the contrary, if real and imaginary parts are used, the two regimes are topologically equivalent, as we have seen. So, mathematically the nature of the bounded/unbounded-phase transition is, to some extent, a matter of choice, and it is worth noticing that it looks more convenient to work with real and imaginary part, so that no bifurcation appears at f_B [19]. However, our results show clearly that the physics of the system is not ambiguous: a sharp transition occurs at the point f_B , namely the transition from synchronization to desynchronization.

We compare the experimental observation with the following laser model [16]:

$$\frac{de_x}{ds} = \frac{(m_x + \beta m_y)}{1 + \beta} \frac{e_x}{2}, \quad (1)$$

$$\frac{de_y}{ds} = \frac{(m_y + \beta m_x)}{1 + \beta} \frac{e_y}{2} + i\Delta e_y + \gamma e_x, \quad (2)$$

$$\begin{aligned} \frac{dm_{x,y}}{ds} = & 1 - (|e_{x,y}|^2 + \beta|e_{y,x}|^2) + \\ & - \epsilon m_{x,y} [1 + (\eta - 1)(|e_{x,y}|^2 + \beta|e_{y,x}|^2)], \end{aligned} \quad (3)$$

where $e_{x,y}$ are the amplitudes of the optical modes, $m_{x,y}$ describe the population inversions, η is the pump parameter, β accounts for the cross saturation in the active medium, γ is the feedback strength, ϵ is the inversion lifetime, $\Delta = \frac{\Delta\nu}{f_R} = (\Delta\nu_0 - 2f_{AO})/f_R$ is the detuning, and f_R is the relaxation oscillation frequency. The scaled time s is related to the physical time t by $t = 2\pi f_R s$. We have injected some noise in the system by replacing the pump parameter η with $\eta(1 + 0.05\xi(s))$, where $\xi(s)$ is a δ -correlated, normally distributed stochastic process. The PSDs calculated from numerical integration of the laser model are reported in Fig. 5(a). As in the experiment, it is observed that optical feedback is effective in reducing the low frequency phase fluctuations, both when the phase is locked and when it is bounded. In both cases, the opto-RF oscillator is thus synchronized to the master, and the long-term phase stability is not reduced by the onset of self-sustained oscillations. The huge increase

of phase noise around the point f_B is also reproduced, as well as the fact that, in the unbounded-phase regime, the phase noise is essentially equal to that of the free-running oscillator. One can ask to which extent these findings are

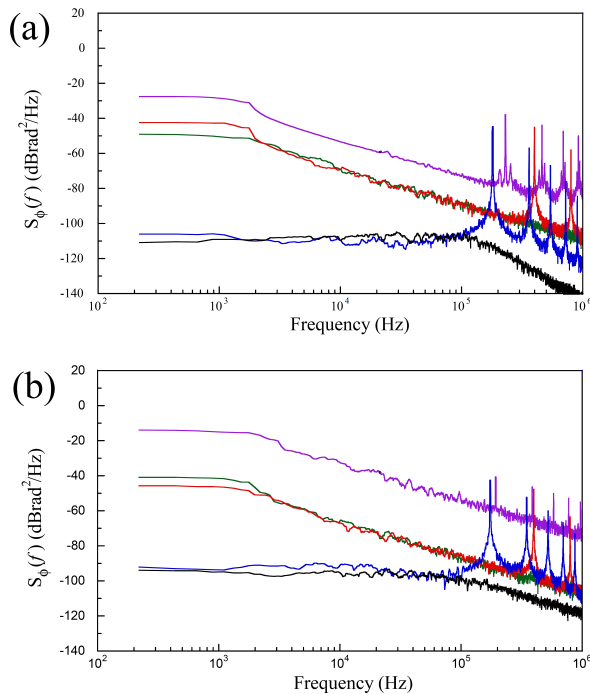


FIGURE 5: (a) Simulated phase spectra $S_\phi(f)$ using the laser model. Black : $\Delta\nu = 100$ kHz, phase locking regime. Blue : $\Delta\nu = 180$ kHz, bounded-phase regime. Violet : $\Delta\nu = 230$ kHz $\simeq f_B$. Red : $\Delta\nu = 400$ kHz, phase-drifting regime. Green : free-running laser (no feedback from the external cavity). The values of the parameters used in the simulations are : $\beta = 0.6$, $f_A = 160$ kHz, $f_R = 70$ kHz, $\gamma = f_A/f_R$, $\epsilon = 0.97 \cdot 10^{-2}$, $\eta = 1.2$. (b) Simulated phase spectra $S_\phi(f)$ for the generic model. Black : $e = 1.7$, $\Delta = 1.4$, phase locking regime. Blue : $e = 1.7$, $\Delta = 2.6$, bounded-phase regime. Violet : $e = 1.7$, $\Delta = 2.9 \simeq f_B$. Red : $e = 1.7$, $\Delta = 5.7$, phase-drifting regime. Green : $e = 0$, no forcing.

specific to our system. In order to answer this question, we have numerically investigated the following minimal model [2] :

$$\frac{dy}{ds} = (1 - i\Delta)y - (1 + i\alpha)|y|^2y + e. \quad (4)$$

y represents the complex amplitude of a periodically driven oscillator, Δ is the detuning between the master and the slave, α accounts for the possible dependence of the oscillator's phase on the amplitude of the oscillations [22], and e is the strength of the drive. Eq. 4 contains just a linear term accounting for the growth of oscillations, a saturating nonlinearity, and an external forcing, and is a universal equation describing any periodically driven oscillator close to a supercritical Hopf bifurcation point. We have introduced some noise by replacing Δ

with $\Delta [1 + 0.033 \xi(s)]$. The PSDs of the phase of y are plotted in Fig. 5 (b), for different values of Δ . The agreement with the laser model is striking. All the observed regimes are reproduced and appear thus to be generic for any driven oscillator undergoing a Hopf bifurcation.

In conclusion, we have provided a quantitative measure of the degree of synchronization of a driven opto-RF oscillator, and shown that it remains essentially the same when the system loses phase-locking and enters the bounded-phase regime. The synchronization range thus extends up to the edge of the bounded-phase regime, and can be substantially larger than the phase-locking range (of a factor $\sqrt{2}$ typically [11]). A generic, minimal model gives strong evidence that the robustness against a Hopf instability is a universal feature of synchronizing systems.

Given the ubiquitous occurrence of synchronization and the genericity of the mechanism discussed here, and the present results can be relevant for many areas. For instance, recently synchronization phenomena have been highlighted in optomechanical [23] or micromechanical [24] oscillators. Most of the recently observed results could be explained in the framework of pure phase equations such as the Adler model, which is the case when the coupling is too weak to affect the amplitude. However, as soon as this condition is not fulfilled, Hopf dynamics is to be expected, therefore we believe that the results presented here will soon prove relevant also for these research fields. One can also expect the present results to have an impact in the context of delay-coupled systems at large [25]. Indeed, it is known that in general a delayed coupling is a source of oscillations, and in some cases it prevents phase locking [26]. However, frequency locking is more general than phase locking, and the oscillatory behaviour of coupled, delayed systems is not incompatible with bounded-phase synchronization.

We thank F. Bondu for his help on the phase noise calculations. This work has been partly supported by the ‘‘Contrat de Projet Etat Région Bretagne’’ PONANT, and by the ‘‘Direction Générale de l’ Armement’’ (DGA) under the project ANR-11-ASTR-0029 MINOTOR.

-
- [1] S. H. Strogatz, *Sync : how order emerges from chaos in the universe, nature and daily life*, (Hyperion New York, 2003).
 - [2] A. Pikovsky, M. Rosenblum, and J. Kurths, *Synchronization : A Universal Concept in Nonlinear Sciences*, (Cambridge University Press, 2003).
 - [3] K. Wiesenfeld, P. Colet, and S. H. Strogatz, *Phys. Rev. Lett.* **76**, 404 (1996).
 - [4] M. Toiya, H. O. Gonzalez-Ochoa, V. K. Vanag, S. Fraden, and I. R. Epstein, *J. Phys. Chem. Lett.* **1**, 1241 (2010).
 - [5] J. Fell and J. Axmacher, *Nat. Rev. Neurosci.* **12**, 105 (2011).
 - [6] A. Arenas, A. Diaz-Guilera, J. Kurths, Y. Moreno, and C. Zhou, *Phys. Rep.* **469**, 93 (2008).

- [7] B. Kelleher, D. Goulding, B. Baselga-Pascual, S. P. Hegarty, and G. Huyet, *Eur. Phys. J. D* **58**, 175 (2010).
- [8] J. Thévenin, M. Romanelli, M. Vallet, M. Brunel, and T. Erneux, *Phys. Rev. Lett.* **107**, 104101 (2011).
- [9] P. A. Braza and T. Erneux, *Phys. Rev. A* **41**, 6470 (1990).
- [10] H. G. Solari and G.-L. Oppo, *Opt. Commun.* **111**, 173 (1994).
- [11] M. K. S. Yeung and S. H. Strogatz, *Phys. Rev. E* **58**, 4421 (1998).
- [12] R. E. Kronauer, C. A. Czeisler, S. F. Pilato, M. C. Moore-Ede, and E. D. Weitzman, *Am. J. Physiol.* **242**, R3-R17 (1982).
- [13] T. Chakraborty and R. H. Rand, *Int. J. Non-Linear Mech.* **23**, 369 (1988).
- [14] B. Kelleher, D. Goulding, B. Baselga Pascual, S. P. Hegarty, and G. Huyet, *Phys. Rev. E* **85**, 046212 (2012).
- [15] D. G. Aronson, G. B. Ermentrout, and N. Kopell, *Physica D* **41**, 403 (1990).
- [16] J. Thévenin, M. Romanelli, M. Vallet, M. Brunel, and T. Erneux, *Phys. Rev. A* **86**, 033815 (2012).
- [17] M. Brunel et al., *Proc. SPIE 5466, Microwave and Terahertz Photonics*, 131 (2004).
- [18] L. Keruevan, H. Gilles, S. Girard, and M. Laroche, *Opt. Lett.* **32**, 1099 (2007).
- [19] S. Wieczorek, B. Krauskopf, T. B. Simpson, and D. Lenstra, *Phys. Rep.* **416**, 1 (2005).
- [20] E. Rubiola, *Phase noise and frequency stability in oscillators*, (Cambridge University Press Series, 2008); IEEE Standard Definitions of Physical Quantities for Fundamental Frequency and Time Metrology, IEEE Standard 1139-2008.
- [21] M. Brunel et al., *IEEE Photonics Technology Letters*, **16**(3), 870-872 (2004).
- [22] We have taken $\alpha = 0$ because this seems more appropriate for comparison with a solid-state laser. However numerical simulations indicate that this parameter does not influence phase noise, at least when it is small.
- [23] G. Heinrich, M. Ludwig, J. Qian, B. Kubala, and F. Marquardt, *Phys. Rev. Lett.* **107**, 043603 (2011).
- [24] D. K. Agrawal, J. Woodhouse, and A. A. Seshia, *Phys. Rev. Lett.* **111**, 084101 (2013).
- [25] M. C. Soriano, J. García-Ojalvo, C. R. Mirasso, and I. Fischer, *Rev. Mod. Phys.* **85**, 421 (2013).
- [26] T. Erneux, *Applied delay differential equations*, (Springer, 2009).