

Massive Query Expansion by Exploiting Graph Knowledge Bases

Joan Guisado-Gómez
DAMA-UPC
Universitat Politècnica de
Catalunya
joan@ac.upc.edu

David Dominguez-Sal
Sparsity Technologies
david@sparsity-
technologies.com

Josep-LLuis Larriba-Pey
DAMA-UPC
Universitat Politècnica de
Catalunya
larri@ac.upc.edu

ABSTRACT

Keyword based search engines have problems with term ambiguity and vocabulary mismatch. In this paper, we propose a query expansion technique that enriches queries expressed as keywords and short natural language descriptions. We present a new massive query expansion strategy that enriches queries using a knowledge base by identifying the query concepts, and adding relevant synonyms and semantically related terms. We propose two approaches: (i) lexical expansion that locates the relevant concepts in the knowledge base; and, (ii) topological expansion that analyzes the network of relations among the concepts, and suggests semantically related terms by path and community analysis of the knowledge graph. We perform our expansions by using two versions of the Wikipedia as knowledge base, concluding that the combination of both lexical and topological expansion provides improvements of the system's precision up to more than 27%.

1. INTRODUCTION

Query expansion is the process of rewriting a query introduced by the user of a search engine in order to improve the retrieval performance. Query expansion is done under the assumption that the query phrase introduced by the user is not the most suited to express the real intention of the user. For example, *vocabulary mismatch* between queries and documents is one of the main causes of poor precision in information retrieval systems [15]. Poor results also arise from the *topic inexperience* of the users. Users searching for information are often not familiar with the vocabulary of the topic in which they search, and hence, they may not use the most effective keywords. It ends up in the loss of important results due to the lack of detail in the query terms. *Word ambiguity* is another cause of poor precision because the information retrieval system is not always able to identify the real intention of the user. All these three problems become specially relevant in case of retrieving multimedia documents, such as videos, photos or music documents using their associated metadata, because descriptions are short

and sparse [25].

Many query expansion techniques are based on the exploration of query data logs [4]. Typically, these techniques do not introduce noise in the keywords, but their effectiveness is strongly correlated to the size of the log and the success of previous users refining the query. Besides, these techniques cannot be applied if there is no operating search engine from which to collect the logs.

In the absence of a log, it has become common to use knowledge bases (e.g. Wikipedia, Yago, Wordnet, etc.) as the source of information for the query expansion. The entries in a knowledge base typically have descriptions, attributes and relations between concepts. We mainly distinguish two approaches to exploit them in the literature: (i) systems that identify the concepts explicit in the query in order to derive synonyms and close variants of the concepts [17], and (ii) systems that locate relevant concepts in the knowledge base and include the directly linked concepts. For example, in [1] the authors present an expansion method that uses the anchor text of a hyperlinked document to enrich the queries.

In this paper, we propose a novel query expansion which uses a hybrid input in the form of a query phrase and a context, which are a set of keywords and a short natural language description of the query phrase, respectively. Our method is based on the combination of both a lexical and topological analysis of the concepts related to the input in the knowledge base. We differ from previous works because we are not considering the links of each article individually, but we are mining the global link structure of the knowledge base to find related terms using graph mining techniques. With our technique we are able to identify: (i) the most relevant concepts and their synonyms, and (ii) a set of semantically related concepts. Most relevant concepts provide equivalent reformulations of the query that reduce the vocabulary mismatch. Semantically related concepts introduce many different terms that are likely to appear in a relevant document, which is useful to solve the lack of topic expertise and also disambiguate the keywords.

We summarize the main contributions of this paper as:

1. We use a flexible hybrid search input that combines keyword search and short natural language descriptions, for searching in collections with short texts.
2. We propose a technique to construct synonym phrases

that are equivalent to those introduced by the user.

3. We propose a graph mining technique that converts the hybrid search input into a map of paths between concepts in a knowledge base.
4. We propose a community detection algorithm that is able to extract semantically related concepts and disambiguate the semantic topic of the query. To our knowledge, this is the first query expansion proposal using topological information and, specifically, a community detection algorithm.
5. We show the impact of our technique, which increases the precision obtained by pseudo-relevance feedback methods. Also, we show the robustness of our proposal even in the lack of context scenario.

The techniques presented in the paper have been tested with two different knowledge bases (English Wikipedia and Simple Wikipedia). We found significant improvements, up to 27% relative improvement in the precision, for both knowledge bases with respect to a state of the art search engine. According to our experiments, the use of richer knowledge bases for extracting semantically related terms also improves the precision of the system.

The remainder of the paper is organized as follows: in Section 2, we present an overview of our method. In Section 3, we describe the lexical based expansion of the original query phrase. We present the topological based expansion in Section 4. In Section 5, we present the results obtained. We review literature on query expansion and the usage of external data sources in Section 6. Finally, in Section 7, we propose the future work and conclude.

2. MASSIVE KEYWORD EXPANSION USING A KNOWLEDGE BASE

2.1 Knowledge base expansion

Search sessions usually consist on a sequence of interactions with the search interface where the user modifies an original query by adding and removing keywords to improve search results [22]. This process is iterated by the user until the keywords introduced have enough coverage and are not ambiguous to the search engine. Although this process has become the *de facto* search technique, this refinement and enrichment process is not straightforward. Humans usually introduce few words and are not willing to use complex queries, which produces many trial and error iterations and long search sessions.

We illustrate this difficulty with an example query from the experimental dataset used in this paper that looks for “boxing match” pictures. If the user is not familiar with the topic of the query, it is not easy to provide additional keywords that improve the search results. But, this information is available in a knowledge base, such as Wikipedia, if the system is able to identify the user search intentions. Note that knowledge bases do not offer always a direct mapping of keywords and concepts. For instance, the English Wikipedia has more than ten entries in the disambiguation page of “Boxing” including sports, computer science topics,

	Symbol	Description
Fundamental Objects	t	Term t .
	$\rho = t_1 t_2 \dots t_n$	Phrase, i.e. an ordered list of terms. $ \rho = n$
	$Q = [\langle w_1, \rho_1 \rangle, \dots, \langle w_q, \rho_q \rangle]$	Q is a query, i.e. a set of pairs $\langle \text{weight}, \text{phrase} \rangle$.
	$Q_X(\rho_i) = w_i$	Function that returns the weight associated with ρ in Q_X .
	Ψ	Set of existing phrases in the documents collection.
Synonyms	$s(t) = \{s_1(t), s_2(t), \dots\}$	It is the collection of all the synonyms of t .
	$s(\rho) = \{s_1(\rho), s_2(\rho), \dots\}$	It is the collection of all the synonyms of ρ .
Instances	θ	Original phrase, introduced by the user.
	κ	Context phrase, introduced by the user.
	Q_O	Original query.
	Q_C	Context query.
	Q_L	Lexical query.
	Q_T	Topological query.
Wikipedia Objects	a	Wikipedia article.
	a^T	Phrase that is the title of article a .
	a°	Set of articles that are a Wikipedia redirect of a .
	R_θ	Relevant articles for θ .
	R_κ	Relevant articles for κ .
Graph Structures	$P = a_i \rightarrow \dots \rightarrow a_j$	Path between a_i and a_j .
	K	Community of articles.
	$\tau(P)$	Score of P .
	$\tau(K)$	Score of K .
	h	Hierarchy of phrases.

Table 1: Table of symbols.

holidays, locations and songs. Using the connections between the articles, our system suggests keywords that are related to the boxing vocabulary such as “boxing punches” or “heavyweight boxing”, or boxers such as “Edison Pantera Miranda” or “Tommy Farr”.

Even if the user is an expert on the topic and can suggest the keywords, it is also necessary to express the relevance of the keywords for the query. Some elements are more relevant than others. Although a relevant document about “boxing” may contain the word “punch”, the former term should have a relevance larger than the latter because it is closer to the information needed by the user. We also analyze the topological structure of the relations in the knowledge base to compute distance measures and decide which terms are more relevant for the query.

2.2 System overview

In this paper, we follow a hybrid query input where the user provides a query phrase (θ), which is a set of keywords, and complements it with a context (κ), which is a description in natural language of the query. Our objective is to provide an enrichment procedure that is able to take such an input and use a knowledge base to introduce a large set of terms that improve the precision and the coverage of the system. We summarize the notation used in this article in Table 1.

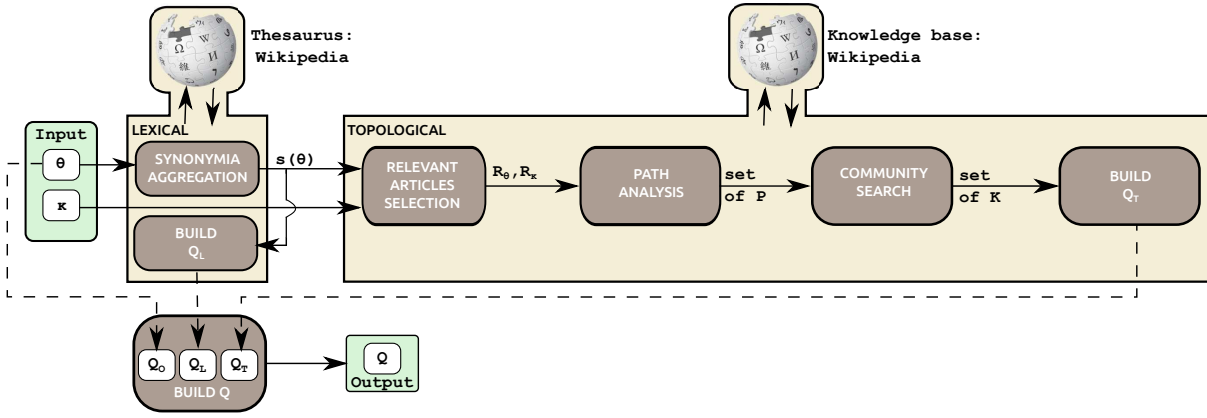


Figure 1: Query extension pipeline.

In Figure 1, we depict the query expansion architecture. First, θ is processed by the lexical block that builds a lexical query expansion (Q_L). The lexical expansion identifies concepts of the knowledge base that are synonyms of the query and, after disambiguating them, includes them as phrases in Q_L . This type of expansion is aimed at finding terms that have the same meaning as those introduced by the user.

The second block performs a topological expansion, using both θ and κ , that finds concepts that are likely to appear in documents relevant to the query. This block finds concepts in the knowledge base that are relevant to the query and the context, and connects them with paths using the knowledge base relations among concepts. The most relevant paths are used as seeds of a community search algorithm that finds the closest concepts to those in the path. From these communities, the system builds the topological expansion Q_T .

In this paper, we are using Wikipedia as the knowledge base. We define each Wikipedia article as a concept. In our system, each concept has an associated phrase that corresponds to the title of the article. For the articles that are pointed by redirect pages, the whole set of redirects is considered to describe the same concept. One concept is related to another if a link in the text of the article contains a link to the other article. This model builds a graph structure where nodes are the Wikipedia articles that are connected with edges that represent links. Any knowledge base that is described as a graph of concepts with relations, such as Yago [24] or DBpedia, could be used for the purpose.

In order to illustrate the combined action of the two types of enrichment blocks, we will use the following example from the experimental section:

θ =colored Volkswagen beetles
 κ =Volkswagen beetles in any color
 for example, red, blue, green or yellow.

In this example, some of the previous difficulties appear. First, the term **beetles** is by itself ambiguous. In order to disambiguate the query, the system should relate it to the term **Volkswagen** and locate the concept **Volkswagen Beetle**. Note that the concept in our knowledge base is called

“Volkswagen Beetle” and not “Volkswagen beetles” as it appears in θ , and thus the system should relate both concepts in order to avoid locating a Volkswagen car with beetles. Second, the user introduced few words and, as we will see later, some additional keywords can enhance the number of relevant documents retrieved.

3. LEXICAL ENRICHMENT

In this block, we use the information of Wikipedia as a thesaurus in order to extract information from θ from a lexical point of view. We compute synonyms for θ based on an exact matching of the terms with the thesaurus, and then, we build a lexical query, Q_L .

3.1 Synonymic Aggregation with Wikipedia

This phase computes $s(\theta)$, which is the collection of all the synonyms of θ . First we compute the synonyms of each term, one by one, using the redirects of Wikipedia. Given a term t , the process retrieves (if it exists) the article a from Wikipedia whose title a^T is equal to t , i.e. $a^T = t$. Then, the synonyms of t are the titles of the redirects of a . We only add the redirects of articles which are formed by a single term, in other words, $s(t) = \{x^T : x \in a^\circ, a^T = t, |x^T| = 1\}$. Note that we look only for term-to-term synonyms in order to preserve the original structure of θ . Also, note that this module provides synonyms without knowledge of the language of the search (plurals, verb forms, declensions, acronyms, etc.) because it is based on exact matching of terms and article titles.

The synonym of the input phrase, $s(\theta)$, is built as all the combinations of term synonyms respecting the original order of the terms in θ :

$$s(\theta) = \{s_j(\theta_1) \dots s_l(\theta_n) : 1 \leq j \leq |s(\theta_1)| \dots 1 \leq l \leq |s(\theta_n)|\}$$

3.2 Lexical Query Building

We build query Q_L as a set of pairs $\langle \text{weight}, \text{phrase} \rangle$ where the phrase in $s(\theta)$ exists in the document collection, Ψ . In other words, phrases that are used to build Q_L must match exactly with at least one phrase in one of the documents of the document collection. We set equal weights to all the synonyms in the lexical query:

$$Q_L = \left\{ \langle w, s_i(\theta) \rangle : s_i(\theta) \in \Psi, w = \frac{1}{|Q_L|} \right\}$$

The resulting lexical query for our example is:

$$Q_L = \{ \langle 0.5, \text{volkswagen beetle} \rangle, \langle 0.5, \text{vw beetle} \rangle \}$$

which is the result of replacing the term **Volkswagen** by its acronym **vw** and the term **beetles** is replaced by its singular form **beetle**.

If no phrases from $s(\theta)$ exist in the documents collection, then the lexical expansion is simply $Q_L = \emptyset$. For those cases where the introduced keywords do not perform exact matches, we rely on the expansion performed in the topological block that analyzes the relations between concepts of the knowledge base.

4. TOPOLOGICAL ENRICHMENT

In this block, we use the topology of the knowledge base in order to extract information about the relation among articles in order to find those that represent better the intent of the original query.

4.1 Relevant article selection

We create two sets of relevant articles. One set is derived from the original query phrase R_θ and the other from the context R_κ .

We obtain R_θ from the synonyms of the query $s(\theta)$. For each phrase in $s(\theta)$, we obtain all the *bigrams*. In the example, the *bigrams* of θ are $\{\{\text{colored Volkswagen}\}, \{\text{Volkswagen beetles}\}\}$. Then, we retrieve the relevant articles from Wikipedia using phrase matching queries, one query for each *bigram*. The set of relevant articles is complemented with the articles that contain in their title the words (*unigram*) of each phrase in $s(\theta)$.

We construct R_κ similarly and derive the set of relevant articles as explained before.

Figure 2 shows an example of the relevant document sets. Each circle represents a document and the connecting arrows indicate that there is a link between them. In general, $|R_\theta| < |R_\kappa|$ because κ is usually a larger description than θ . Since κ and θ are related it is also expected the two sets share a significant number of Wikipedia pages. In the example, pages **h** and **g** belong to R_θ and also to R_κ .

4.2 Path analysis

Both R_θ and R_κ , may contain irrelevant concepts that have been selected due to the ambiguity of the terms in θ and κ . This phase builds a conceptual map between the terms in order to disambiguate them with the aid of the knowledge base, and hence derive the meaning intended by the user.

For each concept in R_θ , the system computes the shortest path that reaches a concept in R_κ . The shortest path represents the most direct way to connect a particular article from R_θ to the articles in R_κ and therefore we reduce the risk of selecting paths formed by articles that do not correspond to the real meaning of θ .

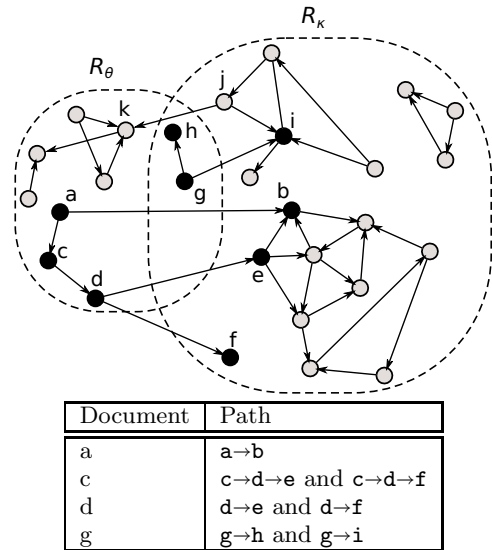


Figure 2: Shortest paths from each document in R_θ .

In Figure 2, we depict an example where nodes represent articles from Wikipedia within R_θ or R_κ . Darker nodes represent articles that are part of at least one shortest path between the two sets. In the table of the figure, we show all the shortest paths between each article of R_θ and R_κ . Note that the initial and the final node of a path must be two different nodes, even if they are in the overlap of the sets. Note also that, for one initial node, it may exist more than one path. For example, there are two shortest paths that start from **g** and reach nodes in R_κ : one goes to **h** and the other goes to **i**. Paths that go from R_κ to R_θ , such as $j \rightarrow k$, are not considered.

Once all paths are computed, they are ranked in a descending order based on the score of each path. Given a path of Wikipedia pages $P = a_1 \rightarrow a_2 \rightarrow \dots \rightarrow a_s$, its score is $\tau(P) = (\sum_{i=1}^s \lambda(a_i^T, \theta) + \lambda(a_i^T, \kappa)) / s$, where $\lambda(\rho_x, \rho_y)$ is a function that counts the number of terms in the intersection between ρ_x and ρ_y . We select the paths with the highest score and dismiss the rest of them.

For the example query, the system finds 182 shortest paths using the English Wikipedia. Among them, nine score $3/2$ that is the top score:

```
volkswagen→volkswagen beetle
volkswagen fox→volkswagen beetle
volkswagen passat→volkswagen beetle
volkswagen type 2→volkswagen beetle
volkswagen golf→volkswagen beetle
volkswagen jetta →volkswagen beetle
volkswagen touareg→volkswagen beetle
volkswagen golf mk4 →volkswagen beetle
volkswagen beetle→volkswagen transporter
```

The first path in the list is specially relevant because it connects the generic concept **Volkswagen** to the most specific context **Volkswagen Beetle** and both are related to θ . The rest of the paths are also good because they have disambiguated the term **beetle** and connect specific models of

Input: Path P

Output: Community associated to a path P

```

K.add(P.getArticles());
repeat
  currentWCC ← WCC(K);
  repeat
    bestWCC ← |K| * currentWCC;
    bestCandidate ← NULL;
    candidates ← neighbors(K);
    foreach Article c in candidates do
      wcc ← WCC(K ∪ c);
      if (|K| + 1) * wcc > bestWCC then
        bestWCC ← (|K| + 1) * wcc;
        bestCandidate ← c;
      end
    end
    if bestCandidate ≠ NULL then
      K ← K ∪ bestCandidate;
    end
  until bestCandidate = NULL;
  repeat
    modified ← false;
    foreach Article a in K do
      if WCC(a, K) <  $\frac{WCC(K)}{4}$  then
        K ← K \ a;
        modified ← true;
      end
    end
  until modified=false;
until currentWCC = WCC(K);

```

Algorithm 1: Average WCC maximization for K .

Volkswagen with the model that we are interested in, Volkswagen Beetle.

4.3 Community search

In this phase, the system enriches the previously computed paths with articles that are closely related. The most direct solution would be to enrich the path with all the neighbors of the Wikipedia articles. However, this naive solution does not work because it introduces articles that are loosely related to the path. Wikipedia articles have typically many links, and many of them refer to topics that have some type of relation but semantically are very distant. We implement a community search algorithm to distinguish the semantically strong links from the weak ones.

A community in a graph is a set of closely linked nodes which are similar among them but are different from other nodes in the rest of the graph. We detect the communities by a process that maximizes the Weighted Community Clustering (WCC, [21]) of a set of nodes. The $WCC(x, K)$ is a metric that measures if a vertex x fits in a community K based on the number of shared transitive relations (triangles) that x has with the community. A large number of shared triangles indicates a strong relation between the nodes [21]. The WCC of a community K , $WCC(K)$, is defined as the average of the WCC of the nodes in the community, i.e. $WCC(K) = \sum_{x \in K} WCC(x, K) / |K|$.

Algorithm 1 describes our process to maximize the WCC of a community around a path. The process of creating a community around each path has two main parts: (i) adds vertices to the community while the sum of WCC increases; and (ii) removes vertices while the average of WCC increases. In more detail, we start with a community K whose vertices are the articles in one path. Then, we set the neighbors of the community members as a candidate set. For each candidate

n , we check whether it increases the total WCC of K . At the end, we add the article that produces a larger increase in the WCC. We keep adding vertices in K while we are able to increase the WCC. Finally, we remove the articles that have a WCC below $1/4$ of the average WCC of K . The process is repeated until the WCC is not improved in one iteration. The process is guaranteed to terminate because the WCC of a community is a number between 0 and 1 and our algorithm improves the WCC of K in each iteration.

Once the communities have been created, we rank them in a descending order based on the score of each community, similarly to the selection of the paths. Given K a community of articles, its score is $\tau(K) = \sum_{a \in K} \lambda(a^T, \theta) + \lambda(a^T, \kappa)$. We select the communities with the highest score and dismiss the rest of them.

4.4 Topological Query Building

In this step, the system builds Q_T , which scores the relevance of the articles in the communities already found.

For each community K found in the previous step, we build a hierarchy h , which is rooted on the terms given by the user. The articles are scored according to the height in the hierarchy. The first level of h is formed by the terms in θ . The second level of the hierarchy is formed by the articles whose title contains all the terms in θ . In other words, we include in the second level the articles a such that $a^T \cap \theta = a^T$. The i -th level of a hierarchy of L levels (for $2 < i \leq L$) is formed by the articles that have a link from an article in the $(i - 1)$ -th level. The weight of the article a that is in the level i of h , $w(a, h)$, is computed as $w(a, h) = L - i / L - 1$. Articles that do not fit the previous conditions are removed from the hierarchy. The articles placed at the top level of the hierarchy have a weight equal to 1 and the articles at the last level of the hierarchy have a weight equal to 0. Note that we are restrictive with the second level of the hierarchy, because if no article is selected in it, then all articles have a weight equal to 0.

We consider all the redirects of a Wikipedia article as semantically strongly related to the original article, and thus, we use the redirects as expansions, too. If the community from which the hierarchy is created contains an article whose title is equal to a term in θ , then the weight of that term within the hierarchy is calculated as the addition of the weight of the term in the first level and the weight of the articles within the second level.

The topological expansion, Q_T is constructed from the combination of the hierarchies. Let H be the set of hierarchies, we average the weight of the articles across all the hierarchies where the article is present:

$$Q_T = \left\{ \langle w_\rho, \rho \rangle : \rho = a^T, w_\rho = \frac{\sum_{h \in H} w(a, h)}{|H|} \right\}$$

Following the previous example, the articles selected from the English Wikipedia, sorted by weight are: Volkswagen, Volkswagen Beetle, German cars, Volkswagen group, etc. The expansion is formed by 1,125 unique articles, each of which formed by 2.40 terms on average. For simplicity, we do not show the phrases that come from the titles of redirects.

```

Query Expansion for topic 71
#weight(
  α(#combine(colored Volkswagen beetles))
  β(#weight(1.0#od2(vw beetle)))
  γ(#weight(
    0.60(volkswagen)0.33(beetle)
    0.33(colored) 0.14#uw2(volkswagen beetle)
    0.13#uw2(german cars)
    0.13#uw2(volkswagen group)
    [...]))))

```

Figure 3: Indri representation of the query expansion of query 71. #weight, #combine, #odN, and #uwN are part of Indri query language.

For example, the article **Volkswagen Beetle** has 39 redirects including plurals, abbreviations (**vw bug**), other phrases to refer the same concept (**VW Type 1**) or even frequent misspellings (**Volkswagen Beatle**). The terms shown allow us to observe that the topic **Volkswagen Beetle** has been disambiguated and that, due to topological properties, phrases such as **German cars** or **Volkswagen Group** are added. With smaller weights than for previous articles, we also obtain articles as **Volkswagen New Beetle**, which is a newer version of Volkswagen Beetle, **Wolfsburg**, which is the city where the beetle cars were manufactured, **Baja bugs**, which refers to an original Volkswagen Beetle modified to operate off-road (open desert, sand dunes and beaches) or **Cal Look**, name used to refer to customized version of Volkswagen Beetle cars that follow a style oriented in California in 1969. Many of the terms selected correspond to terms that are not likely introduced by the user, because although they may appear in relevant documents, they are not known by the user or require a research effort to the user.

4.5 Query Building

In this step, we describe a process to transform the expansions found in the previous blocks to a query that can be computed by an information retrieval engine that supports phrase matching and weighted terms. We combine the queries Q_O , Q_L and Q_T with the weights α , β and γ factors, respectively. We express the final query Q as a structured query ϱ , that combines proximity and belief operators [14] on Q_E :

$$Q = \varrho(W, Q_E) : W = \langle \alpha, \beta, \gamma \rangle, Q_E = \langle Q_O, Q_L, Q_T \rangle$$

Figure 3 shows the structured query Q for the example in Indri notation. In Indri, we express Q_O as an unigram weighted with α , Q_L as a set of exact matching phrases weighted with β , and Q_T as a set of unordered matching phrases weighed with γ .

If we compare Q_O and Q_E , we observe that not only the concept **Volkswagen Beetle** is clearly identified, but some other related terms are incorporated. For example, the concept **german cars** is obtained thanks to the topological structure of Wikipedia. It would be very difficult to derive this phrase from θ without a knowledge base.

5. EXPERIMENTS

5.1 Experimental setup

We test our query expansion method using the resources provided in the ImageCLEF 2011 Wikipedia CLEF track. The test image collection contains 237,434 images downloaded from Wikipedia, which have short descriptions as metadata. Approximately, 60% of these descriptions contain texts in English. The test collection also provides fifty queries. Each query consists of a set of keywords, a brief description in natural language, and a set of relevant images in the test collection. In these experiments we use two sets of stop words. The first set is a collection of typical English stop words collection. The second set of stop words contains words that refer to the visual conditions such as colors, positions and shapes which our system is not able to process due to the lack of an image processing module.

We test our query expansion engine with two knowledge bases. The first one is the Simple Wikipedia, built from the dump on April 8th, 2012. It contains 112,525 articles, of which 31,564 are redirects, and 1,213,460 links among articles. The second one is extracted from the English Wikipedia, built from the dump on July 2nd, 2012. It contains 9,483,031 articles, of which 3,3343,856 are redirects, and 99,675,360 links among articles. Both Wikipedia graphs are loaded and processed using the DEX graph database [13].

In our experiments, we used Indri¹ as the search engine that processes the query and retrieves the images from the collection of images. Indri is a state of the art open-source search engine that provides phrase matching, term proximity, explicit term/phrase weighting and the usage of pseudo-relevance techniques.

We set the factors α , β and γ to 0.08, 0.05, 0.87, respectively, based on our own experience configuring the system. From now on, consider $W = (0.08, 0.05, 0.87)$. Note that the value given to the phrases obtained through the topological expansion has one order of magnitude more importance than for the rest of factors.

5.2 Results

5.2.1 Retrieval precision

In these experiments, we measure the precision improvement obtained by the lexical and the topological extensions using our full query expansion system. We compute the precision at three different levels. The results of the experiments are in Table 2.

We set three baselines. The first baseline, $\langle Q_O \rangle$, is a traditional search engine that relies on the small set of keywords introduced by the user. The second baseline, $\langle Q_O, Q_C \rangle$, includes the keywords and the short description of the user. We build Q_C , as the set of all terms that appear in the context with equal weights. The third baseline, PRF, applies pseudo-relevance feedback, implemented by Indri, over Q_O .

Table 2 shows the results for our baselines (Base), and the results of expanding the query phrase by using the English Wikipedia (English) and the Simple Wikipedia (Simple) as our thesaurus and knowledge base. For each Wikipedia, we

¹<http://www.lemurproject.org/indri>

	Configuration Q_E	P@1	P@10	P@20
Base	$\langle Q_O \rangle$	0.460	0.338	0.238
	$\langle Q_O, Q_C \rangle$	0.320	0.260	0.198
	$Q_O + PRF$	0.400	0.346	0.283
Simple	$\langle Q_L \rangle$	0.140	0.076	0.055
	$\langle Q_T \rangle$	0.500 *	0.362 **	0.278 † **
	$\langle Q_O, Q_L \rangle$	0.480 *	0.358 **	0.255 *
	$\langle Q_O, Q_T \rangle$	0.540 **	0.352 **	0.276 † **
	$\langle Q_O, Q_L, Q_T \rangle$	0.540 **	0.360 **	0.281 ††**
English	$\langle Q_L \rangle$	0.160	0.104	0.074
	$\langle Q_T \rangle$	0.500 **	0.400 † **	0.296 ††**
	$\langle Q_O, Q_L \rangle$	0.460 *	0.368 † **	0.259 *
	$\langle Q_O, Q_T \rangle$	0.560 † **	0.394 † **	0.285 † **
	$\langle Q_O, Q_L, Q_T \rangle$	0.560 **	0.416 ††**	0.303 ††**

Table 2: P@1, P@10 and P@20 with different configurations of Q_E . †/†† and */ indicate statistically significant improvements over the $Q = \langle Q_O \rangle$ and $Q = \langle Q_O + Q_C \rangle$ configurations at the significance levels 0.05/0.01 respectively, using a paired t-test.**

show the results of the lexical expansion alone $\langle Q_L \rangle$, the topological expansion alone $\langle Q_T \rangle$, the lexical $\langle Q_O, Q_L \rangle$ and topological expansion $\langle Q_O, Q_T \rangle$ with the original keywords, and the full query expansion as $\langle Q_O, Q_L, Q_T \rangle$. For each Wikipedia, the best result is in bold.

Our results show that the direct usage of the context reduces the precision of the system. The reason is that the context is a short natural language description of the search, which is intended to be read by humans. In such descriptions, not all terms have equal relevance. For example, proper nouns are often more important than adverbs, and also some words, such as *thing* or *object*, are used as wild cards that are not likely to appear in relevant documents.

In our setup, pseudo-relevance feedback, $Q_O + PRF$, does not contribute to improve the precision with respect to $\langle Q_O \rangle$. PRF consists in assuming that the top results, obtained by running the original query, are correct. Then, those results are used in order to extract the expansion terms and to reformulate the original query. In the test setup, the images in the document collection often have very short descriptions, and thus the number of cooccurrent terms retrieved by PRF techniques is sparse and not effective. This experience justifies the need for more complex query expansion techniques that are not based on word cooccurrence, in contrast to pseudo-relevance feedback.

Since the performance of $\langle Q_O, Q_C \rangle$ and $Q_O + PRF$ is worse, or not significantly better, than simply using $\langle Q_O \rangle$, in the rest of the paper we focus our performance results on the comparison with the keyword only configuration.

The results show that the use of either Simple or English Wikipedia (graph knowledge bases) for query expansion turns into an improvement in the performance. However, there are differences between the usage of either. Better results are

achieved for the English one, which is larger and contains more concepts and links among them. That shows that our system is not only able to deal with large amounts of information but to benefit from it. Let us, from now on, focus on the use of the English Wikipedia.

The proposal that uses all the expansions described in the paper, $\langle Q_O, Q_L, Q_T \rangle$, achieves the best precision at all the levels measured. In Table 2, we show that this configuration obtains statistically significant improvements for all the precision levels with a standard confidence level 0.05. For the case of confidence level 0.01, we have similar results for P@10 and P@20.

According to the results, both Q_L and Q_T , combined with Q_O , contribute to improve the quality of the results for all the levels of precision. It is specially remarkable the contribution of Q_T . The stronger boost of Q_T over Q_L is explained for two reasons. (i) In our experimental environment, we measured that the system found a Q_L expansion for 32% of the run queries. The rest of the runs were done with $Q_L = \emptyset$. And, (ii) Q_T introduces many semantically related terms and is not restricted by synonymia like Q_L . Therefore, the number of terms introduced is larger. The P@10 and P@20 scenarios benefit more from this larger topological expansion because they include more variants of the keywords, which improves the recall of the system.

In Figure 4, we compare the images retrieved for the baseline Q_O (in the top rows of the figure) and the images retrieved in case of running $\langle Q_O, Q_L, Q_T \rangle$ (in the bottom rows of the figure) for the Volkswagen Beetle example. On the one hand, the baseline is not able to disambiguate the term *beetles* retrieving results mostly related to bugs due to the ambiguity of the term. On the other hand, after the query expansion process, the word has been clearly disambiguated. The disambiguation has been possible due to the identification of the concept *Volkswagen Beetle* and the addition of related terms that refer to variants of the model (e.g. 2nd image corresponds to a Volkswagen New Beetle) or customized versions (e.g. 8th image corresponds to a Cal Look Volkswagen). Among the pictures retrieved by our proposal, the 7th picture of our system is considered incorrect, although it is clearly a car of the desired model. The reason is that the query phrase (θ) explicitly indicates that the car must be colored, and the car of the picture is white. The current version of our system does not include an image processing module, and thus we cannot avoid this type of error unless the image is annotated with such information.

5.2.2 Analysis of the expanded queries

The construction of our expanded query relies on three queries: Q_O , Q_L and Q_T . Q_O is obtained directly from the original query phrase (θ), and, thus, it needs no further analysis.

As already explained, Q_L is created from the synonyms of θ that exist in Ψ . Using this method, the system is able to obtain synonyms for 32% of queries. We observed that this process is very reliable because among all the computed Q_L , 100% of them were correct redefinitions of the query intentions. Note that the building process can extract phrases that are not titles or redirects in Wikipedia, as described in Section 3.2. We found that 70% of the lexical query expansion

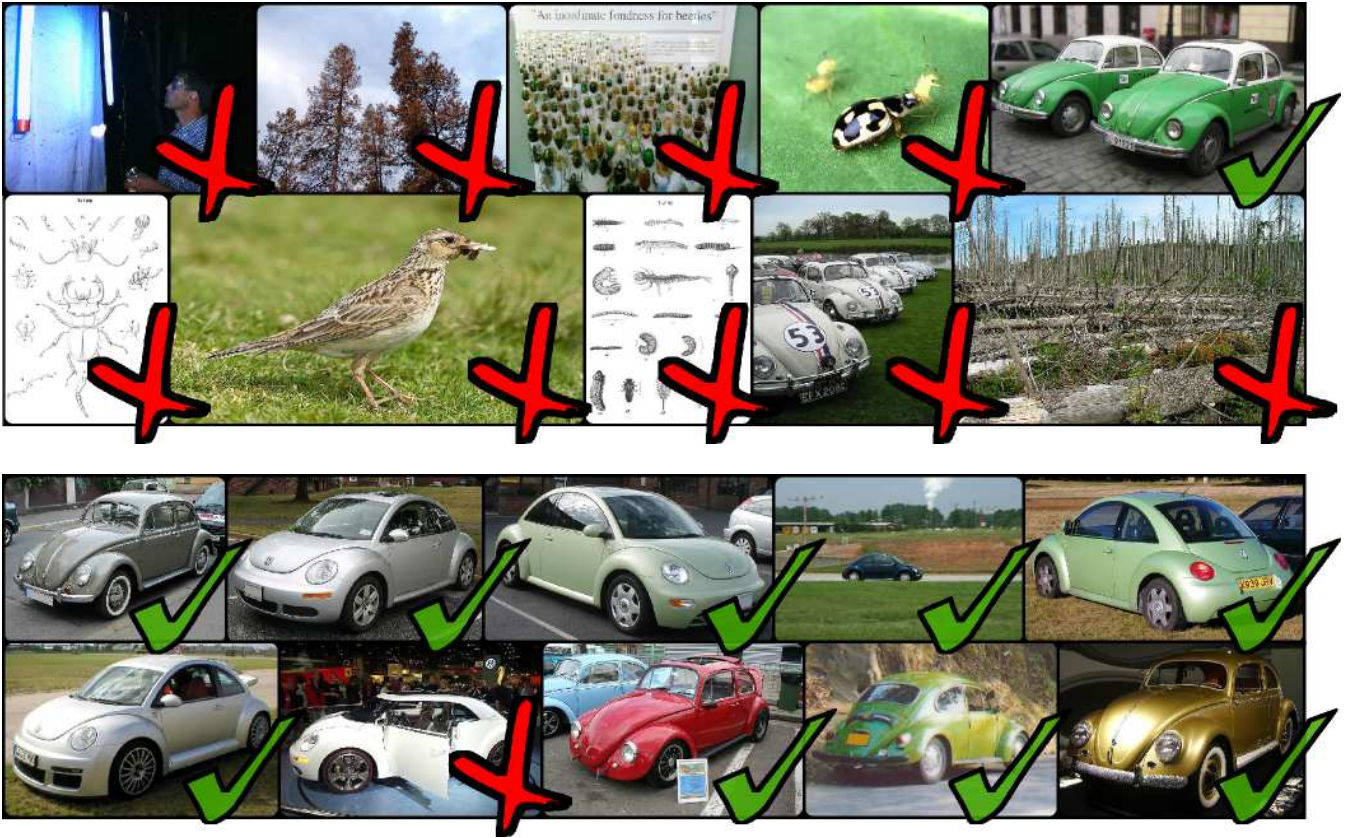


Figure 4: (color online) Top rows: Images retrieved without query expansion ($Q_E = \langle Q_O \rangle$). Bottom: Images retrieved with query expansion ($Q_E = \langle Q_O, Q_L, Q_T \rangle$) for Query Topic 71. Results are ranked from left to right, and from top to down.

sions contain at least one phrase which is not an article in the English Wikipedia.

In Table 3, we show some examples of lexical query expansions that are not coincident with an article of Wikipedia. In the examples, the lexical query has disambiguated the real intent of the user. Results show that the lexical query is useful in order to identify an entity within θ , as for example “skeleton of dinosaur”. Other kinds of phrases that are contained in the lexical expansion are those that come from applying linguistic inflections to a given term (e.g. the term **flag** has become **flags**), introducing misspellings to the given terms, using translations to other languages for a given term (e.g. the terms **carnival** has been translated into german as **karneval**), or replacing a term with its acronym (as seen in Section 3, the term **Volkswagen** has become **vw**). The lexical expansion is relevant for our expansion method because it introduces complex phrases which do not always correspond to the title of the articles in Wikipedia, and hence, would not be included through the topological expansion.

The topological query, Q_T , is built from the titles of the articles within the selected communities. For our test sets, the system found at least one community for 80% of the tested queries. Out of those communities, 85% were communities semantically related with the intent of the user and 15% were

wrong. Note that in this query set of ImageCLEF, most of the queries contain at least an ambiguous word. In Table 4, we show some phrases of the topological queries that improve the original query phrase. We underline the phrases that are main articles in the English Wikipedia, and the rest are redirects to these articles. In order to facilitate the reading, we classify the topological expansions in two columns: concepts that are reformulations of the query intentions, e.g. in query 80 gray wolf is an entity that instances the term **wolf**; and phrases that are likely to appear in the same result document because of semantic relation, e.g. in query 110 William Shew is a famous daguerrotype portrait artist.

Table 4 shows also the precision for these queries with and without expansion. We observed that the expansions provided relevant results to queries that initially had no relevant result, going from 0.0 to 0.9 in some cases. We also see that our query expansion method is also effective for easy queries, which have better results than the average, e.g. query number 100, where the system locates three new relevant results.

Regarding the 15% of queries which have non semantically related communities, the query expansion only reduces the quality for one of them. The reason is that these queries were difficult in their original formulation, and were below the average precision and originally returned few relevant results

ID	Original Query Phrase	P@10	Topological expansions		#Phrases	P@10
			Concept reformulations	Semantically related		
80	θ =wolf close up	0.0	<u>gray wolf</u> , wolf, wolve, timber wolves, gray wolf, wuff, canis lupus, gray wolves, grey wolf, <u>tundra wolf</u> , <u>ezo wolf</u> , <u>canis dirus</u> , <u>ethiopian wolf</u> , siminean jackal, <u>red wolf</u> , <u>hudson bay wolf</u> , hudson wolf	wolf evolution, canidae, <u>mammal</u> , mamalian, <u>coyote</u> , <u>carnivora</u> , <u>animal</u>	299	0.9
101	θ =fountain with jet of water in daylight	0.0	<u>fountain</u> , fountains, water fountains, wall fountain, water fountain, spray fountains fountain pump, waterfountain	<u>water</u> , adams ale, drinking fountains, liquid water, water projects	67	0.6
110	θ =male color portrait	0.0	<u>portrait</u> , portraiture, ritratto, celebrity portrait, <u>portrait painting</u> , portrait-painter, <u>self-portrait</u> , autoritratto, <u>autoportrait</u> , <u>portrait photography</u>	<u>william shew</u> , <u>yevgeniy fiks</u>	52	0.5
100	θ =brown bear	0.6	<u>bear</u> , ursine, arctos, ursidae, ursoidea, bears, <u>brown bear</u> , mountain bear, wild bear, broan bear, american brown bears, <u>eurasian brown bear</u> , european brown bear, <u>brown bear</u> , caucasian bear, syrian himalayan brown bear	<u>asian black bear</u> , <u>tibetan blue bear</u> , <u>black bear</u> , <u>ursus minimus</u> , <u>caniformia</u> , <u>mammal</u> , <u>animal</u> , <u>asia</u> , <u>north america</u>	327	0.9

Table 4: Most relevant phrases in the topological query built from queries 80, 101, 110, 100. Phrases that are underlined come from articles in Wikipedia, phrases that are not underlined are come from their redirects.

ID	Original query phrase (θ)	Phrases in Q_L
72	skeleton of dinosaur	“skeleton of dinosaur”
108	carnival in Rio	“karneval Rio”, “carnival Rio”
118	flag of UK	“flags of uk” “flag of uk”

Table 3: Phrases of Q_L for ImageCLEF topics 72, 108 and 118.

with Indri. For example, query number 79: **heart shaped** is specially difficult because it describes an image abstraction with text, therefore, it has an strong visual component that our system is not able to deal with. The topological extension of this query, roots in the biological concept of heart and, consequently, it contains related phrases such as such as: **human heart**, **cardiac**, **circulatory system**, etc.

5.2.3 Contextless query expansion

In this section we discuss the robustness of our method in an scenario where context is missing. Although our system is able to use the short natural language descriptions, some search engines lack a context field. We set all the contexts of the query set as the original query: $\kappa = \theta$. This implies that the paths described in Section 4 are done within a single set.

Table 5 shows the precision of our method after the modifications. In this scenario, we observe that our method is still able to achieve an improvement of 17% in the best situation. Comparing Table 2 and Table 5, we observe that the context is specially useful in case of using the English Wikipedia, which is larger than the Simple Wikipedia. This implies that the usage of a query description is specially rel-

	Configuration Q_E	P@1	P@10	P@20
Base	$\langle Q_O \rangle$	0.460	0.338	0.238
Simple	$\langle Q_O, Q_L, Q_T \rangle$	0.540	0.360	0.271 [†]

Table 5: P@1, P@10 and P@20 with different configurations of Q_E . [†] indicates statistically significant improvements over the $Q_E = Q_O$ configuration at the significance levels of 0.05 using a paired t-test.

evant in case of using a large knowledge base, where input terms can be matched to more articles.

Our technique still works in the absence of a natural language context provided by the user. However, using a short description in natural language for the query allows the system to achieve a better performance.

6. RELATED WORK

Query expansion techniques can be classified according to the methods applied in order to obtain the expansion features, into several families [4]: linguistic analysis, query specific, query-log analysis, and linked data techniques.

Query expansion through **linguistic analysis** aims to extract the expansion features through the languages properties such as morphological, lexical, semantic or syntactic. These techniques expand each word of the original query independently of the fully query. Consequently, these query

expansion techniques suffer from word sense ambiguity [4]. Most traditional techniques of this family are based on stemming [20]. However, more exhaustive evaluations of stemming techniques reveal that is not always a good choice and sometimes effects negatively the precision of the expanded query [11]. More recent techniques that take into account morphological variants have been proposed [18]. Ontology analysis is also used in order to obtain the expansion features from a linguistic perspective [2] [19]. Ontologies range from general (e.g. WordNet [16]) to domain-specific (e.g. in the medical [8] and legal domains [8]). Query expansion through ontology analysis suffers from vocabulary mismatch between the original query terms and the concepts in the ontology.

Query specific techniques exploit the set of top ranked documents to iteratively apply relevance feedback techniques. The process can be improved by applying clustering techniques along the iterations[5].

Query expansion through **query-log analysis** intends to exploit the information in the logs, such as the click activity of the users. Logs contain two different types of valuable information for the query expansion problem. The first one is the transformations that user apply over the original query. In [3] and [23] the authors induce a graph representation of query transformations. This graph is then used to expand the queries. The second valuable information in the logs is the relation between queries and selected documents. In [6] the authors extract probabilistic correlations between query terms and document terms by analyzing query logs. These correlations are then used to select expansion terms for the expanded query. Query-log analysis has proved to be very useful to obtain high-quality query expansion. However it is an unfeasible technique when the system lacks large logs, as in the system that we are proposing here.

Linked data techniques take advantage of web and data corpora, similarly to the technique presented in this paper. Web data analysis, such as anchor texts (also known as hyperlinks or links), is also used as a source of information for query expansion. In [10] the authors show that anchor texts are similar to real queries regarding to term distribution and length. In [7], propose to use anchor text in the web to derive a simulated query log in a web test collection. Those techniques are orthogonal to those presented in the paper, and hence, we could add anchor analysis to provide more synonyms of the terms detected by our graph mining algorithm.

Corpus analysis is also used in query expansion techniques. The idea behind this family is to identify relevant information for the query. Wikipedia has become a frequent large corpus of information. For example, Egozi et al. [9] present an interesting technique for query rewriting based on explicit semantic analysis, where they postprocess queries obtained from pseudo-relevance feedback using a knowledge base. This technique depends on the quality of the pseudo-relevance feedback expansion, which is very poor in our document collection, as seen in Section 5. In [12] the authors propose a system in order to disambiguate the user’s intent linking each query to a concept within a map of concepts. The authors propose to preprocess Wikipedia pages in order to build the map of concepts, in contrasts to our proposal

which uses directly the content and structure of Wikipedia. Koru [17] is a search interface that exploits the content of the Wikipedia in order to derive a thesaurus. The basic idea is to use the articles from Wikipedia as building phases for the thesaurus, and its skeleton structure of hyperlinks to determine which phases are needed and how they should fit together. Note that in this proposal they need to derive a thesaurus from the content in Wikipedia. Our proposal differs from this approach because we use directly the information in Wikipedia and do not need to construct a thesaurus according to the its content. In [1], the authors propose a query expansion method for blog recommendation. Their method is based on the analysis of links. The anchor text of most important twenty links is used to expand the query which results in a significant improvement in terms of precision. Such an approach could be used in our work to rate the importance of the links, and then, include the strength of connections in our community detection algorithm. In contrast to previous works, in this paper we do not limit our analysis to direct links of the articles, but on the full topology of Wikipedia in order to identify articles that are related to the query.

7. CONCLUSIONS AND FUTURE WORK

In this paper, we have presented two novel contributions to the query expansion area. First, we have shown that the exploitation of contexts and knowledge bases leads us to smarter search engines that are better in terms of performance than traditional keyword based systems. However, contexts cannot be exploited naively. And thus, second, we have presented a new query expansion technique which uses the Wikipedia in order to disambiguate the query according to its context and complete it with semantically related terms to reduce word mismatch and topic inexperience. In this work, Wikipedia is not only used for disambiguating but it is also used in order to suggest new phrases that will be added to the original query from a lexical and a topological point of view. The combination of both types of phrases achieves significant better results. Our experiments also show a correlation between the precision of the system and the quality of the knowledge base, which suggests that the advances in creating more complete or customized knowledge bases will provide better search engines.

We have obtained significant improvements compared to the baseline using the path analysis of the Wikipedia and the proposed community search algorithm. However, we believe that some aspects of the knowledge base can be further exploited. For example, our current system does not differentiate among links. Some links appear in sections that are more relevant, or may have an special meaning such as indicating where a person is born or temporal information of an event. We believe that such knowledge could be introduced into the community detection procedures to improve the quality of the system.

8. REFERENCES

- [1] J. Arguello, J. Elsas, J. Callan, and J. Carbonell. Document representation and query expansion models for blog recommendation. In *ICWSM*, 2008.
- [2] J. Bhogal, A. MacFarlane, and P. Smith. A review of ontology based query expansion. *IPM*, 43(4):866–886, 2007.

- [3] P. Boldi, F. Bonchi, C. Castillo, D. Donato, A. Gionis, and S. Vigna. The query-flow graph: model and applications. In *CIKM*, pages 609–618, 2008.
- [4] C. Carpineto and G. Romano. A survey of automatic query expansion in information retrieval. *ACM Comput. Surv.*, 44(1):1, 2012.
- [5] Y. Chang, I. Ounis, and M. Kim. Query reformulation using automatically generated query concepts from a document space. *Inf. Process. Manage.*, 42(2):453–468, 2006.
- [6] H. Cui, J. Wen, J. Nie, and W. Ma. Probabilistic query expansion using query logs. In *WWW*, pages 325–332, 2002.
- [7] V. Dang and W. Croft. Query reformulation using anchor text. In *WSDM*, pages 41–50, 2010.
- [8] M. Díaz-Galiano, M. Martín-Valdivia, and L. López. Query expansion with a medical ontology to improve a multimodal information retrieval system. *Comp. in Bio. and Med.*, 39(4):396–403, 2009.
- [9] O. Egozi, S. Markovitch, and E. Gabrilovich. Concept-based information retrieval using explicit semantic analysis. *ACM Trans. Inf. Syst.*, 29(2):8, 2011.
- [10] N. Eiron and K. McCurley. Analysis of anchor text for web search. In *SIGIR*, pages 459–460, 2003.
- [11] S. Gauch, J. Wang, and S. M. Rachakonda. A corpus analysis approach for automatic query expansion and its extension to multiple databases. *ACM Trans. Inf. Syst.*, 17(3):250–269, 1999.
- [12] J. Hu, G. Wang, F. Lochovsky, J. Sun, and Z. Chen. Understanding user’s query intent with wikipedia. In *WWW*, pages 471–480, 2009.
- [13] N. Martínez-Bazan, M. Aguila-Lorente, V. Muntés-Mulero, D. Dominguez-Sal, S. Gómez-Villamor, and J. Larriba-Pey. Efficient graph management based on bitmap indices. In *IDEAS*, pages 110–119, 2012.
- [14] D. Metzler and W. Croft. Combining the language model and inference network approaches to retrieval. *Inf. Process. Manage.*, 40(5):735–750, 2004.
- [15] D. Metzler, S. Dumais, and C. Meek. Similarity measures for short segments of text. In *Advances in Information Retrieval*, pages 16–27. Springer, 2007.
- [16] G. Miller. Wordnet: A lexical database for english. *Commun. ACM*, 38(11):39–41, 1995.
- [17] D. Milne, I. Witten, and D. Nichols. A knowledge-based search engine powered by wikipedia. In *CIKM*, pages 445–454, 2007.
- [18] F. Moreau, V. Claveau, and P. Sébillot. Automatic morphological query expansion using analogy-based machine learning. In *ECIR*, pages 222–233, 2007.
- [19] R. Navigli and P. Velardi. An analysis of ontology-based query expansion strategies. In *ATEM*, pages 42–49, 2003.
- [20] C. Paice. An evaluation method for stemming algorithms. In *SIGIR*, pages 42–50, 1994.
- [21] A. Prat-Pérez, D. Dominguez-Sal, J. Brunat, and J. Larriba-Pey. Shaping communities out of triangles. In *CIKM*, pages 1677–1681, 2012.
- [22] C. Silverstein, M. Henzinger, H. Marais, and M. Moricz. Analysis of a very large web search engine query log. volume 33, pages 6–12, 1999.
- [23] Y. Song, D. Zhou, and L. He. Query suggestion by constructing term-transition graphs. In *WSDM*, pages 353–362, 2012.
- [24] F. Suchanek, G. Kasneci, and G. Weikum. Yago: a core of semantic knowledge. In *WWW*, pages 697–706, 2007.
- [25] M. Timonen. Term weighting in short documents for document categorization, keyword extraction and query expansion. 2013.