

# Stimulated Neutrino Transformation Through Turbulence

Kelly M. Patton,<sup>\*</sup> James P. Kneller,<sup>†</sup> and Gail C. McLaughlin<sup>‡</sup>

*Department of Physics, North Carolina State University, Raleigh, North Carolina 27695-8202, USA*

(Dated: June 7, 2019)

We derive an analytical solution for the flavor evolution of a neutrino through a turbulent density profile which is found to accurately predict the amplitude and transition wavelength of numerical solutions on a case-by-case basis. The evolution is seen to strongly depend upon those Fourier modes in the turbulence which are approximately the same as the splitting between neutrino eigenvalues and, unexpectedly, we also find a dependence upon the long wavelength modes when the ratio of their amplitude and the wavenumber is of order, or greater than, the first root of the Bessel function  $J_0$ .

PACS numbers: 14.60.Pq

## Introduction

The propagation of neutrinos and their associated flavor transformation is a fascinating problem with many applications. Often neutrinos are propagating through environments where the background potential is not smooth. Examples include propagation through the earth, the sun, supernovae, hypernovae, black hole accretion disks, compact object mergers, and the early universe. These environments have matter density profiles that fluctuate to varying degrees, with small fluctuations in the earth and sun [1, 2], and large, even turbulent fluctuations in supernovae [3, 4]. Fluctuations can occur on many scales in these complex environments, and it is important to understand which density fluctuation scales will influence neutrino flavor transformation.

The description of density fluctuations is often a Fourier decomposition into sinusoids, which will produce arbitrarily complicated density distributions depending on the number of modes used. The simplest case is that of a single sinusoidal perturbation super-imposed upon a constant density fluctuation. Neutrinos traveling through this potential can exhibit transitions between states called parametric resonances [5]. Parametric resonances are distinct from MSW-type transformations and occur not only when the scale of the sinusoidal fluctuation corresponds to the neutrino mass splitting, but also when it corresponds to harmonics of the mass splitting [4]. Although multiple sinusoids correspond to more realistic conditions, they have not yet been considered from the point of view of parametric resonances.

In this work we consider neutrino flavor propagation through complicated density profiles, testing examples of up to fifty sinusoids. We first present a numerical flavor transformation calculation through such a profile, then derive an analytic solution for the flavor transformation probability. Comparing this expression to the numerical flavor transformation calculations, we demonstrate that the analytic expression effectively predicts, on a case by case basis, neutrino flavor transformation probabilities as a function of distance. This expression also makes clear the most important density perturbation scales. Not only are the perturbations with wavelengths that

correspond to the neutrino mass splitting important, there are additional longer wavelength modes that, if present, can suppress the parametric resonance transitions. Thus, we show that for any problem involving neutrino flavor transformation through a medium, it is necessary to understand density fluctuations on two length scales: the scale of the neutrino mass splitting  $\lambda_{fluct,split} \sim 20 \text{ km} \left[ \left( \left( \frac{\delta m^2}{3 \times 10^{-3} \text{ eV}^2} \right) \left( \frac{20 \text{ MeV}}{E} \right) \left( \frac{\cos 2\theta}{0.95} \right) - 0.53 \left( \frac{\rho}{1000 \text{ g/cm}^3} \right) \right)^2 + 0.1 \left( \left( \frac{\delta m^2}{3 \times 10^{-3} \text{ eV}^2} \right) \left( \frac{20 \text{ MeV}}{E} \right) \left( \frac{\sin 2\theta}{0.3} \right) \right)^2 \right]$ , and the scale that corresponds to the amplitude of the density fluctuations  $\lambda_{fluct,ampl} \sim 800 \text{ km} \left( \frac{0.1}{C_\star} \right) \left( \frac{\rho}{1000 \text{ g/cm}^3} \right)$ .

## A Numerical Solution

The physical quantity we aim to calculate is the probability that an initial neutrino state  $|\nu(x)\rangle$  at  $x$  is later detected as the state  $|\nu'(x')\rangle$  at  $x'$ . This probability can be computed from the  $S$ -matrix which relates the initial and final neutrino states by the equation  $|\nu'(x')\rangle = S(x', x)|\nu(x)\rangle$ . The  $S$ -matrix evolves according to the differential equation

$$i \frac{dS}{dx} = HS \quad (1)$$

where  $H$  is the Hamiltonian. In the flavor basis  $H$  is given by  $H^{(f)} = U_0 K_0^{(m)} U_0^\dagger + V^{(f)}$  where  $U_0$  is the vacuum mixing matrix,  $K_0^{(m)}$  is the diagonal matrix of vacuum eigenvalues and  $V^{(f)}$  some ‘potential’. We shall assume the potential  $V$  possesses a ‘smooth’ component, which we denote by  $\check{V}$ , and a ‘perturbation’  $\delta V$ . With this assumption we can regroup the Hamiltonian into  $H = \check{H} + \delta V$ . We now enforce the requirement that the potential  $V$  is ‘MSW’ like in the sense that the only non-zero entry of  $V^{(f)}$  is  $V_{ee}$  and that the component  $\check{V}_{ee}$  is a constant,  $V_\star$ . We now focus upon the perturbation and consider the case where  $\delta V$  is built from a series of  $N_k$  sinusoidal fluctuations with wavenumbers  $k_{\star j}$ , amplitudes  $C_{\star j}$  and phase shifts  $\eta_j$ . Like  $\check{V}$ , we restrict ourselves to the case where only  $\delta V_{ee}$  is non-zero. In full the perturbation is written as

$$\delta V_{ee}(x) = V_\star \left\{ \sum_{a=1}^{N_k} C_{\star a} \sin(k_{\star a} x + \eta_a) \right\} \quad (2)$$

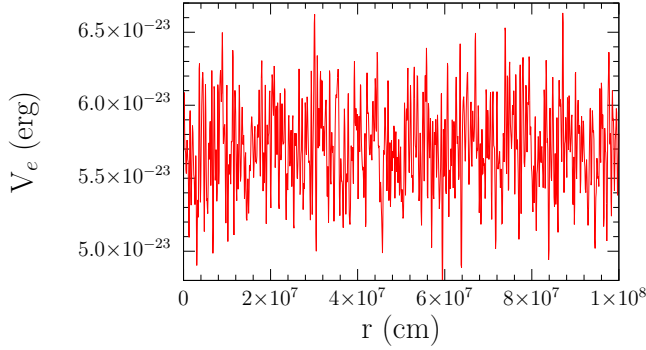


FIG. 1. A turbulent MSW potential. The mean  $V_\star$  of the potential is set to be one half the MSW resonance for a 20 MeV neutrino with mixing angle  $\sin^2 2\theta = 0.1$  and mass splitting  $\delta m^2 = 3 \times 10^{-3} \text{ eV}^2$ . The turbulence is composed of  $N_k = 50$  sinusoids using the algorithm described in the text.

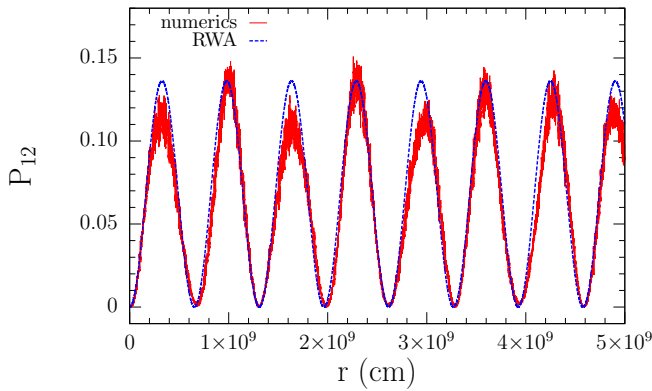


FIG. 2. The numerical solution for the transition probability between the unperturbed neutrino states through the potential shown in figure (1). The sinusoidal curve marked ‘RWA’ is an analytical prediction for the evolution.

Turbulence is often represented as a Fourier series of exactly this form with realizations generated by assigning random values for the amplitudes, wavenumbers and phase factors according to some algorithm. The phases  $\eta_a$  are typically uniformly distributed from zero to  $2\pi$  but the random amplitudes and wavenumbers are generated using algorithms that are functions of the power spectrum. Two commonly considered cases are the white-noise power spectrum and the case where the power spectrum is an inverse power law. In figure (1) we show a realization of the white-noise case using  $N_k = 50$  where the wavenumbers are uniformly distributed between  $0.0045 \text{ km}^{-1}$  and  $2.2 \text{ km}^{-1}$  and the amplitudes are uniformly distributed between 0 and 0.02. The

probability we report is the transition probability between the eigenstates of  $\check{H}$ . The eigenbasis of  $\check{H}$  - which we call the unperturbed matter basis, denoted by superscript  $(\check{m})$  - is related to the flavor basis by the unitary mixing matrix  $\check{U}$  defined by the requirement that it diagonalize  $\check{H}^{(f)}$  i.e.  $\check{H}^{(f)} = \check{U} \check{K}^{(\check{m})} \check{U}^\dagger$  where  $\check{K}^{(\check{m})}$  is the diagonal matrix of eigenvalues,  $\check{k}_1, \check{k}_2, \dots$ , of  $\check{H}$ . The unperturbed matter basis is the most suitable basis to calculate the transition probability because transitions vanish when the perturbation vanishes. The numerical solution for the transition probability for a two-flavor neutrino (we use two-flavors only for the sake of simplicity) with an energy of 20 MeV, vacuum mixing angle of  $\sin^2 2\theta = 0.1$  and mass splitting  $\delta m^2 = 3 \times 10^{-3} \text{ eV}^2$ , through the turbulence in figure (1) can be observed in figure (2). The mean  $V_\star$  of the potential in figure (1) was set to be one half the MSW resonance potential for this energy and mixing parameters. The evolution of  $P_{12}$  is really quite remarkable: given the density profile shown in figure (1) one might expect that either the solution for  $P_{12}$  would drift gradually to  $P_{12} = 0.5$  or that  $P_{12}$  would evolve as chaotically as the potential. The actual evolution of  $P_{12}$  does neither of these things: it is quasi periodic containing a prominent sinusoidal mode. The curve marked ‘RWA’ in the figure is a prediction for this component that we now describe.

### Predictions for the Wavelength and Amplitude

Our analytical treatment for the effect of multiple sinusoidal density fluctuations is a generalization of the treatment presented in Kneller, McLaughlin & Patton [4] for a single sinusoid. Although it is possible to solve this problem with arbitrary numbers of neutrino flavors, we shall restrict ourselves to just two, again, for the sake of clarity. We write the  $S$ -matrix for the unperturbed matter basis as the product  $S^{(\check{m})} = \check{S} A$  where  $\check{S}$  is solution of the unperturbed problem i.e. the constant density Hamiltonian  $\check{H}$ . For this potential  $\check{S}$  is simply  $\check{S} = \exp(-i\check{K}^{(\check{m})} x)$  because the eigenvalues of  $\check{H}$  are constant. Since  $\check{S}$  is known we can solve for the effect of the perturbation  $\delta V$  by finding the solution for  $A$ . The Hamiltonian for  $A$  possesses both diagonal and off-diagonal elements but those diagonal elements can be removed by writing the matrix  $A$  as  $A = W B$  where  $W = \exp(-i\Xi)$  and  $\Xi$  is a diagonal matrix  $\Xi = \text{diag}(\xi_1, \xi_2)$ , see [4]. The quantities  $\xi_i$  using our form for  $\delta V$  are found to be

$$\xi_i = V_\star |\check{U}_{ei}|^2 \left\{ \sum_{a=1}^{N_k} \frac{C_{\star a}}{k_{\star a}} [\cos \eta_a - \cos(k_{\star a} x + \eta_a)] \right\}. \quad (3)$$

The equation for  $dB/dx$  is found to be

$$i \frac{dB}{dx} = V_\star \left\{ \sum_{a=1}^{N_k} C_{\star a} \sin(k_{\star a} x + \eta_a) \right\} \begin{pmatrix} 0 & \check{U}_{e1}^\star \check{U}_{e2} e^{i(\delta k_{12} x + \delta \xi_{12})} \\ \check{U}_{e2}^\star \check{U}_{e1} e^{-i(\delta k_{12} x + \delta \xi_{12})} & 0 \end{pmatrix} B \quad (4)$$

where  $\delta\check{k}_{12} = \check{k}_1 - \check{k}_2$  and similarly  $\delta\xi_{12} = \xi_1 - \xi_2$ . The next step is to use the Jacobi-Anger expansion for the complex exponentials  $\exp(i\delta\xi_{12})$

$$\exp(i\delta\xi_{12}) = \prod_{a=1}^{N_k} \sum_{n_a=-\infty}^{\infty} (-i)^{n_a} J_{n_a}(z_a) \times \exp[i z_a \cos \eta_a + i n_a (k_{\star a} x + \eta_a)] \quad (5)$$

where  $J_n$  is the Bessel J function and, in order to tidy up the notation, we have introduced the quantities  $z_a$  defined to be

$$z_a = \frac{C_{\star a} V_{\star}}{k_{\star a}} (|\check{U}_{e1}|^2 - |\check{U}_{e2}|^2). \quad (6)$$

Using this expansion and the definition we find

$$i \frac{dB}{dx} = \begin{pmatrix} 0 & h_{12} \\ h_{21} & 0 \end{pmatrix} B \quad (7)$$

where the elements  $h_{12}$  and  $h_{21}$  are given by

$$h_{12} = h_{21}^* = \frac{-i \check{U}_{e1}^* \check{U}_{e2}}{|\check{U}_{e1}|^2 - |\check{U}_{e2}|^2} \sum_{a=1}^{N_k} \sum_{n_a=-\infty}^{+\infty} n_a k_{\star a} \kappa_{a,n_a} \prod_{b=1, b \neq a}^{N_k} \left\{ \sum_{n_b=-\infty}^{+\infty} \kappa_{b,n_b} \exp[i(\delta\check{k}_{12} + n_a k_{\star a} + n_b k_{\star b})x] \right\} \quad (8)$$

with the complex parameters  $\kappa_{a,n_a}$  defined to be

$$\kappa_{a,n_a} = (-i)^{n_a-1} J_{n_a}(z_a) \exp[i(n_a \eta_a + z_a \cos \eta_a)] \quad (9)$$

To make additional progress we make use of the Rotating Wave Approximation (RWA) and drop all terms in each infinite series - the  $n_a$ 's and  $n_b$ 's - in equation (8) except the most 'important'. The most important set of integers can be found from the criterion used for the case of a single sinusoidal perturbation. We select the values for the  $n_a$ 's which come closest to satisfying the parametric resonance condition  $|\delta\check{k}_{12} + \sum_a n_a k_{\star a}| \approx 0$ . We denote these values by  $n_{\star a}$ . The RWA removes the sum over each  $n_a$  and  $n_b$  and we can define the quantity

$$\kappa = \frac{U_{e1}^* U_{e2}}{|\check{U}_{e1}|^2 - |\check{U}_{e2}|^2} \left( \sum_{a=1}^{N_k} n_{\star a} k_{\star a} \right) \prod_{a=1}^{N_k} \kappa_{a,n_{\star a}} \quad (10)$$

After making the RWA we can write out the solution for  $B$  after introducing  $2p = \delta\check{k}_{12} + \sum_a n_{\star a} k_{\star a}$  and  $q^2 = p^2 + \kappa^2$ , see Kneller, McLaughlin & Patton [4].

Since we assumed the unperturbed potential was a constant the unperturbed matrix  $\check{S}$  and the matrix  $W$  are diagonal matrices, so we find that the transition probability between the unperturbed matter states 1 and 2 is of the form

$$P_{12} = |B_{12}|^2 = \frac{\kappa^2}{q^2} \sin^2(qr). \quad (11)$$

In practice we found that when the number of sinusoids  $N_k$  is large it is computationally prohibitive to locate the values of the  $N_k$  integers which minimize the phase  $|\delta\check{k}_{12} + \sum_a n_a k_{\star a}|$  via a scan. When  $N_k$  is large our strategy

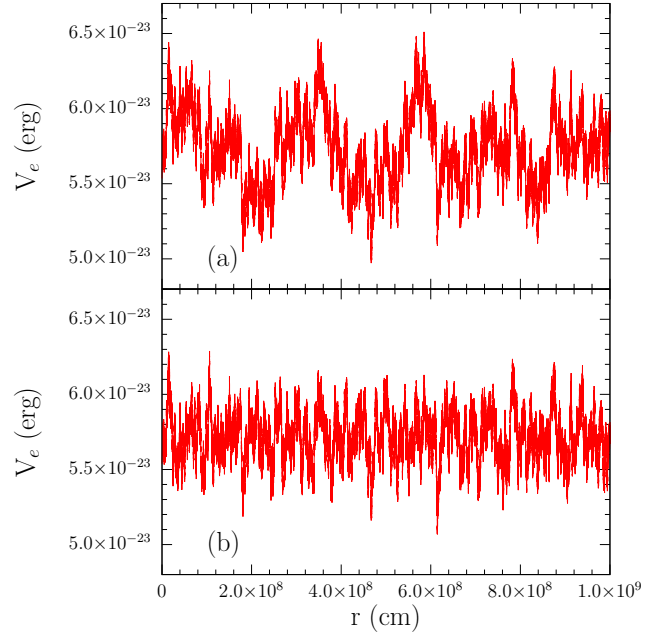


FIG. 3. Two turbulent neutrino potentials. In the upper panel the realization is uses an inverse power law spectrum. The lower panel is the exact same set of amplitudes, wavenumbers and phases as the upper panel but with the five lowest wavenumbers removed.

for locating the RWA solution is to use  $-|\kappa|$  as a 'potential' in the  $N_k$  dimensional space of integers and then locate the minimum of the potential using a simplex. The RWA solution for the turbulence shown in figure (1) - using the simplex algorithm to locate the integers - is the second solution shown in figure (2) marked 'RWA'. The reader will observe that it is a good description of both the amplitude and the wavelength of the dominant sinusoidal component of  $P_{12}$ .

### Suppressed Transitions

The success of the RWA solution shown in figure (2) indicates the theory describes the overall features of the numerical solution well. The RWA solution obviously depends upon those wavenumbers with non-zero contributions to fulfilling the parametric resonance condition  $\delta\check{k}_{12} + \sum_a n_a k_{\star a} \approx 0$ . Defining  $\lambda_{fluct,split} \sim 2\pi/k_{\star a}$  for these modes, we find the scale given in the introduction. But that is not the whole story: the quantity  $\kappa$ , which controls the amplitude and the wavelength of the transitions, actually depends upon every wavenumber even if the RWA solution indicates it does so with  $n_{\star a} = 0$ . This dependency occurs via the Bessel functions  $J_{n_{\star a}}(z_a)$  and is most apparent when the value of  $z_a$  for a given wavenumber is close to a root of  $J_{n_{\star a}}$ . Thus by setting  $z_a \sim 1$  and setting  $\lambda_{fluct,ampl} \sim 2\pi/k_{\star a}$ , we obtain the expression given in the introduction. In these circumstances  $\kappa$  will be suppressed and the transition between the states will occur

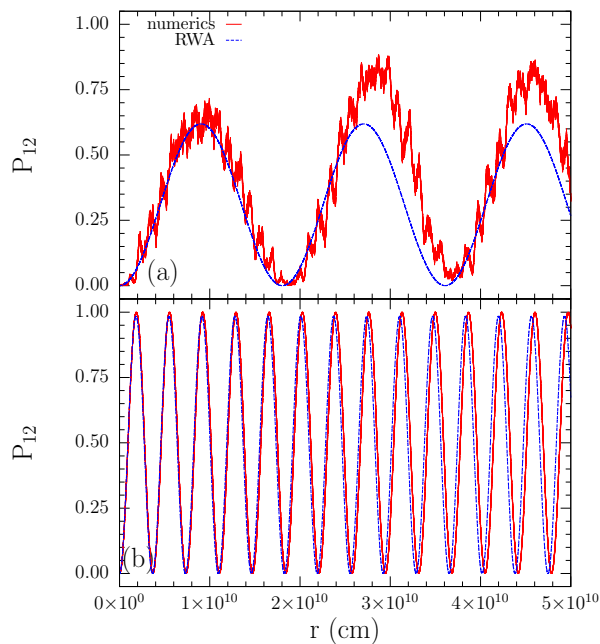


FIG. 4. The numerical and analytical solutions for the neutrino evolution through the turbulent potentials shown in figure (3).

over significantly greater distance and with smaller amplitude. Even wavenumbers where  $n_{\star a} = 0$  can suppress the transitions. From the scaling of  $z_a$  with  $k_{\star a}$  we discover it is the long wavelength modes which dominate this effect, not the small wavelengths.

We show this dependence upon the long wavelength turbulence modes by generating the two turbulence density profiles shown in figure (3) using an inverse power law spectrum (see [6] for a description of the algorithm we use for this case) with the rms amplitude of the turbulence set to 0.05, a spectral index of  $\alpha = 5/3$ , and a long wavelength cutoff set to 464 km. The only difference between the two profiles is that the five longest wavelength modes from the top panel have been removed for the lower. The missing modes possess wavenumbers many orders of magnitude smaller than the eigenvalue splitting  $\delta\tilde{k}_{12}$ . The RWA solution for these realizations are found to be  $n_{\star a} = 0$  for every mode, including the five longest wavelengths, except for one mode which happens to satisfy the parametric resonance condition by itself. If there were no dependence upon the wavelengths where  $n_{\star a} = 0$  then removing the five longest wavelength modes should not change the solution. However, when we actually solve for  $P_{12}$  with and without these five wavelengths we do find different solutions as shown in figure (4). Without the five longest wavelengths the amplitude of the transition is unity and the wavelength of order  $\sim 3 \times 10^9$  cm: with the five longest wavelengths the amplitude is only  $\sim 0.75$  and the wavelength stretches to  $\sim 2 \times 10^{10}$  cm. Inspection of the values of  $z_a$  for the five missing modes indicates they all lie in the vicinity of the first root of  $J_0$ .

## Conclusions

We present an analytical Rotating Wave Approximation solution for neutrino propagation through a density profile built from multiple sinusoids to predict well the amplitude and wavelength of the transitions calculated numerically. We find there are two different sets of wavelengths which are important for the evolution: those which are in the vicinity of the splitting between the eigenvalues and those - typically at much longer wavelengths - where the ratio of the amplitude and wavenumber of the mode are of order the first root of the Bessel function  $J_0$ . The presence of modes in the latter set leads to suppressed transitions. The suppressed transitions resemble the phenomenon of induced transparency seen in quantum optics though we note a) we have considered only a two level system, not the three level systems where induced transparency is usually seen, b) our formalism does not require interference of amplitudes to suppress the transitions, and c) a single mode may be included in both sets of important wavelengths i.e. it suppresses its own transition since it is possible for  $n_{\star a} \neq 0$  yet the value of  $z_a$  is such that  $J_{n_{\star a}}(z_a) \approx 0$ . Our results have obvious application for neutrino propagation in many different environments and we suggest that our results may apply to other similar quantum systems such as irradiated polarized molecules.

This work was supported by DOE grants de-sc0004786 (GCM+JPK+KMP) and de-sc0006417 (JPK), DE-FG02-02ER41216 (GCM+KMP) and by a NC State University GAANN fellowship (KMP).

\* kmpatton@ncsu.edu

† jim\_kneller@ncsu.edu

‡ gail\_mclaughlin@ncsu.edu

- [1] W. C. Haxton and W. M. Zhang 1991 Phys. Rev. **D43** 2484
- [2] T. Ohlsson and H. Snellman 2001 European Physical Journal C **20** 507
- [3] F. N. Loreti, Y. Z. Qian, G. M. Fuller and A. B. Balantekin, Phys. Rev. D **52** 6664 (1995); A. Friedland and A. Gruzinov, astro-ph/0607244.; G. Fogli, E. Lisi, A. Mirizzi and D. Montanino, 2006 J. Cosmol. Astropart. Phys. **06** 012; J. P. Kneller, and C. Volpe, Phys. Rev. D **82** 123004 (2010)
- [4] J. P. Kneller, G. C. McLaughlin and K. M. Patton, J. Phys. G **40** 055002 (2013)
- [5] V. K. Ermilova, V. A. Tsarev and V. A. Chechin, 1986 Kr. Soob, Fiz. Lebedev Institute **5** 26; A. Schäfer and S. E. Koonin, 1987 Phys. Lett **B185** 417; E. K. Akhmedov, 1988 Sov. J. of Nuclear Physics **47** 301, Yad. Fiz **47** 475; P. I. Krastev, and A. Y. Smirnov, 1989 Phys. Lett **B226** 341; M. Koike, T. Ota, M. Saito and J. Sato, 2009 Phys.Lett. **B675** 69
- [6] J. P. Kneller and A. W. Mauney, Phys. Rev. D **88** 025004 (2013); J. P. Kneller and A. W. Mauney, , Phys. Rev. D, **88**, 045020 (2013); T. Lund, and J. P. Kneller, Phys. Rev. D **88** 023008 (2013)