

# Experimental Study of Quantum Noise in Optical Heterodyne Detection

Dechao He, Boya Xie, Yu Xiao, and Sheng Feng\*

MOE Key Laboratory of Fundamental Quantities Measurement, School of Physics,  
Huazhong University of Science and Technology, Wuhan 430074, China

(Dated: November 17, 2019)

We experimentally investigate the quantum-noise performance of a conventional heterodyne detector and find significant discrepancy between experiment and theory. Further investigations are highly recommended for deeper insight into the physics related to the quantum noise in optical heterodyne detection.

PACS numbers: 42.50.Lc, 42.50.Dv, 42.50.Xa, 42.79.Sz

As a critical facet in quantum mechanics, the uncertainty principle sets a fundamental limit to the precision with which two complementary variables of a quantum object can be measured simultaneously. In a recent revival of interest in this principle, it was extended in terms of entropy to the case where quantum entanglement is involved [1–3]. According to these studies, the outcomes of two non-commuting observables of a quantum object may be predicted precisely if assisted by entanglement [1, 2]. In other words, the uncertainty in simultaneous measurement of two conjugate variables can be reduced down to zero in the presence of entanglement [2, 3]. Here we present an experiment in which two conjugate quadratures of an electromagnetic (e.m.) field were simultaneously measured by using an optical heterodyne detector without assistance of entanglement, with experimental results that challenge existing theory.

To measure the quadratures of an e.m. field, one usually mixes the studied field with a stronger reference field (namely, local oscillator) and measure the intensity of the mixed fields, with the intensity proportional to a quadrature of the measured field depending on the relative phase between the two fields [4, 5]. Such kind of measurement is referred to as optical homodyning (heterodyning) when the difference of the optical frequencies of the two mixed fields is zero (nonzero). Homodyne detectors are phase-sensitive and free of quantum noise [6]. They have been intensively exploited to measure non-classical states of light [7–9] and for quantum information experiments [10–12]. All experiments agree with theory.

On the contrary, research on the quantum noise in optical heterodyne detection was mainly limited to theoretical exploration [4, 5, 13–23] with very few experimental results reported [24, 25]. Specifically, conforming to the uncertainty principle, a 3 dB extra quantum noise in optical heterodyning, as a result of simultaneous measurement of conjugate quadratures of an e.m. field, has been theoretically predicted for a long time [4, 16, 17, 19, 21, 23]. The recent interest in the uncertainty principle [1–3, 26, 27] naturally urges an experimental realization of the original proposal (Fig. 1) to test out the relevant theories. Besides its great importance from the viewpoint of fundamental research, ex-

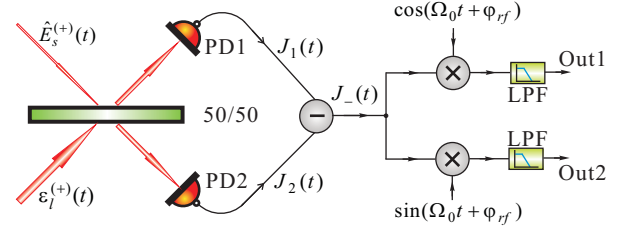


FIG. 1. (color online) Proposed scheme for study of the quantum noise of an optical heterodyne detector. At a balanced (50/50) beamsplitter, a coherent signal light  $\hat{E}_s^{(+)}(t)$  is mixed with an optical local oscillator  $\hat{E}_l^{(+)}(t)$ . The mixed light at each output port of the beamsplitter is collected by a photodetector (PD1 or PD2) and the differenced photo-electrical currents  $\hat{J}_-(t) \equiv J_1(t) - J_2(t)$  are post-processed for simultaneous measurement of conjugate quadratures of the signal  $\hat{E}_s^{(+)}(t)$  by using separate radio-frequency (r.f.) oscillators with  $90^\circ$  phase difference [16, 17, 19].  $\hat{E}_s^{(+)}(t)$  is excited at an optical angular frequency  $\omega_s$  and  $\hat{E}_l^{(+)}(t)$  at  $\omega_l$  ( $\omega_l - \omega_s \equiv \Omega_0 \neq 0$ ).  $\cos(\Omega_0 t + \varphi_{rf})$  and  $\sin(\Omega_0 t + \varphi_{rf})$  represent the two r.f. oscillators, respectively. LPF: Low-pass filter.

perimental investigation on the quantum noise in optical heterodyning also finds itself very useful in practical applications [21]. The predicted 3 dB extra quantum noise, if exists, makes heterodyning less competitive than homodyning in precision measurements. This could play a crucial role in the design of advanced experiments for precision measurements, such as next-generation LIGO experiment [21, 28]. Unfortunately, the predicted existence of the 3 dB extra quantum noise has never been confirmed in optical heterodyning experiments.

The research activities on the quantum noise in optical heterodyning can be traced back to early 1960's, when Oliver showed [13] that the signal-to-noise ratio with heterodyning is two-fold worse than that with homodyning. Before long, Haus and Townes came up with a similar conclusion by connecting Oliver's treatment to the uncertainty principle [14]. However, both Oliver and Haus carried out their detailed calculations based on classical physics. In 1971, Personick presented an image-band interpretation of the optical heterodyne noise [15], arguing

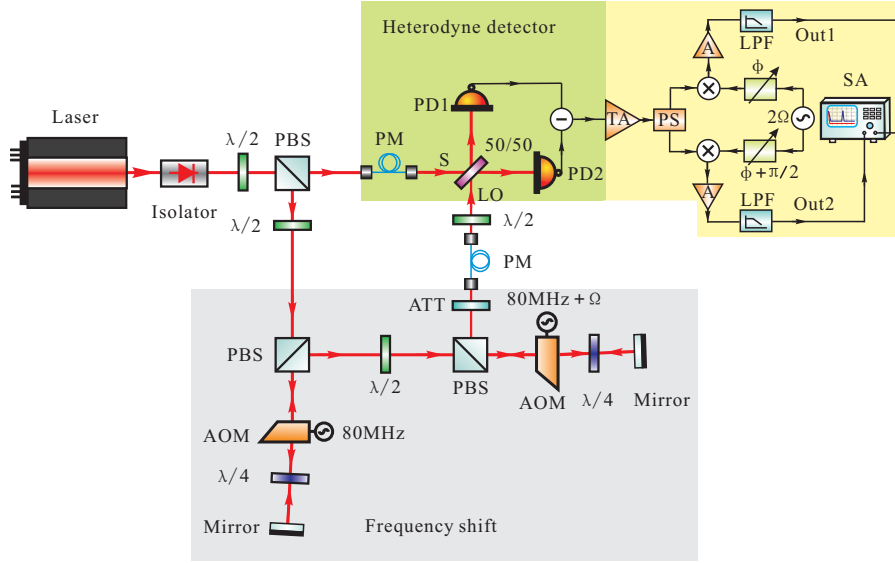


FIG. 2. (color online) Experimental setup for study of quantum noise in optical heterodyne detection.  $\lambda/2$ : Half-wave plate. PBS: Polarizing beamsplitter. AOM: Acousto-optic modulator.  $\lambda/4$ : Quarter-wave plate. ATT: Optical power attenuator. PM: Single-mode polarization-maintaining fiber, used as spatial-mode cleaner. S: Signal light. LO: Optical local oscillator. PD1 & PD2: Photodiodes (plus transimpedance amplifiers). TA: Transimpedance amplifier followed by an electrical power amplifier. PS: Power splitter. A: Electrical power amplifier.  $2\Omega$ : r.f. signal generator.  $\phi$  and  $\phi + \pi/2$ : Electrical phase shifters. LPF: Low-pass filter. SA: Dual-channel FFT spectrum analyzer. The frequency offset  $\Omega$  in the electrical signal fed into the driver of the second AOM was set to be 0.4 MHz for optical heterodyning or zero for optical homodyning.

that it is the image-band modes that make optical heterodyning quantum-mechanically twice noisier than homodyning. Using Personick's concept of image-band mode, Yuen and Shapiro revisited the same subject with more rigorous theoretical developments [4], leading to a proposal for simultaneous measurement of both conjugate quadratures of an e.m. field with a optical heterodyne detector and an explanation of how the uncertainty principle plays its role in introducing 3 dB extra quantum noise into optical heterodyning [16, 17, 19]. It is this extra quantum noise in heterodyning that the current work focuses on and, by experimentally observing this noise, one wishes to put previous theoretical developments, especially those related to the uncertainty principle, under experimental test.

In the experimental realization of the proposal depicted in Fig. 1, an essential work was to assure that the quantum noise in the experiment dominates over all classical noises. Howbeit this is not difficult in homodyning experiments, one should bear in mind that, according to the original proposal [16, 17, 21], the detector-generated photocurrents must be post-processed with electronics devices, which inevitably introduce classical noises that may submerge the quantum noise under study. The success of this experiment, the detailed description of which is given in Fig. 2, relied heavily on the extra-low-noise electronics developed in lab.

A continuous-wave single-frequency coherent light beam (spectral linewidth  $< 1$  kHz for 0.1 s measure-

ment time,  $\lambda = 1064$  nm) from a laser (Mephisto, In-nolight GmbH) was split into two, one of which served as a local oscillator and the other was sent through two AOM's (Crystal Technology, LLC) for frequency shifting (upshift in one AOM and downshift in the other). The frequency-shifted beam was used as an input signal for heterodyning (heterodyne frequency  $2\Omega = 0.8$  MHz) at a balanced (50/50) optical beamsplitter. Two photodiodes (ETX 500, JDS Uniphase) collected the light from the output ports of the beamsplitter and the differenced photocurrents were post-processed for the experiment of simultaneous measurement of conjugate quadratures of the signal light field, as follows [16, 19]:

Differentiated photo-electrical currents were processed by a transimpedance amplifier (feedback resistor 5 k $\Omega$ ) and further amplified by about 20 dB in power. The electrical time-varying signals were then equally split with a power splitter (Mini-circuits, Z99SC-62-S+) into two parts, each of which was mixed at a mixer (Mini-circuits, ZP-3+) with separate r.f. oscillators (generated by an Agilent dual-channel function generator, 33522A) with 90° phase difference, to obtain two electrical signals, each carrying quantum-noise information of one of two conjugate quadratures of the signal field [16, 17, 21]. Since the signal light was in a coherent state with phase insensitive quantum noise, the global phase of the two r.f. oscillators did not have to be controlled for the purpose of this experiment. The predicted 3 dB extra quantum noise in heterodyning, if existed, should be present in the

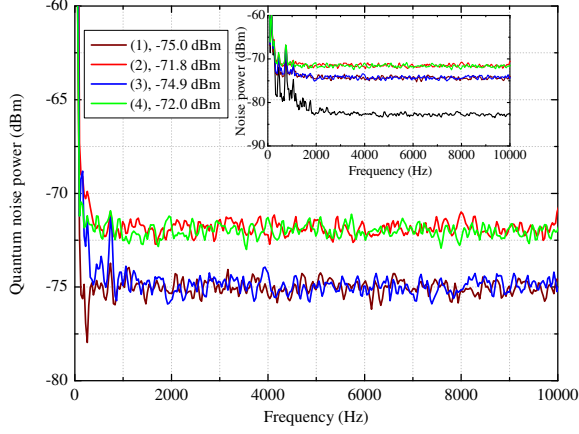


FIG. 3. (color online) Quantum-noise floors (traces (1)-(2), dark noise subtracted) of the heterodyne detector when one of the r.f. oscillators was removed from the experiment and, thereby, only one quadrature of the signal field was measured. The power of the optical local oscillator was 1.8 mW for trace (1) and 3.6 mW for trace (2), respectively. Traces (3) and (4) were quantum-noise floors in optical homodyning, with oscillator powers similar to those for traces (1) and (2), respectively. The data show that the quantum-noise performance of the conventional heterodyne detector, when only one quadrature of the signal field was measured, was similar to that of a homodyne detector. RBW = 32 Hz. Number of r.m.s. averages was 100. Inset: Noise power spectra corresponding to traces (1)-(4) before dark-noise subtractions were performed, shown together with a typical dark-noise power spectrum (black curve).

output signals of the two mixers. Both signals, too weak for shot-noise-limited record, were yonder amplified by 40 dB in power with home-made amplifiers before data record was finished with a dual-channel FFT spectrum analyzer (SR785, Stanford Research Systems).

Before the experiment got started, one must demonstrate the quantum-noise levels of light for the heterodyne detector. To this end, on condition that the quantum noise of light vanquished the dark noise of the detector, one doubled the power of the optical local oscillator and then observed a 3 dB uptick (Fig. 3), which would be otherwise 6 dB if classical noises of light dominated, in the noise levels of light when single-quadrature measurement was performed.

The quantum-noise floors identified in the above procedure can at the same time serve as references for observing the predicted 3 dB extra quantum noise in simultaneous measurement of conjugate quadratures of the signal light field. The experiment was carried out following the proposed scheme [16, 17, 19], with results presented in Fig. 4. Surprisingly, the predicted 3 dB extra quantum noise did not show up!

To understand the experimental results, one first of all should be aware that there always exist distinctions be-

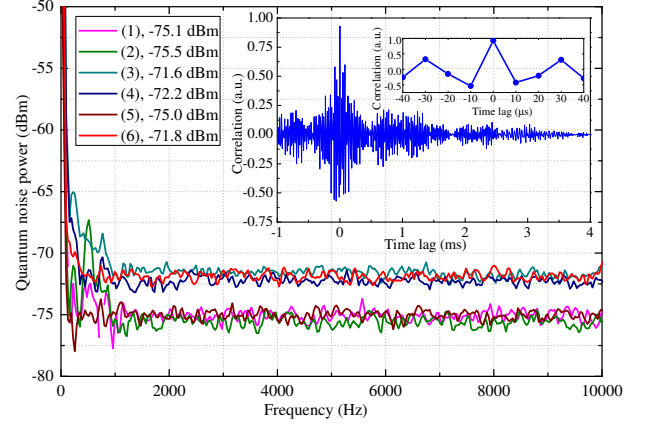


FIG. 4. (color online) Power spectra (traces (1)-(4), dark noise subtracted) of the quantum noises of the conventional heterodyne detector when simultaneous measurement of conjugate quadratures of the signal field was being performed. Trace (1) was the noise spectrum of one quadrature and trace (2) was of the conjugate component, with optical-oscillator power 1.8 mW. The statistical errors were  $\pm 0.3$  dBm for both traces. The same is true for traces (3) and (4), except that the oscillator power was 3.6 mW. Traces (5)-(6) are nothing but traces (1)-(2) in Fig. 3, serving here as references of noise levels for observation of the predicted extra quantum noise. RBW = 32 Hz. Number of r.m.s. averages was 100. Inset: The cross correlation of shot-noise-limited time-varying signals recorded by the two channels of the FFT spectrum analyzer when the phase difference of the two r.f. oscillators was set zero.

tween an experiment and its original model. Provided that all classical noises of light were negligible, the primary imperfections that might prevent one from observing the predicted extra quantum noise in this experiment were: Non-unity photon collection efficiency, non-perfect spatial-mode matching between the signal field and the optical local oscillator, and asynchrony in the measurement of conjugate quadratures of the signal field. If the 3 dB extra quantum noise was present in optical heterodyning, the observed quantum noise level with respect to the shot-noise floor should be  $10 \log_{10} \{ \eta [1 + \frac{(\delta \hat{X}_s)^2}{(\Delta \hat{X}_s)^2}] + (1 - \eta) \frac{(\Delta \hat{X}_v)^2}{(\Delta \hat{X}_s)^2} \}$  in dB, where  $\eta$  characterizing the effect of photon loss and spatial-mode mismatching.  $(\Delta \hat{X}_s)^2$  and  $(\Delta \hat{X}_v)^2$  are the quantum noise of the measured quadrature of the signal field  $\hat{E}_s(t)$  and that of the vacuum  $\hat{V}(t)$ , respectively.  $(\Delta \hat{X}_s)^2 = (\Delta \hat{X}_v)^2$ , since  $\hat{E}_s(t)$  was in a coherent state in the experiment.  $(\delta \hat{X}_s)^2$  is the disturbance on  $\hat{X}_s(t)$  as required by the uncertainty principle. For simultaneous measurement of conjugate quadratures,  $(\delta \hat{X}_s)^2 = (\Delta \hat{X}_s)^2$  and asynchrony in the measurement results in  $(\delta \hat{X}_s)^2 \leq (\Delta \hat{X}_s)^2$  [26].

As a consequence of non-perfect photon-collection efficiency due to optical loss and spatial-mode mismatching between the signal light and the optical oscillator, the

vacuum comes into play [17, 29] and the aforementioned 3 dB extra quantum noise ( $\eta = 1$ ) could escape detection in optical heterodyning when  $\eta \rightarrow 0$ . In the experiment, the overall photon-collection efficiency was 67%. The interference fringe of the optical beams had a visibility of 97%, which was measured with light beams at the power level of 100  $\mu$ W. One potential worry could be whether the visibility was significantly affected when one performed the heterodyning experiment with strongly attenuated signal light, the power of which was reduced down to the level of 0.1 pW. The experiment was designed such that the attenuation of the signal light took place before it entered into the PM-fiber, which served as a spatial filter to keep the spatial profile of the beam unchanged during the experiment, ensuring steady fringe visibility.

As for the simultaneity in the measurement of conjugate quadratures, it was mainly determined by the frequency bandwidth of the quantum noise of interest. If one was to study the quantum noise within wider (narrower) bands, the asynchrony in the measurement may be tolerated within a shorter (longer) period of time. In this experiment, the data were collected for quantum noise from DC to 10 kHz, which demanded a measurement asynchrony of the order of 100  $\mu$ s. To quantify the asynchrony in the quadrature measurement, one may measure the cross correlation of time-varying signals recorded by the FFT spectrum analyzer. The data presented in the inset in Fig. 4 implies an asynchrony of  $\pm 10$   $\mu$ s in the quadrature measurement, with this number limited by the bandwidth of the FFT spectrum analyzer. The actual asynchrony should be much better than 10  $\mu$ s. Taking into account all the imperfections in the experiment, if the 3 dB additional quantum noise was present in optical heterodyning as predicted, one would expect to observe a 2.0 dB increment of quantum noise levels, which did not occur in the experiment, when both conjugate quadratures of the signal field were measured with  $\pm 10$   $\mu$ s asynchrony in the measurement.

At this point, on one hand, one would not claim that the uncertainty principle was broken in the optical heterodyning experiment, until a comprehensive study is carried out on the original theoretical model [16, 19] for quantum measurement of e.m.-field quadratures, excluding the existence of any implicit improper assumptions in the model. On the other hand, one should note that the 3 dB extra quantum noise has also been expected in optical heterodyne detection, without directly invoking the uncertainty principle, in Personick's image-band interpretation of heterodyne noise [5, 15] and in the scenario of phase-insensitive linear amplifiers [6]. It is obviously out of the scope of this work to clarify all the problems relevant to the discrepancy between the experiment and theory. Rather than believe that this discrepancy resulted from mistakes in a variety of theoretical developments, one suspects some unknown physics at the quantum level in optical heterodyne detection.

To conclude, we have experimentally studied the quantum noise of a conventional heterodyne detector with coherent light as input and did not observe the well-known theoretically-predicted 3 dB extra quantum noise. We carefully examined the imperfections of the experiment that could lead to the escape of the predicted noise from observation. The results highly suggest farther investigations for deeper understanding of the physics relevant to the quantum noise in optical heterodyne detection.

This work was supported by the National Natural Science Foundation of China (grant No. 11174094) and Huazhong University of Science and Technology through the Startup Funding. The authors are grateful to professor O. Pfister at the University of Virginia and professor Z.Y. Ou at Indiana University-Purdue University Indianapolis for their invaluable discussions and comments on this work.

---

\* fengsf2a@hust.edu.cn

- [1] M. Berta, M. Christandl, R. Colbeck, J. M. Renes, and R. Renner, *Nature physics* **6**, 659 (2010).
- [2] C.-F. Li, J.-S. Xu, X.-Y. Xu, K. Li, and G.-C. Guo, *Nature physics* **7**, 752 (2011).
- [3] R. Prevedel, D. R. Hamel, R. Colbeck, K. Fisher, and K. J. Resch, *Nature physics* **7**, 757 (2011).
- [4] H. P. Yuen and J. H. Shapiro, *IEEE Transactions on Information Theory* **26**, 78 (1980).
- [5] H. P. Yuen and V. W. S. Chan, *Opt. Lett.* **8**, 177 (1983).
- [6] C. M. Caves, *Phys. Rev. D* **26**, 1817 (1982).
- [7] R. E. Slusher, L. W. Hollberg, B. Yurke, J. C. Mertz, and J. F. Valley, *Phys. Rev. Lett.* **55**, 2409 (1985).
- [8] G. Breitenbach, S. Schiller, and J. Mlynek, *Nature* **387**, 471 (1997).
- [9] A. I. Lvovsky, H. Hansen, T. Aichele, O. Benson, J. Mlynek, and S. Schiller, *Phys. Rev. Lett.* **87**, 050402 (2001).
- [10] X. Y. Li, Q. Pan, J. T. Jing, J. Zhang, C. D. Xie, and K. C. Peng, *Phys. Rev. Lett.* **88**, 047904 (2002).
- [11] W. P. Bowen, N. Treps, B. C. Buchler, R. Schnabel, T. C. Ralph, H.-A. Bachor, T. Symul, and P. K. Lam, *Phys. Rev. A* **67**, 032302 (2003).
- [12] C. Weedbrook, S. Pirandola, R. Garcia-Patron, N. J. Cerf, T. C. Ralph, J. H. Shapiro, and S. Lloyd, *Rev. Mod. Phys.* **84**, 621 (2012).
- [13] B. M. Oliver, *Proc. IRE* **49**, 1960 (1961).
- [14] H. A. Haus and C. H. Townes, *Proc. IRE* **50**, 1544 (1962).
- [15] S. D. Personick, *Bell Syst. Tech. J.* **50**, 213 (1971).
- [16] J. H. Shapiro and S. S. Wagner, *IEEE J. Quant. Electron.* **QE-20**, 803 (1984).
- [17] Y. Yamamoto and H. A. Haus, *Rev. Mod. Phys.* **58**, 1001 (1986).
- [18] M. J. Collett, R. Loudon, and C. W. Gardiner, *J. Mod. Opt.* **34**, 881 (1987).
- [19] C. M. Caves and P. D. Drummond, *Rev. Mod. Phys.* **66**, 481 (1994).
- [20] Z. Y. Ou and H. J. Kimble, *Phys. Rev. A* **52**, 3126 (1995).
- [21] A. Buonanno, Y. Chen, and N. Mavalvala, *Phys. Rev. D* **67**, 122005 (2003).

- [22] M. A. Rubin and S. Kaushik, Opt. Lett. **32**, 1369 (2007).
- [23] J. H. Shapiro, IEEE J. Sel. Top. Quantum Electron. **15**, 1547 (2009).
- [24] B. J. Meers and K. A. Strain, Phys. Rev. A **44**, 4693 (1991).
- [25] Y.-Q. Li, D. Guzun, and M. Xiao, Phys. Rev. Lett. **82**, 5225 (1999).
- [26] M. Ozawa, Phys. Rev. A **67**, 042105 (2003).
- [27] L. A. Rozema, A. Darabi, D. H. Mahler, A. Hayat, Y. Soudagar, and A. M. Steinberg, Phys. Rev. Lett. **109**, 100404 (2012).
- [28] the LIGO Scientific Collaboration, Nature Photonics **7**, 613 (2013).
- [29] U. Leonhardt, *Measuring the Quantum State of Light* (Cambridge University Press, 2005).