

October 10th, 2013

A survey for low stau yields in the MSSM

Jan Heisig¹, Jörn Kersten², Boris Panes³, Tania Robens⁴

¹*Institute for Theoretical Particle Physics and Cosmology, RWTH Aachen, Germany*

²*II. Institute for Theoretical Physics, University of Hamburg, Germany*

³*Instituto de Física, Universidade de São Paulo, Brazil*

⁴*IKTP, TU Dresden, Germany*

heisig@physik.rwth-aachen.de, joern.kersten@desy.de,

bapanes@if.usp.br, tania.robens@tu-dresden.de

Abstract

We study the implications of LHC results for the abundance of long-lived staus after freeze-out from thermal equilibrium in a super-WIMP dark matter scenario. We classify regions in the MSSM parameter space according to the stau yield, considering all possible co-annihilation effects as well as the effects of resonances and large Higgs-sfermion couplings. Afterwards, we examine the viability of these regions after imposing experimental and theoretical constraints, in particular a Higgs mass around 125 GeV and null-searches for heavy stable charged particles (HSCP) at the LHC. We work in a pMSSM framework and perform a Monte Carlo scan over the parameter space. To interpret the HSCP searches in our scenario, we consider all potentially important superparticle production processes, developing a fast estimator for NLO cross sections for electroweak and strong production at the LHC. After applying all constraints, we find that stau yields below 10^{-14} occur only for resonant annihilation via a heavy Higgs in combination with either co-annihilation or large left-right stau mixing. We encounter allowed points with yields as low as 2×10^{-16} , thus satisfying limits from big bang nucleosynthesis even for large stau lifetimes.

Contents

1	Introduction	3
2	The freeze-out abundance of staus	4
3	A systematic survey in the pMSSM	8
3.1	Stau pair annihilation in the absence of left-right mixing	9
3.2	Co-annihilation regions	11
3.2.1	Co-annihilation with sleptons of the first and second generation . .	13
3.2.2	Co-annihilation with gauginos	13
3.2.3	Co-annihilation with squarks	14
3.2.4	Varying m_A in the case of EWino co-annihilation	17
3.3	Large sfermion mixings	19
3.3.1	Co-annihilation with mixed stops	19
3.3.2	Varying m_A in the case of co-annihilation with mixed stops	21
3.3.3	Large stau mixing	22
3.3.4	Varying m_A in the case of large stau mixing	23
3.4	Differences in the scaling behavior	25
3.5	Summary and classification of regions	26
4	Implications of the first LHC runs	27
4.1	Monte Carlo scan in the 17-dimensional parameter space	28
4.1.1	Input parameters and scan ranges	29
4.1.2	Spectrum generation	31
4.1.3	Meeting the LHC Higgs window	31
4.2	Interpretation of the HSCP searches in the pMSSM	34
4.2.1	Fast estimation of SUSY cross sections	34
4.2.2	Estimation of cross section upper limits	37
4.3	Further experimental constraints	42
4.3.1	Constraints from Higgs searches at colliders	42
4.3.2	Constraints from flavor and precision observables	43
4.4	Bounds from charge or color breaking minima	46
5	Stau yields in the Monte Carlo scan	46
5.1	Application of constraints	47
5.2	Prospects to narrow down the stau yield at the LHC	50
6	Conclusions	53
A	Cosmological quantities	55
B	Mixing in the stau sector	56
C	Sfermion-sfermion-Higgs couplings	58

D	Resummation of the Higgs-bottom couplings	59
E	Ranges for the dedicated scans	59
	References	61

1 Introduction

One way to tackle the cosmological gravitino problem [1, 2] caused by late gravitino decays in R -parity-conserving supersymmetry (SUSY) is to make the gravitino the lightest supersymmetric particle (LSP) and thus stable [3, 4]. This leads to an attractive scenario where the gravitino accounts for the dark matter [5, 6] whose density can match the observed one for a relatively high reheating temperature after inflation for gravitino masses in the GeV range [3, 4]. However, the next-to-LSP (NLSP) tends to be long-lived due to the very weak coupling of the gravitino. In this case, late decays of the NLSP [7] and catalysis effects [8] can endanger the success of big bang nucleosynthesis (BBN); this is sometimes called the NLSP decay problem. The standard models of particle physics and cosmology successfully describe BBN. In the scenario with gravitino dark matter and a stau NLSP, $\tilde{\tau}_1$, the preservation of this success translates into bounds on the stau lifetime $\tau_{\tilde{\tau}_1}$ and the stau yield Y after freeze-out from thermal equilibrium. For example, if $\tau_{\tilde{\tau}_1} \gtrsim 10^5$ s, which corresponds to gravitino masses $m_{\tilde{G}} \gtrsim 300$ GeV for a 1 TeV stau (or $m_{\tilde{G}} \gtrsim 20$ GeV for $m_{\tilde{\tau}_1} = 300$ GeV), the yield is required to be smaller than roughly 10^{-15} [9, 10]. While the stau is in thermal equilibrium in the hot early universe, its abundance decreases rapidly with time once the temperature falls below its mass. It freezes out from thermal equilibrium at a time determined by the cross section for the annihilation of staus and possibly other superparticles into Standard Model (SM) particles. As a consequence, smaller stau yields correspond to larger annihilation cross sections.

In this paper, we provide a classification of parameter space regions according to the stau yield, with emphasis on a thorough survey for regions where the yield is exceptionally low, i.e., much smaller than 10^{-13} , which is the order of magnitude generically expected for a stau with mass around 100 GeV [11]. We work in the framework of the phenomenological Minimal Supersymmetric SM (pMSSM), whose parameters are defined at low energies and thus immediately applicable to the calculation of the annihilation cross section, without first calculating the running from some high scale. Systematically varying these parameters, we also allow all other superparticles to become nearly mass-degenerate with the stau. Then co-annihilation effects can lead to large annihilation cross sections and correspondingly small stau yields.

We first consider cases without significant left-right sfermion mixing. Then the order of magnitude of the annihilation cross section is set by gauge couplings. The results can therefore equally be adopted for the case of a smuon or selectron NLSP. In a second part we allow significant left-right mixing for the third-generation squarks and finally for the staus themselves. In such cases, sfermion-Higgs couplings can become much larger than the gauge couplings, leading to a strong enhancement of the annihilation cross

section. In our survey we will encounter the known exceptional regions with resonance effects [12] and enhanced Higgs-stau couplings [13, 12], as well as regions with interesting co-annihilation effects that had not been studied in detail yet. We also investigate which combinations of effects produce interesting results.

Afterwards, we determine which parts of the parameter space are currently allowed. To this end, we perform a Monte Carlo scan and apply the relevant experimental and theoretical constraints. We require a CP -even Higgs with a mass around 125 GeV. We also consider the results of searches for the heavy Higgs particles of the MSSM. In order to take into account the LHC searches for heavy stable charged particles (HSCP) and R -hadrons, we compute the next-to-leading-order-corrected and next-to-leading-log-resummed cross sections for the electroweak and strong production of superparticles and reinterpret the cross section upper limits for the 7 and 8 TeV runs reported by CMS [14] within our scenario. We consider the flavor and electroweak precision observables that are most relevant for the scenario, namely the W mass as well as the branching ratios of $b \rightarrow s\gamma$ and $B_s^0 \rightarrow \mu^+\mu^-$. As to theoretical constraints, we impose the absence of charge- and color-breaking minima in the scalar potential. Combining all results will finally allow us to determine the range of stau yields that is allowed by present constraints.

Our discussion reveals the most important parameters the stau yield depends upon and is thus a first step towards answering the question whether one could infer the stau yield from measurements at colliders. Together with a measurement of the stau lifetime, a determination of the yield could indicate whether the standard picture of the early universe is consistent or whether it must be extended. A number of such extensions have been proposed, for example, dilution of the NLSP density by late-time entropy production [15].

Although the gravitino-LSP scenario serves as our primary motivation to consider long-lived stau NLSPs, we would like to stress that this is not the only possibility. A long stau lifetime can occur in a number of scenarios with different super-weakly interacting LSPs. As our study is independent of the exact properties of the LSP, it can be applied to all these scenarios. However, the precise constraints from BBN do vary for different LSPs, which is why we will not consider them here.

The paper is organized as follows. Based on considerations about the freeze-out of MSSM sparticles, we will work out several general insights into the dependence of the stau yield on the model parameters in section 2. This discussion will set the stage for the deductive classification of the pMSSM parameter space in section 3. Afterwards, we will describe a scan in the 17-dimensional pMSSM parameter space with a stau NLSP, applying current theoretical and experimental constraints. Their effects on the yield will then be presented in section 5. We will conclude in section 6.

2 The freeze-out abundance of staus

In this section we will briefly review the physics of sparticle freeze-out and mention the specific assumptions for our setup. Suitably rewriting the solution of the Boltzmann equation we deduct guidelines for the systematic survey of the parameter space which

we perform in section 3.

The abundance of staus around the time of BBN is considered to arise from the freeze-out [16, 17, 18, 19, 20, 21, 22, 23] of the stau NLSP, the lightest sparticle of the MSSM. We assume that all MSSM particles have been in thermal equilibrium at some point during a hot phase in the early universe and that R -parity is exactly conserved. When the temperature of the universe decreases below the mass of the stau, the stau number density decreases exponentially. This exponential decrease is maintained as long as pair annihilation of staus are efficient enough to keep their number density close to the equilibrium number density. At the freeze-out temperature, which is typically of the order $T_f \sim m_{\tilde{\tau}_1}/25$ [20], the stau decouples from the thermal bath and its number density freezes out. Consequently, the number density changes only because of the expansion of the universe, so the stau yield

$$Y \equiv \frac{n_{\tilde{\tau}_1}}{s} \quad (1)$$

remains (approximately) constant, where s is the entropy density. Afterwards, for the considered case of a metastable stau NLSP, it decays into the LSP once the Hubble parameter becomes comparable to the decay rate.

This simple picture changes slightly when other MSSM sparticles are close in mass with the stau giving rise to co-annihilation effects [17, 20]. In this case the annihilation of these sparticles competes with their decay into the stau, and a simultaneous freeze-out of several sparticles can occur. We assume that all heavier MSSM sparticles eventually decay into the stau NLSP and not directly into the LSP. Moreover, we will require that all other MSSM sparticles have a lifetime smaller than $\sim 10^{-2}$ s (correspondingly, $\Gamma \gtrsim 10^{-22}$ GeV) ensuring that none of these decays take place during or after BBN. Consequently, all changes on BBN solely depend on the stau yield. With these assumptions the desired number density of staus is simply the sum of the number densities of all relic sparticles that survive freeze-out. Although our requirement on the lifetime of the other sparticles will set a lower limit on the mass degeneracy of co-annihilating sparticles with the stau, in this section we will blithely consider exact mass degeneracy as a limiting case, keeping in mind that a certain separation is in fact required. The effects of taking all current limits into account are discussed in section 5.

An approximate solution of the Boltzmann equations can be written as [21, 23]

$$\frac{1}{Y(x_0)} - \frac{1}{Y(x_f)} = \int_{x_f}^{x_0} dx \pi M_{\text{Pl}} \sqrt{\frac{8\bar{g}}{45}} \frac{m_{\tilde{\tau}_1}}{x^2} \langle \sigma_{\text{eff}} v_{\text{Mø}} \rangle, \quad (2)$$

where $x = m_{\tilde{\tau}_1}/T$ and x_f, x_0 are the corresponding quantities at the point of freeze-out and at the desired point of observation, respectively. Furthermore, $\langle \sigma_{\text{eff}} v_{\text{Mø}} \rangle$ is the thermally averaged cross section times Møller velocity and \bar{g} is a degrees of freedom parameter as defined in appendix A. Besides, $M_{\text{Pl}} = (8\pi G_{\text{N}})^{-1/2}$ is the reduced Planck mass. The stau yield at freeze-out, $Y(x_f)$, can only be computed by solving the Boltzmann equation numerically. For this, we will make use of MICROMEAS 2.4.5 [24]. Note that this program automatically sets $x_0 = \infty$, which is a good approximation as long as the stau is not extremely short-lived, $\tau_{\tilde{\tau}_1} \gtrsim 10^{-4}$ s. An approximate solution can be found by

neglecting the term $1/Y(x_f)$ [21]. For the following discussion it is instructive to rewrite eq. (2), where we closely follow [25]. We can express the yield as

$$Y \propto \frac{m_{\tilde{\tau}_1}}{\int_{x_f}^{x_0} dx \langle \sigma_{\text{eff}} v \rangle_x}, \quad (3)$$

where we have introduced the dimensionless thermally averaged cross section [23]

$$\langle \sigma_{\text{eff}} v \rangle_x = \frac{\sum_{ij} \int_{x_i+x_j}^{\infty} dz z^2 g_i g_j \tilde{\sigma}_{ij} K_1(z)}{4 (\sum_i g_i x_i^2 K_2(x_i))^2}. \quad (4)$$

Here, i, j run over all supersymmetric particles (including the stau and the antistau) involved in the (co-)annihilation with mass $m_i = x_i T$ and internal degrees of freedom g_i . Besides, K_n are the modified Bessel functions of the second kind of order n and $z = \sqrt{s}/T$. Note that $\langle \sigma_{\text{eff}} v \rangle_x = x^{-2} m_{\tilde{\tau}_1}^2 \langle \sigma_{\text{eff}} v_{\text{MØl}} \rangle$.

The rescaled cross section $\tilde{\sigma}$ is connected to the (usual) annihilation cross section by

$$\tilde{\sigma}_{ij} = \frac{(s - (m_i + m_j)^2) (s - (m_i - m_j)^2)}{s} \sigma_{ij}; \quad (5)$$

it is a function of dimensionless quantities only,

$$\tilde{\sigma}_{ij} = \tilde{\sigma}_{ij} \left(\frac{x_i}{z}, \frac{x_j}{z}, \{a_{\text{SUSY}}\}, \{a_{\text{SM}}\} \right), \quad (6)$$

where $\{a_{\text{SUSY}}\}$ denotes a set of SUSY parameters each normalized by $m_{\tilde{\tau}_1}$,

$$a_{\text{SUSY}} = m_{\text{SUSY}}/m_{\tilde{\tau}_1}, \quad (7)$$

and $\{a_{\text{SM}}\}$ is a set of SM parameters, normalized in the same way.

Considering eqs. (3) and (4) there are three interesting observations that can be made and that are important for the subsequent discussion.

1. For fixed a_{SUSY} , and if $\tilde{\sigma}_{ij}$ is asymptotically independent of a_{SM} for $a_{\text{SM}} \rightarrow 0$ (which corresponds to the limit of large SUSY masses)¹, $\tilde{\sigma}_{ij}$ only depends on the ratio x/z . From this, it follows that the yield is simply proportional to the stau mass,

$$Y \propto m_{\tilde{\tau}_1}, \quad (8)$$

up to effects induced by the dependence of the choice of x_f and the correction $1/Y(x_f)$ on the stau mass, as well as effects of order a_{SM} .

¹In this sense, $a_{\text{SM}} \rightarrow 0$ should be read as $m_{\tilde{\tau}_1} \rightarrow \infty$; in particular, electroweak gauge and Yukawa couplings are considered constant in this limit. Note that $a_{\text{SM}} \rightarrow 0$ implies vanishing left-right sfermion mixing. However, we will see in section 3.4 that the dependence of Y on $m_{\tilde{\tau}_1}$ can be close to eq. (8) even for significant left-right mixing.

2. For a fixed initial state i, j , opening up additional final state channels can only enhance the cross section $\tilde{\sigma}_{ij}$ and thus lower the yield. Here, m_A plays an important role, as it determines the masses of the heavy Higgses, that could be either below or above their pair-production threshold. All other R -parity even particles are considerably lighter than the stau, if we take current direct search limits into account which require $m_{\tilde{\tau}_1} \gtrsim 340$ GeV [14].
3. In contrast to opening up new final state channels, introducing additional initial state channels in the presence of co-annihilation effects can either raise or lower the yield depending on the involved cross sections and the additionally introduced degrees of freedom. For simplicity, we consider the limiting case of an exact mass degeneracy where the co-annihilation effects are maximal. In this case

$$\langle \sigma_{\text{eff}} v \rangle_x \simeq \frac{\sum_{ij} \langle \sigma_{ij} v \rangle_x g_i g_j}{(\sum_i g_i)^2}, \quad (9)$$

where we have introduced

$$\langle \sigma_{ij} v \rangle_x = \frac{\int_{2x}^{\infty} dz z^2 \tilde{\sigma}_{ij} K_1(z)}{4x^4 K_2^2(x)}. \quad (10)$$

Additional initial states can only lower the yield if they introduce large cross sections $\langle \sigma_{ij} v \rangle_x$ in the numerator that are capable of overcompensating the introduction of additional terms in the sum over the degrees of freedom in the denominator. For instance, the mere introduction of more sparticles with similar interactions as the stau cannot decrease the yield further²—in contrast, if there are combinations i, j that lead to smaller cross sections $\langle \sigma_{ij} v \rangle_x$ than $\langle \sigma_{\tilde{\tau}_1 \tilde{\tau}_1^*} v \rangle_x$, the numerator in eq. (9) increases less than the denominator and we obtain a net increase of the yield. This is the case in the slepton co-annihilation region, as we will discuss below. Considering co-annihilating sparticles i, j that introduce cross sections much larger than the stau-stau annihilation cross section, $\langle \sigma_{ij} v \rangle_x \gg \langle \sigma_{\tilde{\tau}_1 \tilde{\tau}_1^*} v \rangle_x$, we can approximate eq. (9) by

$$\langle \sigma_{\text{eff}} v \rangle_x \simeq \frac{\sum_{ij \neq \tilde{\tau}_1, \tilde{\tau}_1^*} \langle \sigma_{ij} v \rangle_x g_i g_j}{\left(\sum_{i \neq \tilde{\tau}_1, \tilde{\tau}_1^*} g_i + 2 \right)^2}. \quad (11)$$

The introduction of more and more sparticles i, j of the same kind could only lead to an asymptotical increase of $\langle \sigma_{\text{eff}} v \rangle_x$ towards the value we would obtain by neglecting the stau degrees of freedom in the denominator altogether. However, this saturation would only be achieved if all cross sections $\langle \sigma_{ij} v \rangle_x$ were equally large. This is usually not the case. For instance, introducing an additional squark generation in a squark co-annihilation scenario effectively reduces $\langle \sigma_{\text{eff}} v \rangle_x$ due to the

²At least not significantly. The introduction of additional Majorana fermions as co-annihilating sparticles could in principle reduce the yield by up to a factor of 2 if all combinations of initial sparticles which include at least one Majorana fermion provide the same cross section.

smaller inter-generational interactions, i.e., the smaller cross sections $\langle\sigma_{ij}v\rangle_x$ for i, j belonging to different generations. This is an important fact which severely restricts the possibilities for exceptionally small stau yields as the result of co-annihilation effects and enables an economical discussion of the various combinations of co-annihilating sparticles that could occur in the general pMSSM. In particular, it allows us to study the different cases in an isolated way.

After we have discussed the general scaling behavior of the yield with the initial state sparticle masses as well as the behavior under the introduction of additional initial and final states, in the following we will comment on the parameters that govern the size of the cross section $\tilde{\sigma}_{ij}$ for fixed initial and final states.

There are basically two ways how the free SUSY parameters a_{SUSY} could affect the cross section $\tilde{\sigma}_{ij}$. One is the strength of the involved couplings. Besides the known SM gauge couplings the MSSM contains the couplings of the sfermions \tilde{f} to the Higgses which involve the trilinear soft terms A_f , $\tan\beta$ and the higgsino mass parameter μ as a priori free parameters of the theory. Although subject to constraints (see section 4) these couplings can be very large [13, 12] and the resulting cross sections can even be larger than the ones for processes dominated by the strong interaction. All other couplings in the theory are given by SM gauge couplings (multiplied by possible suppression factors ≤ 1 due to mixings) or are proportional to the mass of the involved particle and thus do not introduce additional free parameters. The second is the appearance of non-SM particles in the intermediate states of the annihilation processes. On the one hand SUSY particles can appear in the t -channel of the annihilation processes. On the other hand the heavy Higgses whose masses are determined by m_A can appear in the s -channel. Especially the latter effect can lead to a drastic enhancement of the cross section close to the resonant pole $m_A \simeq 2m_{\tilde{\tau}_1}$ [12] (or $m_A \simeq 2m_{\text{co-ann}}$ for the case of a co-annihilating particle).

With these general remarks in mind, we will now systematically explore the different distinct regions in the pMSSM parameter space.

3 A systematic survey in the pMSSM

In this section we will give an overview of different regions in the pMSSM parameter space characterized by the physical processes governing the stau yield and the resulting ranges of values.

- In section 3.1 we will consider the case of no sfermion mixings and no co-annihilation effects. In the case of no sfermion mixings, all couplings are determined by the known gauge couplings and masses of the involved particles, as well as the field decomposition in the EW gaugino sector. Then the only parameters governing the yield are the stau mass and the masses and mixings of EWinos appearing in the t -channel diagrams. We consider a purely right-handed stau as well as a purely left-handed stau and investigate the dependence of the yield on the variation of both stau masses and the EWino mass parameters M_1 , M_2 and μ .

- In section 3.2 we allow for co-annihilation effects by approaching the region $a_i \lesssim 1.1$, where we successively consider co-annihilation with sleptons, gauginos, and squarks. Naturally, the yield in this case additionally depends on the respective value(s) of a_i and thereby the mass of the additional co-annihilating sparticle(s), as well as the handedness of the NLSP. Furthermore, for the case of EWino co-annihilation we vary m_A and thus examine the effect of the opening up of additional Higgs final state channels and Higgs resonances.
- In section 3.3 we finally allow for significant left-right mixing of the sfermions, thereby enabling large sfermion-Higgs interactions either in the third-generation squark sector (in a co-annihilating setup) or in the stau sector. In both cases, by varying m_A , effects of additional Higgs final state channels and Higgs resonances are studied. Besides the respective mixing angles and masses, in addition there is a strong dependence for diagrams involving light or heavy CP -even Higgses in the final or intermediate state on the A -parameters of the third-generation squarks as well as μ and $\tan\beta$.

If not stated otherwise, we set all rescaled mass parameters $a_i \equiv m_i/m_{\tilde{\tau}_1}$ that are not under consideration to $a_i = 4$, which we consider sufficiently large to ensure that processes containing these particles are significantly suppressed and generically do not contribute to the stau yield. All spectra in this section are calculated using SUSPECT 2.41 [26] at leading order.³

3.1 Stau pair annihilation in the absence of left-right mixing

In this subsection we consider stau annihilation in the absence of large left-right mixing and co-annihilation effects with other sparticles.⁴ If not stated otherwise, in order to achieve purely right- or left-handed mass eigenstates we choose a low value for $\tan\beta$ ($\tan\beta = 2$) and enforce the cancelation $A_\tau = \mu \tan\beta$, so that $X_\tau \equiv A_\tau - \mu \tan\beta$ is zero and thus the stau mass matrix is diagonal, cf. appendix B.

In this case, the stau yield depends only on the stau mass and on the masses and mixings of EWinos appearing in the t -channel of the annihilation processes. Figure 1 shows the stau yield as a function of the stau mass for a purely right-handed and purely left-handed lighter stau $\tilde{\tau}_1$. For this plot, the tau sneutrino mass is set to $m_{\tilde{\tau}_1}$ by hand for $\tilde{\tau}_1 = \tilde{\tau}_L$.⁵

As we expect from the discussion above, the stau yield has an almost linear dependence on the stau mass. In fact, the expressions

$$Y_{\tilde{\tau}_1=\tilde{\tau}_R} = 1.59 \times 10^{-12} \left(\frac{m_{\tilde{\tau}_1}}{1 \text{ TeV}} \right)^{0.9} \quad (12)$$

³For the study of idealized cases in this section we switched off the higher-order corrections in the spectrum generation by setting `CHOICE(7)=0`. The computation of the yield in the Monte Carlo scan in section 5 contains the full radiative corrections provided by SUSPECT.

⁴For a left-handed lighter stau we have to take sneutrino co-annihilation effects into account.

⁵Strictly speaking, this choice should be considered as a limiting case which is not a valid point in the MSSM, since $m_{\tilde{\nu}_\tau} < m_{\tilde{\tau}_1}$ for a purely left-handed lighter stau. However, it approximates nearby valid points with an almost left-handed lighter stau and a slightly heavier sneutrino.

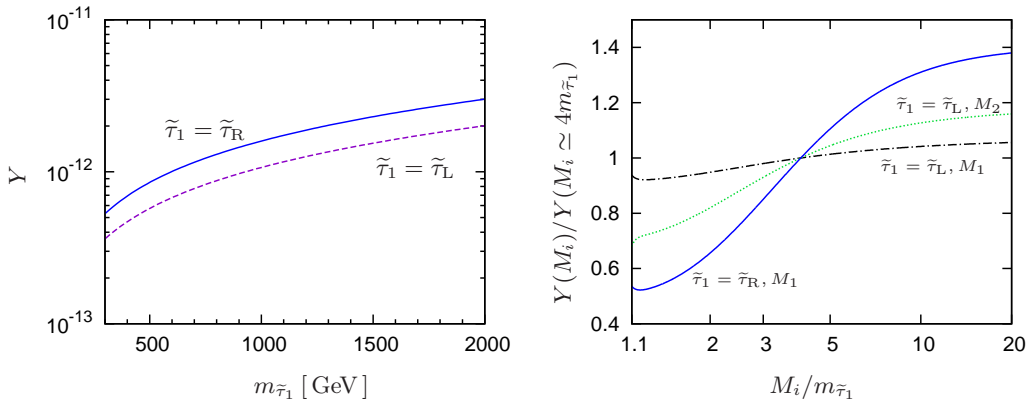


Figure 1: Left panel: Stau yield Y as a function of the stau mass $m_{\tilde{\tau}_1}$ for a right-handed lighter stau as well as for a left-handed lighter stau mass-degenerate with the tau sneutrino (to be considered as a limiting case for realistic spectra). All other SUSY mass parameters are set to $4m_{\tilde{\tau}_1}$. Right panel: Effects of EWinos in the t -channel. The curves show the yield as a function of $M_i/m_{\tilde{\tau}_1}$ for the bino mass parameter, $i = 1$, with $\tilde{\tau}_1 = \tilde{\tau}_R$ (blue solid curve) and $\tilde{\tau}_1 = \tilde{\tau}_L$ (black dot-dashed curve) as well as for the wino mass parameter, $i = 2$, with $\tilde{\tau}_1 = \tilde{\tau}_L$ (green dotted curve). All curves are normalized to their respective value at $M_i/m_{\tilde{\tau}_1} = 4$.

for a right-handed lighter stau and

$$Y_{\tilde{\tau}_1 \simeq \tilde{\tau}_L} = 1.07 \times 10^{-12} \left(\frac{m_{\tilde{\tau}_1}}{1 \text{ TeV}} \right)^{0.9} \quad (13)$$

for a left-handed lighter stau describe the results in the given range at a percent level fit accuracy.

In eq. (8), we have argued that we generically expect a constant scaling of the yield with respect to the stau mass if all other SUSY parameters are fixed and the effective cross section is independent of SM-like scales, which are parametrized by a_{SM} . Therefore, the deviation from this expected scaling behavior in the above expressions calls for a more thorough investigation. Indeed, if the cross section defined by eq. (5) exists and is finite in the limit $a_{\text{SM}} \rightarrow 0$, eq. (3) is expected to hold *independent* of the x -dependence of $\langle \sigma_{\text{eff}} v \rangle_x$. Consequently, these deviations must come from the approximations employed in deriving eq. (3), i.e., from the freeze-out approximation with constant x_f and from neglecting $1/Y(x_f)$. Indeed, the value of x_f chosen by MICROMEAS varies with $m_{\tilde{\tau}_1}$.

Considering the case of the right-handed stau, for our choice, $m_i/m_{\tilde{\tau}_1} \simeq 4$, the dominant annihilation processes are $\tilde{\tau}_1 \tilde{\tau}_1 \rightarrow \gamma\gamma$ (38%), $\tilde{\tau}_1 \tilde{\tau}_1 \rightarrow \tau\tau$ via (the bino content of) neutralinos in the t -channel (30%) and $\tilde{\tau}_1 \tilde{\tau}_1 \rightarrow \gamma Z$ (23%) followed by $\tilde{\tau}_1 \tilde{\tau}_1 \rightarrow ZZ$ (4%) and $\tilde{\tau}_1 \tilde{\tau}_1 \rightarrow WW$ (1.5%).⁶ For the left-handed lighter stau the unavoidable co-annihilation processes involving the tau sneutrino are important. As it is typical for co-annihilation scenarios, many processes contribute similarly strong to the annihilation. For $m_i/m_{\tilde{\tau}_1} \simeq 4$ the most important channels (contribution more than 10%) are $\tilde{\tau}_1 \tilde{\tau}_1 \rightarrow WW$ (15%), $\tilde{\nu}_\tau \tilde{\nu}_\tau \rightarrow WW$ (14%), $\tilde{\tau}_1 \tilde{\nu}_\tau \rightarrow \gamma W$ (13%) and $\tilde{\nu}_\tau \tilde{\nu}_\tau \rightarrow ZZ$ (12%).

⁶Whenever we give percentages of contributions, we refer to the importance of the respective process for the final yield as reported by MICROMEAS.

Effects of varying the mass of the bino and wino appearing in the t -channel diagrams are shown in the right panel of figure 1. The additional t -channel diagrams have the effect of lowering the stau yield. For the right-handed stau, when lowering M_1 the channel $\tilde{\tau}_1\tilde{\tau}_1 \rightarrow \tau\tau$ becomes more important reaching a maximum of around 65% for an approximate degeneracy of the bino-like neutralino and the stau, i.e., $M_1/m_{\tilde{\tau}_1} \simeq 1.1$ (where co-annihilation effects are still small). Since the other channels (listed above) are not affected by the variation of M_1 , their absolute contribution remains unchanged and the yield drops by a factor of roughly 0.5, accordingly. For $M_1/m_{\tilde{\tau}_1} = 1.1$, the pre-factor in eq. (12) would become 8.55×10^{-13} , in rough agreement with the results given in [27, 11]. For a completely decoupled bino the yield pre-factor in eq. (12) would change to 2.24×10^{-12} according to the missing channel $\tilde{\tau}_1\tilde{\tau}_1 \rightarrow \tau\tau$. For the left-handed stau the t -channel diagrams are less important in comparison. For the case of small M_2 (but again above the region where co-annihilation is efficient) the t -channel processes $\tilde{\tau}_1\tilde{\nu}_\tau \rightarrow \tau\nu_\tau$, $\tilde{\nu}_\tau\tilde{\nu}_\tau \rightarrow \nu_\tau\nu_\tau$ and $\tilde{\tau}_1\tilde{\tau}_1 \rightarrow \tau\tau$ (each of which contributes around 13%) become the most important processes followed by $\tilde{\tau}_1\tilde{\tau}_1 \rightarrow WW$ (10%). In contrast, lowering the bino mass does not have a large effect on the yield of the left-handed stau; in particular, the respective t -channel processes do not become the leading contributions. The (absolute) yield for right-handed staus even becomes smaller than the yield for left-handed staus for $M_1/m_{\tilde{\tau}_1} \simeq 1.1$ [12]. In all cases the exponent of the $m_{\tilde{\tau}_1}$ -dependence of the yield stays approximately constant when varying $M_1/m_{\tilde{\tau}_1}$ or $M_2/m_{\tilde{\tau}_1}$.

3.2 Co-annihilation regions

Co-annihilation effects can be important whenever the mass splitting Δm between the stau NLSP and the next-heavier sparticle(s) is of the order of the freeze-out temperature, $\Delta m/m_{\tilde{\tau}_1} \simeq x_f^{-1}$. Given that the typical freeze-out temperature corresponds to $x_f \simeq 25$, co-annihilation effects are expected to be significant for relative mass degeneracies of around 5–10% [20].

We will now systematically investigate how the stau yield changes if additional co-annihilating particles are introduced. Further, exemplarily we show how simple estimates including the exact consideration of all degrees of freedom can successfully predict the relative change in the yields. In the following we consider $Y_{\tilde{\tau}_1=\tilde{\tau}_R}$ and $Y_{\tilde{\tau}_1\simeq\tilde{\tau}_L}$ from eqs. (12) and (13) as reference yields that we normalize our results to. We choose $m_{\tilde{\tau}_1} = 1000$ GeV and we systematically vary the mass ratios $m_i/m_{\tilde{\tau}_1}$ for the different sparticle species i in order to study co-annihilation effects of the sparticles in the MSSM in an isolated way. If not stated otherwise we vary the corresponding soft masses and plot the physical sparticle mass. If several sparticle masses are governed by one parameter that is subject to variation, we plot the smallest among these sparticle masses, if not stated otherwise. For example, if we vary the soft mass of the left-handed sleptons, we plot the sneutrino mass.

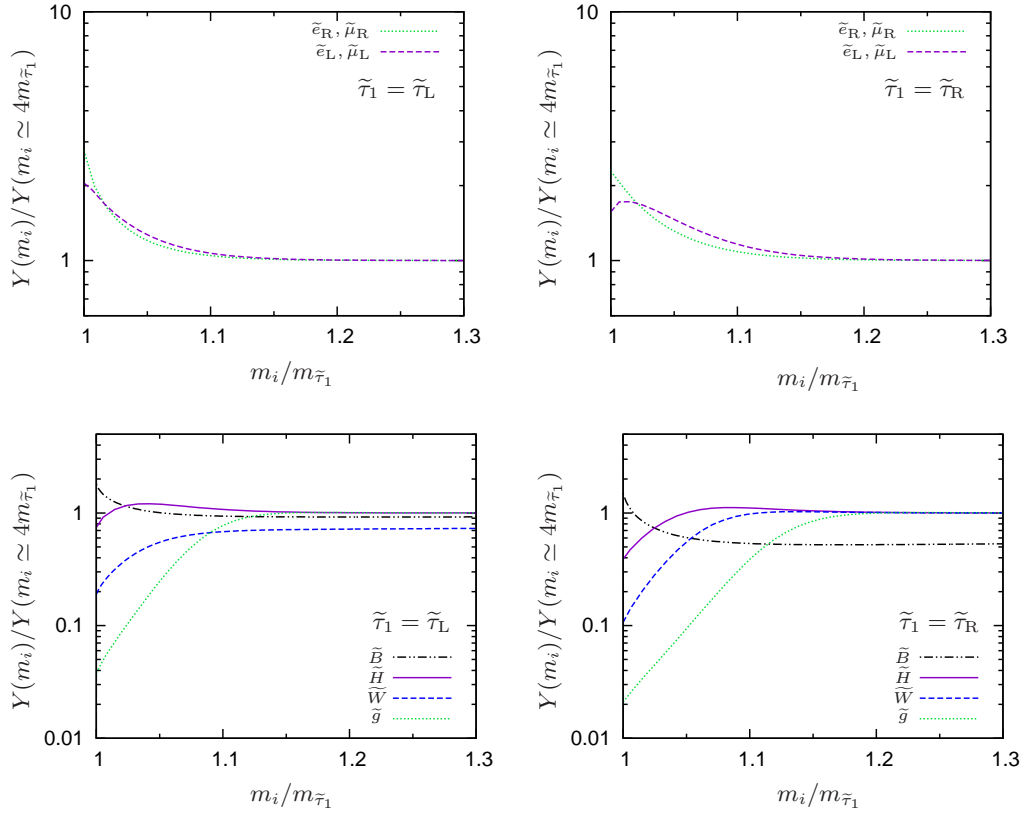


Figure 2: Stau yield Y for different co-annihilating sparticles i normalized to the respective stau yield at $m_i = 4m_{\tilde{\tau}_1}$. The plots are shown for a left-handed lighter stau $\tilde{\tau}_1 \simeq \tilde{\tau}_L$ (left panels) and for a right-handed lighter stau $\tilde{\tau}_1 \simeq \tilde{\tau}_R$ (right panels). Top: degenerate sleptons. Bottom: degenerate gauginos.

3.2.1 Co-annihilation with sleptons of the first and second generation

The upper panels of figure 2 show the co-annihilation of staus with right- and left-handed sleptons of the first and second generation. The stau yield increases with an increasing importance of co-annihilation effects. This can be understood as follows. As an example, let us consider the case of a right-handed lighter stau which is mass-degenerate with the right-handed selectron and smuon. In the limit of complete degeneracy the denominator in eq. (9) is enhanced by a factor of 9. On the other hand, not all cross sections $\langle\sigma_{ij}v\rangle_x$ ($i, j = 1, 2, 3$ denote the generations) are equally large, as for $i \neq j$ only t -channel diagrams contribute. Accordingly, in the limit of a completely decoupled bino, the numerator in eq. (9) increases only by a factor of 3 and hence, since $Y \propto \langle\sigma_{\text{eff}}v\rangle_x^{-1}$, the yield would increase by a factor of around 3 with respect to the non-degenerate case. However, for the considered case of $M_1 \simeq 4m_{\tilde{\tau}_1}$, the t -channel neutralino contribution is important. The six channels $\tilde{\ell}_i\tilde{\ell}_j \rightarrow \ell_i\ell_j$ contribute around 7.7% each. For the choice $m_{\tilde{B}} \simeq 1.1m_{\tilde{\tau}_1}$,⁷ each channel contributes around 13%. Thus, the net increase of the stau yield is milder in the presence of the t -channel bino contributions and turns out to be 2.3 and 1.8 for the former and latter choice for $m_{\tilde{B}}$, respectively. This agrees with the findings in [11, 28].

3.2.2 Co-annihilation with gauginos

In this paragraph, we discuss the effects of co-annihilation of staus and gauginos from the electroweak as well as strong gauge groups. While the yield is generically lowered for sizeable co-annihilation cross sections, a special case is given for the co-annihilation with bino eigenstates, where we obtain an increase in the overall yield.

The lower panels of figure 2 show the co-annihilation effects for gauginos. We vary M_1, M_2, μ and M_3 and plot the mass of the lightest EWino (which is the lightest neutralino) and the gluino, respectively. Hence, we consider (almost) pure gauge eigenstates in the EWino sector. The effects of large mixing in the EWino sector will be discussed in section 3.2.4. Due to the smaller annihilation cross section of the bino the net effect of bino co-annihilation increases the yield. This is, again, due to the increase in the degrees of freedom by a factor of 2 (for the right-handed lighter stau) or 3/2 (for the left-handed lighter stau, accompanied by the tau sneutrino). At the same time the pair-annihilation of the binos is negligible and the associated co-annihilation of neutralinos with staus (or with tau sneutrinos) is sub-leading—in the limit of complete degeneracy the corresponding contributions add up to less than 25% in the case of a right-handed light stau and 20% in the case of a left-handed light stau. Consequently, for the right-handed stau we expect from eqs. (3) and (9)

$$\frac{2g_{\tilde{\tau}_R}^2 \langle\sigma_{\tilde{\tau}_R\tilde{\tau}_R^*}v\rangle_x}{(2g_{\tilde{\tau}_R} + g_{\tilde{B}})^2} \propto \frac{0.75}{Y(m_{\tilde{B}} = m_{\tilde{\tau}_1})}. \quad (14)$$

(In this and the following estimates we make use of the fact that for annihilation processes

⁷ $m_{\tilde{B}}$ denotes the mass of a bino-like lightest neutralino.

without resonant or threshold effects the thermally averaged cross section can be expanded in $1/x$ where the leading contribution is independent of x [21].) At $m_{\tilde{B}} \simeq 1.1m_{\tilde{\tau}_1}$, where co-annihilation is already inefficient but the t -channel neutralino contributions are (still) maximal,

$$\frac{2g_{\tilde{\tau}_R}^2 \langle \sigma_{\tilde{\tau}_R \tilde{\tau}_R^*} v \rangle_x}{(2g_{\tilde{\tau}_R})^2} \propto \frac{1}{Y(m_{\tilde{B}} = 1.1m_{\tilde{\tau}_1})}. \quad (15)$$

Using $g_{\tilde{\tau}_R} = 1$ and $g_{\tilde{B}} = 2$, we obtain

$$\frac{Y(m_{\tilde{B}} = m_{\tilde{\tau}_1})}{Y(m_{\tilde{B}} = 1.1m_{\tilde{\tau}_1})} \simeq 3, \quad (16)$$

in good agreement with figure 2 (lower right panel, dot-dashed curve). For $\tilde{\tau}_1 = \tilde{\tau}_L$, a similar estimate yields a net increase in the yield by a factor of around 2 with respect to the yield at $m_{\tilde{B}} \simeq 1.1m_{\tilde{\tau}_1}$.

In contrast, for wino co-annihilation the annihilation of the wino-like neutralino and chargino among themselves is the dominant contribution. For a right-handed lighter stau these contribute almost 100% to the annihilation cross section while for a left-handed lighter stau they contribute more than 50% followed by associated co-annihilation processes of neutralino and chargino with the lighter stau and the tau sneutrino amounting to a contribution around 30%. Hence, due to the larger annihilation cross sections of wino-like EWinos the stau yield is significantly reduced despite the 6 additional degrees of freedom introduced by the mass-degeneracy of one neutralino and chargino.

For higgsino co-annihilation the relative importance of annihilation and co-annihilation processes is not vastly different. However, due to the 8 additional degrees of freedom the net reduction of the stau yield is less. In the case of a left-handed lighter stau the yield even increases slightly at around $m_{\tilde{H}}/m_{\tilde{\tau}_1} \simeq 1.05$.

For the case of gluino co-annihilation the situation is even more pronounced than for the wino case, since $\langle \sigma_{\tilde{g}\tilde{g}} v \rangle_x \gg \langle \sigma_{\tilde{\tau}_1 \tilde{\tau}_1} v \rangle_x$ and $\sigma_{\tilde{g}\tilde{\tau}} = 0$. In the case of a mass-degenerate gluino, eqs. (3) and (9) yield $Y \propto (g_{\tilde{g}} + 2g_{\tilde{\tau}})^2 / g_{\tilde{g}}^2$. Accordingly, the yields for a left-handed and a right-handed lighter stau differ only due to the extra degrees of freedom of the tau sneutrino, $Y_{\tilde{\tau}_1 = \tilde{\tau}_L} / Y_{\tilde{\tau}_1 = \tilde{\tau}_R} \simeq (g_{\tilde{g}} + 2g_{\tilde{\tau}_1} + 2g_{\tilde{\nu}_\tau})^2 / (g_{\tilde{g}} + 2g_{\tilde{\tau}_1})^2 \simeq 1.2$. (The relative yields in figure 2, which are normalized to the respective yield without co-annihilation, show a larger difference, due to the difference in the reference yields.) Gluino pair annihilation processes are dominant up to a relative mass difference to the stau of 7% and 6% for a right-handed and left-handed lighter stau, respectively.

3.2.3 Co-annihilation with squarks

In the upper left panel of figure 3 we show the co-annihilation effects of the first two generation squarks for a right-handed stau. We vary the soft masses $m_{\tilde{Q}_{1,2}}$, $m_{\tilde{u}_{1,2}}$ and $m_{\tilde{d}_{1,2}}$ and plot the mass of the lightest among the squarks whose mass is dictated by the respective parameter. Although the involved strong interactions lead to relatively large cross sections (and in particular $\sigma(\tilde{q}\tilde{q} \rightarrow X) \gg \sigma(\tilde{\tau}_1 \tilde{\tau}_1 \rightarrow X')$) the decrease in the

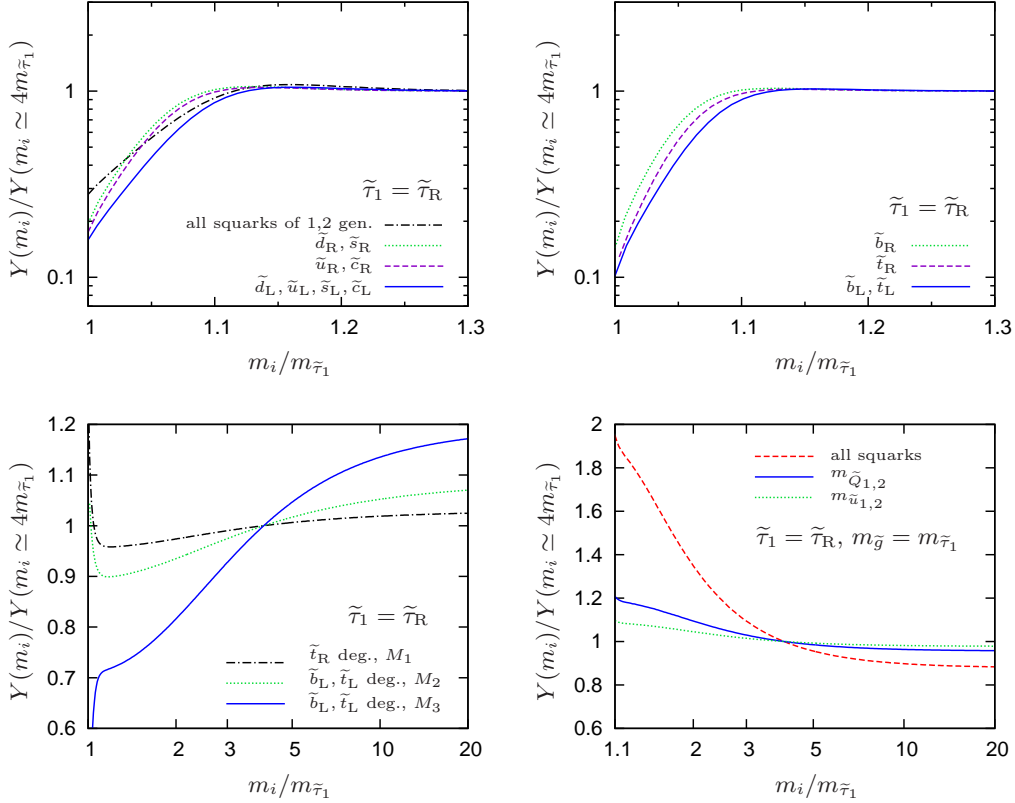


Figure 3: Upper panel: Stau yield Y for different co-annihilating squarks i normalized to the respective stau yield at $m_i = 4m_{\tilde{\tau}_1}$. The plots show the case of a right-handed lighter stau $\tilde{\tau}_1 = \tilde{\tau}_R$. Lower left panel: Effects of the variation of the bino (black dot-dashed line), wino (green dotted line) and gluino (blue solid line) mass parameter in a co-annihilation scenario with third-generation squarks. We adjusted $m_{\tilde{u}_{3,2}}$ and $m_{\tilde{Q}_{3,2}}$ such that the corresponding lighter sparticle (the stop and sbottom, respectively) is exactly mass-degenerate with the stau. Lower right panel: Effects of the presence of squarks in the t -channel of gluino co-annihilation diagrams. We adjust the gluino to be exactly mass-degenerate with the stau and varied $m_{\tilde{u}_{1,2}}$ (green dotted curve), $m_{\tilde{Q}_{1,2}}$ (blue solid curve) and all soft parameters of the three squark generations, namely $m_{\tilde{u}_{1,2,3}}$, $m_{\tilde{d}_{1,2,3}}$ and $m_{\tilde{Q}_{1,2,3}}$ simultaneously (red dashed curve).

yield is significantly less pronounced than in the case of gluino co-annihilation. We can understand this as follows, considering the case of a full degeneracy of the stau with the right-handed up-type squarks of the first two generations. The dominant annihilation channels in this case are $\tilde{u}_R \tilde{u}_R^* \rightarrow gg$ and $\tilde{c}_R \tilde{c}_R^* \rightarrow gg$ and contribute 72% to the annihilation cross section. We compare this contribution with the case when there is no co-annihilation with squarks. In the latter case $\tilde{\tau}_1 \tilde{\tau}_1 \rightarrow \gamma\gamma$ contributes 38% to the total annihilation cross section. From these numbers we can estimate the expected reduction of the yield. From eqs. (3) and (9),

$$\frac{4g_{\tilde{u}_R}^2 \langle \sigma(\tilde{u}_R \tilde{u}_R^* \rightarrow gg) v \rangle_x}{(2g_{\tilde{\tau}_1} + 4g_{\tilde{u}_R})^2} \propto \frac{0.72}{Y(m_{\tilde{u}_R} = m_{\tilde{\tau}_1})} \quad (17)$$

for the case of co-annihilation and

$$\frac{2g_{\tilde{\tau}_1}^2 \langle \sigma(\tilde{\tau}_1 \tilde{\tau}_1^* \rightarrow \gamma\gamma) v \rangle_x}{(2g_{\tilde{\tau}_1})^2} \propto \frac{0.38}{Y(m_{\tilde{u}_R} \simeq 4m_{\tilde{\tau}_1})} \quad (18)$$

for the case without co-annihilation, and thus

$$\frac{Y(m_{\tilde{u}_R} = m_{\tilde{\tau}_1})}{Y(m_{\tilde{u}_R} \simeq 4m_{\tilde{\tau}_1})} \simeq 5.2 \frac{\langle \sigma(\tilde{\tau}_1 \tilde{\tau}_1^* \rightarrow \gamma\gamma) v \rangle_x}{\langle \sigma(\tilde{u}_R \tilde{u}_R^* \rightarrow gg) v \rangle_x} \simeq 0.17. \quad (19)$$

We approximated the ratio between the two cross sections by the unaveraged cross sections in the non-relativistic regime as computed by CALCHEP [29]. This estimate comes very close to the value that is displayed in the upper left plot of figure 3 (purple dashed line).

Since for a close mass degeneracy the pair annihilation processes of squarks dominate over stau pair annihilation and associated squark-stau annihilation, the absolute stau yield for a left- and right-handed stau are virtually identical. This is why we refrain from showing the corresponding plot for the left-handed stau in figure 3. The main difference in such a plot would arise from the mere difference in the reference yields for left- and right-handed staus.

The difference between the reductions of the yield for up- and down-type right-handed squarks arises solely from the different cross sections, since the number of degrees of freedom is exactly the same. The difference is induced from subdominant channels containing γg and $Z g$ final states. These contributions are sensitive to the charge of the corresponding squarks, leading to a smaller yield for the up-type squarks.

In the case of degenerate left-handed squarks additional annihilation channels open up, namely the annihilation of up-type-down-type squark pairs arising from diagrams with t -channel squarks or charginos as well as the four vertex contact interactions $\tilde{u}_L \tilde{d}_L \rightarrow W g$. We found that the cross section for these processes containing electroweak interactions are almost as large as those induced by strong interactions. Furthermore, we observed a constructive interference between gluino and wino exchanging t -channel diagrams. In fact, this leads to a significant increase of the effective thermally averaged cross section with respect to the case of right handed squarks which overcompensate the doubling in the degrees of freedom. Finally, for the case $m_{\tilde{Q}_{1,2}} = m_{\tilde{u}_{1,2}} = m_{\tilde{d}_{1,2}}$ we observe a clear increase in the yield as a mere result of an increase in the degrees of freedom relative to the cases considered before.

The upper right panel of figure 3 shows the co-annihilation effects of the third-generation squarks. The relative behavior of the yield for the case of \tilde{b}_R , \tilde{t}_R and $(\tilde{b}, \tilde{t})_L$ is comparable to the yield in the corresponding cases for degenerate first two generations. The overall decrease in the yield due to the co-annihilation effects is smaller as the inter-generation initial states, for which the cross section is considerably smaller, are absent. It is interesting to note that channels with Higgs particles in the final states, which contain contact term interactions arising from the F - and D -terms in the scalar potential, are not suppressed in the absence of sfermion mixing. However, they do not

play an important role even for the stop although the diagram arising from the F -term is proportional to the Yukawa coupling squared.

Effects of gauginos appearing in the t -channel of the squark annihilation processes are shown in the lower left panel of figure 3. For the blue solid and green dotted curve we fixed $m_{\tilde{Q}_3}$ such that $m_{\tilde{b}_1} = m_{\tilde{\tau}_1}$ ($m_{\tilde{t}_1}$ is slightly larger) and varied $M_3/m_{\tilde{\tau}_1}$ and $M_2/m_{\tilde{\tau}_1}$, respectively. For the black dot-dashed curve we fixed $m_{\tilde{u}_3}$ such that $m_{\tilde{t}_1} = m_{\tilde{\tau}_1}$ and varied $M_1/m_{\tilde{\tau}_1}$.⁸ All curves are normalized to the respective values at $a_i = 4$. As in the case of slepton annihilation, the t -channel contributions increase the effective annihilation cross section for small gaugino masses. However, the relative effect is smaller, cf. right panel of figure 1. For $M_i/m_{\tilde{\tau}_1} \lesssim 1.1$ co-annihilation effects of gauginos become important. For bino and winos these effects increase the yield due their smaller annihilation cross sections relative to those of the squarks on the one hand and the additional degrees of freedom on the other hand. For the gluino, co-annihilation effects lead to a further reduction of the yield despite the additional degrees of freedom. In order to further understand the interplay between squarks and gluinos, in the lower right panel of figure 3 we fixed $m_{\tilde{g}} = m_{\tilde{\tau}_1}$ and varied certain squark masses (according to our convention, all others are kept at $4m_{\tilde{\tau}_1}$). The contributions from t -channel squarks in the gluino-annihilation processes cause a destructive interference. For the green dotted and blue solid curve we vary the soft parameters $m_{\tilde{u}_{1,2}}$ ($m_{\tilde{d}_{1,2}}$ obviously give the same result) and $m_{\tilde{Q}_{1,2}}$, respectively. For the red dashed curve we varied all (bilinear) soft mass parameters of the first- to third-generation squarks simultaneously. Interestingly, among scenarios with squark and gluino co-annihilation a scenario with a mass-degenerate gluino and decoupled squarks would have the smallest stau yield.

3.2.4 Varying m_A in the case of EWino co-annihilation

We now vary the parameter m_A in order to investigate the potential for changes in the cross sections of the EWino co-annihilation scenario due to additional intermediate and final states, especially around the resonant pole of an s -channel heavy Higgs and below the threshold for heavy Higgs final states. The EWino couplings to the Higgs are always of the type $\tilde{H}\tilde{W}\Phi$ or $\tilde{H}\tilde{B}\Phi$, where \tilde{W} and \tilde{B} denote the wino and bino gauge eigenstates, \tilde{H} the higgsino gauge eigenstate and Φ a Higgs. Hence, pair-annihilation of EWinos into Higgses requires either a substantial higgsino admixture for the lightest EWinos or the presence of a higgsino-like EWino sufficiently light to significantly contribute in the t -channel. However, as we do not observe any change in the yield and the relative contributions when passing the heavy Higgs production threshold EWino pair annihilation into heavy Higgs final states is not an important channel (see figure 4 at $m_A/m_{\tilde{\tau}_1} \lesssim 1$).

Resonance effects occurring for $m_\chi \simeq 2m_A$ are only important in the case of a large higgsino admixture in the lightest EWinos participating in the pair co-annihilation processes. Figure 4 shows the yield in a co-annihilation scenario where the lightest EWino

⁸Since the result is very sensitive to the mass of the co-annihilating particle, we enforced the precise degeneracy of $m_{\tilde{\tau}_1}$ and $m_{\tilde{t}_1}$ or $m_{\tilde{b}_1}$ by an iterative computation of the spectrum. We will perform such an iterative procedure in all cases where the result depends on the precise values of parameters that are required to be constant.

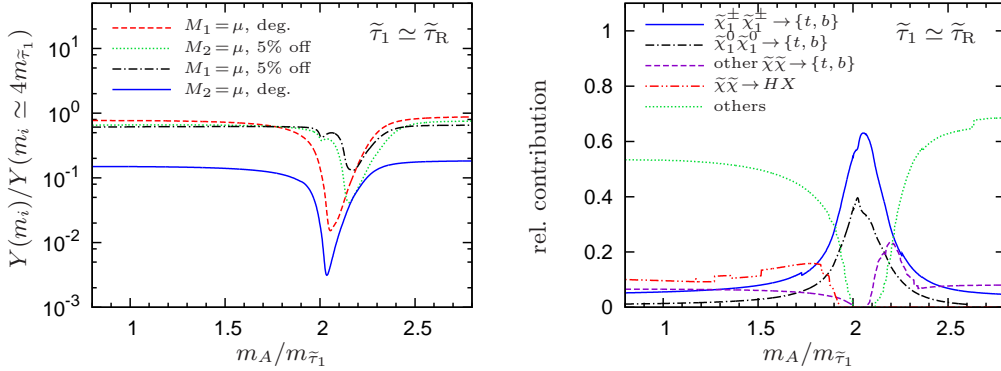


Figure 4: Stau yield Y in the presence of EWinos close in mass to the stau. We chose the lightest EWinos to have maximal bino-higgsino and wino-higgsino mixing by taking $M_1 = \mu$ and $M_2 = \mu$, respectively. The bino and wino mass parameters were adjusted to achieve either exact mass-degeneracy between the $\tilde{\tau}_1$ and the lightest neutralino (denoted by ‘deg.’) or $m_{\tilde{\chi}_1^0} = 1.05m_{\tilde{\tau}_1}$ (denoted by ‘5% off’). The right panel shows the relative annihilation contributions for a few classes of channels in the case $M_2 = \mu$ and $m_{\tilde{\chi}_1^0} = m_{\tilde{\tau}_1}$. The abbreviation $\{t, b\}$ denotes all channels with only tops and/or bottoms in the final states. The abbreviation HX denotes all channels with exactly one heavy Higgs field H^0 , H^\pm or A^0 in the final state.

is a bino-higgsino mixture ($M_1 = \mu$, $M_2 = 4m_{\tilde{\tau}_1}$) or a wino-higgsino mixture ($M_2 = \mu$, $M_1 = 4m_{\tilde{\tau}_1}$). We vary m_A and show the yield as a function of $m_A/m_{\tilde{\tau}_1}$, for a complete degeneracy $m_{\tilde{\chi}_1^0} = m_{\tilde{\tau}_1}$ and for a relative deviation of 5%, $m_{\tilde{\chi}_1^0} = 1.05m_{\tilde{\tau}_1}$. The resonant EWino co-annihilation can lower the yield by more than two orders of magnitude. This is analogous to what happens in the H/A -funnel region of a neutralino LSP scenario [30, 31, 32, 33, 34, 35]. These results were obtained for $\tan\beta = 2$. However, we found very similar results with $\tan\beta = 40$, although with a slightly shallower dip in the resonance. For $M_2 = \mu$ as well as $\tan\beta = 2$ and $\tan\beta = 40$ the dominant annihilation channel is $\tilde{\chi}_1^\pm \rightarrow t\bar{t}$ and $\tilde{\chi}_1^\pm \rightarrow b\bar{b}$ in the resonance, respectively. The small dip in the curves for $M_1 = \mu$ slightly below the main resonance is caused by resonant annihilation of staus via the CP -even heavy Higgs.⁹ For the case $M_1 \simeq M_2 \simeq \mu$, not shown here, the yield tends to be larger again due to the additional degrees of freedom.

The right panel of figure 4 shows the annihilation contributions for $M_2 = \mu$ and $m_{\tilde{\chi}_1^0} = m_{\tilde{\tau}_1}$. The contribution $\tilde{\chi}\tilde{\chi} \rightarrow HX$ denotes all channels with EWinos in the initial state and exactly one of the Higgs fields H^0 , H^\pm , A^0 in the final state. (Channels with two Higgs fields in the final state contribute negligibly.) Independent of m_A , the contribution of channels with one light Higgs h in the final states is roughly a fifth of the remaining contributions denoted by ‘others’ in the plot.

⁹In contrast to the scans we showed before, here we do not enforce exactly vanishing stau mixing, since this would require very large values for A_τ for $\tan\beta = 40$. Instead, we set $m_{\tilde{\tau}_3} \simeq 1$ TeV, $m_{\tilde{L}_3} \simeq 4$ TeV and $A_\tau = 0$, accepting a very small left-right mixing.

3.3 Large sfermion mixings

3.3.1 Co-annihilation with mixed stops

Still restricting ourselves to the case of small left-right mixing of the staus, we will now discuss the case of co-annihilation with squarks that acquire substantial left-right mixing. The potentially large couplings of sfermions to the Higgses are proportional to the left-right mixing and proportional to the parameters appearing in the off-diagonal terms in the mass matrix. We assume no particularly large X_f in the first two generations and restrict the discussion to the third-generation sfermions, i.e., to the case of a co-annihilating sbottom or stop. The couplings of the sbottom and stop to the neutral, CP -even Higgses h, H are summarized in appendix C. In the decoupling limit, $M_Z \ll m_A$, and for enhanced Higgs-sfermion couplings, these couplings can be approximated by

$$C[h, \tilde{b}_1, \tilde{b}_1] \simeq \frac{g m_b}{2M_W} (A_b - \mu \tan \beta) \sin 2\theta_{\tilde{b}} \equiv \hat{C}_{h, \tilde{b}_1}, \quad (20)$$

$$C[H, \tilde{b}_1, \tilde{b}_1] \simeq \frac{g m_b}{2M_W} (A_b \tan \beta + \mu) \sin 2\theta_{\tilde{b}} \equiv \hat{C}_{H, \tilde{b}_1}, \quad (21)$$

$$C[h, \tilde{t}_1, \tilde{t}_1] \simeq \frac{g m_t}{2M_W} (A_t - \mu \cot \beta) \sin 2\theta_{\tilde{t}} \equiv \hat{C}_{h, \tilde{t}_1}, \quad (22)$$

$$C[H, \tilde{t}_1, \tilde{t}_1] \simeq \frac{g m_t}{2M_W} (A_t \cot \beta + \mu) \sin 2\theta_{\tilde{t}} \equiv \hat{C}_{H, \tilde{t}_1}. \quad (23)$$

We will here exemplarily focus on the stop. We do not encounter potentially larger enhancements of the couplings for sbottom co-annihilation. The smaller Yukawa coupling, in contrast, tends to require larger SUSY parameters in order to obtain the same coupling strength. Moreover, the couplings of the sbottom and a stau are similar in the sense that they can become very large for large $\tan \beta$. In this concern it is more interesting to study the case of the stop being important in a complementary corner of the parameter space, namely for smaller $\tan \beta$. Furthermore, a significant left-right mixing of the stops is preferred from the requirement of large radiative corrections to the Higgs mass when interpreting the Higgs discovered at the LHC as the lighter neutral, CP -even Higgs h .

Figure 5 shows the stau yield for a co-annihilating stop which is completely mass-degenerate with the stau NLSP. At tree-level, the leading contribution of the coupling of the stop to the light Higgs, eq. (22), can be expressed solely by the spectrum parameters by using the analogon of eq. (68) for the stop sector. We chose $m_{\tilde{t}_1} = m_{\tilde{\tau}_1}$ and varied $\theta_{\tilde{t}}$ for different choices of the mass of the second stop, $m_{\tilde{t}_2}$. We set $\theta_{\tilde{t}}$ by fixing $\tan \beta = 5$ (as well as $\mu = 4m_{\tilde{\tau}_1}$ as usual) and setting A_t accordingly. Note that this treatment of the parameters implicitly determines the mass of the lighter sbottom, so further co-annihilation effects can take place that potentially increase the yield. The Higgs mass was set to $m_h = 126 \text{ GeV}$ ‘by hand’. The result for the yield is, however, not sensitive to the actual value of the Higgs mass. (The implications of the requirement to actually obtain this Higgs mass from the radiative corrections in the stop sector are discussed in section 5.)

As discussed before, strong interaction can already lead to a reduction of the yield by an order of magnitude. In the case of large stop-Higgs couplings the corresponding

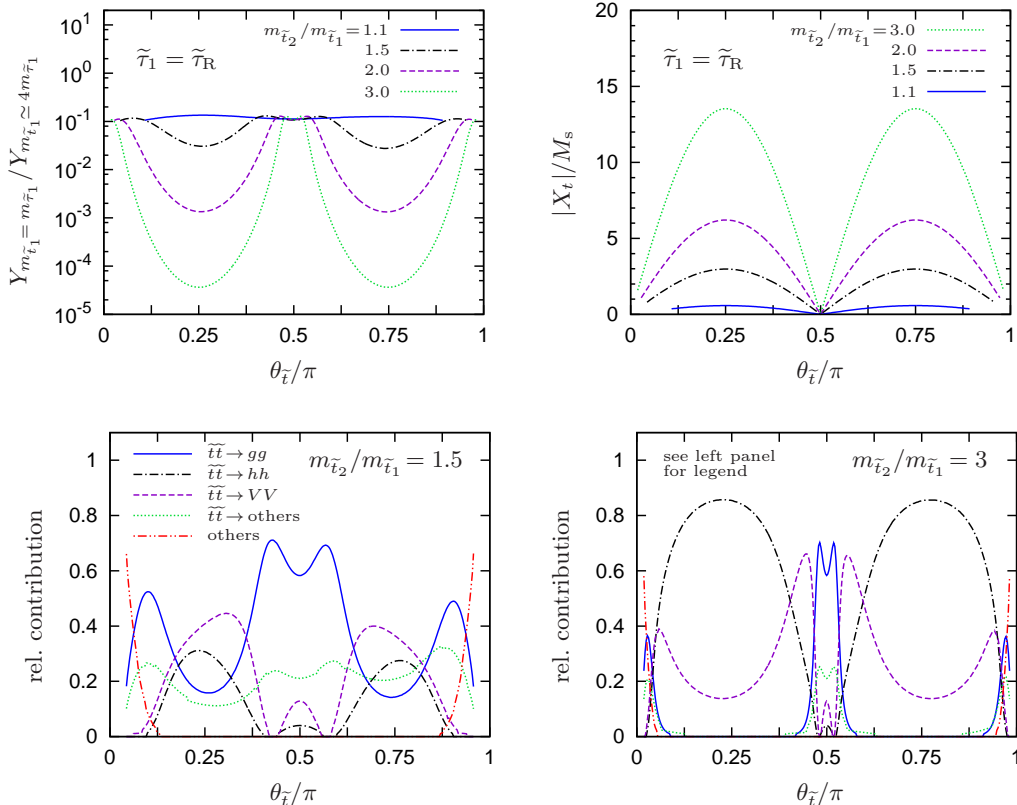


Figure 5: Upper panels: Stau yield Y (left panel) and stop mixing parameter $|X_t|/M_s$ (right panel) in the presence of a mass-degenerate stop as a function of $\theta_{\tilde{t}}$ for various choices of $m_{\tilde{t}_2}$. We set $\tilde{\tau}_1 = \tilde{\tau}_R$ and $m_{\tilde{\tau}_1} = 1$ TeV. (The reference yield is $Y = 1.59 \times 10^{-12}$.) Lower panels: Relative contributions to the annihilation for $m_{\tilde{t}_2}/m_{\tilde{t}_1} = 1.5$ (left panel) and $m_{\tilde{t}_2}/m_{\tilde{t}_1} = 3$ (right panel). We do not display the curves for angles close to 0 and π where the mass of the lighter sbottom would run below the stop (and, consequently, the stau) mass.

processes become dominant and lead to a further significant reduction. We obtain stau yields of 5×10^{-14} and less than 10^{-16} for a mass splitting of $m_{\tilde{t}_2}/m_{\tilde{t}_1} = 1.5$ and 3, respectively. The lower panels of figure 5 show the relative contributions to the annihilation. Due to the exact mass-degeneracy of the stop with the stau, the pair-annihilation processes of stops dominate over annihilation process involving the stau. For a relatively small mass gap between the lighter and the heavier stop, $m_{\tilde{t}_2}/m_{\tilde{t}_1} = 1.5$, i.e., for a moderate coupling $C[h, \tilde{t}_1, \tilde{t}_1] \lesssim m_{\tilde{t}_1}$, annihilation into gluino pairs and pairs of vector bosons are the dominant channels. For very large mass gaps, $m_{\tilde{t}_2}/m_{\tilde{t}_1} = 3$, i.e., for large values of $C[h, \tilde{t}_1, \tilde{t}_1]$, the channel $\tilde{t}_1 \tilde{t}_1 \rightarrow hh$ becomes important. In this regime the leading contribution from $\tilde{t}_1 \tilde{t}_1 \rightarrow hh$ comes from the pair annihilation of stops via the t -channel diagram. This contribution involves two stop-stop-Higgs vertices. The cross section is therefore proportional to $C[h, \tilde{t}_1, \tilde{t}_1]^4$ while all contributions with an s -channel h are only

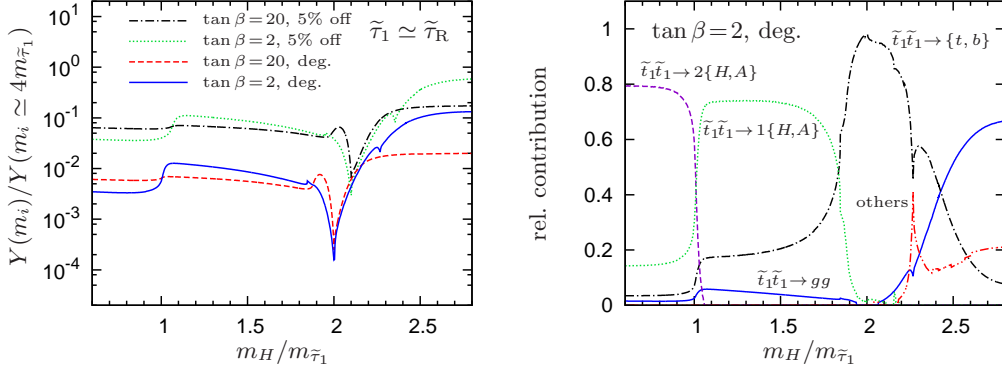


Figure 6: Co-annihilation with a maximally left-right mixed stop ($\theta_{\tilde{\tau}} = \pi/4$ or $3\pi/4$) as a function of $m_H/m_{\tilde{\tau}_1}$. Left panel: Relative yield for an exact degeneracy (blue, solid and red dashed curves) as well as for $m_{\tilde{\tau}_1} = 1.05m_{\tilde{\tau}_1}$ (denoted by ‘5% off’, green, dotted and black, dot-dashed curves). We choose two sets of parameters, one with $\tan\beta = 2$ and $A_t = 4$ TeV (blue, solid and green, dashed curves) and one with $\tan\beta = 20$ and $A_t = -4$ TeV (red, dashed and black, dot-dashed curves). For both cases we choose $A_\tau = A_b = 0$ and $\mu = m_i = 4$ TeV, where m_i stands for all other soft parameters not involved here. The soft parameters $m_{\tilde{Q}_3}$ and $m_{\tilde{u}_3}$ are determined by tree-level relations from the desired $m_{\tilde{\tau}_1}$ and $\theta_{\tilde{\tau}}$. Right panel: Relative contributions of the annihilation channels for the case $m_{\tilde{\tau}_1} = m_{\tilde{\tau}_1}$, $\tan\beta = 2$ and $A_t = 4$ TeV. The red curve is the contribution of all channels that are not explicitly displayed.

proportional to $C[h, \tilde{t}_1, \tilde{t}_1]^2$. For this reason the channels $\tilde{t}_1\tilde{t}_1 \rightarrow VV$ and $\tilde{t}_1\tilde{t}_1 \rightarrow tt, bb$ become less important with larger mass gaps and larger left-right mixing of the stops.

The upper right panel of figure 5 shows the mixing parameter $|X_t|/M_s$, where $M_s = \sqrt{m_{\tilde{t}_1} m_{\tilde{t}_2}}$, corresponding to the lines drawn in the left panel. For $m_{\tilde{t}_2}/m_{\tilde{t}_1} = 1.5$ and 3 the mixing parameter is $|X_t|/M_s = 3$ and almost 14, respectively. $|X_t|/M_s \simeq \sqrt{6}$ maximizes the positive radiative corrections to the Higgs mass [36, 37] and thus is preferred in the absence of overly large stop masses.

3.3.2 Varying m_A in the case of co-annihilation with mixed stops

If we relax our assumption $m_A \simeq 4m_{\tilde{\tau}_1}$ we can study the effects of heavy Higgs resonances and of opening up channels with heavy Higgs final states. Figure 6 shows the yield in a co-annihilation scenario where the stop is maximally mixed, $\theta_{\tilde{\tau}} = \pi/4$ or $3\pi/4$, and $m_{\tilde{\tau}_1} = 1$ TeV as a function of $m_H/m_{\tilde{\tau}_1}$. We show the relative yield for an exact degeneracy (blue, solid and red dashed curves) as well as for $m_{\tilde{\tau}_1} = 1.05m_{\tilde{\tau}_1}$ (green, dotted and black, dot-dashed curves). We choose two sets of parameters, one with $\tan\beta = 2$ and $A_t = 4$ TeV (blue, solid and green, dashed curves) and one with $\tan\beta = 20$ and $A_t = -4$ TeV (red, dashed and black, dot-dashed curves). For both cases we set $A_\tau = A_b = 0$ and $\mu = 4$ TeV. The soft parameters $m_{\tilde{Q}_3}$ and $m_{\tilde{u}_3}$ are determined by tree-level relations from the desired $m_{\tilde{t}_1}$ and $\theta_{\tilde{t}}$. Again, we use an iterative algorithm in order to control these parameters after spectrum generation.

In the right panel of figure 6 we show the relative contributions of the annihilation

channels for the case $m_{\tilde{t}_1} = m_{\tilde{\tau}_1}$, $\tan\beta = 2$ and $A_t = 4\text{ TeV}$. The red curve is the contribution of all channels that are not explicitly displayed. Its pronounced peak at around 2250 GeV is caused by the channel $\tilde{t}_1\tilde{b}_1 \rightarrow tb$, which contributes around 38%. The mass of the sbottom is around 1150 GeV.

Similar to the case of EWino co-annihilation, we obtain a strong reduction of the yield in the presence of a resonant pole. In contrast, we also see a decrease of the yield below the threshold for heavy Higgs final states. This effect is only pronounced for small $\tan\beta$ since the annihilation into final state heavy Higgses contributes significantly only for very large stop-Higgs couplings.

3.3.3 Large stau mixing

We will now discuss large mixing in the stau sector itself. Accordingly we will switch off any avoidable effect of co-annihilation. In the decoupling limit, and for enhanced Higgs-stau couplings, these couplings read approximately

$$C[h, \tilde{\tau}_1, \tilde{\tau}_1] \simeq \frac{g m_\tau}{2M_W} (A_\tau - \mu \tan\beta) \sin 2\theta_{\tilde{\tau}} \equiv \hat{C}_{h, \tilde{\tau}_1}, \quad (24)$$

$$C[H, \tilde{\tau}_1, \tilde{\tau}_1] \simeq \frac{g m_\tau}{2M_W} (A_\tau \tan\beta + \mu) \sin 2\theta_{\tilde{\tau}} \equiv \hat{C}_{H, \tilde{\tau}_1}. \quad (25)$$

We first vary the stau mixing angle while keeping $m_A \simeq 4m_{\tilde{\tau}_1}$. Analogous to the case of the stop, we perform the scan for different choices of $m_{\tilde{\tau}_2}/m_{\tilde{\tau}_1}$. We choose $\tan\beta = 20$, $\mu = 4m_{\tilde{\tau}_1}$ and achieve the required X_τ by choosing A_τ accordingly. Figure 7 shows that the yield can be reduced by several orders of magnitude for large mass splittings and significant left-right mixing, i.e., large couplings $C[h, \tilde{\tau}_1, \tilde{\tau}_1]$. This result was first discussed in [13, 12]. In [12] the authors equally scanned over $\theta_{\tilde{\tau}}$ but chose a fixed value for X_τ . The results obtained there are compatible with ours. The upper right panel of figure 7 displays the size of $|X_\tau|$ which is required in order to provide the fixed ratio $m_{\tilde{\tau}_2}/m_{\tilde{\tau}_1}$ when varying $\theta_{\tilde{\tau}}$. This reveals that low stau yields can only be obtained for very large values of $|X_\tau|$.

The upper left panel of figure 7 shows that for a moderate mass ratio $m_{\tilde{\tau}_2}/m_{\tilde{\tau}_1}$, the curves are not symmetric around $\theta_{\tilde{\tau}} = \pi/2$. This effect arises from the interference term of a heavy Higgs in the s -channel of the annihilation processes $\tilde{\tau}_1\tilde{\tau}_1 \rightarrow tt, bb, hh$. While the coupling $C[h, \tilde{\tau}_1, \tilde{\tau}_1]$ is completely symmetric around $\theta_{\tilde{\tau}} = \pi/2$, $C[H, \tilde{\tau}_1, \tilde{\tau}_1]$ is not. The asymmetry could, however, be reduced or removed by another choice of A_τ , μ and $\tan\beta$ to achieve the required X_τ , or by a stronger decoupling of m_A .

In the lower panels of figure 7 the dominant contributions to the annihilation are shown. For $m_{\tilde{\tau}_2}/m_{\tilde{\tau}_1} = 1.1$, the channels $\tilde{\tau}_1\tilde{\tau}_1 \rightarrow tt, bb$ are the most important channels for large mixings. These channels involve one stau-stau-Higgs coupling, their cross sections are thus proportional to $C[h, \tilde{\tau}_1, \tilde{\tau}_1]^2$ [38]. For $m_{\tilde{\tau}_2}/m_{\tilde{\tau}_1} = 2$, the channel $\tilde{\tau}_1\tilde{\tau}_1 \rightarrow hh$ clearly dominates. Its leading contribution to the cross section in this regime is proportional to $C[h, \tilde{\tau}_1, \tilde{\tau}_1]^4$ [13, 12].

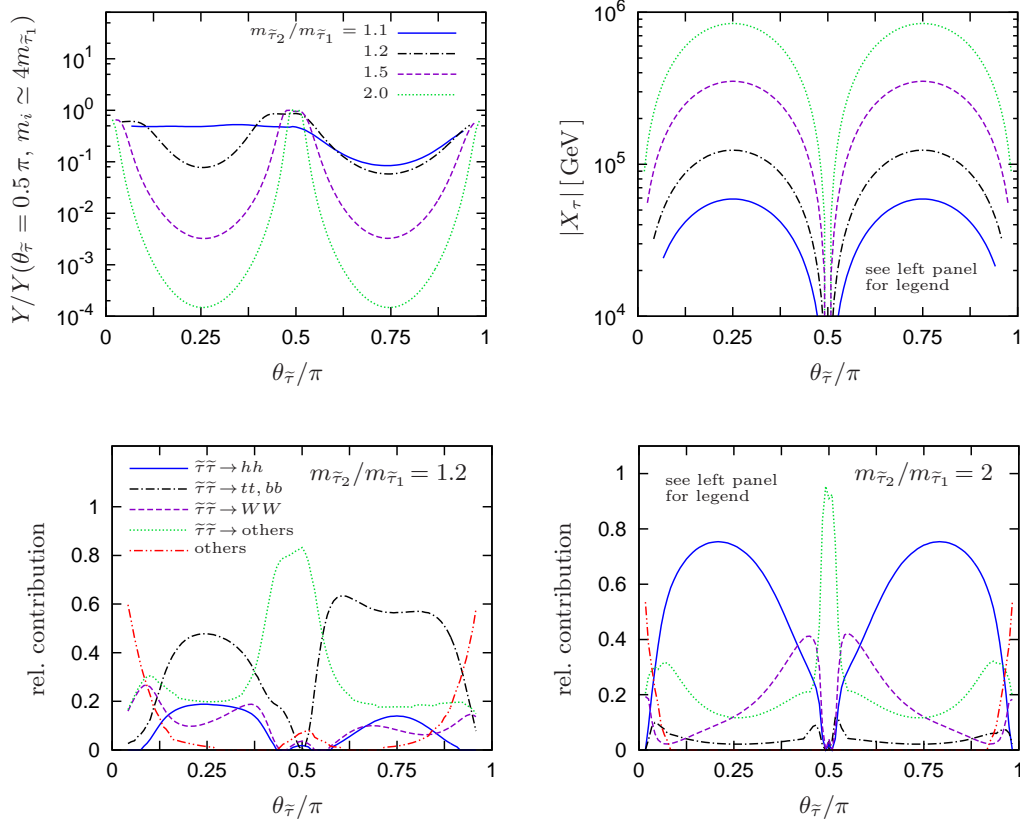


Figure 7: Upper panels: Stau yield Y (left panel) and the absolute value of $X_\tau = A_\tau - \mu \tan\beta$ (right panel) as a function of the stau mixing angle $\theta_{\tilde{\tau}}$ for $m_{\tilde{\tau}_1} = 1000$ GeV and different choices of $m_{\tilde{\tau}_2}$ as specified in the key of the upper left panel. We normalized the curves by the yield for a purely right-handed lighter stau and $m_{\tilde{\tau}_2}/m_{\tilde{\tau}_1} \simeq 4$. The asymmetry around $\theta_{\tilde{\tau}} = \pi/2$ arises from the contribution of an s -channel heavy Higgs (see text for details). The lower panels show the relative contributions to the annihilation for $m_{\tilde{\tau}_2}/m_{\tilde{\tau}_1} = 1.2$ (left panel) and $m_{\tilde{\tau}_2}/m_{\tilde{\tau}_1} = 2$ (right panel).

3.3.4 Varying m_A in the case of large stau mixing

If we relax our assumption $m_A \simeq 4m_{\tilde{\tau}_1}$ the contributions with heavy Higgs intermediate or final states can dominate the annihilation cross section. On the one hand, the heavy Higgs can appear in the s -channel leading to a resonant pole in the propagator when $m_H \simeq 2m_{\tilde{\tau}_1}$ [12]. On the other hand, heavy Higgses can appear in the final state around or below threshold, i.e., when $m_h + m_H \lesssim 2m_{\tilde{\tau}_1}$ or $m_H \lesssim m_{\tilde{\tau}_1}$. The upper left panel of figure 8 shows the yield for a maximally mixed stau, $\theta_{\tilde{\tau}} = \pi/4$, and $m_{\tilde{\tau}_1} = 1$ TeV as a function of $m_H/m_{\tilde{\tau}_1}$. For small values of $\tan\beta$ the yield does not significantly deviate from the one for a right-handed stau, except for the resonance where the yield is reduced by up to more than two orders of magnitude. The upper right panel in figure 8 shows the relative contributions to the annihilation. For most of the displayed range of $m_H/m_{\tilde{\tau}_1}$ co-annihilation channels contribute the most (red dot-dot-dashed curve). This is caused

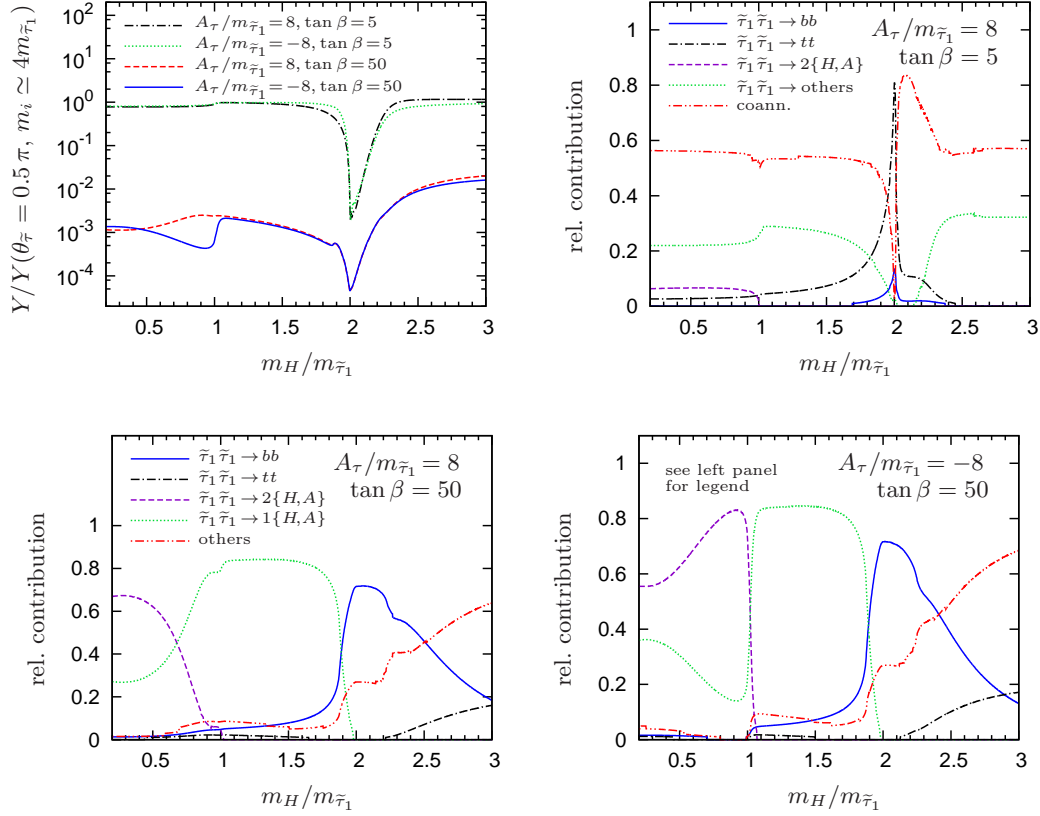


Figure 8: Upper left panel: Stau yield Y as a function of $m_H/m_{\tilde{\tau}_1}$ for $m_{\tilde{\tau}_1} = 1000$ GeV, $\theta_{\tilde{\tau}} = \pi/4$ and different choices of A_{τ} and $\tan\beta$. We normalized the curves by the yield for a purely right-handed lighter stau and $m_i/m_{\tilde{\tau}_1} \simeq 4$. Upper right and lower panels: Relative contributions of the annihilation channels as a function of $m_H/m_{\tilde{\tau}_1}$ for three of the curves displayed in the upper left panel.

by the relatively small X_{τ} that requires a small mass splitting of $m_{\tilde{\tau}_1}$, $m_{\tilde{\tau}_2}$ and $m_{\tilde{\nu}_{\tau}}$ in the presence of maximal mixing. In the resonance, the channel $\tilde{\tau}_1\tilde{\tau}_1 \rightarrow tt$ dominates (black dot-dashed curve). Note that the peak in the contribution of co-annihilation channels slightly above the resonance $m_H/m_{\tilde{\tau}_1} = 2$ stems from the resonant annihilation of $\tilde{\tau}_2$ and $\tilde{\nu}_{\tau}$, which are slightly heavier than the lighter stau.

For $\tan\beta = 50$ we obtain a reduction of the yield by about four orders of magnitude. This result is independent of the chosen sign of A_{τ} and therefore independent of the sign of the coupling $C[H, \tilde{\tau}_1, \tilde{\tau}_1]$. Since the couplings of the heavy Higgs to the bottom quark are proportional to $\tan\beta$ in the decoupling limit, the dominant channel for $\tan\beta \gtrsim 8$ is $\tilde{\tau}_1\tilde{\tau}_1 \rightarrow bb$. Since the coupling $C[H, \tilde{\tau}_1, \tilde{\tau}_1]$ is also proportional to $\tan\beta$, for very small stau yields in the resonance region we typically obtain $b\bar{b}$ final states.

Another interesting observation can be made in the region $m_H/m_{\tilde{\tau}_1} \lesssim 1$. Below the threshold for two heavy Higgses in the final state the stau yield is significantly reduced in the case of a negative A_τ (blue solid curve) while this feature is not present for positive A_τ (red dashed curve). (The other parameters are identical.) This asymmetry is due to an interference of the t -channel diagram $\tilde{\tau}_1\tilde{\tau}_1 \rightarrow HH$ with the s -channel diagrams $\tilde{\tau}_1\tilde{\tau}_1 \rightarrow h, H \rightarrow HH$. The diagram $\tilde{\tau}_1\tilde{\tau}_1 \rightarrow H \rightarrow HH$ is sensitive to the sign of $C[H, \tilde{\tau}_1, \tilde{\tau}_1]$ and introduces a constructive (destructive) interference for $C[H, \tilde{\tau}_1, \tilde{\tau}_1]$ negative (positive). When decreasing the mass of the heavy Higgs, this diagram is reduced by the increasing denominator of the heavy Higgs propagator.

3.4 Differences in the scaling behavior

In all the processes discussed in sections 3.2 and 3.3 we have set the stau mass to $m_{\tilde{\tau}_1} = 1$ TeV. Point 1 in the list of observations in section 2 implies that for fixed ratios of SUSY masses and for an annihilation cross section that is independent of the masses of SM particles in the limit $a_{\text{SM}} \rightarrow 0$, the results can be extrapolated to any value of $m_{\tilde{\tau}_1}$ by a simple rescaling of the yield that is approximately linear in the stau mass. Indeed, we explicitly checked the scaling behavior of all limiting cases considered in section 3.2 and found

$$Y \propto m_{\tilde{\tau}_1}^\delta, \quad (26)$$

where $\delta \simeq 0.9$ as in eqs. (12) and (13). However, the argument does not apply for non-vanishing left-right mixing in the sfermion sector, since the limit $a_{\text{SM}} \rightarrow 0$ would imply $\sin 2\theta_{\tilde{f}} \rightarrow 0$, cf. eq. (68) in the limit $m_\tau/m_{\tilde{\tau}_1} \rightarrow 0$. The mixing term introduces an explicit scale dependence, since it is proportional to the fermion mass. However, eq. (26) holds approximately if we keep the ratios of parameters fixed that govern the annihilation processes sensitive to the left-right mixing. As an example, for large m_H , i.e. no resonance effects, the leading term for stau pair annihilation in the presence of large stau-Higgs couplings is annihilation into light Higgs final states via t -channel stau exchange, which behaves like [13]

$$\tilde{\sigma} \propto \left(\hat{C}_{h, \tilde{\tau}_1} / m_{\tilde{\tau}_1} \right)^4, \quad (27)$$

where we have additionally adopted the limit $m_h \ll m_{\tilde{\tau}_1}$. In figure 9 we plotted $Y/m_{\tilde{\tau}_1}^{0.9}$ as a function of $m_{\tilde{\tau}_1}$ between 300 GeV and 10 TeV for the case of maximal left-right mixing, $\theta_{\tilde{\tau}} = \pi/4$, and $\hat{C}_{h, \tilde{\tau}_1} / m_{\tilde{\tau}_1}$ fixed to four different values. Although the scaling is slightly changed for $\hat{C}_{h, \tilde{\tau}_1} / m_{\tilde{\tau}_1} \geq 1$, eq. (26) remains a reasonable approximation. The slight deviations arise from the interplay of different contributions, most importantly stau pair annihilation into h, W and Z . For $\hat{C}_{h, \tilde{\tau}_1} / m_{\tilde{\tau}_1} = 0.3$, diagrams involving stau-Higgs couplings that introduce sensitivity to the left-right mixing are negligible. A similar behavior can be found for the other cases considered in section 3.3 when holding $\hat{C}_{h, \tilde{f}_1} / m_{\tilde{f}_1}$ fixed.

Keeping $\hat{C}_{h, \tilde{\tau}_1} / m_{\tilde{\tau}_1}$ and $\theta_{\tilde{\tau}}$ fixed implies that $m_{\tilde{\tau}_2} / m_{\tilde{\tau}_1}$ and $m_{\tilde{\nu}_\tau} / m_{\tilde{\tau}_1}$ vary with $m_{\tilde{\tau}_1}$. This results in an increasing importance of co-annihilation effects with the heavier stau and the tau sneutrino. This effect is only significant for $\hat{C}_{h, \tilde{\tau}_1} / m_{\tilde{\tau}_1} \leq 2$, however. For

$\hat{C}_{h,\tilde{\tau}_1}/m_{\tilde{\tau}_1} = 0.3$, the co-annihilation effects in the extremely compressed stau sector lead to a net increase of the yield compared to the case of a single right-handed stau. Note that keeping the ratio $m_{\tilde{\tau}_2}/m_{\tilde{\tau}_1}$ and $\theta_{\tilde{\tau}}$ constant would require $\hat{C}_{h,\tilde{\tau}_1}$ to increase proportionally to $m_{\tilde{\tau}_1}^2$, which would result in large deviations from eq. (26), in particular a net decrease of the yield with increasing $m_{\tilde{\tau}_1}$. When raising $m_{\tilde{\tau}_1}$ in this setup the required large values for $\hat{C}_{h,\tilde{\tau}_1}$ would quickly drive the model into phenomenologically unfeasible regions (see sections 4.4 and 5.1).

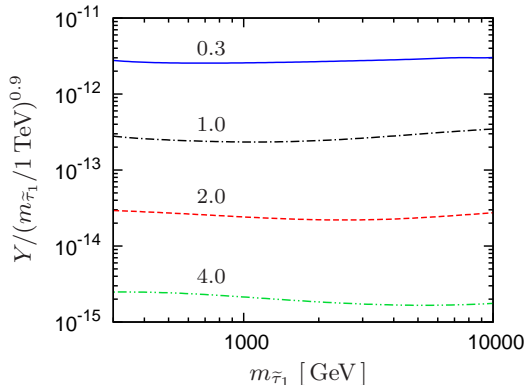


Figure 9: Scaling behavior of the stau yield for stau pair annihilation in the presence of maximal left-right mixing, $\theta_{\tilde{\tau}} = \pi/4$. We plot $Y/m_{\tilde{\tau}_1}^{0.9}$ as a function of $m_{\tilde{\tau}_1}$ for four different (fixed) values of the rescaled coupling parameter $\hat{C}_{h,\tilde{\tau}_1}/m_{\tilde{\tau}_1}$.

3.5 Summary and classification of regions

One important outcome of the performed survey is the fact that in all regions the scaling behavior of the yield with $m_{\tilde{\tau}_1}$ (and for fixed a_i otherwise) is approximately linear. Hence, the desire to achieve low stau yields points to low stau masses and in the same way to low masses for co-annihilating sparticles close in mass to the stau. On the other hand, lower mass limits for the different sparticles can be derived from LHC searches. These searches potentially translate into lower limits on the stau yield for a given region. In order to be able to discuss the impact of these and further experimental and theoretical bounds on the yield in section 5, we will now summarize and classify the most important phenomenologically different regions we found in this section.

Without co-annihilation effects and significant left-right mixing in the stau sector the stau yield is roughly $Y \simeq 10^{-12}$ for $m_{\tilde{\tau}_1} = 1$ TeV. The yield does not change order-of-magnitude-wise when introducing (nearly) mass-degenerate selectrons and smuons—slepton co-annihilation effects lead to a slight increase in the yield. In this region in parameter space the sleptons dominantly annihilate into vector bosons and leptons. We will refer to this region as the *bulk region*. The possibility of obtaining low stau yields in this region is simply restricted by the lower bound on the stau and slepton mass.

If we allow for EWino co-annihilation the effect on the yield ranges from a slight

increase (for bino co-annihilation) to a decrease by almost an order of magnitude (for wino co-annihilation) with respect to the case of no co-annihilation. If we additionally approach the region of a resonant s -channel propagator, $m_A \simeq 2m_{\tilde{\chi}_1^0}$, we found a net decrease of the yield by up to more than two orders of magnitude for maximally mixed EWinos. The main limiting factor for achieving small yields in the *EWino co-annihilation region* is given by the lower limits on EWino masses in the long-lived stau scenario.

Similarly, lower bounds on the yield in the *gluino co-annihilation region* and *squark co-annihilation region* potentially arise from the respective bounds on the gluino and squark masses in the long-lived stau scenario. In both scenarios a reduction of the yield by around one order of magnitude could be achieved.

When considering scenarios where sfermions with large left-right mixing are involved in the annihilation processes, lower limits on the stau yield do not arise solely from the lower limits on sparticle masses. In contrast, the involved Higgs-sfermion couplings depend on a priori free parameters of the theory which can only be restricted by theoretical bounds (from vacuum stability and unitarity) or indirect experimental bounds (e.g., precision and flavor observables, MSSM Higgs searches). We distinguish two characteristic regions for which stau-Higgs couplings are important. The *Higgs final state region* and the *Higgs resonant region* are characterized by a dominant annihilation of staus into two final state Higgses (any combination of h, H, A^0, H^\pm) and annihilation into bottom or top quarks, respectively. Both effects are also present in the case of co-annihilation of stops or sbottoms with large left-right mixing which we summarize as the *3rd generation squark co-annihilation region*.

In the following section we will describe the various constraints on the model parameter space whose implications for the seven regions defined here will be applied in section 5.

4 Implications of the first LHC runs

The LHC has brought important insights into the physics of elementary particles constraining possible extensions of the SM. In the first runs of proton-proton collisions at center-of-mass energies of 7 and 8 TeV, searches for the SM Higgs boson as well as for SUSY and other theories beyond the SM have been in the focus. Searches for additional Higgs bosons have imposed severe bounds on the MSSM Higgs sector, especially for the region of low m_A . Furthermore, the determination of the couplings of the discovered Higgs boson to the SM particles may lead to indications for new physics that could serve as discriminators between different models beyond the SM.

We will here consider the latest results from the LHC experiments and further constraints and will work out their implications for scenarios with a long-lived stau. A key ingredient of the analysis is the interpretation of the searches for heavy stable charged particles (HSCP) performed at the 7 and 8 TeV LHC in the considered pMSSM parameter space. We will include not only the searches for charged sleptons but also the searches for R -hadrons, which can appear for small mass gaps between the gluino or squarks and the stau. Those regions are of particular interest for us in order to cover scenarios with gluino

and squark co-annihilation. To interpret the collider bounds in the pMSSM parameter space, we have to compute the complete SUSY cross sections for each generated point in the parameter space. The enormous computing time for the calculation of the full SUSY cross sections at next-to-leading-order (NLO) precision makes it necessary to find other methods allowing for a fast estimation of the cross sections suitable for a large number of points. We achieved this by developing a fast cross section estimator based on grids and interpolation routines. This is particularly important for EWino production which in principle depends on many parameters.

In the present section, our main goal is to reveal the interplay between the constraints on the Higgs sector, the limits from HSCP searches, and other theoretical or experimental constraints from flavor and precision observables. To this end we will perform a Monte Carlo scan over the pMSSM parameter space.

4.1 Monte Carlo scan in the 17-dimensional parameter space

The pMSSM is based on the following assumptions on the general MSSM: *(i)* R -parity is conserved, *(ii)* all complex phases in the soft breaking potential vanish, so that no new sources of CP violation are introduced beyond contributions from the CKM matrix, *(iii)* sfermion mass matrices are diagonal in flavor space and the trilinear couplings are proportional to Yukawa couplings, so that no new sources of flavor violation are introduced, *(iv)* universality and vanishing trilinear couplings for the first and second generation sfermions are assumed. After imposing the electroweak symmetry breaking conditions, this leads to 19 free parameters.¹⁰ To simplify the estimation of cross sections for collider bounds we further reduce the number of parameters by imposing

$$m_{\tilde{Q}_{1,2}} = m_{\tilde{u}_{1,2}} = m_{\tilde{d}_{1,2}}, \quad (28)$$

which does not affect the qualitative discussion in the work. This way we are left with a 17-parameter pMSSM, with all parameters defined at the TeV scale.

We impose the following hard restrictions on the generated points. First, the lighter stau is taken to be the NLSP (and thus the lightest sparticle of the MSSM),

$$\tilde{\tau}_1 = \text{NLSP}. \quad (29)$$

Second, at least one of the neutral CP -even Higgses lies within the LHC Higgs discovery window

$$m_h \text{ or/and } m_H \in [123; 128] \text{ GeV}, \quad (30)$$

which we will discuss in section 4.1.3 in more detail. The analysis performed here is independent of the nature of the LSP. We merely assume that a very weakly interacting non-MSSM sparticle is the LSP and that the lifetime of the stau is larger than $\mathcal{O}(10^{-7} \text{ s})$, i.e., it is long-lived and thus leaves the LHC detectors before decaying. Note

¹⁰A similar pMSSM parameter space with a gravitino LSP and generic NLSPs was discussed in [39], where the authors focussed on recent search results at a 7/8 TeV LHC. However, the collider limits of the 8 TeV LHC for HSCP were not taken into account there.

that this does not restrict our 17-dimensional parameter space since the LSP mass is an independent parameter which can easily ensure this constraint and does not have any further consequences for our analysis at this point. For the example of a gravitino LSP, $\tau_{\tilde{\tau}} \gtrsim 10^{-7}$ s implies $m_{\tilde{G}} \gtrsim 0.4$ MeV for $m_{\tilde{\tau}_1} = 1$ TeV.

Under these assumptions we perform a numerical random scan over pMSSM parameter space and generate points according to the following procedure.

1. After a random selection of the parameters at the low scale, we generate the physical masses as well as mixing angles using the spectrum generator SUSPECT 2.41 [26]. The input parameters and scan ranges are described in section 4.1.1. Minimal requirements on the scan points are imposed on this stage—we only proceed with points obeying eq. (29) and the accepted output intervals of $m_{\tilde{\tau}_1}$, $m_{\tilde{t}_1}$, $m_{\tilde{b}_1}$ (see section 4.1.2).
2. The Higgs sector spectrum is recalculated using FEYNHIGGS 2.9.2 [40] and only points that fulfill (30) are kept for the further steps. Furthermore, we computed the coupling strength for the Higgs decay modes with FEYNHIGGS.
3. Decay widths and branching ratios are obtained from SUSY-HIT 1.2 [41]. We used a modified version of SDECAY that enables additional decay modes [42]. All potentially important 3- and 4-body decay widths that are not computed by this program are calculated with WHIZARD 2.1.1 [43].
4. For the computation of flavor observables and cosmological quantities we run MICROMEGAS 2.4.5 [24].
5. For the computation of exclusion bounds from collider searches in the Higgs sector, performed at LEP, the Tevatron and the LHC, we run HIGGSBOUNDS 4.0.0 [44].
6. In order to derive the HSCP bounds and discuss the perspective for a future discovery at the LHC, we determined all relevant cross sections for a center-of-mass energy of 7, 8 and 14 TeV. We computed the direct stau production via s -channel Higgses h, H with WHIZARD 2.1.1 [43]. The cross sections for all other contributions are estimated via the fast interpolation method described in 4.2. For the interpolation we use grids computed by PROSPINO 2.1 [45, 46, 47, 48] as well as grids from the program package NLLFAST [49, 50, 51, 52].

In the following, we describe 1–6 in detail.

4.1.1 Input parameters and scan ranges

As the 17 independent input parameters at the TeV scale we choose

$$A_t, A_b, A_\tau; \mu, \tan \beta, m_A; M_1, M_2, M_3; \theta_{\tilde{\tau}}, m_{\tilde{\tau}_1}; \theta_{\tilde{t}}, m_{\tilde{t}_1}, m_{\tilde{b}_1}; m_{\tilde{L}_{1,2}}, m_{\tilde{e}_{1,2}}, m_{\tilde{Q}_{1,2}}. \quad (31)$$

With this choice, we trade the soft parameters $m_{\tilde{L}_3}$, $m_{\tilde{e}_3}$, $m_{\tilde{Q}_3}$, $m_{\tilde{u}_3}$ and $m_{\tilde{d}_3}$ for the respective spectrum parameters, i.e., the masses and mixing angles of the third-generation

Parameter	Interval input	Accepted output interval (if different)
A_t	$[-10^4; 10^4]$	
A_b	$[-8000; 8000]$	
A_τ	$[-8000; 8000]$	
μ	$[-8000; 8000]$	
m_A	$[100; 4000]$	
$\tan\beta$	$[1; 60]$	
$\theta_{\tilde{\tau}}$	$[10^{-4}; \pi/2]^*$	$[0; \pi]$
$m_{\tilde{\tau}_1}$	$[200; 2000]$	$[216; 2200]$
$\theta_{\tilde{t}}$	$[10^{-4}; \pi/2]^*$	$[0; \pi]$
$m_{\tilde{t}_1}$	$[\max(m_{\tilde{\tau}_1}, 700); 5000]$	$[\max(m_{\tilde{\tau}_1}, 740); 6000]$
$m_{\tilde{b}_1}$	$[\max(m_{\tilde{\tau}_1}, 700); 5000]$	$[\max(m_{\tilde{\tau}_1}, 740); 6000]$
$m_{\tilde{L}_{1,2}}$	$[m_{\tilde{\tau}_1}; 4000]$	
$m_{\tilde{e}_{1,2}}$	$[m_{\tilde{\tau}_1}; 4000]$	
$m_{\tilde{Q}_{1,2}}$	$[\max(m_{\tilde{\tau}_1}, 1200); 8000]$	
M_1	$[m_{\tilde{\tau}_1}; 4000]$	
M_2	$[m_{\tilde{\tau}_1}; 4000]$	
M_3	$[\max(m_{\tilde{\tau}_1}, 1000); 5000]$	

Table 1: Parameter ranges for the 17-dimensional pMSSM scan. The second column shows the intervals of the randomly generated input parameters. In the third generation sfermion sector we choose masses and mixing angles as input parameters and determine the corresponding soft masses from these input parameters at tree-level. The third column displays the accepted intervals for these masses and mixing angles after computing the full spectrum including higher order corrections. All dimensionful parameters are given in GeV.

*The interval $[0; \pi/2]$ is mapped onto $[0; \pi/2]$ or $[\pi; \pi/2]$ according to the sign of $X_\tau = A_\tau - \mu \tan\beta$, see section 4.1.2 for details. In order to avoid numerical instabilities we choose 10^{-4} as a lower limit on scan range of the mixing angles.

sfermions, and treat them as independent input parameters. This has two reasons. First, this way we achieve a better control over the third-generation sfermion masses in the presence of large mixings and thus by choosing appropriate scan ranges we avoid scanning over regions where the stau is not the NLSP or which are already forbidden by conservative model-independent collider bounds. Second, spectra with large mixings are equally strongly represented as those with small mixings. This has an important impact on our considerations of stau yield which is potentially sensitive to the stau mixing angle.

If not stated otherwise, for all input parameters we choose linearly flat priors in the scan. The scan ranges are summarized in table 1. The ranges are motivated by the requirement of a $\tilde{\tau}$ NLSP as well as conservative collider bounds on individual particles (see section 4.1.2). First generation squarks and sleptons are kept degenerate. In addition to this ‘blind’ scan we performed dedicated scans accumulating more points in certain sub-ranges which are of particular interest according to the results of section 3. Those dedicated regions are summarized in appendix E. If not stated otherwise we refer to the complete set of scan points including the dedicated scans. In total we generated 5×10^5

points. Note that we do not attach any physical meaning to the density of generated points in parameter space.

4.1.2 Spectrum generation

After the random generation of the input parameters given in (31) we determine the soft masses of the third-generation sleptons and squarks, $m_{L_3}^2$, $m_{e_3}^2$, $m_{Q_3}^2$, $m_{u_3}^2$ and $m_{d_3}^2$, from the respective free parameters in (31), using the tree-level relations (70) and (71) (see appendix B) and analogous expressions for stops and sbottoms. Points with negative mass squares are rejected at this point. From these input parameters the SUSY spectrum is computed with SUSPECT 2.41. Points which do not fulfill (29) and (30) are rejected as well as points that do not lie within the accepted output intervals for $m_{\tilde{\tau}_1}$, $m_{\tilde{t}_1}$ and $m_{\tilde{b}_1}$ listed in table 1. The lower limits of these intervals are motivated by conservative collider bounds on individual sparticle masses in the long-lived stau scenario we derived earlier (see [53, 54]). However, we will see that they are well below the limits we will finally infer from the interpretation of the HSCP searches at 7 and 8 TeV. Hence, these lower limits only serve to gain efficiency in generating valid points and have no impact on the physical results.

SUSPECT computes up to 2-loop corrections for the sparticle masses. For illustration, figure 10 shows the relative correction to the input parameters as a function of the output parameters computed by SUSPECT. For the stau mass and mixing angle, loop corrections that are taken into account in the computation via SUSPECT are relatively small. The bulk of points acquire corrections well below 10%. However, deviations up to 30% are present in the stau sector. For the stop and sbottom mass higher order corrections are much more significant. Especially in the case of the stop the output value for $m_{\tilde{t}_1}$ turns out to overshoot the intended value by several 100%. However, as we only use the output values for all further discussions, within the limitations of SUSPECT we achieve self-consistent spectra which we will use in the following discussion.

We re-compute the Higgs sector of the spectrum as well as the Higgs decay table with FEYNHIGGS 2.9.2. The value for the Higgs mass m_h computed by FEYNHIGGS is smaller than the value computed by SUSPECT for most of the parameter points. Since larger m_h tend to be more challenging to achieve, we consider the lower limit on the Higgs mass to be more important. Thus, to be conservative we use the FEYNHIGGS value. The resulting spectrum is used for the further analysis. All points that fulfill (30) are recorded and count as generated points.

4.1.3 Meeting the LHC Higgs window

Within this work we interpret the discovered Higgs boson with a mass of 125.5 ± 0.2 (stat.) $_{-0.6}^{+0.5}$ (syst.) GeV at ATLAS [55] and 125.7 ± 0.3 (stat.) ± 0.3 (syst.) GeV at CMS [56] as either the light or heavy neutral CP -even Higgs of the MSSM (or even as both contributing to the signal). Accordingly, taking into account the theoretical uncertainty in the prediction of the Higgs mass (see, e.g., [57]), we demand (30).

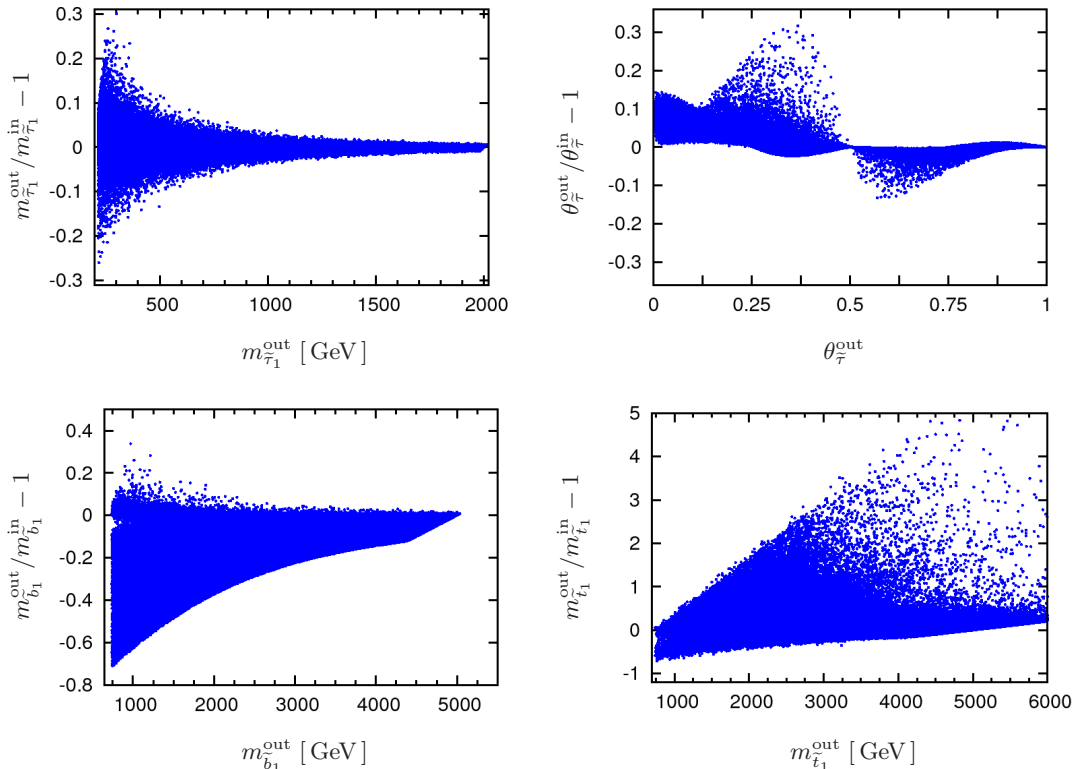


Figure 10: Relative deviation of the output and input parameters depending on the value of the output parameter for $m_{\tilde{\tau}_1}$ (upper left panel), $\theta_{\tilde{\tau}}$ (upper right panel), $m_{\tilde{b}_1}$ (lower left panel) and $m_{\tilde{t}_1}$ (lower right panel) for all generated points. The input and output values refer to the values that have been chosen randomly and those that have been obtained from the spectrum generator including loop corrections, respectively.

The ranges of the input parameters have an effect on the distribution of the resulting Higgs masses. Through loop corrections, the sparticle masses, especially the stops, are intimately related to m_h .

In a neutralino LSP scenario, a pMSSM scan with flat priors and input parameter ranges just above the current collider bounds, the distribution for m_h typically peaks at values below the interval (30) and falls off over the interval towards large values (see, e.g., [58]). This implies that for the case of $m_h \in [123;128]$ GeV this window would mostly be populated towards its lower end reflecting the preference of the MSSM for a lighter m_h . In this work we aim to avoid an asymmetric distribution of m_h around the experimental value since the allowed window is to account for the theoretical uncertainty in the computed Higgs mass. Instead, we choose to aim for a flat distribution in m_h in our scan. Hence, we allow for relatively large A_t in this scan. Remarkably, with the scan ranges given in table 10 we achieve an almost flat distribution in m_h over the interval (30). This is partly due to the fact that in the long-lived stau scenario stronger model-independent bounds on the sparticle masses exist which shifted our scan ranges towards

higher masses (see section 4.1.2). The blue line in the upper panel of figure 11 shows the distribution of the Higgs mass m_h for the blind scan (the distribution for the complete set of points is virtually identical).

A second effect on the Higgs sector is induced by the allowed range for m_A . For the range chosen here¹¹ most parameter points end up in the decoupling limit avoiding to cover the region where m_H could make up the discovered Higgs. In other words the ratio between the number of points with m_h versus m_H in the interval (30) depends strongly on the chosen scan range for m_A . In order to have control over this arbitrary bias we require $m_A < 140$ GeV for half of the generated points, i.e., half of the points in our scan lie explicitly not in the decoupling limit. This way, around 65% (35%) of the generated points feature m_h (m_H) to lie in the interval (30). For around 0.7% of the points both Higgs bosons lie in this interval.

Selection effects induced by (30)

To obtain m_h in the window (30) demands the presence of large radiative corrections on m_h requiring an interplay of several parameters that govern these radiative corrections, namely the masses and the mixing in the stop sector and furthermore—in descending order of importance—in the sbottom and stau sector. While the stop contributions to the Higgs mass are large (as demanded) and positive, the sbottom and stau contributions typically diminish the Higgs mass and can be significant for negative μM_3 and large $\tan\beta$, making it harder to satisfy (30) [59].

These features induce a selection effect resulting in a non-flat distribution in some of the input parameters that we initially scanned over with flat priors. Although we do not assign any physical meaning to the *absolute* point density in the parameter space in our later results, it is, however, interesting to see in which way the flat priors are ‘bent’ by the additional requirement (30). This shall be subject of a brief discussion in this subsection. For this discussion we consider the ‘blind’ scan only.

The largest effect can be observed for A_t , which shows a clear preference for large absolute values, $|A_t| > 3$ TeV, according to the large mixing required in order to obtain high m_h , see blue line in the right panel of figure 11. This effect is much less pronounced for those points where m_H lies in the window (30) (blue curve). Further, the distributions in $m_{\tilde{b}_1}$ and $m_{\tilde{t}_1}$ are bent towards disfavoring the upper and lower part of the allowed scan range, respectively. Interestingly, if we restrict A_t to a smaller range (e.g., $|A_t| < 3$ TeV or less), the $m_{\tilde{t}_1}$ distribution changes to favor the lower part of the scan range. This is due to the large (relative) mixing required and shows that this mixing is in fact more important than the overall stop mass scale. The maximal radiative correction is present for $X_t/\sqrt{m_{\tilde{t}_1}m_{\tilde{t}_2}} \simeq \sqrt{6}$. Other parameters that are affected by the requirement of the Higgs mass and by the accepted output intervals for $m_{\tilde{\tau}_1}$, $m_{\tilde{t}_1}$ and $m_{\tilde{b}_1}$ listed in table 1 are $\tan\beta$, disfavoring values below ~ 10 , μ , peaking around ± 2 TeV and the stop mixing angle, slightly disfavoring maximal left-right mixing, i.e., $\theta_{\tilde{\tau}} \simeq \pi/4$ or $3\pi/4$. All

¹¹The range for m_A has been chosen such as to allow for all phenomenologically interesting effects described in sections 3.2.4, 3.3.2 and 3.3.4.

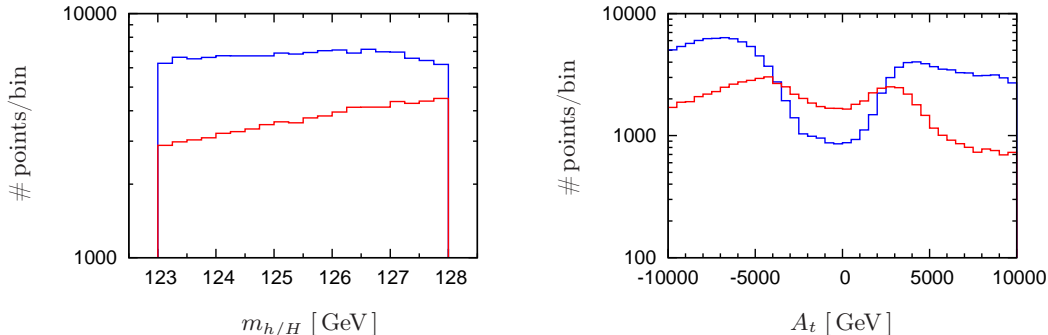


Figure 11: Binned distributions of all generated points (no additional constraints) for the blind scan. Left panel: The blue (red) histograms show the distribution in m_h (m_H) for the subset of point with m_h (m_H) in the window (30). Right panel: Distribution in A_t (same color coding).

other scan parameters stay flat up to a trivial drop towards small masses as a direct consequence of eq. (29).

4.2 Interpretation of the HSCP searches in the pMSSM

Long-lived staus show up as heavy stable charged particles (HSCP) in the detectors at the LHC, i.e., they are recognized as muons but with two features that potentially allow for a discrimination against real muons: an anomalous time-of-flight (ToF) and an anomalous ionization loss (dE/dx). Both are accessible at the LHC experiments. So far, HSCP searches have been performed at ATLAS [60] (based on 4.7fb^{-1} at 7 TeV) and CMS [14] (based on 5.0fb^{-1} at 7 TeV and 18.8fb^{-1} at 8 TeV) and no significant excess over background has been reported. The null searches have been interpreted in a few long-lived stau scenarios: for a GMSB scenario (ATLAS and CMS) as well for direct production of mass-degenerate sleptons (ATLAS) and the direct production of staus only (CMS). The latter analysis provides an almost model-independent lower bound on the stau mass of 339 GeV.¹² We will here interpret the recent search of CMS in the framework of the 17-dimensional pMSSM. To do so, we determine the cross sections for all relevant SUSY production processes for each scan point, as described in section 4.2.1. The estimation of the cross section upper limit extracted from the search [14] will be described in section 4.2.2.

4.2.1 Fast estimation of SUSY cross sections

For each pMSSM point we determine the cross sections for various production channels at the 7, 8 and 14 TeV LHC in order to estimate the viability of each point after the HSCP null-searches and to discuss the prospects for the LHC long-term run. The computation

¹²The lower limit for the scan range of the stau mass in table 1 has been motivated from the 7 TeV data [61] while taking the most conservative choice for the stau mixing angle [53].

of all potentially relevant SUSY cross sections at NLO precision is time-consuming¹³ and especially not convenient for the use in Monte Carlo scans containing a large number of points. In order to achieve a sufficiently fast determination of the cross sections for each generated pMSSM point we develop a fast cross section estimation tool based on grids and interpolation routines. However, some production processes in principle involve many parameters requiring high-dimensional grids, which would mean to shift the problem of large computing time to the generation of the grids. Therefore, we exploit the potential for approximations wherever suitable. By factorizing the dependence on certain combinations of parameters we describe all channels approximately with a set of up to maximally three-dimensional grids. In the following we will list the respective parameterizations and approximations chosen in the different sectors.

Slepton sector

In the slepton sector we build up one- and two-dimensional grids in the corresponding sparticle masses for the processes $\tilde{e}_R\tilde{e}_R$, $\tilde{e}_L\tilde{e}_L$, $\tilde{\nu}_e\tilde{\nu}_e$, $\tilde{\tau}_1\tilde{\tau}_1$, $\tilde{\tau}_2\tilde{\tau}_2$, $\tilde{\nu}_\tau\tilde{\nu}_\tau$ and $\tilde{e}_L\tilde{\nu}_e$, $\tilde{\tau}_1\tilde{\tau}_2$, $\tilde{\tau}_1\tilde{\nu}_\tau$, $\tilde{\tau}_2\tilde{\nu}_\tau$, respectively. For this purpose we compute the cross section for Drell-Yan (DY) production (via an s -channel γ/Z or W^\pm) with PROSPINO [46] at NLO. SUSY QCD contributions have been kept small by setting the mass of all colored sparticles to 5 TeV. For the third-generation sleptons the left-right mixing introduces an additional variable the cross section depends upon. Here, we make use of the fact that the dependence on the stau mixing angle $\theta_{\tilde{\tau}}$ factorizes once the center-of-mass energy $\sqrt{\hat{s}}$ of the production process is well above M_Z [62]. This limit is easily reached for the rather heavy stau masses we are considering. To be concrete, the cross section for the process $pp \rightarrow ij$, $i, j = \tilde{\tau}_1, \tilde{\tau}_2, \tilde{\nu}_\tau$, can be written in the form

$$\sigma(m_i, m_j, \theta_{\tilde{\tau}}) \simeq \mathcal{A}(m_i, m_j) \times \mathcal{B}(\theta_{\tilde{\tau}}). \quad (32)$$

We choose

$$\mathcal{A}(m_i, m_j) = \sigma(m_i, m_j, \pi/4), \quad (33)$$

$$\mathcal{B}(\theta_{\tilde{\tau}}) = \frac{\sigma(m_{\text{ref}}, m_{\text{ref}}, \theta_{\tilde{\tau}})}{\sigma(m_{\text{ref}}, m_{\text{ref}}, \pi/4)}. \quad (34)$$

where $m_{\text{ref}} = 500$ GeV.

For the evaluation of the cross section in the scan we interpolate logarithmically over the cross section \mathcal{A} and linearly in the correction factor \mathcal{B} .

EWino sector

In the EWino sector we parametrize the cross sections by the underlying SUSY input parameters instead of the physical masses and mixings, namely M_1 , M_2 , μ , $\tan\beta$ and the common first- and second-generation squark soft mass $m_{\tilde{Q}_{1,2}}$. In order to describe

¹³As an example, the computation of the NLO cross sections with PROSPINO for the complete set of SUSY processes available in this program takes $\mathcal{O}(10\text{h})$ of computing time on a single 2.5 GHz CPU.

the cross section as a function of these five parameters with maximally three-dimensional grids we factorize the dependence on these five parameters as follows. First, we decouple the bino from the spectrum and consider M_1 separately from M_2 and μ . This is motivated by the hierarchy in the respective couplings: for degenerate M_1 and M_2 (or μ) the bino contribution is relatively small. Second, we factorize the dependence on the squark masses. This dependence is introduced by t -channel squark diagrams which can lead to a significant net reduction of the cross section even though taking squark pair and associated squark production into account. This arises from a negative interference between the DY production of EWinos and the t -channel contribution and is relevant for intermediate mass gaps between $m_{\tilde{Q}_{1,2}}$ and M_2 where the squarks are still light enough to contribute in the t -channel but already too heavy to (over-) compensate the reduction by squark production.

We found that the complete cross section from neutralino and chargino production (including the associated squark-EWino production) can be well approximated by three functions, each depending on three parameters:

$$\begin{aligned} \sigma_{\text{EWino}} \simeq & \sigma(pp \rightarrow \tilde{\chi}_1^0 \tilde{\chi}_1^0) \left[M_1, m_{\tilde{Q}_{1,2}}, \tan \beta \right] \\ & + \sigma(pp \rightarrow \tilde{\chi}_i \tilde{\chi}_j) [M_2, \mu, \tan \beta] \times R \left[\frac{\mu}{M_2}, \frac{m_{\tilde{Q}_{1,2}}}{M_2}, M_2 \right] \end{aligned} \quad (35)$$

with

$$R \left[\frac{\mu}{M_2}, \frac{m_{\tilde{Q}_{1,2}}}{M_2}, M_2 \right] \equiv \frac{\sigma(pp \rightarrow \tilde{\chi}_i \tilde{\chi}_j, \tilde{\chi}_i \tilde{q}) \left[\frac{\mu}{M_2}, \frac{m_{\tilde{Q}_{1,2}}}{M_2}, M_2 \right]}{\sigma(pp \rightarrow \tilde{\chi}_i \tilde{\chi}_j) [M_2, \mu]}, \quad (36)$$

where $\tilde{\chi}_i = \tilde{\chi}_1^0, \tilde{\chi}_2^0, \tilde{\chi}_3^0, \tilde{\chi}_1^\pm, \tilde{\chi}_2^\pm$, and where $\tilde{\chi}_i \tilde{q}$ denotes the associated EWino-squark production. Where they are not displayed as an argument in the brackets, we set mass parameters to 5 TeV and $\tan \beta = 15$. We computed the three grids, corresponding to the three functions in eq. (35), with PROSPINO [46] at NLO precision. To save computing time we only ran the NLO computation for a subset of points and extracted the K -factor from the resulting coarser grid, under the assumption that the K -factor varies more slowly with varying parameters than the cross section itself.

The functions have the weakest dependence on the last argument in each of the brackets in eq. (35). Accordingly, we computed significantly fewer points in the corresponding directions in the grid space. Contributions from associated gluino-EWino production were neglected. For the generation of the spectrum from the SUSY parameters we used SUSPECT 2.41, as we did for the generation of the pMSSM points in the Monte Carlo scan. We interpolated logarithmically over the cross sections and linearly in the correction factor R as well as in the K -factors. With this description we found an agreement within a 15% error with the full NLO computation with PROSPINO for a variety of very different spectra.

Squark and gluino sector

For the production of third-generation squarks, contributions from t -channel gluino diagrams are small due to the small parton densities of the required heavy-flavor quarks.

Furthermore, electroweak production is relatively unimportant. Hence, the relevant production channels are $\tilde{t}_1\tilde{t}_1$, $\tilde{t}_2\tilde{t}_2$, $\tilde{b}_1\tilde{b}_1$, $\tilde{b}_2\tilde{b}_2$ via an s -channel gluon diagram, a t -channel squark diagram or the gluon-squark four-vertex. The production cross sections for these processes only depend on the mass of the respective squark alone. For the 7 and 8 TeV LHC cross sections we take the corresponding one-dimensional grids from NLLFAST [50] which include NLO and next-to-leading-log (NLL) corrections. For the 14 TeV case we compute the grid with PROSPINO [48] at NLO.

For the first- and second-generation squark and gluino production, $\tilde{g}\tilde{g}$, $\tilde{q}\tilde{g}$, $\tilde{q}\tilde{q}$ and $\tilde{q}\tilde{q}^*$, we interpolate two-dimensional grids in the variables $m_{\tilde{g}}$ and $m_{\tilde{q}} \equiv (m_{\tilde{u}_L} m_{\tilde{u}_R} m_{\tilde{d}_L} m_{\tilde{d}_R})^{1/4}$ which are taken from NLLFAST [49] for the case of 7 and 8 TeV LHC cross sections and which we compute with PROSPINO [45] at NLO precision for the 14 TeV LHC cross sections. We interpolate logarithmically over the cross sections. The error from the interpolation is typically less than 1%.

The total cross section obtained from summing over all the processes described above was compared to the full cross section from PROSPINO for a variety of different spectra and found to agree within an error of typically 10%. For a few points we found errors up to 15% where we underestimate the cross section computed by PROSPINO.

Stau production via intermediate Higgs

In addition to the above channels we include the direct production of staus via an s -channel Higgs intermediate state [63]. The channel $pp \rightarrow h \rightarrow \tilde{\tau}_1\tilde{\tau}_1$ can be important in the presence of large left-right mixing of the stau. Additionally, we take into account the heavy Higgs intermediate state $pp \rightarrow H \rightarrow \tilde{\tau}_1\tilde{\tau}_1$. As mentioned earlier, for the general case (no decoupling limit) these processes depend on a variety of parameters. Accordingly, we compute the production cross section for these channels for each of the generated pMSSM points using the complete spectrum. We perform the computation at the leading order via Whizard 2.1.1 [43] where the effective gluon fusion vertex for the MSSM [64] has been implemented. We consider gluon-fusion and bottom-fusion. For the production via bottom-fusion we reweight the cross section according to the resummed bottom-Higgs coupling (for the leading contributions in $\tan\beta$), as described in appendix D. For this computation we employed the value for the correction to the bottom mass, Δ_b , from MICROMEAS.

4.2.2 Estimation of cross section upper limits

As shown in [54], the signal efficiency¹⁴ for the signatures of long-lived stau scenarios at the LHC is much less sensitive to the spectrum than, e.g., in the case for scenarios with neutral stable particles escaping the detector, where compressed or widely spread spectra are typically much harder to find. In this reference it has been shown that for the production via colored sparticles the signal efficiency of long-lived staus only drops below roughly 20% for widely spread spectra for which this production mechanism is no

¹⁴Signal efficiency denotes the product of detector efficiency and selection acceptance for signal events.

longer the dominant channel but is exceeded by the direct production of staus which provides higher signal efficiencies. This way, the signal efficiency for the total SUSY production does not drop below about 20% in the mass ranges of interest for the LHC analysis, provided that there is no long-lived sparticle other than the stau and thus all decay chains terminate in the stau before traversing the sensitive parts of the detector. The significant decrease of the signal efficiency for the production via colored sparticles for widely spread spectra is due to the potentially large boost of the stau developed in the decay of a very heavy colored sparticle. Staus with a velocity close to the speed of light, $\beta \simeq 1$, are extremely difficult to discriminate against background muons since the discrimination heavily relies on a deviation from $\beta = 1$.

Following this argument, electroweak production mechanisms, e.g., chargino production, offer even less potential to cause a drop in the overall signal efficiency. This is because, due to the smaller electroweak cross sections, the mass gap between the produced sparticle and the stau is smaller if the electroweak production process in question is demanded to give a significant contribution compared to the direct stau production. This fact facilitates the estimation of the signal efficiencies (and for the resulting cross section upper limits) requiring the extrapolation of the results given in [14] to a general pMSSM point. In the following we will describe this procedure in more detail.

If the decay of heavier particles into the stau is not prompt, the analysis becomes more complicated. We will examine the case of long-lived colored sparticles which we found to be the most relevant in this study. In particular, gluinos can become long-lived even for relatively large mass gaps $m_{\tilde{g}} - m_{\tilde{\tau}_1} \gtrsim 100$ GeV. The treatment of long-lived colored sparticles is described below.

Application for prompt decays into the stau

We consider a point to be excluded at 95% C.L. if the signal strength, $\sigma^{\text{limit}}/\sigma^{\text{th}}$, obeys

$$\frac{\sigma^{\text{limit}}}{\sigma^{\text{th}}} < 1, \quad (37)$$

where σ^{limit} is the observed 95% C.L. upper cross section limit from the experiment and σ^{th} is the theoretical prediction for the total cross section. σ^{limit} is a model-dependent quantity. In the simplest case, for a given spectrum, the upper cross section limit is determined by

$$\sigma^{\text{limit}} = \frac{S}{\varepsilon_{\text{S}} \int \mathcal{L}}, \quad (38)$$

where S is the required number of expected signal events for the considered spectrum which allows for a 95% C.L. exclusion in the presence of the observed number of (background) events. ε_{S} is the signal efficiency for this spectrum and $\int \mathcal{L}$ is the integrated luminosity. S and ε_{S} both are affected by the applied cuts—the latter directly and the former via its background rejection capability. In HSCP searches the highest sensitivities are typically reached for cuts that supply $S = 3$ for a 95% C.L. exclusion [54].

In the CMS analysis [14] the observed upper cross section limits are given for the two benchmark models (GMSB model and direct DY production) for the 7 and 8 TeV run as

a function of the stau mass $\sigma^{\text{limit}}(m_{\tilde{\tau}_1})$. Here, we take the combined Tracker+ToF data. In order to estimate the signal strength for a point in our pMSSM parameter space we assign the upper cross section limits channel-wise: For the direct DY production of the lighter staus we apply the direct DY production cross section limits. For all other slepton production mechanisms, the EWino production and the production of third-generation squarks we applied the cross section limits from the GMSB model as a function of the stau mass. This is done under the assumption that the signal efficiencies and corresponding background rejection for these channels are similar to the GMSB model, which is based on the arguments given above.¹⁵ For an arbitrary stau mass we interpolated linearly between the analysis points given in [14]. For stau masses above 500 GeV we will only be in the vicinity of the exclusion limit if we have a rather degenerate spectrum and thus an important strong production of sparticles. For these production modes the signal efficiency can decrease due to difficulties in the triggering of very slow staus [54]. In order to account for these spectra we extrapolated the upper cross section limits by conservatively assuming $\sigma^{\text{limit}} = 3.0$ fb for the 7 TeV run and $\sigma^{\text{limit}} = 1.0$ fb for the 8 TeV run. These values are in accordance with the signal efficiencies that have been reported in [54] in the limit of mass-degenerate spectra where one stau has been required to have a velocity above $\beta = 0.6$ in order to ensure an efficient triggering of such events. For the production of staus via first- and second-generation squarks and gluinos as well as for the direct production via an s -channel Higgs we take as a conservative estimate a constant $\sigma^{\text{limit}} = 3.0$ fb (1.0 fb) for the 7 TeV (8 TeV) run.¹⁶ The signal strength is then obtained by

$$\frac{\sigma^{\text{limit}}}{\sigma^{\text{th}}} = \left(\sum_i \sum_k \frac{\sigma_{ik}^{\text{th}}}{\sigma_{ik}^{\text{limit}}} \right)^{-1}, \quad (39)$$

where σ_{ik}^{th} is the computed cross section for the channel i at the LHC energy k and $\sigma_{ik}^{\text{limit}}$ is the corresponding estimated observed cross section upper limit for the respective channel.

Application to delayed decays

For the application of collider limits to the present scenario, it is crucial to know if there are long-lived sparticles other than the stau which play a role in the production and decay at the collider. We therefore compute the width of all sparticles. We used a modified version of SDECAY [65, 42] which includes all relevant 3-body decays of sleptons into the lighter stau. We compute further 3- and 4-body decays of squarks and gluinos into the stau, relevant if $m_{\tilde{q}} < m_{\tilde{\chi}_1^0}$ and $m_{\tilde{g}} < m_{\tilde{q}}, m_{\tilde{\chi}_1^0}$, with WHIZARD 2.1.1 [43].

¹⁵For the GMSB model considered in [14] ($m_{\tilde{\tau}_1} = 308$ GeV) the EWino production contributes 53% while the direct DY production of the lighter stau and all other sleptons make up 13% and 33% of the total SUSY cross section, respectively. The contribution from first- and second-generation squarks is negligible.

¹⁶For the direct production of staus via an s -channel neutral, CP -even Higgs (h/H), stau production near threshold is enhanced and so the fraction of very slow staus is large. For this channel the decreasing trigger efficiencies for smaller velocities (below ~ 0.6) are expected to be the restricting factor of the

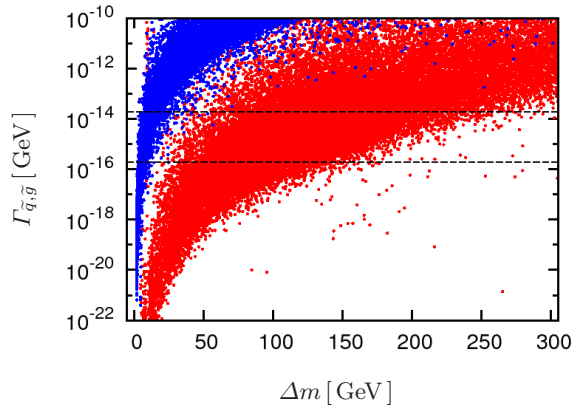


Figure 12: Scatter plot displaying the dependence of the width of the squarks (blue points) and gluino (red points) on the absolute mass difference to the stau, $\Delta m = m_{\tilde{q}} - m_{\tilde{\tau}_1}$ and $m_{\tilde{g}} - m_{\tilde{\tau}_1}$, respectively. We consider all squarks here, including stops and sbottoms. We only plot a point if the corresponding width of the squark or gluino is the smallest width. The horizontal lines correspond to $\Gamma_{\tilde{g},\tilde{q}} = 2 \times 10^{-14}$ GeV and $\Gamma_{\tilde{g},\tilde{q}} = 2 \times 10^{-16}$ GeV.

Figure 12 shows the mass gap between the squarks and the stau (blue points) as well as the gluino and the stau (red points) versus the resulting decay width of the respective sparticles. We only plot the points for which this width is the smallest among all widths of sparticles heavier than the stau. (This also ensures that parameter space points where both a squark and the gluino are long-lived appear only once.) For the gluino, even for mass gaps of up to 300 GeV we encountered points with small gluino widths which imply non-prompt decays into the stau. Note that these situation can only appear in the case that the masses of the squarks *and* EWinos are well above the gluino mass such that the 4-body decays are suppressed by two off-shell propagators. For other situations the gluino width is typically much larger. We do not take into account loop-induced decay modes of gluino and squarks into staus leaving this for future investigations.

In order for the tracker analysis (dE/dx) to be efficient, the longitudinal and transversal impact parameter of the track candidates, d_z and d_{xy} , are required to be smaller than 0.5 cm [14]. Bearing in mind that non-prompt decays typically play a role in the case of rather small relative mass gaps between the heavier mother sparticle and the stau we do not expect a very pronounced kink in the track. We therefore consider a mother sparticle X to be sufficiently short-lived to allow for the daughter stau to pass the tracker requirement, if

$$\Gamma_X > 2 \times 10^{-14} \text{ GeV}. \quad (40)$$

This corresponds to a decay length of $c\tau_X < 1$ cm.¹⁷

For neutralinos and sneutrinos it requires very small mass gaps in order to violate eq. (40). Consequently, these cases appear very rarely in our scan—0.15% of the points

signal efficiency. A detailed study of the signal efficiency in this channel is left for future work.

¹⁷The decay length for a relativistic particle X is $c\beta\gamma\tau_X$. However, $\beta\gamma \simeq 1$ for $\beta \simeq 0.7$. For heavy colored sparticles produced close to threshold, $\beta \lesssim 0.7$ is a typical velocity.

contain metastable neutralinos while 0.6% of the points contain metastable sneutrinos. The determination of the appropriate collider limits for these cases requires a detailed analysis of all branching fraction and the consideration of various missing energy searches. Since these points are not of particular interest for this work we will leave the investigation of these cases for future work and will simply reject the corresponding points from the scan. For metastable charged sleptons other than the stau as well as metastable charginos, we expect the analysis to be virtually identical, regardless whether they decay into the stau or not, assuming that a possible kink in the track will not significantly change the sensitivity to the signature.

The case of metastable squarks and gluinos appears more frequently in our scan. We found that 5.8% and 6.7% of the points contain metastable squarks and gluinos, respectively. On the one hand, this relatively large fraction arises from the suppression of the required 3- and 4-body decays, on the other hand, it results from the dedicated scans, specifically accumulating points in the corresponding mass-degenerate regions (see table 2). In the following we describe the treatment of metastable squarks and gluinos in the determination of the cross section upper limits.

If a metastable squark or gluino decays delayed, $\Gamma_{\tilde{g},\tilde{q}} < 2 \times 10^{-14}$ GeV, the stau is assumed not to be recognized in the tracker. Consequently, we only apply the ToF analysis taking into account the data from the muon chambers only. We refer to this data as the ‘muon-only’ analysis in the following. The cross section upper limits for the muon-only analysis have been reported for stops and gluinos only, where the direct production of these sparticles is taken to be the only production mechanism. If we apply the muon-only analysis on long-lived staus we have to assume that the kinematics of the staus are similar to the strongly interacting mother sparticles that dominate the production. This is indeed the case for the small mass gaps that are required to cause the delayed decay of the stau. Furthermore, the detector response of the drift-tubes in the muon chambers to an R -hadron carrying one unit of electric charge is virtually the same as for long-lived staus. Hence, we estimate the cross section upper limits for staus in the muon-only analysis by the limits derived for stops. Note that the muon-only analysis has only been performed for the 8 TeV LHC run.

If the metastable colored sparticle has an even smaller decay width, $\Gamma_{\tilde{g},\tilde{q}} < 2 \times 10^{-16}$ GeV, corresponding to $c\tau_{\tilde{g},\tilde{q}} \gtrsim 1$ m, the muon-only analysis might not be applicable anymore. We therefore assume in this case that the strongest sensitivity arises from the R -hadron itself that is recognized in the tracker.¹⁸ Consequently, we apply the cross section upper limits from the corresponding R -hadron search where we conservatively choose the charge suppression model for the gluinos and squarks. To all production processes whose decay chains terminate in late decaying staus seen in the muon-only analysis or in R -hadron searches containing a gluino or squark the respective cross section limits are applied. By doing so, we implicitly assume that production modes of sparticles are only relevant if the mass gap between the produced sparticle to the respective sparticle seen in

¹⁸The resulting sensitivity from the muon-only analysis and the R -hadron search is, in fact, very similar. Hence, the analysis is not overly sensitive to the exact choice of the width that separates the applicability of the muon-only and R -hadron analysis.

the detector is small or that the corresponding signal efficiencies do not depend strongly on the mass of the produced sparticles. The final signal strength is then determined by eq. (39). (For those production processes that lead to a prompt decay into the stau we employ the Tracker+ToF analysis as described above.)

The interpretation of the HSCP searches leads to very restrictive bounds on the sparticle masses. For example, we did not find any allowed point in our scan with $m_{\tilde{t}_1}, m_{\tilde{b}_1} \lesssim 850$ GeV, $m_{\tilde{q}} \lesssim 1400$ GeV and $m_{\tilde{g}} \lesssim 1200$ GeV. Regarding the EWino sector, no point with $|\mu|, M_2 \lesssim 800$ GeV survived the bounds.

4.3 Further experimental constraints

In this section we will discuss the implications of the most important experimental and theoretical constraints on the considered 17-parameter pMSSM beyond direct SUSY searches considered in section 4.2.

4.3.1 Constraints from Higgs searches at colliders

In addition to the condition (30) we require that the scan points pass a variety of collider bounds from the Higgs searches at LEP, the Tevatron and the LHC imposed at the 95% C.L. For the application of these bounds we use the program package HIGGSBOUNDS 4.0.0 [66], which tests the compatibility of the predictions for the Higgs sector in a given model against Higgs rates and masses measured in the mentioned experiments. We employed the full set of experimental results supplied by HIGGSBOUNDS. For the predictions for the spectrum of the MSSM Higgs sector HIGGSBOUNDS is linked to FEYNHIGGS 2.9.2.

The constraints have a large effect on our parameter space. Most importantly, the bounds depend on m_A . Generically, we find that the parameter space is constrained much more strongly for smaller values of m_A . Accordingly, in the subset of points where the heavier CP-even Higgs takes the role of the SM-like Higgs, i.e., where $123 \text{ GeV} < m_H < 128 \text{ GeV}$, nearly all points (99.88%) were rejected by the application of HIGGSBOUNDS. Most of these points (around 98%) were rejected¹⁹ by the CMS search for MSSM Higgs decays into tau pairs $(h, H, A^0) \rightarrow \tau\tau$ [67]. The majority of the remaining points were excluded by the search for Higgsstrahlung processes at LEP, where the Higgs is assumed to decay into $b\bar{b}$, $(h, H, A^0)Z \rightarrow (b\bar{b})Z$ [68]. Other processes are less important.

In the subset of points where the lighter CP-even Higgs plays the role of the SM-like Higgs, i.e., where $123 \text{ GeV} < m_h < 128 \text{ GeV}$, around 27% of the points were excluded. Again, for most of these (around 91%) the CMS search for $(h, H, A^0) \rightarrow \tau\tau$ provides the highest significance. Further analyses of high importance are the search for $(h, H, A^0) \rightarrow ZZ \rightarrow \ell\ell\ell\ell$ at CMS [69] and searches for a charged Higgs at CMS [70].

Figure 13 shows the allowed (green) and rejected points (blue, yellow and red) in the m_A -tan β plane. Considering the rate of allowed versus rejected points in the different regions, the decoupling limit appears to be strongly favored by the current data.

¹⁹Here we list the processes that contribute to the exclusion of a point most significantly as given in the output of HIGGSBOUNDS. Other processes may, however, be similarly important.

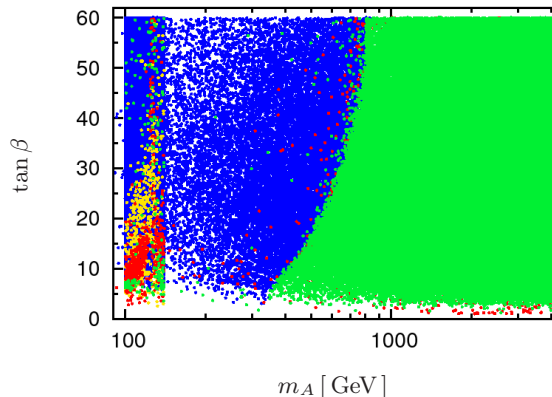


Figure 13: Parameter points in the m_A - $\tan \beta$ plane. The blue points are rejected by the CMS search for $h, H, A^0 \rightarrow \tau\tau$ processes [67], the yellow points are rejected by Higgsstrahlung processes $(h, H, A^0)Z \rightarrow (b\bar{b})Z$ at LEP [68] and the red points are rejected by other searches. The green points have passed all exclusion limits as provided by HIGGSBOUNDS. (The bounds from HSCP searches have not been applied here.)

4.3.2 Constraints from flavor and precision observables

Supersymmetric corrections to the mass of the W boson impose another constraint on the parameter space. Here, we use the experimental value $M_W = (80.385 \pm 0.015) \text{ GeV}$ [71]. Following [72, 73], we increase the uncertainty by a theory error of 15 MeV, combine the uncertainties linearly and multiply them by a factor of two in order to estimate the allowed range at the 95% C.L. Thus, we apply the limit

$$M_W \in [80.325; 80.445] \text{ GeV} \quad (41)$$

to the value calculated by FEYNHIGGS 2.9.2.

The flavor observables $\text{BR}(B \rightarrow X_s \gamma)$ and $\text{BR}(B_s^0 \rightarrow \mu^+ \mu^-)$ can be directly obtained from MICROMEAS. We use the world average $\text{BR}(B \rightarrow X_s \gamma) = (3.43 \pm 0.21 \pm 0.07) \times 10^{-4}$ [74]. Treating the uncertainties as above we find the allowed range at the 95% C.L.:

$$\text{BR}(B \rightarrow X_s \gamma) \in [2.87; 3.99] \times 10^{-4}. \quad (42)$$

The rare B_s^0 decay has been observed with a branching ratio in the 95% C.L. range [75, 76]

$$\text{BR}(B_s^0 \rightarrow \mu^+ \mu^-) \in [1.1; 6.4] \times 10^{-9}. \quad (43)$$

Figure 14 illustrates the impact of these limits on the considered pMSSM parameter space. The limit on M_W rejects the largest number of points. The lower panel shows that our choice (41) ensures that the deviation of the ρ -parameter from its SM value, $\Delta\rho$, does not exceed 0.0018. The limit from $B \rightarrow X_s \gamma$ is particularly restrictive for the subset of points with m_H in the LHC Higgs window as given by (30). Both flavor constraints imposed here favor large m_A .

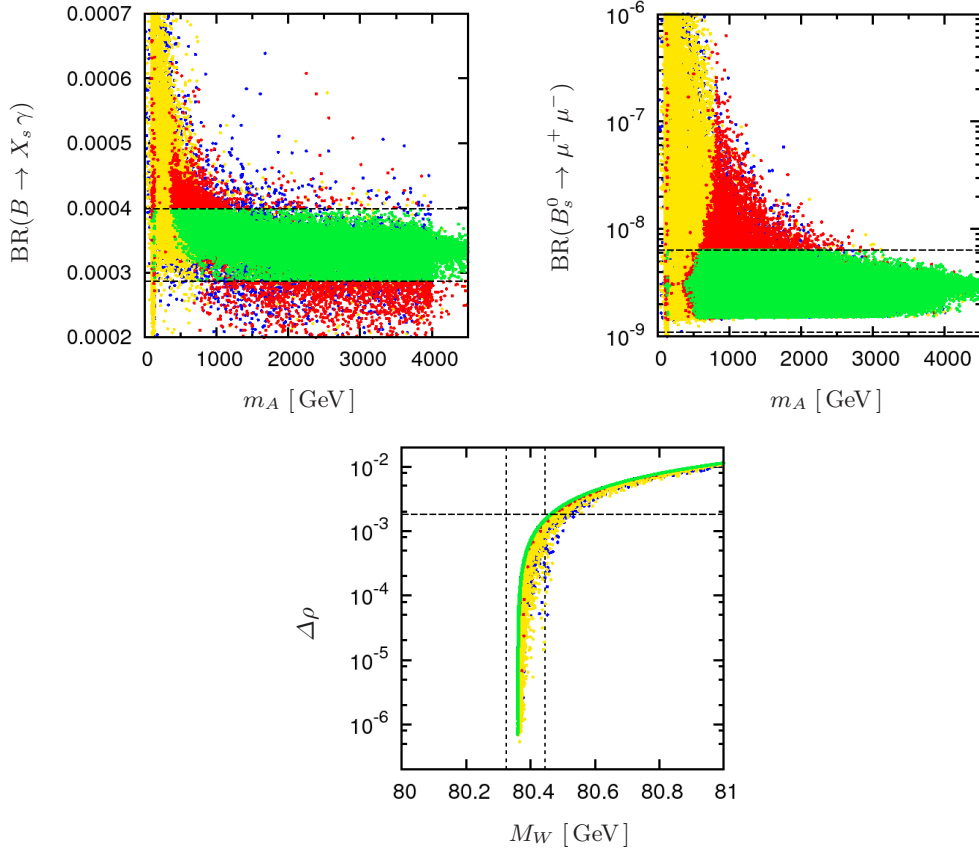


Figure 14: Scatter plots displaying the effect of bounds from flavor and precision observables on the consider pMSSM parameter space. Upper panels: Correlation between $\text{BR}(B \rightarrow X_s \gamma)$, $\text{BR}(B_s^0 \rightarrow \mu^+ \mu^-)$ and m_A . The dashed lines denote the intervals eq. (42) and eq. (43). Lower panel: Correlation between the precision observables $\Delta\rho$ and M_W . The vertical and horizontal dashed lines denote the interval eq. (41) and $\Delta\rho = 0.0018$, respectively. We used the following color code. Blue: Rejected by the HSCP search. Yellow: Passed the HSCP bounds. Red: Additionally passed HIGGSBOUNDS. Green: Additionally passed the flavor bounds.

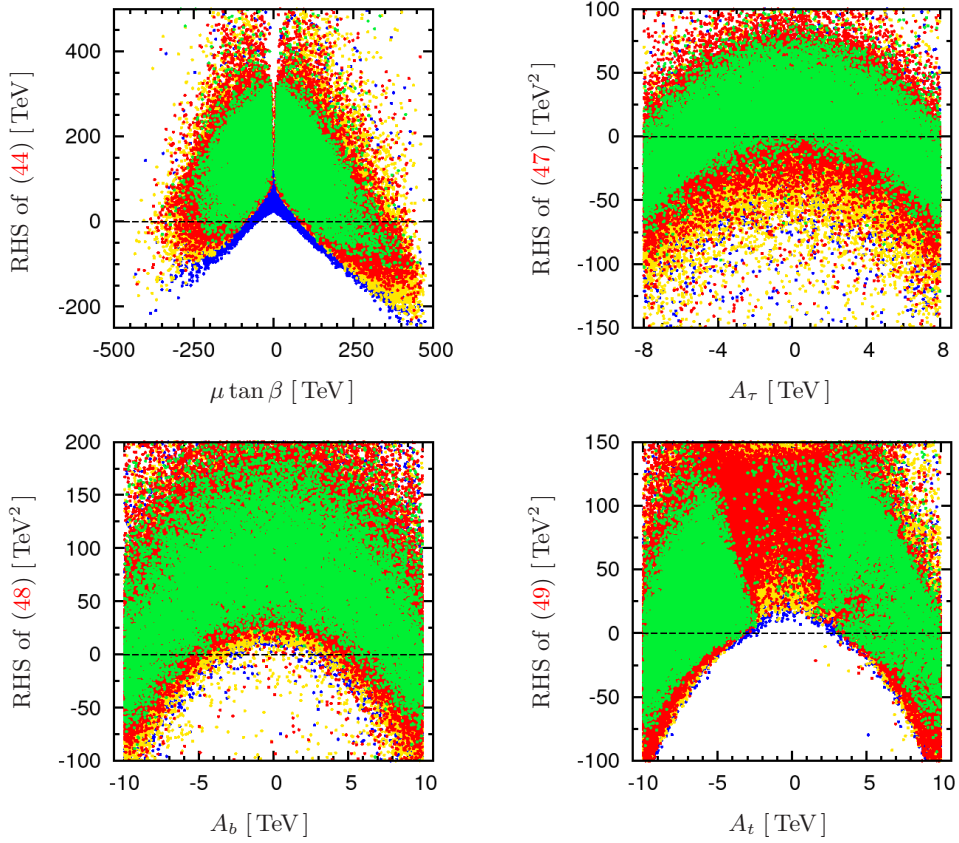


Figure 15: Scatter plots illustrating the CCB constraints on the considered parameter space. Points below the horizontal dashed lines are excluded by the corresponding CCB bound. We used the following color code. Blue: Rejected by the HSCP searches. Yellow: Passed the HSCP bounds. Red: Additionally passed HIGGSBOUNDS. Green: Additionally passed the flavor and precision bounds.

4.4 Bounds from charge or color breaking minima

For large values of certain parameters, the MSSM scalar potential can acquire minima where $U(1)_{\text{em}}$ or $SU(3)_c$ is broken (charge or color breaking, CCB). For large $\tan\beta$, requiring the standard electroweak vacuum to be stable or metastable with a lifetime larger than the age of the universe implies an upper bound on the product $\mu \tan\beta$ [77, 78, 79, 80]. We use [80],

$$0 < -|\mu \tan\beta_{\text{eff}}| + 56.9\sqrt{m_{\tilde{L}_3} m_{\tilde{e}_3}} + 57.1\left(m_{\tilde{L}_3} + 1.03 m_{\tilde{e}_3}\right) - 1.28 \times 10^4 \text{ GeV} \\ + \frac{1.67 \times 10^6 \text{ GeV}^2}{m_{\tilde{L}_3} + m_{\tilde{e}_3}} - 6.41 \times 10^7 \text{ GeV}^3 \left(\frac{1}{m_{\tilde{L}_3}^2} + \frac{0.983}{m_{\tilde{e}_3}^2} \right), \quad (44)$$

where

$$\tan\beta_{\text{eff}} \equiv \tan\beta \frac{1}{1 + \Delta_\tau}, \quad (45)$$

$$\Delta_\tau \simeq -\frac{3g^2}{32\pi^2} \mu \tan\beta M_2 I(m_{\tilde{\nu}_\tau}, M_2, \mu) + \frac{g^2}{16\pi^2} \mu \tan\beta M_1 I(m_{\tilde{\tau}_1}, m_{\tilde{\tau}_2}, M_1), \quad (46)$$

and $I(a, b, c)$ is defined in eq. (85) in appendix D. The quantity Δ_τ describes the higher-order corrections to the tau Yukawa coupling in the limit of large $\tan\beta$, analogous to the corrections to the bottom Yukawa coupling discussed in appendix D. Depending on m_A and A_τ , the upper bound (44) can become more stringent by approximately 20% [79].

In order to take into account CCB constraints on the trilinear couplings, we apply the simple conditions [81, 82, 83, 84, 85]

$$0 < -A_\tau^2 + 3\left(m_{\tilde{L}_3}^2 + m_{\tilde{e}_3}^2 + m_{H_d}^2 + \mu^2\right), \quad (47)$$

$$0 < -A_b^2 + 3\left(m_{\tilde{Q}_3}^2 + m_{\tilde{d}_3}^2 + m_{H_d}^2 + \mu^2\right), \quad (48)$$

$$0 < -A_t^2 + 3\left(m_{\tilde{Q}_3}^2 + m_{\tilde{u}_3}^2 + m_{H_u}^2 + \mu^2\right). \quad (49)$$

We caution that the listed analytical constraints are not always reliable [86, 87, 88, 89, 90]. We impose them as a conservative first estimate, leaving a detailed numerical analysis employing the recently released program VEVACIOUS [91] for future work. Figure 15 shows the impact of the constraints (44) and (47–49) on the considered pMSSM parameter space. The bounds on the trilinear couplings are quite restrictive. Furthermore, we see that the chosen range for A_τ almost saturates the allowed region.

5 Stau yields in the Monte Carlo scan

The results of section 3 allowed us to identify all regions that potentially lead to exceptionally small stau yields. In this section we will investigate the limiting factors for low stau yields that could arise from various constraints. This is especially important for regions that contain large Higgs-sfermion couplings which are governed by a priori

free parameters of the theory. In the presence of large left-right mixings of the sfermions one can only constrain the possible values of the yield by imposing constraints on the parameters that govern the Higgs-sfermion couplings. Working out the impact of these constraints is the subject of the present section. Furthermore, we will quantify how HSCP searches constrain the possible values of the yield. These searches are especially constraining in the case of co-annihilation with colored sparticles. Therefore, we will utilize the pMSSM Monte Carlo scan introduced in section 4.

5.1 Application of constraints

The upper panels of figure 16 show the effect of the constraints discussed in section 4. The blue points are rejected by the HSCP searches performed at the 7 and 8 TeV LHC (see section 4.2 for details). The most obvious result is that the HSCP searches reject all points with $m_{\tilde{\tau}_1} \lesssim 340$ GeV. This is the most conservative bound on the stau mass in agreement with the bound reported in [14].²⁰ For small stau yields the bound on the stau mass tends to become more restrictive—the border between blue and yellow points shows a kink at around $Y = 10^{-16}$. This feature can be understood as follows. In the region of small stau masses, small yields $Y \lesssim 10^{-15}$ are typically achieved in the Higgs final state region (green points in the middle left panel in figure 16) where the couplings to the Higgs are enhanced. For these points the production of staus via a light or heavy CP -even neutral Higgs at the LHC is typically the dominant contribution to the stau production (see green and red points, respectively, in the lower left corner of the lower left panel in figure 16). This additional production mode raises the stau mass limit and forbids this region. Here we see a first correlation between the observable in the early universe and the measurements at the LHC. A similar effect occurs in the Higgs resonant region. This is best seen in the right panels of figure 16, where we plot the yield against $m_H/m_{\tilde{\tau}_1}$. In the resonance peak, $m_H/m_{\tilde{\tau}_1} \simeq 2$, very small stau yields are obtained. However, the very tip of this peak is excluded by HSCP searches, to a large extent due to the resonant production of staus via the heavy Higgs (see lower right panel of figure 16). For co-annihilation scenarios the bounds on the sparticle masses restrict the possible stau yields according to the scaling of the yield with the stau mass. The yellow points in the middle left panel of figure 16 show the domain of the co-annihilation regions in the $m_{\tilde{\tau}_1}$ - Y plane.

The bounds from MSSM Higgs searches taken from HIGGSBOUNDS and the flavor and precision bounds (abbreviated by FP in the following) are particularly restrictive in the region of small $m_H/m_{\tilde{\tau}_1}$. The yellow points in the upper panels of figure 16 are rejected by HIGGSBOUNDS and FP constraints. In fact the complete region of $m_H/m_{\tilde{\tau}_1} \lesssim 0.2$ is excluded by these bounds. For smaller yields $Y \lesssim 10^{-13}$, even higher values of $m_H/m_{\tilde{\tau}_1}$

²⁰The bound in [14] was obtained for an almost completely right-handed lighter stau. As a slightly smaller DY cross section for $\tilde{\tau}_1$ production is obtained for $\theta_{\tilde{\tau}} \neq \pi/2$ [62], we could expect allowed points lying $\mathcal{O}(10)$ GeV below the limit of [14]. However, such a value for $\theta_{\tilde{\tau}}$ requires either the heavier stau and tau sneutrino to be relatively light or the off-diagonal elements of the stau mass matrix, $X_{\tilde{\tau}}$, to be relatively large leading to an enhanced stau-Higgs coupling. In both cases additional contributions enhance the overall production rate. Hence, we do not find any allowed points below the limit of [14].

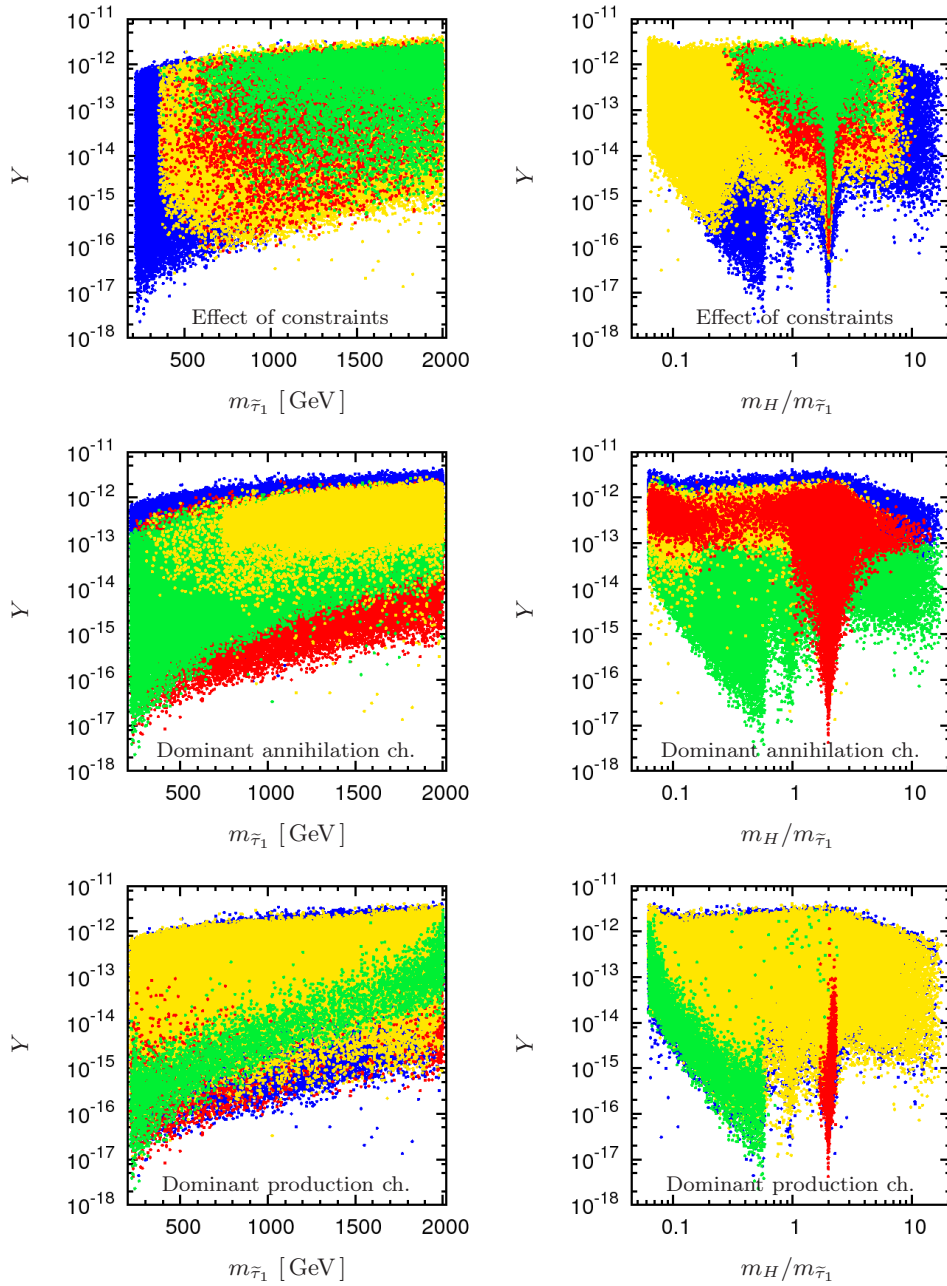


Figure 16: Distribution of scan points in the $m_{\tilde{\tau}_1}$ - Y plane (left panels) and $m_H/m_{\tilde{\tau}_1}$ - Y plane (right panels). Upper panels: Effect of the constraints on the parameter space. The blue, yellow and red points are rejected by the HSCP searches, HIGGSBOUNDS+FP constraints and CCB bounds, respectively. The green points pass all the constraints. Middle panels: Dominant annihilation channels. The red, green and yellow points belong to the Higgs resonant region, Higgs final state region and co-annihilation regions, respectively. The blue points do not belong to one of these classes. Lower panels: Production channels that contribute dominantly to the strength of the HSCP signal. For the green and red points direct stau production via a the light and heavy Higgs is dominant, respectively. The yellow points are dominated by other production processes in the stau sector. The blue points are dominated by other processes. Note that the point density is saturated in parts of the plane such that blue points are simply covered by the others, etc.

are rejected by the HIGGSBOUNDS and FP constraints. This is partly due to the fact that the regions with smaller yields $Y \lesssim 10^{-13}$ are dominated by the Higgs final state region and Higgs resonant region (see green and red points, respectively, in the middle panels of figure 16), which require large stau-Higgs couplings. These are more easily achieved with large values of $\tan\beta$ for which the constraints on m_A from HIGGSBOUNDS become even stronger, see figure 13.

Constraints from CCB reject points in all corners of the displayed planes. The constraints on A_t and A_b can affect points without co-annihilation effects with stops or sbottoms and are therefore not necessarily related to the stau yield. However, a clear correlation is seen in the region of smallest stau yields. The CCB bounds push up the minimal yield allowed by the HSCP bounds by about another order of magnitude, see red points in the upper right panel of figure 16.

Note, finally, that the allowed points (green points in the upper panels of figure 16) all lie within a relatively narrow band in $m_H/m_{\tilde{\tau}_1}$. They span about four orders of magnitude in the yield, $2 \times 10^{-16} \lesssim Y \lesssim 4 \times 10^{-12}$.

In figures 17 and 18 we show the effect of the constraints on the parameter space for the above defined regions separately. The red points belong to the respective region, while the blue points belong to the complete set of points. The pure colors denote the allowed points, while the pale points are excluded by one or more of the constraints. Points with yields smaller than 10^{-14} occur only for resonant annihilation via a heavy Higgs (see middle panels of figure 17). Among these points, the smallest yields ($Y \lesssim 10^{-15}$) are achieved for dominant stau annihilation and no co-annihilation effects. Away from the heavy Higgs resonance we find yields as small as 2×10^{-14} in the Higgs final state region with large stau-Higgs coupling $\hat{C}_{h,\tilde{\tau}_1} \sim 1$ (cp. middle left and upper right panels of figure 17), and slightly below 10^{-13} in the gluino and 3rd generation squark co-annihilation regions (see upper left and middle right panels of figure 18).

It is interesting to note that in the EWino co-annihilation region (lower panels of figure 17) and in the 3rd generation squark co-annihilation region (middle and lower panels of figure 18) stau yields down to roughly 5×10^{-15} are allowed. The smallest yields are again reached for resonant annihilation via a heavy Higgs. In these regions no particular left-right mixing in the stau sector (and for EWino co-annihilation no particular left-right mixing in the sfermion sector at all) is required. Hence, these are the lowest values we found that could equally be realized in scenarios with a selectron or smuon NLSP.

The points with the largest yields almost always belong to the bulk region (see blue points in the middle panels of figure 16). Note that there is a relatively sharp limit of existing points in the high yield end, in contrast to the lower end of the range featuring a few scattered points with very low yields. This is due to the fact that the potential to increase the yield is limited by the number of sparticles that could increase the yield by virtue of co-annihilation effects. In fact, the estimate given in eq. (12) lies approximately in the middle of the band of blue points (bulk region) in the middle left panel of figure 16. Thus, eq. (12) is not too far from the largest yields that can be achieved in the pMSSM.

The percentage of surviving points in the regions is 4.4% in the bulk region, 0.18%

in the Higgs final state region, 5.2% in the Higgs resonant region, 5.8% in the EWino co-annihilation region, 1.1% in the gluino co-annihilation region, 3% in the squark co-annihilation region and 3.7% in the 3rd generation squark co-annihilation region.

We plot the yield against the rescaled Higgs-sfermion coupling $\hat{C}_{\phi,\tilde{f}}/m_{\tilde{f}}$ for the case of the stau as well as for the case of the stop and sbottom in the upper and middle right panels of figure 17 as well as the lower left and right panels of figure 18, respectively. In the latter case we exemplarily plot $\hat{C}_{h,\tilde{t}_1}/m_{\tilde{t}_1}$ and $\hat{C}_{H,\tilde{b}_1}/m_{\tilde{b}_1}$; the couplings to the respective other Higgs behave roughly similarly. Large values are typically excluded mainly by the CCB bounds and precision observables as well as by flavor constraints.

Finally, we note that unitarity of the S -matrix sets further bounds on the involved couplings, see, e.g., [92, 13, 25]. The minimal yields allowed by unitarity are roughly $Y \simeq 7 \times 10^{-18} (m_{\tilde{\tau}_1}/\text{TeV})$ [25] for stau-stau annihilation and $Y \simeq 4 \times 10^{-17} (m_{\tilde{\tau}_1}/\text{TeV})$ for third-generation squark co-annihilation, taking additional degrees of freedom into account. As the minimal yields allowed in the respective regions are more than an order of magnitude larger than these values we assume that the bounds from the requirement of unitarity are significantly weaker than the other bounds considered in this paper, especially those from CCB minima. However, a detailed analysis investigating the particular annihilation processes relevant for our scenario and the effects of relaxing the approximations that were used in [25] appears worthwhile and may lead to more stringent bounds.

5.2 Prospects to narrow down the stau yield at the LHC

In the case of a discovery at the upcoming LHC runs it would be desirable to determine the stau yield from the LHC data and conclude on the viability of the underlying cosmological model. This is a difficult task as the yield depends upon various parameters with very different accessibility at the LHC. As a first step, we discuss in this subsection how one might be able to determine the parameter space region the scenario belongs to, which allows to narrow down the allowed range for the stau yield. The discussion remains qualitative and is not intended to be exhaustive.

The points in the scan that are close to the exclusion limit from the HSCP searches at 7 and 8 TeV typically provide a SUSY cross section at the 14 TeV LHC run of $\sigma_{14\text{ TeV}}^{\text{SUSY}} \simeq 100\text{ fb}$. This gives us a rough idea of the prospects for studying long-lived stau scenarios at the LHC. For instance, with 300 fb^{-1} we obtain a total amount of 3×10^4 SUSY events for these points. In fact, due to the prominent signature of staus at the LHC, we could already learn a lot about the spectrum from much fewer events. First, already at the stage of discovering a long-lived stau scenario by the measurement of charged highly ionizing tracks in the detector, we are provided with a good determination of the stau mass with a precision around 15% [61]. In the search for long-lived staus, discovery is expected to take place on the basis of very few observed signal events [54], which translates into a total amount of $\mathcal{O}(10)$ produced stau pairs.²¹ Second, the cross section for direct stau production differs from that for the production of colored sparticles

²¹The discovery reach for an integrated luminosity of 300 fb^{-1} at the 14 TeV LHC is $m_{\tilde{\tau}_1} \simeq 700\text{ GeV}$ for the most conservative case of minimal direct DY production and up to $m_{\tilde{\tau}_1} \simeq 3\text{ TeV}$ for the case where the stau, the gluino and the squarks are close in mass [54]. The exclusion reach is similar.

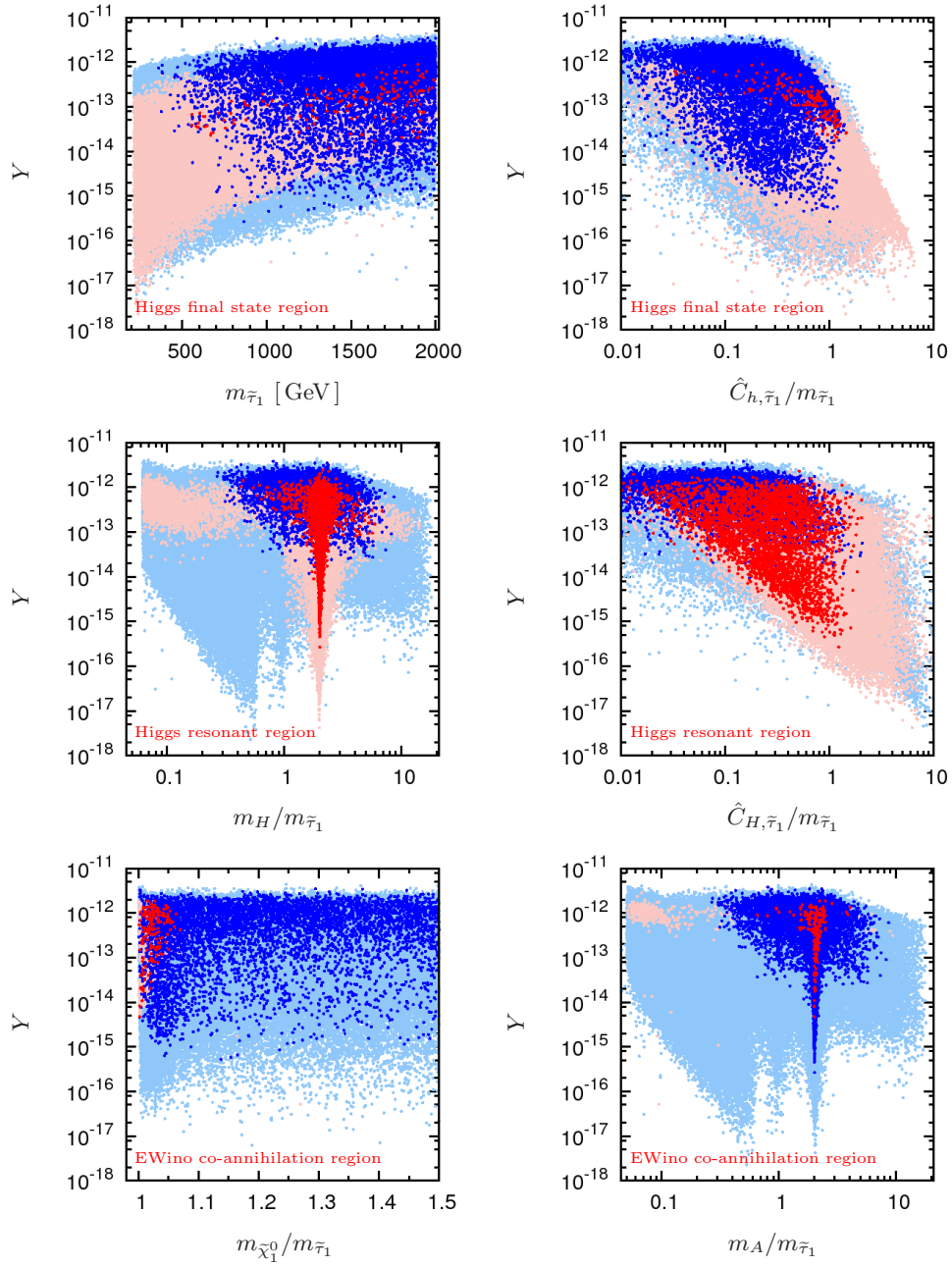


Figure 17: Allowed points (pure colors) and rejected points (pale colors) in the specified annihilation regions (red points) and in the full set (blue points). Upper panels: Higgs final state region. Middle panels: Higgs resonant region. Lower panels: EWino co-annihilation region. The regions are defined in section 3.5.

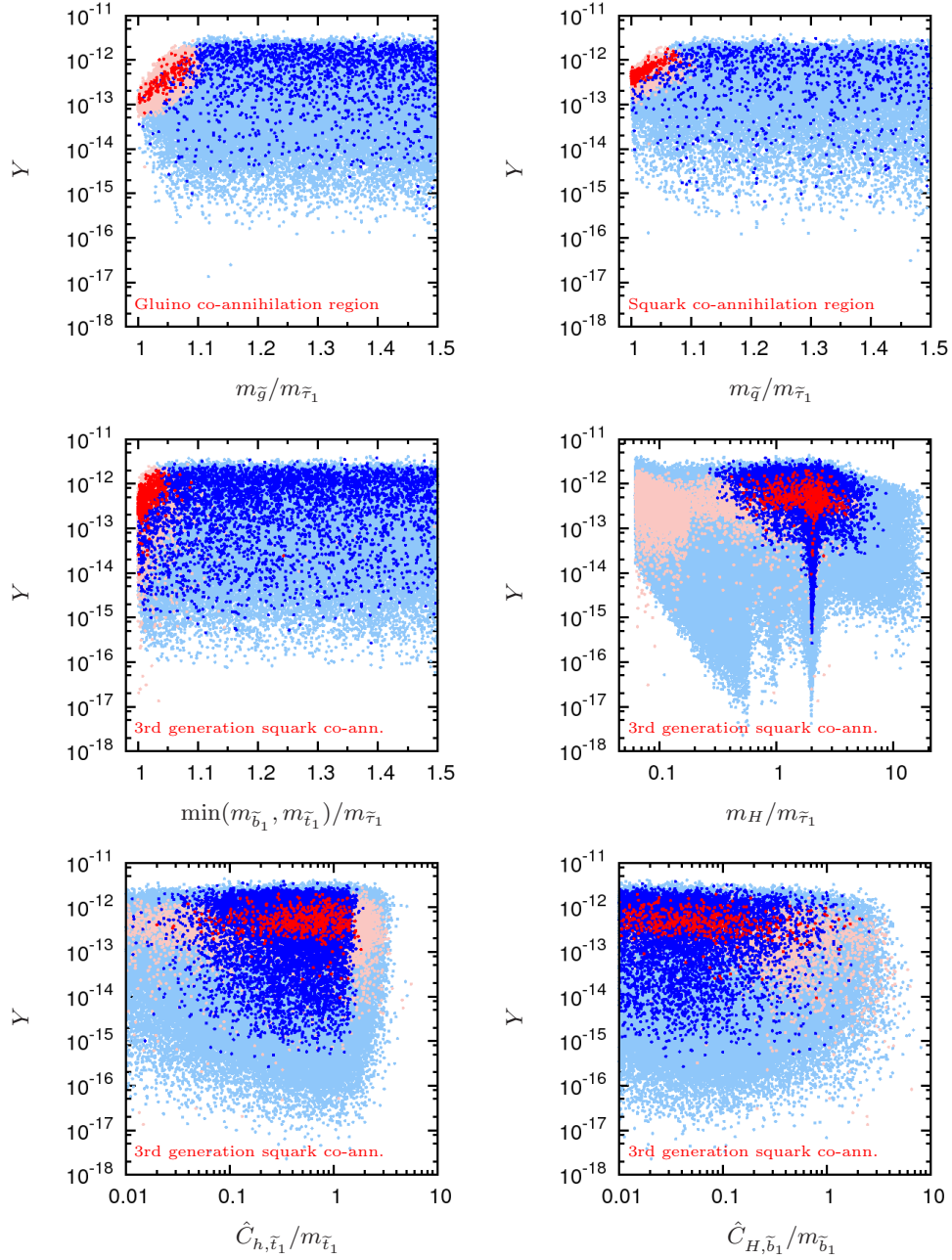


Figure 18: Allowed points (pure colors) and rejected points (pale colors) in the specified annihilation regions (red points) and in the full set (blue points). Upper left panel: Gluino co-annihilation region. Upper right panel: Co-annihilation with the first- and second-generation squarks. Middle and lower panels: Co-annihilation with sbottoms and stops. The regions are defined in section 3.5.

with a similar mass by around five orders of magnitude. Indeed, in our scan the SUSY production cross section for a given stau mass spans four to five orders of magnitude, where the lower edge corresponds to points with dominant direct DY production while the upper edge corresponds to scenarios with a very small mass splitting between the staus and the colored sparticles, in particular the first and second generation squarks. Thus, from the relatively precise determination of the stau mass and a rough idea of the production cross section one might, already at the stage of discovery, be able to decide whether the data is compatible with a gluino or squark co-annihilation scenario or not. Namely, if the stau is relatively light such that the number of observed events is compatible with direct DY production, a co-annihilation scenario that could provide low yields could be excluded. On the other hand, if the stau is relatively heavy with respect to the measured rate of events such that dominant direct DY production is excluded, there are a variety of possibilities that could apply. This is in particular true for the intermediate range of production rates which could be compatible with stop or EWino co-annihilation or resonant stau annihilation via a heavy Higgs. In this case, more data is needed to distinguish between different scenarios. Let us briefly comment on two of them.

The first case concerns closely mass-degenerate staus and gluinos or squarks. As shown in section 4.2.2, here the appearance of delayed decays is a quite common feature, at least in the absence of other nearly mass-degenerate sparticles. Provided a very good understanding of the detector, such a scenario could hence be identified by the appearance of charge flipping tracks or other peculiarities that could occur due to the presence of long-lived or late-decaying R -hadrons in the detector.

Another scenario, which is particularly interesting, is the Higgs resonant region. Due to the appearance of the equally resonant production channel at the LHC this scenario provides a distinct signature [63]. We have seen from the lower right panel in figure 16 that this production channel can indeed be the dominant production channel of staus at the LHC particularly in the region of low stau yields. As discussed in [63], the velocity distribution of staus arising from the s -channel Higgs diagram peaks at significantly lower velocities than, for instance, that for direct DY production. Although challenging for the trigger settings (see, e.g., [54]), this signature can provide a way to distinguish the resonant s -channel Higgs region from other regions. Furthermore, the invariant mass of these events would reveal a distinct peak at twice the stau mass once more data is accumulated. Note that this signal is quite clean with minimal dilution by background. Consequently, such a peak might be visible with a comparatively small number of events.

6 Conclusions

In this work we presented a thorough survey for possible values for the stau yield in the framework of the MSSM with a long-lived stau NLSP. Focussing on the mass region that might still be accessible to a discovery at a long-term LHC run at 14 TeV, we pinned down the various possibilities for obtaining small stau yields in the pMSSM parameter space. In particular we showed the different possibilities to lower the stau yield by co-annihilation

effects, resonance effects, enhanced Higgs-sfermion couplings and combinations thereof. We were able to determine the following configurations with an increasing potential to achieve low stau yields. In the absence of any left-right mixing in the stau sector a light neutralino in the t -channel of the annihilation diagram can lead to a decrease in the yield with respect to the decoupled neutralino case, typically by a factor of about 2.

In contrast, a co-annihilating bino as well as co-annihilating first- and second-generation sleptons increase the yield, again by factors of roughly 2. Scenarios with squark and gluino co-annihilation can lead to a decrease of the yield by a factor of $\mathcal{O}(10)$. We found that a decrease of the yield by significantly more than one order of magnitude can only be achieved through annihilation processes which involve large Higgs-sfermion couplings, a resonant Higgs in the s -channel or both.

In order to evaluate the phenomenological viability of the considered parameter space regions we performed a Monte Carlo scan over the 17-dimensional pMSSM with the stau being the lightest among the MSSM sparticles. We interpreted the Higgs boson recently discovered at the LHC as one of the CP -even neutral Higgses of the MSSM. By restricting m_A to small values we forced around half of the scan points to explicitly lie outside the decoupling limit in order to cover interesting effects of large mixing in the Higgs sector. However, we found that almost all of these points are rejected by MSSM Higgs searches, most strongly by recent LHC searches. We placed special emphasis on interpreting the current LHC limits for heavy stable charged particles. Data from the 7 and 8 TeV LHC runs were taken into account. Further, we explicitly included the possibility of long-lived colored sparticles appearing due to phase space suppression. We found that long-lived gluinos can appear for mass gaps up to $\Delta m \lesssim 300$ GeV if all 2- and 3-body decays are kinematically forbidden. Accordingly, we included the R -hadron searches performed by CMS in our analysis. The obtained results imply conservative mass limits on some of the model parameters. These limits most importantly constrain the yield in co-annihilation regions. Furthermore, we showed the effects of the constraints from collider searches for MSSM Higgs signals, from flavor and precision observables as well as from CCB bounds on the allowed values of the stau yield in different regions.

We found that all points with stau yields $Y \lesssim 10^{-14}$ that feature a dominant annihilation into Higgs final states were excluded by these bounds. Points with $Y < 10^{-14}$ only survived in the vicinity of the resonant pole of the Higgs propagator at $m_A \simeq 2m_{\tilde{\tau}_1}$. However, we encountered different scenarios with this feature. For staus with a large left-right mixing their annihilation via an s -channel heavy Higgs provides the most effective way to achieve low stau yields, which can reach roughly 2×10^{-16} . For cases without mixing in the stau sector, we found two other possibilities to obtain small stau yields: co-annihilation with EWinos with a significant higgsino admixture as well as co-annihilation with stops or sbottoms with considerable left-right mixing—in both cases annihilation near the resonant pole of an s -channel Higgs is required. We found allowed points down to $Y \simeq 5 \times 10^{-15}$ and $Y \simeq 10^{-14}$ in the former and latter case, respectively.

Thus, our results show that the current constraints on the parameter space of the MSSM with a long-lived stau NLSP still allow for a stau relic abundance small enough to satisfy the strict bounds from big bang nucleosynthesis. The smallness of the corre-

sponding region in parameter space suggests distinct features that will be probed in the upcoming LHC run.

Acknowledgements

We would like to thank Torsten Bringmann, Guillaume Chalons, Laura Covi, Werner Porod, Loic Quertenmont, Jürgen Reuter, Oscar Stål, Frank Steffen, Dominik Stöckinger, Georg Weiglein and Martin Winkler for very helpful discussions. This work was supported by the German Research Foundation (DFG) via the Junior Research Group ‘SUSY Phenomenology’ and an ‘SFB Fellowship’ within the Collaborative Research Center 676 ‘Particles, Strings and the Early Universe’. BP also acknowledges the support of the State of São Paulo Research Foundation (FAPESP).

Appendix

A Cosmological quantities

In this appendix, we briefly introduce the cosmological quantities used in section 2. A more comprehensive description can be found in [20, 21, 22, 23]. We consider the total number density which is the sum of all number densities of supersymmetric particles. It is governed by the Boltzmann equation

$$\frac{dn}{dt} = -3Hn - \langle \sigma_{\text{eff}} v_{\text{Møl}} \rangle (n^2 - n_{\text{eq}}^2), \quad (50)$$

where n_{eq} is the number density in thermal equilibrium and H is the Hubble parameter. In terms of the yield $Y \equiv n/s$ and $x \equiv m/T$, this equation can be rewritten as [21]

$$\frac{dY}{dx} = \sqrt{\frac{8\bar{g}}{45}} \pi M_{\text{Pl}} \frac{m}{x^2} \langle \sigma_{\text{eff}} v_{\text{Møl}} \rangle (Y_{\text{eq}}^2 - Y^2), \quad (51)$$

which leads to eq. (2) in the freeze-out approximation, i.e., after neglecting Y_{eq} . Here s is the entropy density, m is the mass of the lightest MSSM sparticle and \bar{g} is a degrees of freedom parameter,

$$\sqrt{\bar{g}} = \frac{g_{*S}}{\sqrt{g_*}} \left(1 + \frac{T}{3g_{*S}} \frac{dg_{*S}}{dT} \right). \quad (52)$$

The parameters g_* and g_{*S} count the effective numbers of relativistic degrees of freedom according to

$$g_* = \sum_{\text{bosons}} g_i \left(\frac{T_i}{T} \right)^4 + \frac{7}{8} \sum_{\text{fermions}} g_i \left(\frac{T_i}{T} \right)^4, \quad (53)$$

$$g_{*S} = \sum_{\text{bosons}} g_i \left(\frac{T_i}{T} \right)^3 + \frac{7}{8} \sum_{\text{fermions}} g_i \left(\frac{T_i}{T} \right)^3. \quad (54)$$

The thermally averaged annihilation cross section is defined by

$$\langle \sigma_{\text{eff}} v_{\text{Møl}} \rangle = \sum_{ij} \langle \sigma_{ij} v_{ij} \rangle \frac{n_i^{\text{eq}} n_j^{\text{eq}}}{n^{\text{eq}} n^{\text{eq}}}, \quad (55)$$

where the sum runs over all supersymmetric initial state particles i, j . Further, $n_{i,j}^{\text{eq}}$ and n^{eq} are the individual and total equilibrium number densities, respectively. The thermal average $\langle \sigma_{ij} v_{ij} \rangle$ is given by

$$\langle \sigma_{ij} v_{ij} \rangle = \frac{\int d^3 \mathbf{p}_i d^3 \mathbf{p}_j f_i f_j \sigma_{ij} v_{ij}}{\int d^3 \mathbf{p}_i d^3 \mathbf{p}_j f_i f_j}, \quad (56)$$

where \mathbf{p}_i and f_i are the three-momentum and the equilibrium phase-space density of particle i , respectively. Further, v_{ij} is the Møller velocity, defined by

$$v_{ij} = \frac{\sqrt{(p_i \cdot p_j)^2 - m_i^2 m_j^2}}{E_i E_j}. \quad (57)$$

Yield Y and density fraction Ω

The relation between the yield and the density fraction Ω of a relic particle is

$$\Omega = \frac{\rho_0}{\rho_c} = \frac{m Y s_0}{\rho_c}, \quad (58)$$

where ρ_0 would be the current density of the relic if it had not decayed, ρ_c is the critical density, and s_0 is the current entropy density of the universe. Inserting the numerical values [93] yields

$$Y = 3.747 \times 10^{-9} \Omega h^2 \frac{\text{GeV}}{m}. \quad (59)$$

This expression is used to compute the yield from the output of MICROMEGAS.

B Mixing in the stau sector

Considering real parameters, we denote the stau mass matrix by

$$\mathcal{M}_{\tilde{\tau}}^2 = \begin{pmatrix} m_{\text{LL}}^2 & m_{\tau} X_{\tau} \\ m_{\tau} X_{\tau} & m_{\text{RR}}^2 \end{pmatrix} = \mathcal{R}_{\tilde{\tau}}^T \begin{pmatrix} m_{\tilde{\tau}_1}^2 & 0 \\ 0 & m_{\tilde{\tau}_2}^2 \end{pmatrix} \mathcal{R}_{\tilde{\tau}}, \quad (60)$$

where

$$m_{\text{LL}}^2 = m_{L_3}^2 + m_{\tau}^2 + (T_{\tau}^3 - Q_{\tau} \sin^2 \theta_W) M_Z^2 \cos 2\beta, \quad (61)$$

$$m_{\text{RR}}^2 = m_{e_3}^2 + m_{\tau}^2 + Q_{\tau} \sin^2 \theta_W M_Z^2 \cos 2\beta, \quad (62)$$

$$X_{\tau} = A_{\tau} - \mu \tan \beta, \quad (63)$$

with T^3 and Q referring to the weak isospin and the electric charge, respectively. The stau mixing matrix reads

$$\mathcal{R}_{\tilde{\tau}} = \begin{pmatrix} \cos \theta_{\tilde{\tau}} & \sin \theta_{\tilde{\tau}} \\ -\sin \theta_{\tilde{\tau}} & \cos \theta_{\tilde{\tau}} \end{pmatrix}. \quad (64)$$

The lighter mass eigenstate $\tilde{\tau}_1$ is then given by

$$\tilde{\tau}_1 = \cos \theta_{\tilde{\tau}} \tilde{\tau}_L + \sin \theta_{\tilde{\tau}} \tilde{\tau}_R. \quad (65)$$

Choosing $0 \leq \theta_{\tilde{\tau}} < \pi$ as in [63], $\theta_{\tilde{\tau}} = 0$ corresponds to $\tilde{\tau}_1 = \tilde{\tau}_L$, whereas $\theta_{\tilde{\tau}} = \pi/2$ corresponds to $\tilde{\tau}_1 = \tilde{\tau}_R$. In these special cases, $X_{\tau} = 0$. Maximal mixing is obtained at $\theta_{\tilde{\tau}} = \pi/4$ and or $\theta_{\tilde{\tau}} = 3\pi/4$.

From the above equations, we can infer

$$m_{\tilde{\tau}_1}^2 = \frac{1}{2} \left[m_{\text{RR}}^2 + m_{\text{LL}}^2 - \sqrt{(m_{\text{RR}}^2 - m_{\text{LL}}^2)^2 + 4m_{\tau}^2 X_{\tau}^2} \right], \quad (66)$$

$$m_{\tilde{\tau}_2}^2 = \frac{1}{2} \left[m_{\text{RR}}^2 + m_{\text{LL}}^2 + \sqrt{(m_{\text{RR}}^2 - m_{\text{LL}}^2)^2 + 4m_{\tau}^2 X_{\tau}^2} \right], \quad (67)$$

$$\sin 2\theta_{\tilde{\tau}} = \frac{2m_{\tau} X_{\tau}}{m_{\tilde{\tau}_1}^2 - m_{\tilde{\tau}_2}^2}, \quad (68)$$

$$\tan 2\theta_{\tilde{\tau}} = \frac{2m_{\tau} X_{\tau}}{m_{\text{LL}}^2 - m_{\text{RR}}^2}, \quad (69)$$

$$m_{\text{LL}}^2 = m_{\tilde{\tau}_1}^2 - m_{\tau} X_{\tau} \tan \theta_{\tilde{\tau}}, \quad (70)$$

$$m_{\text{RR}}^2 = m_{\tilde{\tau}_1}^2 - m_{\tau} X_{\tau} \cot \theta_{\tilde{\tau}}. \quad (71)$$

By inserting eq. (70) into eq. (61) and eq. (71) into eq. (62), respectively, we can express $m_{\tilde{L}_3}$ and $m_{\tilde{e}_3}$ in terms of $m_{\tilde{\tau}_1}$, X_{τ} , $\theta_{\tilde{\tau}}$ and $\tan \beta$ at tree level. Thus, all tree-level input parameters for SUSPECT are derived from the scan parameters in table 1.

The corresponding expressions for the third-generation squarks are obtained by obvious replacements, except for

$$X_t = A_t - \mu \cot \beta, \quad (72)$$

$$X_b = A_b - \mu \tan \beta. \quad (73)$$

C Sfermion-sfermion-Higgs couplings

In the MSSM, the couplings of the lighter mass eigenstates of the third generation sfermions, $\tilde{\tau}_1, \tilde{b}_1$ and \tilde{t}_1 , to the CP -even neutral Higgses h and H are given by

$$C[h, \tilde{\tau}_1, \tilde{\tau}_1] = \frac{g}{2M_W} \left\{ m_\tau s_{2\theta_\tau} \left[\mu \frac{c_\alpha}{c_\beta} + A_\tau \frac{s_\alpha}{c_\beta} \right] + 2m_\tau^2 \frac{s_\alpha}{c_\beta} + M_W^2 s_{\alpha+\beta} \left[(t_w^2 - 1) c_{\theta_\tau}^2 - 2t_w^2 s_{\theta_\tau}^2 \right] \right\}, \quad (74)$$

$$C[H, \tilde{\tau}_1, \tilde{\tau}_1] = \frac{g}{2M_W} \left\{ m_\tau s_{2\theta_\tau} \left[\mu \frac{s_\alpha}{c_\beta} - A_\tau \frac{c_\alpha}{c_\beta} \right] - 2m_\tau^2 \frac{c_\alpha}{c_\beta} - M_W^2 c_{\alpha+\beta} \left[(t_w^2 - 1) c_{\theta_\tau}^2 - 2t_w^2 s_{\theta_\tau}^2 \right] \right\}, \quad (75)$$

$$C[h, \tilde{b}_1, \tilde{b}_1] = \frac{g}{2M_W} \left\{ m_b s_{2\theta_b} \left[\mu \frac{c_\alpha}{c_\beta} + A_b \frac{s_\alpha}{c_\beta} \right] + 2m_b^2 \frac{s_\alpha}{c_\beta} - \frac{M_W^2}{3} s_{\alpha+\beta} \left[(t_w^2 + 3) c_{\theta_b}^2 + 2t_w^2 s_{\theta_b}^2 \right] \right\}, \quad (76)$$

$$C[H, \tilde{b}_1, \tilde{b}_1] = \frac{g}{2M_W} \left\{ m_b s_{2\theta_b} \left[\mu \frac{s_\alpha}{c_\beta} - A_b \frac{c_\alpha}{c_\beta} \right] - 2m_b^2 \frac{c_\alpha}{c_\beta} + \frac{M_W^2}{3} c_{\alpha+\beta} \left[(t_w^2 + 3) c_{\theta_b}^2 + 2t_w^2 s_{\theta_b}^2 \right] \right\}, \quad (77)$$

$$C[h, \tilde{t}_1, \tilde{t}_1] = \frac{-g}{2M_W} \left\{ m_t s_{2\theta_t} \left[\mu \frac{s_\alpha}{s_\beta} + A_t \frac{c_\alpha}{s_\beta} \right] + 2m_t^2 \frac{c_\alpha}{s_\beta} + \frac{M_W^2}{3} s_{\alpha+\beta} \left[(t_w^2 - 3) c_{\theta_t}^2 - 4t_w^2 s_{\theta_t}^2 \right] \right\}, \quad (78)$$

$$C[H, \tilde{t}_1, \tilde{t}_1] = \frac{g}{2M_W} \left\{ m_t s_{2\theta_t} \left[\mu \frac{c_\alpha}{s_\beta} - A_t \frac{s_\alpha}{s_\beta} \right] - 2m_t^2 \frac{s_\alpha}{s_\beta} + \frac{M_W^2}{3} c_{\alpha+\beta} \left[(t_w^2 - 3) c_{\theta_t}^2 - 4t_w^2 s_{\theta_t}^2 \right] \right\}, \quad (79)$$

where we have abbreviated $c_\alpha \equiv \cos \alpha$, $s_\alpha \equiv \sin \alpha$ and $t_w \equiv \tan \theta_W$. In the decoupling limit $m_A \gg M_Z$ these expressions simplify according to $\alpha \rightarrow \beta - \frac{\pi}{2}$, cf., e.g., [94]. The first terms in the above equations are the leading contributions in the parameter space regions with enhanced sfermion-Higgs couplings.

D Resummation of the Higgs-bottom couplings

The tree-level Higgs-bottom couplings in the MSSM read (see, e.g., [95])

$$h_{hb\bar{b}}^{\text{tree}} = -\frac{m_b}{v} \frac{\sin \alpha}{\cos \beta} = -\frac{m_b}{v} [\sin(\beta - \alpha) - \tan \beta \cos(\beta - \alpha)] \quad (80)$$

$$h_{Hb\bar{b}}^{\text{tree}} = \frac{m_b}{v} \frac{\cos \alpha}{\cos \beta} = \frac{m_b}{v} [\cos(\beta - \alpha) + \tan \beta \sin(\beta - \alpha)] \quad (81)$$

Radiative corrections to these couplings can be significant [96, 97, 98, 99]. For positive μ and A_t , they typically lead to a suppression of the couplings. The leading $\tan \beta$ -enhanced terms can be resummed to all orders in perturbation theory [100, 101] leading to the approximate relative corrections [102]

$$\frac{h_{hb\bar{b}}}{h_{hb\bar{b}}^{\text{tree}}} \simeq 1 - \frac{\Delta(m_b)}{1 + \Delta(m_b)} \left(1 + \frac{1}{\tan \alpha \tan \beta} \right), \quad (82)$$

$$\frac{h_{Hb\bar{b}}}{h_{Hb\bar{b}}^{\text{tree}}} \simeq 1 - \frac{\Delta(m_b)}{1 + \Delta(m_b)} \left(1 - \frac{\tan \alpha}{\tan \beta} \right). \quad (83)$$

The leading contributions to $\Delta(m_b)$ come from the gluino-sbottom loop and from the charged higgsino-stop, wino-stop and wino-sbottom loops and are given by [100]

$$\begin{aligned} \Delta(m_b) \simeq & \frac{2\alpha_s}{3\pi} m_{\tilde{g}} \mu \tan \beta I(m_{\tilde{\tau}_1}, m_{\tilde{\tau}_2}, m_{\tilde{g}}) + \frac{h_{\tilde{t}}^2}{16\pi^2} \mu A_t \tan \beta I(m_{\tilde{t}_1}, m_{\tilde{t}_2}, \mu) \\ & - \frac{g_2^2}{16\pi^2} \mu M_2 \tan \beta \left[\cos^2 \theta_{\tilde{\tau}} I(m_{\tilde{\tau}_1}, M_2, \mu) + \sin^2 \theta_{\tilde{\tau}} I(m_{\tilde{\tau}_2}, M_2, \mu) \right. \\ & \left. + \frac{1}{2} \cos^2 \theta_{\tilde{b}} I(m_{\tilde{b}_1}, M_2, \mu) + \frac{1}{2} \sin^2 \theta_{\tilde{b}} I(m_{\tilde{b}_2}, M_2, \mu) \right], \end{aligned} \quad (84)$$

where

$$I(a, b, c) = \frac{1}{(a^2 - b^2)(b^2 - c^2)(a^2 - c^2)} \left[a^2 b^2 \log \frac{a^2}{b^2} + b^2 c^2 \log \frac{b^2}{c^2} + c^2 a^2 \log \frac{c^2}{a^2} \right]. \quad (85)$$

Note that in the decoupling limit, $\alpha \simeq \beta - \pi/2$, so the $hb\bar{b}$ coupling remains SM-like even in the presence of large values for $\Delta(m_b)$ since $\tan \alpha \tan \beta \simeq -1$. Thus, the correction vanishes. The $Hb\bar{b}$ coupling reads

$$h_{Hb\bar{b}} = \frac{m_b}{v} \tan \beta \left[1 - \frac{\Delta(m_b)}{1 + \Delta(m_b)} (1 + \cot^2 \beta) \right] \quad (86)$$

in the decoupling limit.

E Ranges for the dedicated scans

In table 2 we list all dedicated scan regions for the 17-dimensional pMSSM scan introduced in section 4. The dedicated scan regions are motivated by the results of section 3.

In each region, the table displays those parameters that are constrained to a smaller range than given in table 1. All parameters that are not listed for a particular range are scanned over according to table 1. Further, the lower and upper limits for the parameters listed in table 1 are respected in any case.

Dedicated scan region	Pct.	Parameter	Range	Prior
blind scan	43.3%	–	–	–
$\tilde{\tau}_1$ - H resonance	4.8%	$ m_A/m_{\tilde{\tau}_1} - 2 $ $\text{sign}(m_A/m_{\tilde{\tau}_1} - 2)$	$[5 \times 10^{-4}; 0.5]$ $\{-1, 1\}$	log –
$\tilde{\tau}_1$ - H threshold	6.7%	$ m_A/m_{\tilde{\tau}_1} - 1 $ $\text{sign}(m_A/m_{\tilde{\tau}_1} - 1)$	$[10^{-3}; 2]$ $\{-1, 1\}$	log –
M_1 - μ co-ann. resonance	4.9%	$M_1/m_{\tilde{\tau}_1} - 1$ $ \mu/M_1 - 1 $ $\text{sign}(\mu/M_1 - 1)$ $ m_A/\sqrt{\mu M_1} - 2 $ $\text{sign}(m_A/\sqrt{\mu M_1} - 2)$	$[5 \times 10^{-4}; 0.5]$ $[2 \times 10^{-4}; 0.2]$ $\{-1, 1\}$ $[5 \times 10^{-4}; 0.5]$ $\{-1, 1\}$	log log – log –
M_2 - μ co-ann. resonance	4.9%	$M_2/m_{\tilde{\tau}_1} - 1$ $ \mu/M_2 - 1 $ $\text{sign}(\mu/M_2 - 1)$ $ m_A/\sqrt{\mu M_2} - 2 $ $\text{sign}(m_A/\sqrt{\mu M_2} - 2)$	$[5 \times 10^{-4}; 0.5]$ $[2 \times 10^{-4}; 0.2]$ $\{-1, 1\}$ $[5 \times 10^{-4}; 0.5]$ $\{-1, 1\}$	log log – log –
\tilde{t}_1 co-annihilation	4.3%	$m_{\tilde{t}_1}/m_{\tilde{\tau}_1} - 1$	$[5 \times 10^{-4}; 0.5]$	log
\tilde{t}_1 co-ann. resonance	2.2%	$m_{\tilde{t}_1}/m_{\tilde{\tau}_1} - 1$ $ m_A/m_{\tilde{t}_1} - 2 $ $\text{sign}(m_A/m_{\tilde{t}_1} - 2)$	$[5 \times 10^{-4}; 0.5]$ $[5 \times 10^{-4}; 0.25]$ $\{-1, 1\}$	log log –
\tilde{b}_1 co-annihilation	9.1%	$m_{\tilde{b}_1}/m_{\tilde{\tau}_1} - 1$	$[5 \times 10^{-4}; 0.5]$	log
\tilde{b}_1 co-ann. resonance	2.3%	$m_{\tilde{b}_1}/m_{\tilde{\tau}_1} - 1$ $ m_A/m_{\tilde{b}_1} - 2 $ $\text{sign}(m_A/m_{\tilde{b}_1} - 2)$	$[5 \times 10^{-4}; 0.5]$ $[5 \times 10^{-4}; 0.25]$ $\{-1, 1\}$	log log –
\tilde{g} co-annihilation	10.7%	$m_{\tilde{g}}/m_{\tilde{\tau}_1} - 1$	$[5 \times 10^{-4}; 0.5]$	log
\tilde{q} co-annihilation	6.8%	$m_{\tilde{q}}/m_{\tilde{\tau}_1} - 1$	$[5 \times 10^{-4}; 0.5]$	log

Table 2: Summary of all scan regions, the corresponding percentage of points, and the parameters whose scan ranges deviate from the ones given in table 1. All parameters not listed are scanned over according to table 1. We generated a total amount of 5×10^5 points in the 17-dimensional parameter space.

References

- [1] I. V. Falomkin, G. B. Pontecorvo, M. G. Sapochnikov, M. Y. Khlopov, F. Balestra, and G. Piragino, “Low-energy \bar{p} ^4He annihilation and problems of the modern cosmology, GUT and SUSY models”, *Nuovo Cim.* **A79** (1984) 193–204. [*Yad. Fiz.* **39** (1984), 990].
- [2] J. R. Ellis, J. E. Kim, and D. V. Nanopoulos, “Cosmological Gravitino Regeneration and Decay”, *Phys. Lett.* **B145** (1984) 181.
- [3] J. R. Ellis, D. V. Nanopoulos, and S. Sarkar, “The Cosmology of Decaying Gravitinos”, *Nucl. Phys.* **B259** (1985) 175.
- [4] M. Bolz, W. Buchmüller, and M. Plümacher, “Baryon asymmetry and dark matter”, *Phys. Lett.* **B443** (1998) 209–213, [arXiv:hep-ph/9809381](#).
- [5] P. Fayet, “Experimental consequences of supersymmetry”, in *Proceedings of the XVIth Rencontre de Moriond*, J. Tran Thanh Van, ed., vol. 1, pp. 347–367. Editions Frontieres, 1981.
- [6] H. Pagels and J. R. Primack, “Supersymmetry, Cosmology and New TeV Physics”, *Phys. Rev. Lett.* **48** (1982) 223.
- [7] T. Moroi, H. Murayama, and M. Yamaguchi, “Cosmological constraints on the light stable gravitino”, *Phys. Lett.* **B303** (1993) 289–294.
- [8] M. Pospelov, “Particle physics catalysis of thermal Big Bang Nucleosynthesis”, *Phys. Rev. Lett.* **98** (2007) 231301, [arXiv:hep-ph/0605215](#).
- [9] K. Jedamzik, “Bounds on long-lived charged massive particles from Big Bang nucleosynthesis”, *JCAP* **0803** (2008) 008, [arXiv:0710.5153 \[hep-ph\]](#).
- [10] M. Kawasaki, K. Kohri, T. Moroi, and A. Yotsuyanagi, “Big-Bang Nucleosynthesis and Gravitino”, *Phys. Rev.* **D78** (2008) 065011, [arXiv:0804.3745 \[hep-ph\]](#).
- [11] T. Asaka, K. Hamaguchi, and K. Suzuki, “Cosmological gravitino problem in gauge mediated supersymmetry breaking models”, *Phys. Lett.* **B490** (2000) 136–146, [arXiv:hep-ph/0005136](#).
- [12] J. Pradler and F. D. Steffen, “Thermal relic abundances of long-lived staus”, *Nucl. Phys.* **B809** (2009) 318–346, [arXiv:0808.2462 \[hep-ph\]](#).
- [13] M. Ratz, K. Schmidt-Hoberg, and M. W. Winkler, “A Note on the primordial abundance of stau NLSPs”, *JCAP* **0810** (2008) 026, [arXiv:0808.0829 \[hep-ph\]](#).
- [14] CMS Collaboration, S. Chatrchyan *et al.*, “Searches for long-lived charged particles in pp collisions at $\sqrt{s} = 7$ and 8 TeV”, *JHEP* **1307** (2013) 122, [arXiv:1305.0491 \[hep-ex\]](#).

- [15] W. Buchmüller, K. Hamaguchi, M. Ibe, and T. T. Yanagida, “Eluding the BBN constraints on the stable gravitino”, *Phys. Lett.* **B643** (2006) 124–126, [arXiv:hep-ph/0605164](#).
- [16] B. W. Lee and S. Weinberg, “Cosmological Lower Bound on Heavy Neutrino Masses”, *Phys. Rev. Lett.* **39** (1977) 165–168.
- [17] P. Binetruy, G. Girardi, and P. Salati, “Constraints on a system of two neutral fermions from cosmology”, *Nucl. Phys.* **B237** (1984) 285.
- [18] J. Bernstein, L. S. Brown, and G. Feinberg, “The cosmological heavy neutrino problem revisited”, *Phys. Rev.* **D32** (1985) 3261.
- [19] M. Srednicki, R. Watkins, and K. A. Olive, “Calculations of Relic Densities in the Early Universe”, *Nucl. Phys.* **B310** (1988) 693.
- [20] K. Griest and D. Seckel, “Three exceptions in the calculation of relic abundances”, *Phys. Rev.* **D43** (1991) 3191–3203.
- [21] P. Gondolo and G. Gelmini, “Cosmic abundances of stable particles: Improved analysis”, *Nucl. Phys.* **B360** (1991) 145–179.
- [22] E. W. Kolb and M. S. Turner, “The Early universe”, *Front. Phys.* **69** (1990) 1–547.
- [23] J. Edsjö and P. Gondolo, “Neutralino relic density including coannihilations”, *Phys. Rev.* **D56** (1997) 1879–1894, [arXiv:hep-ph/9704361](#).
- [24] G. Belanger, F. Boudjema, A. Pukhov, and A. Semenov, “Dark matter direct detection rate in a generic model with micrOMEGAs 2.2”, *Comput. Phys. Commun.* **180** (2009) 747–767, [arXiv:0803.2360 \[hep-ph\]](#).
- [25] C. F. Berger, L. Covi, S. Kraml, and F. Palorini, “The Number density of a charged relic”, *JCAP* **0810** (2008) 005, [arXiv:0807.0211 \[hep-ph\]](#).
- [26] A. Djouadi, J.-L. Kneur, and G. Moultaka, “SuSpect: A Fortran code for the supersymmetric and Higgs particle spectrum in the MSSM”, *Comput. Phys. Commun.* **176** (2007) 426–455, [arXiv:hep-ph/0211331](#).
- [27] F. D. Steffen, “Gravitino dark matter and cosmological constraints”, *JCAP* **0609** (2006) 001, [arXiv:hep-ph/0605306](#).
- [28] T. Gherghetta, G. Giudice, and A. Riotto, “Nucleosynthesis bounds in gauge mediated supersymmetry breaking theories”, *Phys. Lett.* **B446** (1999) 28–36, [arXiv:hep-ph/9808401](#).
- [29] A. Belyaev, N. D. Christensen, and A. Pukhov, “CalcHEP 3.4 for collider physics within and beyond the Standard Model”, *Comput. Phys. Commun.* **184** (2013) 1729–1769, [arXiv:1207.6082 \[hep-ph\]](#).

- [30] M. Drees and M. M. Nojiri, “The Neutralino relic density in minimal $N = 1$ supergravity”, *Phys. Rev.* **D47** (1993) 376–408, [arXiv:hep-ph/9207234](#).
- [31] R. L. Arnowitt and P. Nath, “Cosmological constraints and SU(5) supergravity grand unification”, *Phys. Lett.* **B299** (1993) 58–63, [arXiv:hep-ph/9302317](#).
- [32] H. Baer and M. Brhlik, “Neutralino dark matter in minimal supergravity: Direct detection versus collider searches”, *Phys. Rev.* **D57** (1998) 567–577, [arXiv:hep-ph/9706509](#).
- [33] H. Baer, M. Brhlik, M. A. Díaz, J. Ferrandis, P. Mercadante, P. Quintana, and X. Tata, “Yukawa unified supersymmetric $SO(10)$ model: Cosmology, rare decays, and collider searches”, *Phys. Rev.* **D63** (2000) 015007, [arXiv:hep-ph/0005027](#).
- [34] J. R. Ellis, T. Falk, G. Gani, K. A. Olive, and M. Srednicki, “The CMSSM parameter space at large $\tan\beta$ ”, *Phys. Lett.* **B510** (2001) 236–246, [arXiv:hep-ph/0102098](#).
- [35] A. B. Lahanas and V. C. Spanos, “Implications of the pseudoscalar Higgs boson in determining the neutralino dark matter”, *Eur. Phys. J.* **C23** (2002) 185–190, [arXiv:hep-ph/0106345](#).
- [36] M. S. Carena, M. Quiros, and C. E. M. Wagner, “Effective potential methods and the Higgs mass spectrum in the MSSM”, *Nucl. Phys.* **B461** (1996) 407–436, [arXiv:hep-ph/9508343](#).
- [37] S. Heinemeyer, W. Hollik, and G. Weiglein, “Constraints on $\tan\beta$ in the MSSM from the upper bound on the mass of the lightest Higgs boson”, *JHEP* **0006** (2000) 009, [arXiv:hep-ph/9909540](#).
- [38] M. Endo, K. Hamaguchi, and K. Nakaji, “Probing High Reheating Temperature Scenarios at the LHC with Long-Lived Staus”, *JHEP* **11** (2010) 004, [arXiv:1008.2307 \[hep-ph\]](#).
- [39] M. W. Cahill-Rowley, J. L. Hewett, S. Hoeche, A. Ismail, and T. G. Rizzo, “The new look pMSSM with neutralino and gravitino LSPs”, *Eur. Phys. J.* **C72** (2012) 2156, [arXiv:1206.4321 \[hep-ph\]](#).
- [40] S. Heinemeyer, W. Hollik, and G. Weiglein, “FeynHiggs: A Program for the calculation of the masses of the neutral CP -even Higgs bosons in the MSSM”, *Comput. Phys. Commun.* **124** (2000) 76–89, [arXiv:hep-ph/9812320](#).
- [41] A. Djouadi, M. M. Mühlleitner, and M. Spira, “Decays of supersymmetric particles — The program SUSY-HIT”, *Acta Phys. Polon.* **B38** (2007) 635–644, [arXiv:hep-ph/0609292](#).
- [42] S. Kraml and D. T. Nhung, “Three-body decays of sleptons in models with non-universal Higgs masses”, *JHEP* **0802** (2008) 061, [arXiv:0712.1986 \[hep-ph\]](#).

- [43] W. Kilian, T. Ohl, and J. Reuter, “WHIZARD: Simulating Multi-Particle Processes at LHC and ILC”, *Eur. Phys. J.* **C71** (2011) 1742, [arXiv:0708.4233 \[hep-ph\]](https://arxiv.org/abs/0708.4233). <http://projects.hepforge.org/whizard/>.
- [44] P. Bechtle, O. Brein, S. Heinemeyer, G. Weiglein, and K. E. Williams, “HiggsBounds 2.0.0: Confronting Neutral and Charged Higgs Sector Predictions with Exclusion Bounds from LEP and the Tevatron”, *Comput. Phys. Commun.* **182** (2011) 2605–2631, [arXiv:1102.1898 \[hep-ph\]](https://arxiv.org/abs/1102.1898).
- [45] W. Beenakker, R. Höpker, M. Spira, and P. M. Zerwas, “Squark and gluino production at hadron colliders”, *Nucl. Phys.* **B492** (1997) 51–103, [arXiv:hep-ph/9610490](https://arxiv.org/abs/hep-ph/9610490). <http://www.thphys.uni-heidelberg.de/~plehn/index.php?show=prospino>.
- [46] W. Beenakker, M. Klasen, M. Krämer, T. Plehn, M. Spira, and P. M. Zerwas, “Production of Charginos, Neutralinos, and Sleptons at Hadron Colliders”, *Phys. Rev. Lett.* **83** (1999) 3780–3783, [arXiv:hep-ph/9906298](https://arxiv.org/abs/hep-ph/9906298). Erratum *ibid.* **100** (2008) 029901.
- [47] T. Plehn, “Measuring the MSSM Lagrangean”, *Czech. J. Phys.* **55** (2005) B213–B220, [arXiv:hep-ph/0410063](https://arxiv.org/abs/hep-ph/0410063).
- [48] W. Beenakker, M. Krämer, T. Plehn, M. Spira, and P. M. Zerwas, “Stop production at hadron colliders”, *Nucl. Phys.* **B515** (1998) 3–14, [arXiv:hep-ph/9710451](https://arxiv.org/abs/hep-ph/9710451).
- [49] W. Beenakker, S. Brensing, M. Krämer, A. Kulesza, E. Laenen, and I. Niessen, “Soft-gluon resummation for squark and gluino hadroproduction”, *JHEP* **0912** (2009) 041, [arXiv:0909.4418 \[hep-ph\]](https://arxiv.org/abs/0909.4418).
- [50] W. Beenakker, S. Brensing, M. Krämer, A. Kulesza, E. Laenen, and I. Niessen, “Supersymmetric top and bottom squark production at hadron colliders”, *JHEP* **1008** (2010) 098, [arXiv:1006.4771 \[hep-ph\]](https://arxiv.org/abs/1006.4771).
- [51] A. Kulesza and L. Motyka, “Threshold resummation for squark-antisquark and gluino-pair production at the LHC”, *Phys. Rev. Lett.* **102** (2009) 111802, [arXiv:0807.2405 \[hep-ph\]](https://arxiv.org/abs/0807.2405).
- [52] A. Kulesza and L. Motyka, “Soft gluon resummation for the production of gluino-gluino and squark-antisquark pairs at the LHC”, *Phys. Rev.* **D80** (2009) 095004, [arXiv:0905.4749 \[hep-ph\]](https://arxiv.org/abs/0905.4749).
- [53] J. Heisig, “Long-lived staus at the LHC”, in *Proceedings of the XLVIIth Rencontres de Moriond*, E. Augé et al., eds., pp. 487–490. ARISF, 2012. [arXiv:1207.3058 \[hep-ph\]](https://arxiv.org/abs/1207.3058).
- [54] J. Heisig and J. Kersten, “Long-lived staus from strong production in a simplified model approach”, *Phys. Rev.* **D86** (2012) 055020, [arXiv:1203.1581 \[hep-ph\]](https://arxiv.org/abs/1203.1581).

- [55] ATLAS Collaboration, “Combined measurements of the mass and signal strength of the Higgs-like boson with the ATLAS detector using up to 25 fb^{-1} of proton-proton collision data”, ATLAS-CONF-2013-014, CERN, Geneva, Mar, 2013. <http://cds.cern.ch/record/1523727>.
- [56] CMS Collaboration, “Combination of standard model Higgs boson searches and measurements of the properties of the new boson with a mass near 125 GeV ”, CMS-PAS-HIG-13-005, CERN, Geneva, 2013. <http://cds.cern.ch/record/1542387>.
- [57] G. Degrandi, S. Heinemeyer, W. Hollik, P. Slavich, and G. Weiglein, “Towards high precision predictions for the MSSM Higgs sector”, *Eur. Phys. J.* **C28** (2003) 133–143, [arXiv:hep-ph/0212020](https://arxiv.org/abs/hep-ph/0212020).
- [58] M. W. Cahill-Rowley, J. L. Hewett, A. Ismail, and T. G. Rizzo, “The Higgs Sector and Fine-Tuning in the pMSSM”, *Phys. Rev.* **D86** (2012) 075015, [arXiv:1206.5800](https://arxiv.org/abs/1206.5800) [hep-ph].
- [59] M. Carena, S. Gori, N. R. Shah, and C. E. M. Wagner, “A 125 GeV SM-like Higgs in the MSSM and the $\gamma\gamma$ rate”, *JHEP* **1203** (2012) 014, [arXiv:1112.3336](https://arxiv.org/abs/1112.3336) [hep-ph].
- [60] ATLAS Collaboration, G. Aad *et al.*, “Searches for heavy long-lived sleptons and R -hadrons with the ATLAS detector in pp collisions at $\sqrt{s} = 7 \text{ TeV}$ ”, *Phys. Lett.* **B720** (2013) 277–308, [arXiv:1211.1597](https://arxiv.org/abs/1211.1597) [hep-ex].
- [61] CMS Collaboration, S. Chatrchyan *et al.*, “Search for heavy long-lived charged particles in pp collisions at $\sqrt{s} = 7 \text{ TeV}$ ”, *Phys. Lett.* **B713** (2012) 408–433, [arXiv:1205.0272](https://arxiv.org/abs/1205.0272) [hep-ex].
- [62] J. Heisig and J. Kersten, “Production of long-lived staus in the Drell-Yan process”, *Phys. Rev.* **D84** (2011) 115009, [arXiv:1106.0764](https://arxiv.org/abs/1106.0764) [hep-ph].
- [63] J. M. Lindert, F. D. Steffen, and M. K. Trenkel, “Direct stau production at hadron colliders in cosmologically motivated scenarios”, *JHEP* **1108** (2011) 151, [arXiv:1106.4005](https://arxiv.org/abs/1106.4005) [hep-ph].
- [64] M. Spira, A. Djouadi, D. Graudenz, and P. M. Zerwas, “Higgs boson production at the LHC”, *Nucl. Phys.* **B453** (1995) 17–82, [arXiv:hep-ph/9504378](https://arxiv.org/abs/hep-ph/9504378).
- [65] M. Mühlleitner, A. Djouadi, and Y. Mambrini, “SDECAY: A Fortran code for the decays of the supersymmetric particles in the MSSM”, *Comput. Phys. Commun.* **168** (2005) 46–70, [arXiv:hep-ph/0311167](https://arxiv.org/abs/hep-ph/0311167).
- [66] P. Bechtle, S. Heinemeyer, O. Stål, T. Stefaniak, and G. Weiglein, “HiggsSignals: Confronting arbitrary Higgs sectors with measurements at the Tevatron and the LHC”, *Eur. Phys. J.* **C74** (2014) 2711, [arXiv:1305.1933](https://arxiv.org/abs/1305.1933) [hep-ph].

- [67] CMS Collaboration, “Search for MSSM Neutral Higgs Bosons Decaying to Tau Pairs in pp Collisions”, CMS-PAS-HIG-12-050, CERN, Geneva, Nov, 2012. <http://cds.cern.ch/record/1493521>.
- [68] ALEPH Collaboration, DELPHI Collaboration, L3 Collaboration, OPAL Collaboration, LEP Working Group for Higgs Boson Searches, S. Schael *et al.*, “Search for neutral MSSM Higgs bosons at LEP”, *Eur. Phys. J.* **C47** (2006) 547–587, [arXiv:hep-ex/0602042](https://arxiv.org/abs/hep-ex/0602042).
- [69] CMS Collaboration, “Properties of the Higgs-like boson in the decay $H \rightarrow ZZ \rightarrow 4\ell$ in pp collisions at $\sqrt{s} = 7$ and 8 TeV”, CMS-PAS-HIG-13-002, CERN, Geneva, Mar, 2013. <http://cds.cern.ch/record/1523767>.
- [70] CMS Collaboration, “Combination of standard model Higgs boson searches and measurements of the properties of the new boson with a mass near 125 GeV”, CMS-PAS-HIG-12-045, CERN, Geneva, Nov, 2012. <http://cds.cern.ch/record/1494149>.
- [71] CDF Collaboration, D0 Collaboration, Tevatron Electroweak Working Group, “2012 Update of the Combination of CDF and D0 Results for the Mass of the W Boson”, [arXiv:1204.0042](https://arxiv.org/abs/1204.0042) [[hep-ex](https://arxiv.org/abs/hep-ex)].
- [72] P. Bechtle, S. Heinemeyer, O. Stål, T. Stefaniak, G. Weiglein, and L. Zeune, “MSSM Interpretations of the LHC Discovery: Light or Heavy Higgs?”, *Eur. Phys. J.* **C73** (2013) 2354, [arXiv:1211.1955](https://arxiv.org/abs/1211.1955) [[hep-ph](https://arxiv.org/abs/hep-ph)].
- [73] S. Heinemeyer, W. Hollik, D. Stöckinger, A. M. Weber, and G. Weiglein, “Precise prediction for M_W in the MSSM”, *JHEP* **0608** (2006) 052, [arXiv:hep-ph/0604147](https://arxiv.org/abs/hep-ph/0604147).
- [74] Heavy Flavor Averaging Group, Y. Amhis *et al.*, “World Average Branching Fraction for $B \rightarrow X_s \gamma$ ”, , Aug, 2012. <http://www.slac.stanford.edu/xorg/hfag/rare/2012/rad11/btosg.pdf>.
- [75] LHCb Collaboration, R. Aaij *et al.*, “First Evidence for the Decay $B_s^0 \rightarrow \mu^+ \mu^-$ ”, *Phys. Rev. Lett.* **110** (2013) 021801, [arXiv:1211.2674](https://arxiv.org/abs/1211.2674) [[hep-ex](https://arxiv.org/abs/hep-ex)].
- [76] CMS Collaboration, S. Chatrchyan *et al.*, “Measurement of the $B_s^0 \rightarrow \mu^+ \mu^-$ branching fraction and search for $B^0 \rightarrow \mu^+ \mu^-$ with the CMS Experiment”, *Phys. Rev. Lett.* **111** (2013) 101804, [arXiv:1307.5025](https://arxiv.org/abs/1307.5025) [[hep-ex](https://arxiv.org/abs/hep-ex)].
- [77] R. Rattazzi and U. Sarid, “Large $\tan \beta$ in gauge-mediated SUSY-breaking models”, *Nucl. Phys.* **B501** (1997) 297–331, [arXiv:hep-ph/9612464](https://arxiv.org/abs/hep-ph/9612464).
- [78] J. Hisano and S. Sugiyama, “Charge-breaking constraints on left-right mixing of stau’s”, *Phys. Lett.* **B696** (2011) 92–96, [arXiv:1011.0260](https://arxiv.org/abs/1011.0260) [[hep-ph](https://arxiv.org/abs/hep-ph)]. Erratum *ibid.* **B719** (2013) 472.

- [79] M. Carena, S. Gori, I. Low, N. R. Shah, and C. E. M. Wagner, “Vacuum stability and Higgs diphoton decays in the MSSM”, *JHEP* **1302** (2013) 114, [arXiv:1211.6136 \[hep-ph\]](#).
- [80] T. Kitahara and T. Yoshinaga, “Stau with large mass difference and enhancement of $h \rightarrow \gamma\gamma$ decay rate in the MSSM”, *JHEP* **1305** (2013) 035, [arXiv:1303.0461 \[hep-ph\]](#).
- [81] J. Frère, D. Jones, and S. Raby, “Fermion masses and induction of the weak scale by supergravity”, *Nucl. Phys.* **B222** (1983) 11.
- [82] L. Alvarez-Gaumé, J. Polchinski, and M. B. Wise, “Minimal low-energy supergravity”, *Nucl. Phys.* **B221** (1983) 495.
- [83] M. Claudson, L. J. Hall, and I. Hinchliffe, “Low-energy supergravity: False vacua and vacuous predictions”, *Nucl. Phys.* **B228** (1983) 501.
- [84] C. Kounnas, A. B. Lahanas, D. V. Nanopoulos, and M. Quirós, “Low-energy behaviour of realistic locally-supersymmetric grand unified theories”, *Nucl. Phys.* **B236** (1984) 438.
- [85] J. Derendinger and C. A. Savoy, “Quantum effects and $SU(2) \times U(1)$ breaking in supergravity gauge theories”, *Nucl. Phys.* **B237** (1984) 307.
- [86] J. Gunion, H. Haber, and M. Sher, “Charge/Color Breaking Minima and A -Parameter Bounds in Supersymmetric Models”, *Nucl. Phys.* **B306** (1988) 1.
- [87] J. Casas, A. Lleyda, and C. Muñoz, “Strong constraints on the parameter space of the MSSM from charge and color breaking minima”, *Nucl. Phys.* **B471** (1996) 3–58, [arXiv:hep-ph/9507294](#).
- [88] P. Ferreira, “A full one-loop charge symmetry breaking effective potential”, *Phys. Lett.* **B509** (2001) 120–130, [arXiv:hep-ph/0008115](#). Erratum *ibid.* **B518** (2001) 333.
- [89] P. Ferreira, “Minimization of a one-loop charge breaking effective potential”, *Phys. Lett.* **B512** (2001) 379–391, [arXiv:hep-ph/0102141](#). Erratum *ibid.* **B518** (2001) 334.
- [90] J. Camargo-Molina, B. O’Leary, W. Porod, and F. Staub, “Stability of the CMSSM against sfermion VEVs”, *JHEP* **1312** (2013) 103, [arXiv:1309.7212 \[hep-ph\]](#).
- [91] J. E. Camargo-Molina, B. O’Leary, W. Porod, and F. Staub, “Vevacious: A Tool For Finding The Global Minima Of One-Loop Effective Potentials With Many Scalars”, *Eur. Phys. J.* **C73** (2013) 2588, [arXiv:1307.1477 \[hep-ph\]](#).
- [92] K. Griest and M. Kamionkowski, “Unitarity Limits on the Mass and Radius of Dark Matter Particles”, *Phys. Rev. Lett.* **64** (1990) 615.

- [93] Particle Data Group, J. Beringer *et al.*, “Review of Particle Physics”, *Phys. Rev.* **D86** (2012) 010001.
- [94] S. P. Martin, “A Supersymmetry primer”, [arXiv:hep-ph/9709356](#).
- [95] H. E. Haber, “Higgs boson masses and couplings in the minimal supersymmetric model”, [arXiv:hep-ph/9707213](#).
- [96] L. J. Hall, R. Rattazzi, and U. Sarid, “Top quark mass in supersymmetric SO(10) unification”, *Phys. Rev.* **D50** (1994) 7048–7065, [arXiv:hep-ph/9306309](#).
- [97] R. Hempfling, “Yukawa coupling unification with supersymmetric threshold corrections”, *Phys. Rev.* **D49** (1994) 6168–6172.
- [98] M. S. Carena, M. Olechowski, S. Pokorski, and C. E. M. Wagner, “Electroweak symmetry breaking and bottom-top Yukawa unification”, *Nucl. Phys.* **B426** (1994) 269–300, [arXiv:hep-ph/9402253](#).
- [99] D. M. Pierce, J. A. Bagger, K. T. Matchev, and R.-j. Zhang, “Precision corrections in the minimal supersymmetric standard model”, *Nucl. Phys.* **B491** (1997) 3–67, [arXiv:hep-ph/9606211](#).
- [100] M. S. Carena, D. Garcia, U. Nierste, and C. E. M. Wagner, “Effective Lagrangian for the $\bar{t}bH^+$ interaction in the MSSM and charged Higgs phenomenology”, *Nucl. Phys.* **B577** (2000) 88–120, [arXiv:hep-ph/9912516](#).
- [101] S. Heinemeyer, W. Hollik, H. Rzehak, and G. Weiglein, “High-precision predictions for the MSSM Higgs sector at $\mathcal{O}(\alpha_b\alpha_s)$ ”, *Eur. Phys. J.* **C39** (2005) 465–481, [arXiv:hep-ph/0411114](#).
- [102] M. S. Carena, S. Mrenna, and C. Wagner, “MSSM Higgs boson phenomenology at the Tevatron collider”, *Phys. Rev.* **D60** (1999) 075010, [arXiv:hep-ph/9808312](#).