

Tilings of Sphere by Congruent Pentagons I

Ka Yue Cheuk, Ho Man Cheung, Min Yan*
Hong Kong University of Science and Technology

March 9, 2018

Abstract

We develop some basic tools for studying edge-to-edge tilings of the sphere by congruent pentagons. Then we prove that there is no edge-to-edge tiling of the sphere by more than 12 congruent pentagons, under the assumption that the pentagon has edge length combination a^2b^2c , a^3bc , or a^3b^2 (a, b, c distinct), and there is a tile with all vertices having degree 3.

1 Introduction

Mathematicians have studied tilings for more than 100 years. A lot is known about tilings of the plane or the Euclidean space. However, results about tilings of the sphere are relatively rare. A major achievement in this regard is the complete classification of edge-to-edge tilings of the sphere by congruent triangles [4, 5]. For tilings of the sphere by congruent pentagons, we completely classified the minimal case of 12 tiles [1, 3].

The spherical tilings should be easier to study than the planar tilings, simply because the former involves only finitely many tiles. The classifications in [3, 5] not only give the complete list of tiles, but also the ways the tiles are fit together. It is not surprising that such kind of classifications for the planer tilings are only possible under various symmetry conditions, because the quotients of the plane by the symmetries often become compact.

*Research was supported by Hong Kong RGC General Research Fund 605610 and 606311.

Like the earlier works, we restrict ourselves to edge-to-edge tilings of the sphere by congruent polygons, such that all vertices have degree ≥ 3 . These are mild and natural assumptions that simplify the discussion. The polygon in such a tiling must be triangle, quadrilateral, or pentagon [6]. We believe that pentagonal tilings should be relatively easier to study than quadrilateral ones because 5 is an “extreme” among 3, 4, 5. Indeed, in Section 2, we find various restrictions on pentagonal tilings of the sphere. Similar restrictions for quadrilateral tilings are much weaker, which is the primary reason that the study of quadrilateral tilings is much harder [6]. Our classification program starts with Proposition 1, which says that a pentagonal tiling of the sphere must have a tile, such that four vertices have degree 3, and the fifth vertex has degree 3, 4 or 5. We call such a special tile 3^5 -, 3^4 -, or 3^45 -tile. Our strategy is to first try to tile the neighborhood of this special tile. The neighborhood tiling gives us a lot of information on edges and angles of the pentagon. Then we use the information to determine the *anglewise vertex combination* (all the possible angle combinations at vertices, abbreviated as AVC). The AVC guides us to further construct the tiling beyond the neighborhood, and we eventually construct the tiling of the sphere.

Proposition 1 and the subsequent Propositions 2 and 3 give only the combinatorial structure of the special tile. Further information on edge lengths is provided by [3, Proposition 7] (and its extension Proposition 9 in this paper), which says that the pentagon can only have 5 possible edge length combinations (a, b, c are distinct): a^5 (equilateral), a^4b (almost equilateral), a^3b^2 , a^3bc , a^2b^2c (variable edge length). The main result of this paper is the classification of the case of variable edge length, under the additional assumption that there is a 3^5 -tile.

Theorem. *There is no edge-to-edge spherical tiling by more than 12 congruent pentagons, such that there is a tile with all vertices having degree 3, and the pentagon has edge length combination a^2b^2c , a^3bc , or a^3b^2 (a, b, c distinct).*

This is the first of the following series of papers on the classification of edge-to-edge tilings the sphere by congruent pentagons.

- O. The minimal case of tilings by 12 congruent pentagons. [3]
- I. Edge length combinations a^3b^2 , a^3bc , a^2b^2c , and there is a 3^5 -tile. [this paper]

II. Edge length combinations a^3bc , a^2b^2c , and there is no 3^5 -tile. [7]

III. Edge length combination a^3b^2 , and there is no 3^5 -tile. [8]

IV. Equilateral length combination a^5 . [2]

After the “0-th” paper [3], we may always assume more than 12 tiles. After the five papers, the remaining case is the almost equilateral length combination a^4b . The case is the most complicated, and allows many tilings not appearing in the other cases.

Sections 2, 3, and 4 are general results. Section 2 is the basic results on the distribution of vertices, angles, and edges. Section 3 gives a crude yet very effective geometrical constraint on pentagon with two pairs of equal edges. Section 4 gives precise constraints on spherical pentagons in terms of spherical trigonometry. The constraints are used to eliminate two cases in this paper.

Sections 5 and 6 classify the specific tilings of this paper, which assumes variable edge length and existence of a 3^5 -tile. Section 5 studies the neighborhood tiling of a 3^5 -tile. In Theorems 13 and 14, the information from the neighborhood tiling quickly implies that the edge length combinations a^2b^2c and a^3bc do not admit tilings by more than 12 congruent pentagons. For the edge length combination a^3b^2 , Proposition 15 shows that there are 4 possible neighborhood tilings. In Section 6, we further prove that none of the 4 possible neighborhood tilings lead to tilings of the sphere.

2 Vertex, Angle and Edge

Vertex

Consider an edge-to-edge tiling of the sphere by pentagons, such that all vertices have degree ≥ 3 . Let v, e, f be the numbers of vertices, edges, and tiles. Let v_k be the number of vertices of degree k . We have

$$\begin{aligned} 2 &= v - e + f, \\ 2e &= 5f = \sum_{k=3}^{\infty} kv_k = 3v_3 + 4v_4 + 5v_5 + \cdots, \\ v &= \sum_{k=3}^{\infty} v_k = v_3 + v_4 + v_5 + \cdots. \end{aligned}$$

Then it is easy to derive $2v = 3f + 4$ and

$$\frac{f}{2} - 6 = \sum_{k \geq 4} (k - 3)v_k = v_4 + 2v_5 + 3v_6 + \cdots, \quad (2.1)$$

$$v_3 = \sum_{k \geq 4} (3k - 10)v_k = 2v_4 + 5v_5 + 8v_6 + \cdots. \quad (2.2)$$

By (2.1), f is an even integer ≥ 12 . Since tilings by 12 congruent pentagons have been classified by [1, 3], we may assume $f > 12$. We also note that by (2.1), $f = 14$ implies $v_4 = 1$ and $v_5 = v_6 = \cdots = 0$. By [9, Theorem 1], this is impossible. Therefore we will always assume f is an even integer ≥ 16 .

By (2.2), most vertices have degree 3. We call vertices of degree > 3 *high degree* vertices.

Proposition 1. *Any pentagonal tiling of the sphere has a tile, such that four vertices have degree 3 and the fifth vertex has degree 3, 4 or 5.*

We call three types of tiles in the proposition 3^5 -tile, 3^44 -tile, and 3^45 -tile.

Proof. Suppose the tile described in the proposition does not exist. Then any tile either has at least one vertex of degree ≥ 6 , or has at least two vertices of degree 4 or 5. Since a degree k vertex is shared by at most k tiles, the number of tiles of first kind is $\leq \sum_{k \geq 6} kv_k$, and the number of tiles of the second kind is $\leq \frac{1}{2}(4v_4 + 5v_5)$. Therefore we have

$$f \leq 2v_4 + \frac{5}{2}v_5 + \sum_{k \geq 6} kv_k.$$

On the other hand, by (2.1), we have

$$f - \left(2v_4 + \frac{5}{2}v_5 + \sum_{k \geq 6} kv_k \right) = 12 + \frac{1}{2}v_5 + \sum_{k \geq 4} (k - 6)v_k > 0.$$

We get a contradiction. □

Proposition 2. *If a pentagonal tiling of the sphere has no 3^5 -tile, then $f \geq 24$. Moreover, if $f = 24$, then each tile is a 3^44 -tile.*

Proof. Suppose there is no 3^5 -tile. Then any tile has at least one vertex of degree ≥ 4 . Therefore we have $f \leq \sum_{k \geq 4} kv_k$. By (2.1), we further have

$$\begin{aligned} f &= 2f - f \geq 24 + \sum_{k \geq 4} 4(k-3)v_k - \sum_{k \geq 4} kv_k \\ &= 24 + \sum_{k \geq 4} 3(k-4)v_k \geq 24. \end{aligned}$$

Moreover, the equality happens if and only if $v_5 = v_6 = \dots = 0$ and $f = 4v_4$. Since there is no 3^5 -tile, this means that each tile is a 3^44 -tile. \square

Proposition 3. *If a pentagonal tiling of the sphere has no 3^5 -tile and 3^44 -tile, then $f \geq 60$. Moreover, if $f = 60$, then each tile is a 3^45 -tile.*

Proof. Suppose there is no 3^5 -tile and 3^44 -tile. Then any tile either has at least one vertex of degree ≥ 5 , or has at least two vertices of degree 4. Therefore we have $f \leq \frac{1}{2}4v_4 + \sum_{k \geq 5} kv_k$. By (2.1), we further have

$$\begin{aligned} f &= 5f - 4f \geq 60 + \sum_{k \geq 4} 5(k-3)v_k - 8v_4 - \sum_{k \geq 5} 4kv_k \\ &= 60 + 2v_4 + \sum_{k \geq 5} 5(k-6)v_k \geq 60. \end{aligned}$$

Moreover, the equality happens if and only if $v_4 = v_6 = \dots = 0$ and $f = 5v_4$. Since there is no 3^5 -tile and 3^44 -tile, this means that each tile is a 3^45 -tile. \square

Angle

The most basic property about angles is that the sum of all angles (*angle sum*) at a vertex is 2π . Another basic property is the sum of all angles in the pentagon.

Proposition 4. *If all tiles in a tiling of sphere by f pentagons have the same five angles $\alpha, \beta, \gamma, \delta, \epsilon$, then*

$$\alpha + \beta + \gamma + \delta + \epsilon = 3\pi + \frac{4}{f}\pi. \quad (2.3)$$

Proof. Since the angle sum at each vertex is 2π , the total sum of all angles is $2\pi v$. Since all tiles are (angle) congruent, the sum Σ of five angles is the

same for all the tiles, and the total sum of all angles is also $f\Sigma$. Therefore we have $2\pi v = f\Sigma$. Then by $3f = 2v - 4$, we get

$$\Sigma = 2\pi \frac{v}{f} = 3\pi + \frac{4}{f}\pi. \quad \square$$

The proposition does not require that the angles are arranged in the same way in all tiles. Moreover, if we additionally know that all edges are straight (i.e., great arcs), then all tiles have the same area $\Sigma - 3\pi$, and (2.3) follows from the fact that the total area $(\Sigma - 3\pi)f$ is the area 4π of the sphere. The proposition does not require that the edges are straight.

The angles in Proposition 4 refer to the values, and some angles among the five may have the same value. For example, if the five values are $\alpha, \alpha, \alpha, \beta, \beta$, with $\alpha \neq \beta$ (different values), then we say the pentagon has *angle combination* $\alpha^3\beta^2$. The following is about the distribution of angle values.

Proposition 5. *If an angle appears at every degree 3 vertex in a tiling of sphere by pentagons with the same angle combinations, then the angle appears at least 2 times in the pentagon.*

Proof. If an angle θ appears only once in the pentagon, then the total number of times θ appears in the whole tiling is f , and the total number of non- θ angles is $4f$. If we also know that θ appears at every degree 3 vertex, then $f \geq v_3$, and non- θ angles appear $\leq 2v_3$ times at degree 3 vertices. Moreover, non- θ angles appear $\leq \sum_{k \geq 4} kv_k$ times at high degree vertices. Therefore

$$4v_3 \leq 4f \leq 2v_3 + \sum_{k \geq 4} kv_k.$$

On the other hand, by (2.2), we have

$$4v_3 - \left(2v_3 + \sum_{k \geq 4} kv_k \right) = \sum_{k \geq 4} [2(3k - 10) - k]v_k = \sum_{k \geq 4} 5(k - 4)v_k \geq 0.$$

Then we get $v_5 = v_6 = \dots = 0$ and $f = v_3 = 2v_4$. This contradicts (2.1). \square

Unlike Proposition 4, which is explicitly about the values of angles, Proposition 5 only counts the number of angles. The key in counting is to distinguish angles. We may use the value as the criterion for the two angles to be the “same”. We may also use the edge lengths bounding the angles as the criterion. The observation will be used in the proof of Proposition 9. The observation also applies to the subsequent Propositions 6, 7, 8.

Proposition 6. *If an angle appears at least twice at every degree 3 vertex in a tiling of sphere by pentagons with the same angle combination, then the angle appears at least 3 times in the pentagon.*

Proof. If an angle θ appears only once in the pentagon, then by Proposition 5, it cannot appear at every degree 3 vertex.

If an angle θ appears twice in the pentagon, then the total number of times θ appears in the whole tiling is $2f$, and the total number of non- θ angles is $3f$. If we also know that θ appears at least twice at every degree 3 vertex, then $2f \geq 2v_3$, and non- θ angles appear $\leq v_3$ times at degree 3 vertices. Moreover, non- θ angles appear $\leq \sum_{k \geq 4} kv_k$ times at high degree vertices. Therefore

$$3v_3 \leq 3f \leq v_3 + \sum_{k \geq 4} kv_k.$$

This leads to the same contradiction as in the proof of Proposition 5. \square

The proof of Proposition 6 can be easily modified to get the following.

Proposition 7. *If two angles together appear at least twice at every degree 3 vertex in a tiling of sphere by pentagons with the same angle combination, then the two angles together appear at least 3 times in the pentagon.*

The following is about angles not appearing at degree 3 vertices.

Proposition 8. *Suppose an angle θ does not appear at degree 3 vertices in a tiling of sphere by pentagons with the same angle combination.*

1. *There can be at most one such angle θ .*
2. *The angle θ appears only once in the pentagon.*
3. $2v_4 + v_5 \geq 12$.
4. *One of $\alpha\theta^3$, θ^4 , θ^5 is a vertex, where $\alpha \neq \theta$.*

The first statement implies that the angle α in the fourth statement must appear at a degree 3 vertex.

Proof. Suppose two angles θ_1 and θ_2 do not appear at degree 3 vertices. Then the total number of times these two angles appear is at least $2f$, and is at

most the total number $\sum_{k \geq 4} kv_k$ of angles at high degree vertices. Therefore we have $2f \leq \sum_{k \geq 4} kv_k$. On the other hand, by (2.1), we have

$$2f - \sum_{k \geq 4} kv_k = 24 + \sum_{k \geq 4} 3(k-4)v_k > 0.$$

The contradiction proves the first statement.

The argument above also applies to the case $\theta_1 = \theta_2$, which means the same angle appearing at least twice in the pentagon. This proves the second statement.

The first two statements imply that θ appears exactly f times. Since this should be no more than the total number $\sum_{k \geq 4} kv_k$ of angles at high degree vertices, by (2.1), we have

$$0 \geq f - \sum_{k \geq 4} kv_k = 12 - 2v_4 - v_5 + \sum_{k \geq 6} (k-6)v_k.$$

This implies the third statement.

For the last statement, we assume that $\alpha\theta^3, \theta^4, \theta^5$ are not vertices. This means that θ appears at most twice at any degree 4 vertex, and at most four times at any degree 5 vertex. Since θ also does not appear at degree 3 vertices, the total number of times θ appears is $\leq 2v_4 + 4v_5 + \sum_{k \geq 6} kv_k$. However, the number of times θ appears should also be f . Therefore $f \leq 2v_4 + 4v_5 + \sum_{k \geq 6} kv_k$. On the other hand, by (2.1), we have

$$f - \left(2v_4 + 4v_5 + \sum_{k \geq 6} kv_k \right) = 12 + \sum_{k \geq 6} (k-6)v_k > 0.$$

We get a contradiction. □

Edge

Two pentagons have the same edge length *combination* if the five edge lengths are equal. For example, the first two pentagons in Figure 1 have the same edge length combination a^2b^2c . If we further have the same edge length *arrangement* in the two pentagons, then the two pentagons are *edge congruent*. For example, the first two pentagons in Figure 1 have the respective edge length arrangements a, b, a, b, c and a, a, b, b, c , and therefore they are not edge congruent.

The subsequent discussion does not have any requirement on the values of angles.

Proposition 9. *In an edge-to-edge tiling of the sphere by edge congruent pentagons, the edge lengths of the pentagon is arranged in one of the six ways in Figure 1.*

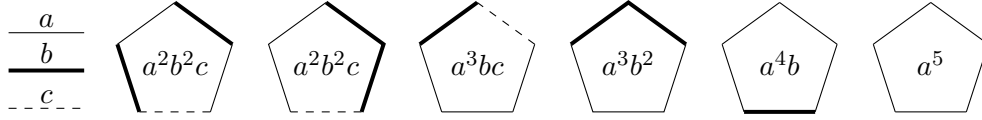


Figure 1: Edges in the pentagon suitable for tiling, a, b, c, d, e distinct.

Proof. The proposition is an extension of [3, Proposition 7]. We first follow the argument in the earlier paper.

By purely numerical consideration, there are seven possible edge length combinations

$$abcde, a^2bcd, a^2b^2c, a^3bc, a^3b^2, a^4b, a^5.$$

For $abcde$, without loss of generality, we may assume that the edges are arranged as in the first of Figure 2. By Proposition 1, one of the two bottom vertices (shared by b, c , and shared by c, d) has degree 3. Without loss of generality, we may assume that the vertex shared by c, d has degree 3. Let x be the third edge at the vertex. Then x, c are adjacent in a tile, and x, d are adjacent in another tile. Since there is no edge in the pentagon that is adjacent to both c and d , we get a contradiction.

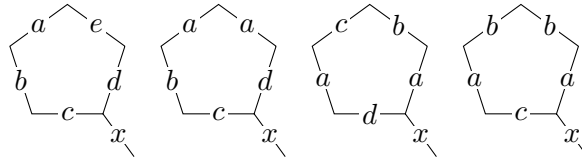


Figure 2: Not suitable for tiling.

The combination a^2bcd has two possible arrangements, illustrated (without loss of generality) in the second (adjacent a) and third (separated a) of Figure 2. Similar to the case of $abcde$, we may assume a degree 3 vertex with the third edge x . In the second of Figure 2, the edge x is adjacent to both c and d , a contradiction. In the third of Figure 2, the edge x is adjacent to both a and d , a contradiction.

The combination a^2b^2c has three possible arrangements, illustrated in the first and second of Figure 1 and fourth of Figure 2. In the fourth of Figure 2, we may assume a degree 3 vertex with the third edge x . The edge x is adjacent to both a and c , a contradiction.

The combination a^3bc has two possible arrangements, illustrated in the third of Figure 1 (b, c adjacent) and left of Figure 3 (b, c separated). In case b, c are separated, the pentagon has one a^2 -angle denote by α , two ab -angles, and two ac -angles. Since there are no b^2 -angle, c^2 -angle, bc -angle, any degree 3 vertex must be one of three on the left of Figure 3. This implies that the a^2 -angle α appears at every degree 3 vertex. By Proposition 5 (and the remark after the proof of the proposition), the pentagon should have at least two a^2 -angles, a contradiction.

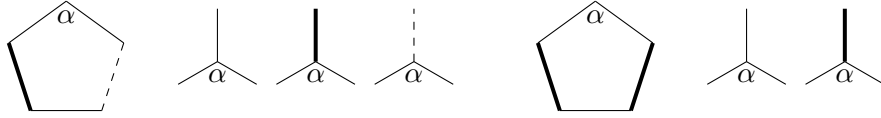


Figure 3: Also not suitable for tiling.

The combination a^3b^2 has two possible arrangements, illustrated in the fourth of Figure 1 (b adjacent) and right of Figure 3 (b separated). In case the two b -edges are separated, the pentagon has one a^2 -angle α and four ab -angles. Since there is no b^2 -angle, any degree 3 vertex must be one of two on the right of Figure 3. This implies that the a^2 -angle α appears at every degree 3 vertex. By Proposition 5, the pentagon should have at least two a^2 -angles, a contradiction. \square

The following gives further details about the special tile in Proposition 1 in case of the first edge length arrangement in Figure 1.

Proposition 10. *An edge-to-edge tiling of the sphere by pentagons of edge length arrangement in the first of Figure 1 cannot be a 3^5 -tile. Moreover, if the pentagon is a 3^44 - or 3^45 -tile, then the fifth vertex of degree 4 or 5 is opposite to the c -edge.*

Proof. The edge length arrangement in the first of Figure 1 has three ab -vertices (shared by a -edge and b -edge). If any such ab -vertex has degree 3, then the third edge at the vertex is adjacent to both a and b . The only such edge in the pentagon is c .

If two ab -vertices of degree 3 are adjacent, then we have two c -edges at the two vertices, and these two c -edges belong to the same pentagon, a contradiction. Therefore we cannot have adjacent ab -vertices of degree 3. The observation implies the conclusion of the proposition. \square

3 Non-symmetric Pentagon

Consider the pentagon in Figure 4, with two b -edges and two a -edges as indicated. By [3, Lemma 21], we have $\beta = \gamma$ if and only if $\delta = \epsilon$. Of course the equalities mean that the pentagon is symmetric. We try to prove the following stronger version of the result.

Lemma 11. *If the spherical pentagon in Figure 4 is simple and has two pairs of equal edges a and b , then $\beta > \gamma$ is equivalent to $\delta < \epsilon$.*

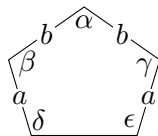


Figure 4: Geometrical constraint for pentagon.

By simple polygon, we mean the boundary does not intersect itself. By [3, Lemma 1], in an edge-to-edge tiling of the sphere by congruent pentagons, the pentagon must be simple.

To simplify the discussion, we will always use strict inequalities in this section. For example, this means that the opposite of $\alpha > \pi$ will be $\alpha < \pi$. The special case of equalities can be easily analysed.

The concept of the interior of a simple polygon is relative on sphere. Once we designate “inside”, then we have the “outside”. Moreover, the inside is the “outside of the outside”. We note that the reformulation of Lemma 11 in terms of the outside is equivalent to the original formulation in terms of the inside. We will also use the sine law and the following well known result in the spherical trigonometry: If a spherical triangle has the angles $\alpha, \beta, \gamma < \pi$ and has the edges a, b, c opposite to the angles, then $\alpha > \beta$ if and only if $a > b$.

Let A, B, C, D, E be the vertices at the angles $\alpha, \beta, \gamma, \delta, \epsilon$. Among the two great arcs connecting B and C , take the one with length $< \pi$ to form the edge

BC . The edge BC is indicated by the dashed line in Figure 5. Since AB and AC intersect only at one point A and have the same length b , we get $b < \pi$. Since all three edges AB, AC, BC have lengths $< \pi$, by the sine law, among the two triangles bounded by the three edges, one has all three angles $< \pi$. We denote this triangle by $\triangle ABC$. The angle $\angle BAC$ of $\triangle ABC$ is either α of the pentagon, or its complement $2\pi - \alpha$. Since the inside and outside versions of the lemma are equivalent, we will always assume $\alpha = \angle BAC < \pi$ in the subsequent discussion.

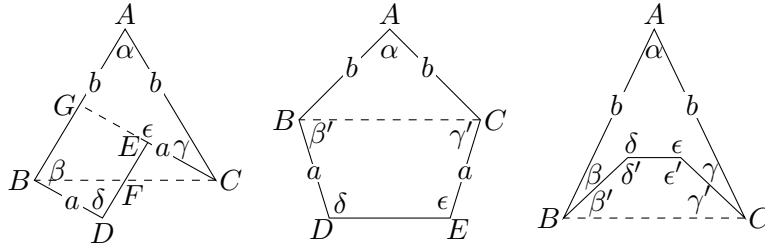


Figure 5: Constraint for pentagon and for quadrilateral.

The pentagon is obtained by choosing D, E , and then connecting B to D , C to E , and D to E by great arcs. Since $BC < \pi$, we find that BC does not intersect BD and CE , and the intersection of BC and DE is at most one point.

If BC and DE intersect at one point F , then one of D, E is inside $\triangle ABC$ and one is outside (we omit the “equality case” of D or E is on BC). The first of Figure 5 shows the case D is outside and E is inside. Since $BC < \pi$, the interiors of BD and CE do not intersect BC . This implies that

$$\beta > \angle ABC = \angle ACB > \gamma.$$

On the other hand, since $AC = b < \pi$ and $BC < \pi$, the prolongation of CE intersects the boundary of $\triangle ABC$ at a point G on AB . Using $AB < \pi$, $\alpha < \pi$, $\gamma < \angle ACB < \pi$ and applying the sine law to $\triangle ACG$, we get $CG < \pi$, so that $a = CE < CG < \pi$. Using $a < \pi$, $BF < BC < \pi$, $CF < BC < \pi$, $\angle BFD = \angle CFE < \pi$ and applying the sine law to $\triangle BDF$ and $\triangle CEF$, we get $\angle BDF < \pi$ and $\angle CEF < \pi$. Therefore

$$\delta = \angle BDF < \pi < 2\pi - \angle CEF = \epsilon.$$

This proves that D outside and E inside imply $\beta > \gamma$ and $\delta < \epsilon$. Similarly, D inside and E outside imply $\beta < \gamma$ and $\delta > \epsilon$.

If BC and DE are disjoint, then either both B, C are outside $\triangle ABC$, or both B, C are inside $\triangle ABC$. The case both B, C are outside $\triangle ABC$ is the second of Figure 5. Since $\triangle ABC$ is an isosceles triangle, we get $\beta - \beta' = \gamma - \gamma'$. Therefore $\beta > \gamma$ if and only if $\beta' > \gamma'$. The case both B, C are inside $\triangle ABC$ is the third of Figure 5. Since $\triangle ABC$ is an isosceles triangle, we get $\beta + \beta' = \gamma + \gamma'$. Therefore $\beta > \gamma$ if and only if $\beta' < \gamma'$. Since $\delta + \delta' = \gamma + \gamma'$, we also have $\delta < \epsilon$ if and only if $\delta' < \epsilon'$. In either case, the proof of Lemma 11 is reduced to the proof of the following similar result for quadrilaterals.

Lemma 12. *If the spherical quadrilateral in Figure 6 is simple and has a pair of equal edges a , then $\beta > \gamma$ is equivalent to $\delta < \epsilon$.*

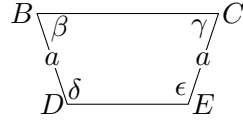


Figure 6: Geometrical constraint for quadrilateral.

Similar to pentagon, we note that the reformulation of Lemma 12 in terms of the outside is equivalent to the original formulation in terms of the inside.

To prove Lemma 12, we use the conformally accurate way of drawing great circles on the sphere. Let the circle Γ be the stereographic projection (from the north pole to the tangent space of the south pole) of the equator. The antipodal points on the equator are then projected to the antipodal points on Γ . We denote the antipodal point of P by P^* . Since the intersection of any great arc with the equator is a pair of antipodal points on the equator, the great circles of the sphere are in one-to-one correspondence with the circles (and straight lines) on the plane that intersect Γ at a pair of antipodal points.

Proof. Suppose $a > \pi$. In Figure 7, we draw great circles ($\odot BPP^*$ and $\odot CPP^*$) containing the two a -edges. They intersect at a pair of antipodal points P, P^* and divide the sphere into four 2-gons. Since $a > \pi$ and the boundary of the quadrilateral is simple, P, P^* lie in different a -edges. Up to symmetry, therefore, there are two ways the four vertices B, C, D, E of the two a -edges can be located, described by the two pictures in Figure 7. Moreover, since $a > \pi$, the antipodal point B^* of B lies in the a -edge BP^*D .

In the first of Figure 7, we consider two great arcs connecting B and C . One great arc (the solid one) is completely contained in the indicated 2-gon. The other great arc (the dashed one) intersects the a -edge BP^*D at the antipodal point B^* and therefore cannot be an edge of the quadrilateral. We conclude that the BC edge is the solid one. By the same reason, the edge DE is also the solid one, that is completely contained in the indicated 2-gon. Then the picture implies

$$\beta < \pi < \gamma, \quad \delta > \pi > \epsilon.$$

Similar argument gives the BC edge and DE edges of the quadrilateral in the second of Figure 7, and we get the same inequalities above.

In all the subsequent argument, we may assume $a < \pi$.

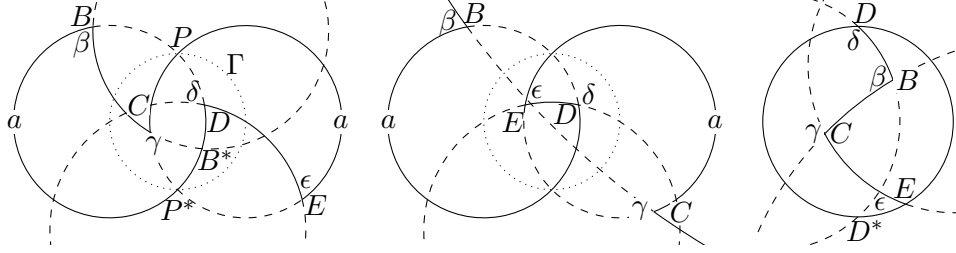


Figure 7: Lemma 12: $a > \pi$, and $DE < \pi$ in case $\delta, \gamma < \pi$.

Next we argue that, if $\delta, \epsilon < \pi$, then we may further assume $DE < \pi$. Suppose $DE > \pi$. We draw the great circle $\bigcirc DE$ containing DE in the third of Figure 7. Since $\delta, \epsilon < \pi$, both DB and EC lie in the same hemisphere H bounded by the circle. This implies that both B and C lie in H . Therefore among two great arcs connecting B and C , one intersects $\bigcirc DE$ at two antipodal points. By $DE > \pi$, one such point lies on DE , and therefore this arc is not the BC edge. This proves that the BC edge also lies in the hemisphere H . Since all three edges connecting D, B, C, E lie in H , we can have the complement of the quadrilateral in H . The complement is still a quadrilateral, which differs from the original one by replacing DE with the other great arc (of length $2\pi - DE < \pi$) connecting D and E , and by replacing $\beta, \gamma, \delta, \epsilon$ with $2\pi - \beta, 2\pi - \gamma, \pi - \delta, \pi - \epsilon$. Moreover, we still have $\pi - \delta, \pi - \epsilon < \pi$. It is easy to see that the lemma for the new quadrilateral is equivalent to the lemma for the original quadrilateral.

Now we are ready to prove the lemma. We divide into two cases. The first is at least three angles $< \pi$. By considering the complement quadrilateral,

this also covers the case of at least three angles $> \pi$. The second is the case of two angles $> \pi$ and two angles $< \pi$.

Suppose at least three angles $< \pi$. Up to symmetry, we may assume $\beta, \delta, \epsilon < \pi$. By the earlier argument, we may further assume that $a < \pi$ and $DE < \pi$. In Figure 8, we draw the great circles $\odot DB$ and $\odot DE$ containing DB and DE . The two great circles divide the sphere into four 2-gons. By $\delta < \pi$, we may assume that δ is an angle of the middle 2-gon. By $DB = a < \pi$ and $DE < \pi$, B and E lie on the two edges of the middle 2-gon. By $\beta, \epsilon < \pi$, we find that BC and EC are inside the middle 2-gon. We also prolong the a -edge EC to intersect the boundary of middle 2-gon at T . The two pictures in Figure 8 refer to $\gamma > \pi$ and $\gamma < \pi$. In the first picture, we have $DT < DB = a = EC < ET$. Since all angles of $\triangle DET$ are $< \pi$, this implies that $\epsilon = \angle DET < \angle EDT = \delta$. We also have $\beta < \pi < \gamma$. In the second picture, the great circles $\odot DB$ and $\odot EC$ containing the two a -edges intersect at antipodal points T and T^* , and the two antipodal points do not lie on the two a -edges. This implies $BT + a + DT^* = \pi = CT + a + ET^*$. Since all angles in $\triangle BCT$ and $\triangle DET^*$ are $< \pi$, we then have

$$\beta > \gamma \iff a + ET^* > a + DT^* \iff a + CT < a + BT \iff \delta < \epsilon.$$

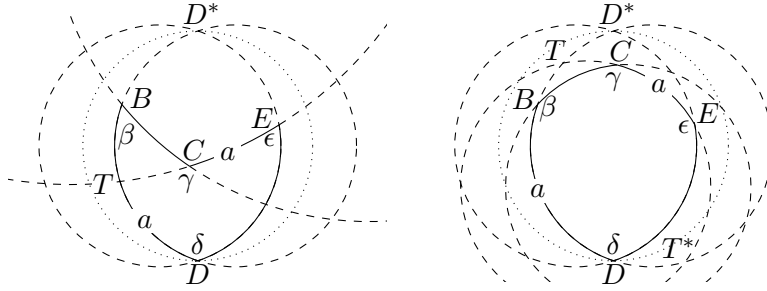


Figure 8: Lemma 12: At least three angles $> \pi$.

Suppose two angles $> \pi$ and two angles $< \pi$. Then up to symmetry, we need to consider the following three cases.

1. $\beta, \gamma > \pi$ and $\delta, \epsilon < \pi$.
2. $\beta, \delta > \pi$ and $\gamma, \epsilon < \pi$.
3. $\beta, \epsilon > \pi$ and $\gamma, \delta < \pi$.

In the first case, by the earlier argument, we may additionally assume $a < \pi$ and $DE < \pi$. We draw great circles $\odot BD$ and $\odot CE$ containing the two a -edges. Since $a < \pi$ and the two a -edges do not intersect, we may assume that they are inside the two edges of the middle 2-gon bounded by $\odot BD$ and $\odot CE$, as in the first of Figure 9. Since $DE < \pi$, the edge DE lies in the middle 2-gon. Since $\delta, \epsilon < \pi$, the two angles also lie in the middle 2-gon. Then $\beta, \gamma > \pi$ implies that the BC edge lies outside the middle 2-gon. If we replace the BC edge by the other great arc c connecting the two points, then we get a new quadrilateral with angles $\beta - \pi, \gamma - \pi, \delta, \epsilon$. All four angles of the new quadrilateral are $< \pi$, and the earlier argument shows that the lemma holds for the new quadrilateral. Then it is easy to see that the lemma for the new quadrilateral is equivalent to the lemma for the original quadrilateral. This completes the proof of the case.

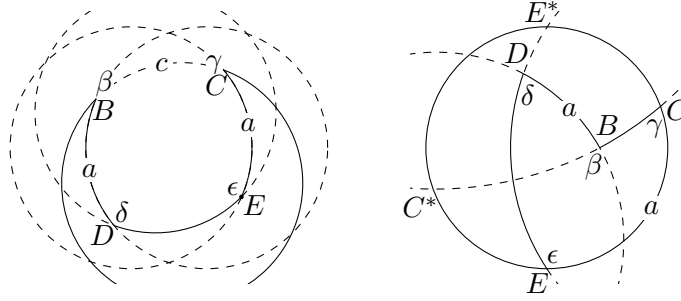


Figure 9: Lemma 12: Two angles $< \pi$ and two angles $> \pi$.

In the second case, we may again assume $a < \pi$. We draw the circle $\odot CE$ containing the a -edge CE , as in the second of Figure 9. Since $\gamma, \epsilon < \pi$, the two angles lie in the same hemisphere H_1 bounded by $\odot CE$. Then the prolongation of CB and ED intersect at a point inside the hemisphere H_1 . Since CB and ED do not intersect, we must have either B, C lie in the same hemisphere H_2 bounded by the circle $\odot DEE^*$, or D, E lie in the same hemisphere bounded by the circle $\odot BCC^*$. Without loss of generality, we may assume the first scenario happens, as in the second of Figure 9. Since $a < \pi$, we also know that both BC and CE lie in H_2 , as in the second of Figure 9. Now $BD = a < \pi$ implies that the BD edge cannot intersect $\odot CE$ at two points. Therefore the BD edge also lies inside H_1 . This implies that δ is the angle between an edge BD inside H_2 and the boundary $\odot DEE^*$ of H_2 . Such angle is always $< \pi$. This contradicts the assumption that $\delta > \pi$.

Finally, the third case is consistent with the conclusion of lemma. \square

4 Spherical Trigonometry

Lemma 11 is a very rough constraint on spherical pentagons because it is about inequalities. For example, for given values of a, b and five angles satisfying the lemma, there is no guarantee that such pentagon exists. In this section, we give more precise equalities that must be satisfied by spherical pentagon in the first of Figure 10 (i.e., the third type a^3b^2 in Figure 1). Note that the results of this section do not require a, b to be distinct, and are therefore also applicable to the edge combination a^5 .

A general spherical pentagon allows 7 free parameters. The spherical pentagon in the first of Figure 10 satisfies 3 independent edge length equalities. Therefore the pentagon allows $7 - 3 = 4$ free parameters. This means that four angles ($\beta, \gamma, \delta, \epsilon$, for example) completely determine the pentagon.

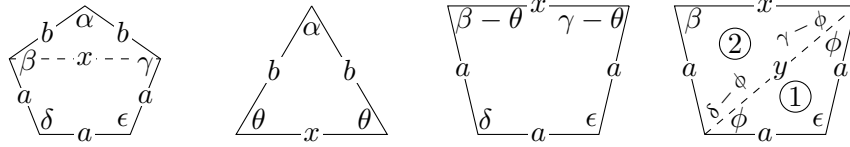


Figure 10: Spherical trigonometry of pentagon of a^3b^2 type.

We divide the pentagon into an isosceles triangle (second of Figure 10) and a quadrilateral (third of Figure 10). If $\alpha < \pi$, then Figure 5 gives three possible scenarios the pentagon is divided. If $\alpha > \pi$, then Figure 5 gives three possible divisions of the outside pentagon. The subsequent discussion is guided by the first of Figure 10 (the second of Figure 5), and further verification shows that the conclusions are still valid in all cases.

A general triangle allows 3 free parameters. The isosceles triangle introduces 1 equality and allows $3 - 1 = 2$ free parameters. Therefore α and θ completely determine the isosceles triangle. The edge length x is given by

$$\cos x = \frac{\cos \alpha + \cos^2 \theta}{\sin^2 \theta} = \cos \alpha + (1 + \cos \alpha) \cot^2 \theta.$$

The edge length b is further given by

$$\sin x \cos \theta = \sin b \cos b(1 - \cos \alpha), \quad \sin x \sin \theta = \sin b \sin \alpha.$$

For the quadrilateral in the third of Figure 10, we relabel $\beta - \theta, \gamma - \theta$ by β, γ and get the fourth of Figure 10. A general quadrilateral allows 5 free parameters. Three equal edges introduces 2 equalities and leaves $5 - 2 = 3$ free parameters. Therefore its four angles satisfy one equality, and the edge lengths a and x can be expressed in terms of the four angles.

We add an arc y to the quadrilateral and get two triangles. By the sine law for the triangle labeled 1 and by applying the known formulae to the isosceles triangle labeled 2, we have

$$\begin{aligned}\sin a \sin \beta &= \sin y \sin(\gamma - \phi) \\ &= \sin y \sin \gamma \cos \phi - \sin y \cos \gamma \sin \phi \\ &= \sin a \cos a \sin \gamma (1 - \cos \epsilon) - \sin a \cos \gamma \sin \epsilon.\end{aligned}$$

Canceling $\sin a$, we get

$$\sin \beta + \cos \gamma \sin \epsilon = \cos a \sin \gamma (1 - \cos \epsilon). \quad (4.1)$$

By the symmetry of exchanging β and γ , and exchanging δ and ϵ , we get

$$\sin \gamma + \cos \beta \sin \delta = \cos a \sin \beta (1 - \cos \delta). \quad (4.2)$$

Canceling $\cos a$ from (4.1) and (4.2), we get an equality for the four angles of the quadrilateral

$$(\sin \beta + \cos \gamma \sin \epsilon) \sin \beta (1 - \cos \delta) = (\sin \gamma + \cos \beta \sin \delta) \sin \gamma (1 - \cos \epsilon).$$

Then a is determined by the four angles through (4.1) or (4.2). Moreover, x is determined below

$$\begin{aligned}\cos x &= \cos a \cos y + \sin a \sin y \cos(\delta - \phi) \\ &= \cos a \cos y + \sin a \cos \delta \sin y \cos \phi + \sin a \sin \delta \sin y \sin \phi \\ &= \cos a (\cos^2 a + \sin^2 a \cos \epsilon) \\ &\quad + \sin a \cos \delta \sin a \cos a (1 - \cos \epsilon) + \sin a \sin \delta \sin a \sin \epsilon \\ &= \cos a - \sin^2 a \cos a (1 - \cos \delta) (1 - \cos \epsilon) + \sin^2 a \sin \delta \sin \epsilon \\ &= \cos^3 a (1 - \cos \delta) (1 - \cos \epsilon) - \cos^2 a \sin \delta \sin \epsilon \\ &\quad + \cos a (\cos \delta + \cos \epsilon - \cos \delta \cos \epsilon) + \sin \delta \sin \epsilon.\end{aligned} \quad (4.3)$$

Back to the pentagon in the first of Figure 10, we substitute $\beta, \gamma, \delta, \epsilon$ in (4.1) and (4.2) by $\beta - \theta, \gamma - \theta, \delta, \epsilon$. After dividing by $\sin \theta$. We get

$$\begin{aligned} & (\sin \beta + \cos \gamma \sin \epsilon) \cot \theta - \cos \beta + \sin \gamma \sin \epsilon \\ &= \cos a (\sin \gamma \cot \theta - \cos \gamma) (1 - \cos \epsilon), \\ & (\sin \gamma + \cos \beta \sin \delta) \cot \theta - \cos \gamma + \sin \beta \sin \delta \\ &= \cos a (\sin \beta \cot \theta - \cos \beta) (1 - \cos \delta). \end{aligned}$$

This is a system of two equations for $\cos a$ and $\cot \theta$. The solutions are quadratic equation for $\cos a$ and $\cot \theta$

$$L \cos^2 a + M \cos a + N = 0, \quad (4.4)$$

$$P \cot^2 \theta + Q \cot \theta + R = 0. \quad (4.5)$$

The coefficients are functions of $\beta, \gamma, \delta, \epsilon$

$$\begin{aligned} L &= \sin(\beta - \gamma)(1 - \cos \delta)(1 - \cos \epsilon), \\ M &= \cos(\beta - \gamma)(\sin \epsilon - \sin \delta + \sin(\delta - \epsilon)), \\ N &= \sin \delta - \sin \epsilon - \sin(\beta - \gamma)(1 - \sin \delta \sin \epsilon), \\ P &= \sin \beta(\sin \beta + \cos \gamma \sin \epsilon)(1 - \cos \delta) \\ &\quad - \sin \gamma(\sin \gamma + \cos \beta \sin \delta)(1 - \cos \epsilon), \\ Q &= -(\sin 2\beta + \cos(\beta + \gamma) \sin \epsilon)(1 - \cos \delta) \\ &\quad + (\sin 2\gamma + \cos(\beta + \gamma) \sin \delta)(1 - \cos \epsilon), \\ R &= \cos \beta(\cos \beta - \sin \gamma \sin \epsilon)(1 - \cos \delta) \\ &\quad - \cos \gamma(\cos \gamma - \sin \beta \sin \delta)(1 - \cos \epsilon). \end{aligned}$$

Combined with (4.3) that determines x , we may further determine α and b of the isosceles triangle.

5 Neighborhood Tiling

Our strategy for constructing tilings is to first construct tilings of the neighborhood of the special tile in Proposition 1. In this paper, we concentrate on the neighborhood of a 3^5 -tile. The neighborhood tiling implies some useful information about edges and angles. The information is already enough for dismissing the edge combinations a^2b^2c and a^3bc .

Theorem 13. *If an edge-to-edge spherical tiling by congruent pentagons has a 3^5 -tile and the pentagon has edge length combination a^2b^2c , with a, b, c distinct, then the number of tiles is $f = 12$.*

Proof. By Propositions 9 and 10 (also see [3, Proposition 7]), the edge lengths of the pentagon are arranged as the second of Figure 1. A 3^5 -tile has another 5 tiles around it, and its neighborhood is combinatorially given by Figure 11. We denote the tile by P_1 and its five neighboring tiles by P_2, \dots, P_6 .

The pentagon with edge combination a^2b^2c is the last in Figure 1. Up to the combinatorial symmetry of the neighborhood, we may assume that the edges of P_1 are given as indicated, and the edge shared by P_2, P_3 is a or c . The first of Figure 11 is the case that the edge shared by P_2, P_3 is a . By the edge length consideration, we may successively determine all edges of P_2, P_6, P_5, P_4 . Then we find three a -edges in P_3 , a contradiction. The second of Figure 11 is the case that the edge shared by P_2, P_3 is c . We denote the five angles of the pentagon by α (ab -angle), β (a^2 -angle), γ (b^2 -angle), δ (ac -angle), ϵ (bc -angle). By edge length consideration, we may determine (all edges and angles of) P_2, P_3 . Then we may further determine the a^2 -angle β of P_4 and b^2 -angle γ of P_6 . The angle sums at the three vertices imply

$$\alpha + \delta + \epsilon = 3\beta = 3\gamma = 2\pi.$$

This further implies $\alpha + \beta + \gamma + \delta + \epsilon = \frac{10}{3}\pi$. By the angle sum equation (2.3) for pentagon, we conclude $f = 12$. \square

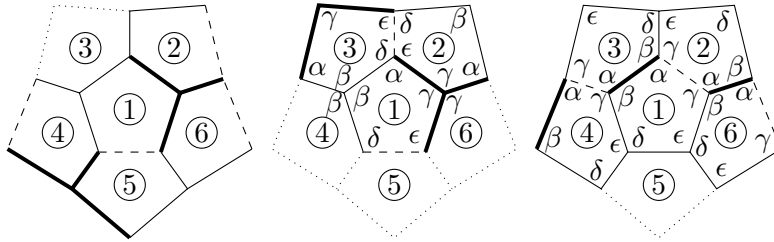


Figure 11: Neighborhood tilings for a^2b^2c and a^3bc .

Theorem 14. *If an edge-to-edge spherical tiling by congruent pentagons has a 3^5 -tile and the pentagon has edge length combination a^3bc , with a, b, c distinct, then the number of tiles is $f = 12$.*

Proof. By Proposition 9 (also see [3, Proposition 7]), the edge lengths of the pentagon are arranged as the third of Figure 1. Up to symmetry, we may assume that the edges of P_1 is given by the third of Figure 11, and with all angles as indicated. Since each tile has only one b -edge and one c -edge, the edge shared by P_2, P_3 must be a . This determines (all edges and angles of) P_2, P_3 . Then we may further determine P_4, P_6 .

Given the three known a -edges of P_5 , there are two ways of arranging (edges and angles of) P_5 . Either way gives two vertices $\delta^2\epsilon$ and $\delta\epsilon^2$ shared by P_1, P_4, P_5 and by P_1, P_5, P_6 . The angle sums at the two vertices and at the vertex $\alpha\beta\gamma$ imply $\delta = \epsilon = \frac{2}{3}\pi$ and $\alpha + \beta + \gamma = 2\pi$. Then we get $\alpha + \beta + \gamma + \delta + \epsilon = \frac{10}{3}\pi$. By the angle sum equation (2.3) for pentagon, we conclude $f = 12$. \square

Next we turn to the edge length combination a^3b^2 . By Proposition 9 (also see [3, Proposition 7]), the edge lengths of the pentagon are arranged as the fourth of Figure 1. Up to the combinatorial symmetry of neighborhood, we may assume that the edges of P_1 are given by Figure 12. We ignore the angles for the moment, and concentrate on the edge lengths. If the edge shared by P_2, P_3 is a , as in the first of Figure 12, then we may successively determine all edges of P_2, P_3, P_4, P_6, P_5 . If the edge shared by P_2, P_3 is b , as in the second and third of Figure 12, then we may determine all edges of P_2, P_3 . Since the two b -edges of P_5 are adjacent, either the edge shared by P_4, P_5 is a , or the edge shared by P_5, P_6 is a . Up to the symmetry of horizontal flipping, we may assume that P_5, P_6 share a . Then depending whether P_4, P_5 share a or b , we get the second and third of Figure 12. We label the three neighborhood tilings in Figure 12 (with angles to be discussed) as Cases 1, 2, 3.

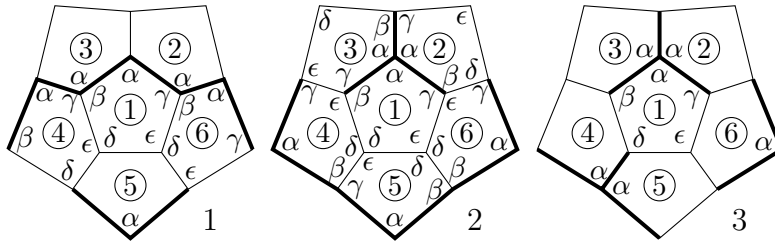


Figure 12: Neighborhood tilings for a^3b^2 .

Now we consider the angles. We denote the angles by $\alpha, \beta, \gamma, \delta, \epsilon$ as in P_1 in Figure 12. First we argue that $\beta \neq \gamma$ and $\delta \neq \epsilon$. By Lemma 11 (or

[3, Lemma 21]), we know that $\beta \neq \gamma$ is equivalent to $\delta \neq \epsilon$. Therefore we only need to assume $\beta = \gamma$ and $\delta = \epsilon$. In each of three pictures in Figure 12, we have a vertex with three a and another vertex with one a and two b . The angle sums at the two vertices are $\alpha + 2\beta = 3\delta = 2\pi$. This implies $\alpha + \beta + \gamma + \delta + \epsilon = \alpha + 2\beta + 2\delta = \frac{10}{3}\pi$. By the angle sum equation (2.3) for pentagon, we conclude $f = 12$. Therefore the case can be dismissed.

The case of a^3b^2 differs from a^2b^2c and a^3bc in that the angles cannot be uniquely described by the two bounding edges (with the exception of the b^2 -angle α). After showing $\beta \neq \gamma$ and $\delta \neq \epsilon$, the situation becomes less ambiguous.

To facilitate further discussion, we adopt the notation of [3]. Denote by V_{ijk} the vertex shared by P_i, P_j, P_k . Denote by $A_{i,jk}$ the angle of P_i at V_{ijk} .

Case 1

In the first of Figure 12, we already know all edges and angles of P_1 . We also know the b^2 -angles α of P_2, P_3 . Moreover, the ab -angles $A_{4,13}, A_{6,12}$ are β or γ . By the angle sums at V_{134}, V_{126} and $\beta \neq \gamma$, we know $A_{4,13} = \gamma, A_{6,12} = \beta$. This determines (all edges and angles of) P_4, P_6 .

Given we know all edges of P_5 , there are two possible ways of arranging angles of P_5 . Either way implies that one of V_{145} and V_{156} is $\delta^2\epsilon$, and the other is $\delta\epsilon^2$. The angle sums at $\delta^2\epsilon, \delta\epsilon^2$ and $V_{126} = \alpha\beta\gamma$ imply $\delta = \epsilon = \frac{2}{3}\pi$ and $\alpha + \beta + \gamma = 2\pi$. Then we get $\alpha + \beta + \gamma + \delta + \epsilon = \frac{10}{3}\pi$. By the angle sum equation (2.3) for pentagon, we conclude $f = 12$. Therefore the case can be dismissed.

Case 2

In the second of Figure 12, we already know all edges and angles of P_1 . The vertices V_{145}, V_{156} have only a -edges and therefore involve only δ, ϵ . By the angle sum at the two vertices and the fact that $\delta \neq \epsilon$, either $V_{145} = V_{156} = \delta^2\epsilon$, or $V_{145} = V_{156} = \delta\epsilon^2$. If $V_{145} = V_{156} = \delta^2\epsilon$, then by the fact that there is only one δ and one ϵ in P_5 , the distribution of angles at the two vertices must be as indicated. This further determines all angles of P_4, P_5, P_6 . If $V_{145} = V_{156} = \delta\epsilon^2$, we can similarly determine P_4, P_5, P_6 . Since exchanging β, γ and exchanging δ, ϵ switches between the two scenarios, we only need to consider the case in the second of Figure 12. The angle sums at $\alpha^3, \beta\gamma\epsilon, \delta^2\epsilon$

and the angle sum equation (2.3) for pentagon imply

$$\alpha = \frac{2}{3}\pi, \beta + \gamma = \left(\frac{2}{3} + \frac{8}{f}\right)\pi, \delta = \left(\frac{1}{3} + \frac{4}{f}\right)\pi, \epsilon = \left(\frac{4}{3} - \frac{8}{f}\right)\pi. \quad (5.1)$$

Case 3

In the third of Figure 12, we already know all edges. We also know all angles of P_1 and the α angles of all tiles. The angles of P_4 can be arranged in two ways. Figure 13 gives the first way. Figure 14 gives the second way.

In Figure 13, we know the ab -angles $A_{3,14}, A_{5,14}$ are β or γ . Moreover, the angle sums at V_{134}, V_{145} imply that $A_{3,14}, A_{5,14}$ have the same value. The first and second of Figure 13 are the case $A_{3,14} = A_{5,14} = \beta$, and the third picture is the case $A_{3,14} = A_{5,14} = \gamma$. The angles $A_{3,14}, A_{5,14}$ determine P_3, P_5 .

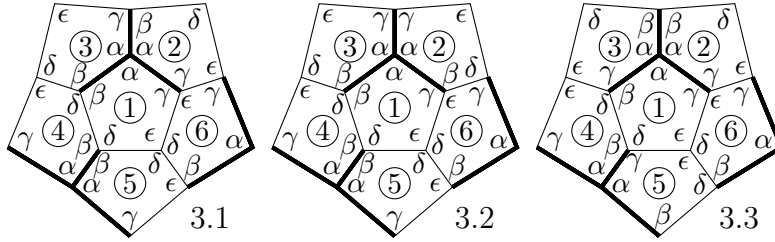


Figure 13: Neighborhood tilings for Case 3.

The tile P_6 has two possible arrangements. All three in Figure 13 have the same arrangement, and are labeled as Cases 3.1, 3.2, 3.3 (for a^3b^2). Then in the first two pictures, we further consider the two possible arrangements of P_2 . In the first picture, the angle sums at $\alpha^3, \beta^2\delta, \gamma^2\epsilon, \delta^2\epsilon$ and the angle sum equation (2.3) for pentagon imply

$$\alpha = \frac{2}{3}\pi, \beta = \left(\frac{1}{3} + \frac{4}{f}\right)\pi, \gamma = \delta = \left(\frac{4}{3} - \frac{8}{f}\right)\pi, \epsilon = \left(-\frac{2}{3} + \frac{16}{f}\right)\pi. \quad (5.2)$$

In the second picture, the angle sums at $\alpha^3, \beta^2\delta, \beta\gamma\epsilon, \delta^2\epsilon$ and the angle sum equation (2.3) for pentagon imply

$$\alpha = \frac{2}{3}\pi, \beta = \left(\frac{5}{6} - \frac{2}{f}\right)\pi, \gamma = \left(-\frac{1}{6} + \frac{10}{f}\right)\pi, \delta = \left(\frac{1}{3} + \frac{4}{f}\right)\pi, \epsilon = \left(\frac{4}{3} - \frac{8}{f}\right)\pi. \quad (5.3)$$

In the third picture, we also consider two possible arrangements of P_2 . If the arrangement is not the same as the third picture, then the angle sums

at $V_{134} = \beta\gamma\delta$ and $V_{126} = \beta\gamma\epsilon$ imply that $\delta = \epsilon$, a contradiction. Therefore the angles of P_2 must be arranged as indicated. Then the angle sums at $\alpha^3, \beta\gamma\delta, \gamma^2\epsilon, \delta\epsilon^2$ and the angle sum equation (2.3) for pentagon imply

$$\alpha = \frac{2}{3}\pi, \beta = \left(-\frac{1}{6} + \frac{10}{f}\right)\pi, \gamma = \left(\frac{5}{6} - \frac{2}{f}\right)\pi, \delta = \left(\frac{4}{3} - \frac{8}{f}\right)\pi, \epsilon = \left(\frac{1}{3} + \frac{4}{f}\right)\pi. \quad (5.4)$$

We remark that by $f \geq 16$, we have $\beta < \gamma$ and $\delta > \epsilon$ for (5.2) (Case 3.1) and (5.4) (Case 3.3), and we also have $\beta > \gamma$ and $\delta < \epsilon$ for (5.3) (Case 3.2). Therefore the geometric constraint in Lemma 11 is satisfied for all three cases.

We still need to consider the other arrangement of P_6 , given we already know P_1, P_3, P_4, P_5 . The new arrangement of P_6 means that $V_{126} = \beta\gamma\delta$ or $\gamma^2\delta$, and $V_{156} = \epsilon^3$. In the first two pictures of Figure 13, we compare the angle sums at $V_{134} = \beta^2\delta$ and V_{126} , and always get $\beta = \gamma$, a contradiction. In the third picture, the angle sums at $\alpha^3, \beta\gamma\delta, \epsilon^3$ imply $\alpha = \epsilon = \frac{2}{3}\pi$ and $\beta + \gamma + \delta = 2\pi$. Then we get $\alpha + \beta + \gamma + \delta + \epsilon = \frac{10}{3}\pi$. By the angle sum equation (2.3) for pentagon, we conclude $f = 12$, and the case can be dismissed.

Now we turn to Figure 14, where the angles of P_4 are arranged differently from Figure 13. Then we consider two possible arrangements of P_5 . The first picture shows one arrangement, and the second and third pictures show the other arrangement.

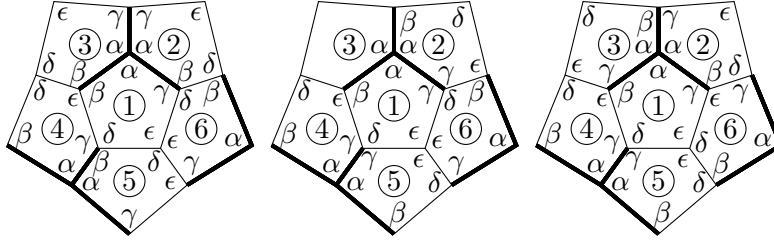


Figure 14: More neighborhood tilings for Case 3.

In the first of Figure 14, we have $A_{3,14} = \beta$ or γ . If $A_{3,14} = \gamma$, then the angle sums at $V_{134} = \beta\gamma\epsilon$ and $V_{145} = \beta\gamma\delta$ imply $\delta = \epsilon$, a contradiction. Therefore $A_{3,14} = \beta$, which determines P_3 . Now we consider two possible arrangements of P_6 . If P_6 is arranged differently from the first of Figure 14, then $V_{126} = \beta\gamma\epsilon$ or $\gamma^2\epsilon$. Comparing the angle sums at $V_{134} = \beta^2\epsilon$ and V_{126} always gives $\beta = \gamma$, a contradiction. This implies that P_6 must be arranged as in the picture. Moreover, comparing the angle sums at $V_{145} = \beta\gamma\delta$ and

V_{126} gives $A_{2,16} = \beta$. This determines P_2 . Now the neighborhood tiling has a collection of vertices $\alpha^3, \beta^2\epsilon, \beta\gamma\delta, \delta\epsilon^2$. The collection is obtained from the collection for Case 2 by exchanging δ and ϵ . Then the equalities $\beta > \gamma$ and $\delta < \epsilon$ for Case 2 become $\beta > \gamma$ and $\delta > \epsilon$ for the first of Figure 14. This contradicts the geometric constraint in Lemma 11.

In the second and third pictures of Figure 14, we already know P_1, P_4, P_5 and then consider two possible arrangements of P_6 . The second picture shows the first arrangement of P_6 . By comparing the angle sums at $V_{145} = \gamma^2\delta$ and V_{126} , we find $A_{2,16} = \gamma$, which determines P_2 . Then we have two possible arrangements of P_3 . One arrangement of P_3 has vertices $\alpha^3, \beta^2\epsilon, \gamma^2\delta, \epsilon^3$, and the other arrangement has vertices $\alpha^3, \beta\gamma\epsilon, \gamma^2\delta, \epsilon^3$. Combined with the angle sum equation (2.3) for pentagon, we get

$$\alpha = \beta = \epsilon = \frac{2}{3}\pi, \quad \gamma = \left(1 - \frac{4}{f}\right)\pi, \quad \delta = \frac{8}{f}\pi,$$

and

$$\alpha = \epsilon = \frac{2}{3}\pi, \quad \beta = \left(\frac{1}{2} + \frac{2}{f}\right)\pi, \quad \gamma = \left(\frac{5}{6} - \frac{2}{f}\right)\pi, \quad \delta = \left(\frac{1}{3} + \frac{4}{f}\right)\pi.$$

By $f \geq 16$, we have $\beta < \gamma$ and $\delta < \epsilon$ in both cases, contradicting the geometric constraint in Lemma 11.

In the third of Figure 14, we have the other arrangement of P_6 . By comparing the angle sums at V_{126} and V_{134} , we find $A_{2,16} = \beta, A_{3,14} = \gamma$. This determines P_2, P_3 . The neighborhood tiling has vertices $\alpha^3, \beta\gamma\epsilon, \gamma^2\delta, \delta\epsilon^2$. The angle sums at the vertices imply $\beta = \delta$ and $\gamma = \epsilon$, contradicting the geometric constraint in Lemma 11.

The following summarises the discussion on tilings of the neighborhood of a 3^5 -tile with edge combination a^3b^2 .

Proposition 15. *If an edge-to-edge spherical tiling by more than 12 congruent pentagons has edge length combination a^3b^2 , with a, b distinct, then up to symmetry, the neighborhood of a 3^5 -tile has four possible tilings given by the second of Figure 12 and the three pictures in Figure 13.*

6 Tiling for Edge Combination a^3b^2

We need to start from the four neighborhood tilings in Proposition 15 and try to extend the tiling beyond the neighborhood. The following technical results are useful for constructing the extension.

Lemma 16. *In a tiling by congruent pentagons with edge length combination a^3b^2 , a, b distinct, the number of ab -angles at any vertex is even.*

Proof. The proposition is a consequence of the fact that the number of b -edges at a vertex is the number of b^2 -angles plus half of the number of ab -angles. \square

Lemma 17. *Suppose $\beta \neq \gamma$ and $\delta \neq \epsilon$ in the a^3b^2 -pentagon in Figure 10. Suppose a tiling by congruent copies of the pentagon has at most one ϵ at every vertex. Then there cannot be consecutive $\gamma\delta\cdots\delta\gamma$ at a vertex (\cdots consists of δ only). In case there is no δ , this means that two γ cannot share an a -edge at a vertex.*

We note that the lemma is symmetric with respect to the exchange of β, γ and exchange of δ, ϵ .

Proof. Suppose we have consecutive $\gamma\delta\cdots\delta$ at a vertex as in Figure 15. Then we may determine all edges and angles of P_1 . Since δ is adjacent to β and ϵ in the pentagon, P_1, P_2 share a vertex $\beta\epsilon\cdots$ or $\epsilon^2\cdots$. Since $\epsilon^2\cdots$ is not a vertex, the vertex shared by P_1, P_2 is $\beta\epsilon\cdots$. This determines β of P_2 . Combined with δ of P_2 , we determine P_2 . By applying the similar argument to the vertex shared by P_2, P_3 , we also determine P_3 . The process continues.

If we have consecutive $\gamma\delta\cdots\delta\gamma$, then we may start from one end γ and consecutively determine the tiles containing the intermediate δ . When we reach the other end γ , we find that the two tiles containing consecutive γ and δ share a vertex $\epsilon^2\cdots$, contradicting to the assumption. \square

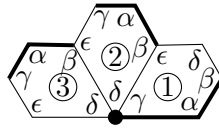


Figure 15: Cannot have consecutive $\gamma\delta^k\gamma$ if $\epsilon^2\cdots$ is not a vertex.

6.1 Case 2, $\alpha = \beta$

The neighborhood tiling for Case 2 is the second of Figure 12, and the angles are given by (5.1). By $f \geq 16$, we have $\epsilon > \alpha > \delta$ and $\beta + \gamma < 2\alpha$. By Lemma 11, we also have $\beta > \gamma$. Then by $\beta + \gamma < 2\alpha$ and $\beta + \gamma = 2\delta$, we get $\gamma < \alpha$ and $\delta \neq \beta, \gamma$. By $\beta + \gamma < \epsilon$, we also have $\epsilon \neq \beta, \gamma$. We conclude that

the only way for some of the five angles to be equal is $\alpha = \beta$. This section studies the case $\alpha = \beta$, and the next section studies the case $\alpha \neq \beta$.

By $\alpha = \beta$ and (5.1), we get all the angles

$$\alpha = \beta = \frac{2}{3}\pi, \gamma = \frac{8}{f}\pi, \delta = \left(\frac{1}{3} + \frac{4}{f}\right)\pi, \epsilon = \left(\frac{4}{3} - \frac{8}{f}\right)\pi.$$

By $f \geq 16$, we have $2\pi - 2\epsilon = \left(-\frac{2}{3} + \frac{16}{f}\right)\pi < \text{all angles}$. This implies that $\epsilon^2 \dots$ is not a vertex, and therefore Lemma 17 can be applied.

In the second of Figure 12, P_5, P_6 share a vertex $\beta^2 \dots$, with angles in the remainder \dots being consecutive. Since the angle sum of the remainder is $2\pi - 2\beta = \frac{2}{3}\pi = \alpha = \beta < 2\delta, \epsilon$, by Lemma 16, the vertex $\beta^2 \dots$ is $\alpha\beta^2$, $\beta^2\gamma^c\delta$, or $\beta^2\gamma^c$. By Lemma 17, the remainder cannot be $\gamma^c\delta$ or γ^c . Therefore the vertex $\beta^2 \dots$ shared by P_5, P_6 is $\alpha\beta^2$. This α belongs to a tile outside P_5, P_6 . Since γ is adjacent to α in the pentagon, the new tile shares a vertex $\alpha\gamma \dots$ with either P_5 or P_6 .

By Lemma 16, the vertex $\alpha\gamma \dots$ is either $\alpha\beta\gamma \dots$ or $\alpha\gamma^2 \dots$. If $\alpha\beta\gamma \dots$ is a vertex, then the remainder has angle sum $\left(\frac{2}{3} - \frac{8}{f}\right)\pi < \alpha, \beta, 2\delta, \epsilon$. Therefore the vertex is $\alpha\beta\gamma^c\delta$ or $\alpha\beta\gamma^c$, $c \geq 1$. If $c \geq 3$, then by the edge length consideration, we get two γ sharing an a -edge, a contradiction to Lemma 17. Therefore by Lemma 16, the vertex is $\alpha\beta\gamma\delta$ or $\alpha\beta\gamma$. By $f > 16$, we find the angle sum of $\alpha\beta\gamma$ to be $< 2\pi$. Therefore $\alpha\beta\gamma \dots$ can only be $\alpha\beta\gamma\delta$.

Now we turn to the possibility that $\alpha\gamma \dots$ is $\alpha\gamma^2 \dots$. Having discussed $\alpha\beta\gamma \dots$, we may assume that the remainder of $\alpha\gamma^2 \dots$ does not contain β . Since $\alpha + \gamma + \epsilon = 2\pi$, the remainder does not contain ϵ . Therefore the vertex is $\alpha\gamma^c\delta^d$ or $\alpha^2\gamma^c\delta^d$, with $c \geq 2$. By the edge length consideration, we get a contradiction to Lemma 17.

We conclude that the vertex $\alpha\gamma \dots$ shared by P_5, P_6 is $\alpha\beta\gamma\delta$. Then the angle sum at $\alpha\beta\gamma\delta$ implies $f = 36$ and

$$\alpha = \beta = \frac{2}{3}\pi, \gamma = \frac{2}{9}\pi, \delta = \frac{4}{9}\pi, \epsilon = \frac{10}{9}\pi.$$

Now consider the vertex $\beta\gamma \dots$ shared by P_4, P_5 in the second of Figure 12. The remainder has angle sum $\frac{10}{9}\pi$. By the angle length consideration and the angle sum estimation, the remainder cannot contain β (which by Lemma 16 contains another β or γ) or ϵ . Therefore the vertex is $\beta\gamma^c\delta^d$ or $\alpha\beta\gamma^c\delta^d$. Since β and γ share a -edge, by the edge length consideration, we must have $c \geq 3$. However, this contradicts Lemma 17.

6.2 Case 2, $\alpha \neq \beta$

We continue the study of Case 2, under the additional assumption that all five angles are distinct. From the discussion at the beginning of Section 6.1, we also know $\beta > \gamma$ and $\delta < \epsilon$.

Suppose $\epsilon^2 \dots$ is a vertex. Then $0 > 2\pi - 2\epsilon = 2\left(\frac{8}{f} - \frac{1}{3}\right)\pi$. This implies $f < 24$. By (2.1), we get $5 \geq v_4 + 2v_5 + 3v_6 + \dots$. By [9, Theorems 1 and 6], we get $v_{>6} = 0$ for $f = 22$, $v_{>5} = 0$ for $f = 20$, and $v_{>4} = 0$ for $f = 18$ or 16 .

By $f \geq 16$, we have $2\pi - 2\epsilon < \left(\frac{1}{3} + \frac{4}{f}\right)\pi \leq \alpha, \beta, \delta, \epsilon$. Therefore the vertex $\epsilon^2 \dots$ must be $\gamma^k \epsilon^2$. By Lemma 16 and the fact that all vertices have degree ≤ 6 , we get $\epsilon^2 \dots = \gamma^2 \epsilon^2$ or $\gamma^4 \epsilon^2$.

If $\gamma^4 \epsilon^2$ is a vertex, then $v_6 \geq 1$. By $5 \geq v_4 + 2v_5 + 3v_6$ and [9, Theorems 1 and 6], we get $v_4 = 2, v_5 = 0, v_6 = 1$. By $v_{>6} = 0$ and (2.1), we get $f = 22$. By $f = 22$ and the angle sum at $\gamma^4 \epsilon^2$, we may calculate all the angles

$$\alpha = \frac{2}{3}\pi, \beta = \frac{67}{66}\pi, \gamma = \frac{1}{66}\pi, \delta = \frac{17}{33}\pi, \epsilon = \frac{32}{33}\pi.$$

Since no four angles from above (repetition allowed) can add up to 2π , we get a contradiction to $v_4 = 2$.

If $\gamma^2 \epsilon^2$ is a vertex, then the angle sum at $\gamma^2 \epsilon^2$ gives $\beta = \pi$ and $\gamma = \left(\frac{8}{f} - \frac{1}{3}\right)\pi$. For each $f = 16, 18, 20, 22$, we know the values of all five angles and can further find all possible angle combinations at vertices. We also take into account of Lemma 16 and the constraint $v_{>6} = 0$ for $f = 22$, $v_{>5} = 0$ for $f = 20$, and $v_{>4} = 0$ for $f = 18$ or 16 . Then we get the following *anglewise vertex combinations* (all possible angle combinations at vertices)

$$\begin{aligned} \text{AVC} &= \{\alpha^3, \beta\gamma\epsilon, \delta^2\epsilon, \gamma^2\epsilon^2\} && \text{for } f = 16, 18, 22; \\ \text{AVC} &= \{\alpha^3, \beta\gamma\epsilon, \delta^2\epsilon, \gamma^2\epsilon^2, \alpha^2\gamma^2\delta\} && \text{for } f = 20. \end{aligned}$$

By the AVC, the vertex $\gamma\delta \dots$ shared by P_2, P_6 in the second of Figure 12 is $\alpha^2\gamma^2\delta$, and we must have $f = 20$. It is easy to see that $\alpha^2\gamma^2\delta$ must be configured as in Figure 16. This determines P_1, P_4 . Then P_1, P_2 share a vertex $\alpha\beta \dots$ or $\alpha\gamma \dots$. Since $\alpha\beta \dots$ is not in the AVC, we get the γ angle of P_2 , which further determines P_2 . By the same argument, we determine P_3 . Then P_2, P_3 share a vertex $\beta^2 \dots$, contradicting the AVC. This completes the proof that $\epsilon^2 \dots$ is not a vertex. Therefore Lemma 17 holds.

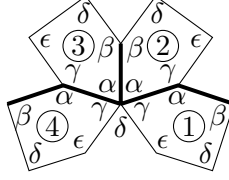


Figure 16: Impossible vertex for Case 2 .

Next we find vertices $\alpha^a \beta^b \gamma^c \delta^d \epsilon$ with one ϵ . Let $\bar{b} = \min\{b, c\}$. Then the angle sum at such a vertex gives

$$\begin{aligned} 2 &\geq \frac{2}{3}a + \left(\frac{2}{3} + \frac{8}{f}\right)\bar{b} + \left(\frac{1}{3} + \frac{4}{f}\right)d + \left(\frac{4}{3} - \frac{8}{f}\right) \\ &= \frac{1}{3}(2a + 2\bar{b} + d + 4) + \frac{4}{f}(2\bar{b} + d - 2). \end{aligned} \quad (6.1)$$

If $2\bar{b} + d - 2 > 0$, then $2a + 2\bar{b} + d < 2$. This implies $a = \bar{b} = 0$ and $d = 0$ or 1, and further implies $2\bar{b} + d - 2 \leq 0$, contradicting to the assumption. Therefore $2\bar{b} + d \leq 2$.

If $2\bar{b} + d = 2$, then (6.1) implies $a = 0$. By $2\bar{b} + d = 2$, we get vertices $\beta^b \gamma^c \epsilon$ ($b \geq 1$), $\beta \gamma^c \epsilon$ ($c \geq 1$), $\beta^b \delta^2 \epsilon$, $\gamma^c \delta^2 \epsilon$. In the second of Figure 12, we see that $\beta \gamma \epsilon$ and $\delta^2 \epsilon$ are already vertices. Then the angle sum implies that the four possibilities $\beta^b \gamma \epsilon$, $\beta \gamma^c \epsilon$, $\beta^b \delta^2 \epsilon$, $\gamma^c \delta^2 \epsilon$ can only be the existing vertices $\beta \gamma \epsilon$ and $\delta^2 \epsilon$.

If $2\bar{b} + d = 1$, then (6.1) and $f \geq 16$ imply $a = 0$. By $2\bar{b} + d = 1$, we get vertices $\beta^b \delta \epsilon$ ($b \geq 1$), $\gamma^c \delta \epsilon$ ($c \geq 1$). By $\beta + \delta + \epsilon \geq \frac{1}{2} \left(\frac{2}{3} + \frac{8}{f}\right) \pi + \left(\frac{1}{3} + \frac{4}{f}\right) \pi + \left(\frac{4}{3} - \frac{8}{f}\right) \pi > 2\pi$, we can only have $\gamma^c \delta \epsilon$. By Propositions 16 and 17, we further find that the only possibility is $\gamma^2 \delta \epsilon$.

If $2\bar{b} + d = 0$, then (6.1) and $f \geq 16$ imply $a = 0$ or 1. By $2\bar{b} + d = 0$, we get vertices $\alpha \beta^b \epsilon$ ($b \geq 1$), $\alpha \gamma^c \epsilon$ ($c \geq 1$), $\beta^b \epsilon$ ($b \geq 2$), $\gamma^c \epsilon$ ($c \geq 2$). By $\alpha + \beta + \epsilon > 2\pi$ and $2\beta + \epsilon > 2\pi$ are $> 2\pi$, we can only have $\alpha \gamma^c \epsilon, \gamma^c \epsilon$. By Propositions 16 and 17, we further find that the only possibilities are $\alpha \gamma^2 \epsilon, \gamma^2 \epsilon$. The angle sum at $\gamma^2 \epsilon$ implies $\beta = \gamma$, a contradiction. The angle sum at $\alpha \gamma^2 \epsilon$ implies $\beta = \left(\frac{2}{3} + \frac{4}{f}\right) \pi$ and $\gamma = \frac{4}{f} \pi$. Note that the vertex $\beta^2 \dots$ shared by P_5, P_6 in the second of Figure 12 has the remaining angle $2\pi - 2\beta = \left(\frac{2}{3} - \frac{8}{f}\right) \pi$, which is strictly less than α, β, ϵ . Therefore the vertex is $\beta^2 \gamma^c \delta^d$. The second of

Figure 12 further shows that $\gamma^c\delta^d$ is bounded by two b -edges, contradicting Lemma 17.

It remains to consider a vertex $\alpha^a\beta^b\gamma^c\delta^d$ without ϵ . To avoid contradicting Lemma 17, each γ needs to be combined with one β into a chain $\beta\delta\cdots\delta\gamma$ bordered by two b -edges. This implies $b \geq c$. All the possible vertices we found so far give the following complete list of possible angle combinations at vertices

$$\text{AVC} = \{\alpha^3, \beta\gamma\epsilon, \delta^2\epsilon, \gamma^2\delta\epsilon, \alpha^a\beta^b\gamma^c\delta^d(b \geq c)\}. \quad (6.2)$$

Suppose $\gamma^2\delta\epsilon$ is not a vertex. Since both numbers of β and γ in the whole tiling should be equal to f , to balance the equal total number, we must have $b = c$ in every vertex $\alpha^a\beta^b\gamma^c\delta^d$. The angle sum at $\alpha^a\beta^b\gamma^b\delta^d$ is

$$2 = \frac{2}{3}a + \left(\frac{2}{3} + \frac{8}{f}\right)b + \left(\frac{1}{3} + \frac{4}{f}\right)d = \frac{2}{3}a + \left(\frac{1}{3} + \frac{4}{f}\right)(2b + d).$$

If the vertex is not α^3 , this implies $2a + 2b + d \leq 5$. By trying all a, b, d satisfying the inequality and using $f \geq 16$, we get all the solutions

$$\begin{aligned} a = 0, 2b + d = 4, f = 24: & \beta\gamma\delta^2, \beta^2\gamma^2, \delta^4; \\ a = 1, 2b + d = 3, f = 36: & \alpha\beta\gamma\delta, \alpha\delta^3; \\ a = 0, 2b + d = 5, f = 60: & \beta^2\gamma^2\delta, \beta\gamma\delta^3, \delta^5. \end{aligned}$$

The vertex $\beta^2\cdots$ shared by P_5, P_6 in the second of Figure 12 does not appear in the list for $f = 36$, is $\beta^2\gamma^2$ for $f = 24$, and is $\beta^2\gamma^2\delta$ for $f = 60$. The second of Figure 12 further shows that γ^2 (for $f = 24$) or $\gamma^2\delta$ (for $f = 60$) is bounded by two b -edges, contradicting Lemma 17.

We conclude that $\gamma^2\delta\epsilon$ must be a vertex. The angle sum at $\gamma^2\delta\epsilon$ implies $\beta = \left(\frac{1}{2} + \frac{6}{f}\right)\pi$ and $\gamma = \left(\frac{1}{6} + \frac{2}{f}\right)\pi$. Then the angle sum at $\alpha^a\beta^b\gamma^c\delta^d$ ($b \geq c$) is

$$\frac{2}{3}a + \left(\frac{1}{6} + \frac{2}{f}\right)(3b + c + 2d) = 2.$$

If $3b + c + 2d = 0$, then the vertex is α^3 . If $3b + c + 2d > 0$, then the equation implies $4a + 3b + c + 2d < 12$. Substituting those $a, 3b + c + 2d$ satisfying the inequality and that $3b + c + 2d$ is positive and even (by Lemma 16) into the equation and solve for f . Those combinations $(a, 3b + c + 2d)$ yielding even $f \geq 16$ are $(0, 8)$ for $f = 24$, $(1, 6)$ for $f = 36$, and $(0, 10)$ for $f = 60$.

For $f = 24$, we consider the vertex $\beta^2 \cdots$ shared by P_5, P_6 in the second of Figure 12. By the AVC (6.2) and the discussion above, the vertex is $\beta^b \gamma^c \delta^d$, satisfying $b \geq 2$, $b \geq c$, $3b + c + 2d = 8$, and b, c have the same parity. The solution shows that the vertex $\beta^2 \cdots$ is $\beta^2 \gamma^2$ or $\beta^2 \delta$. The second of Figure 12 further shows that γ^2 or δ is bounded by two b -edges. By Lemma 17, we cannot have γ^2 bounded by two b -edges. Moreover, δ is not a b^2 -angle.

For $f = 36$, we consider the vertex $\beta \gamma \cdots$ shared by P_4, P_5 in the second of Figure 12. By the AVC (6.2) and the discussion above, the vertex is $\beta \gamma \epsilon$ or $\alpha \beta^b \gamma^c \delta^d$, satisfying $b \geq 1$, $c \geq 1$, $b \geq c$, $3b + c + 2d = 6$, and b, c have the same parity. The solution shows that the vertex $\beta \gamma \cdots$ is $\beta \gamma \epsilon$ or $\alpha \beta \gamma \delta$. The second of Figure 12 further shows that ϵ or $\alpha \delta$ is bounded by two b -edges. Both are contradictions.

For $f = 60$, we have

$$\alpha = \frac{2}{3}\pi, \beta = \frac{3}{5}\pi, \gamma = \frac{1}{5}\pi, \delta = \frac{2}{5}\pi, \epsilon = \frac{6}{5}\pi.$$

Substituting the angles into (4.5), we get

$$P = 0, \quad Q = 2 \left(\frac{\sqrt{10 - 2\sqrt{5}}}{4} \right)^3, \quad R = \frac{5 - 2\sqrt{5}}{4}.$$

Therefore

$$\cot \theta = -\frac{R}{Q} = -\frac{\sqrt{5} - 1}{\sqrt{10 + 2\sqrt{5}}}.$$

Since $\alpha < \pi$, we have $\theta < \pi$. Therefore $\theta = \frac{3}{5}\pi = \beta$, and the pentagon is given by Figure 17, in which D lies in the great arc connecting B and C .

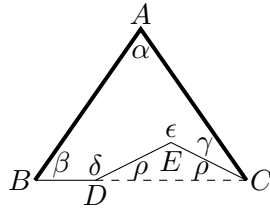


Figure 17: Impossible spherical pentagon.

Since $\triangle CDE$ and $\triangle ABC$ are isosceles triangles, we have $\rho = \angle EDC = \angle ECD = \beta - \gamma = \frac{2}{5}\pi$. Then $\delta + \rho = \frac{4}{5}\pi \neq \pi$, contradicting to the fact that D lies on the great arc connecting B and C .

6.3 Case 3.1

The neighborhood tiling for Case 3.1 is the first of Figure 13, and the angles are given by (5.2). For $\epsilon > 0$, we must have $f < 24$. This means we only need to consider $f = 16, 18, 20, 22$.

For $f = 16$, the angles are

$$\alpha = \frac{2}{3}\pi, \beta = \frac{7}{12}\pi, \gamma = \delta = \frac{5}{6}\pi, \epsilon = \frac{1}{3}\pi.$$

Consider the vertex $\beta\gamma\cdots$ shared by P_2, P_3 in the first of Figure 13. The remainder \cdots of the vertex has angle sum $2\pi - \beta - \gamma = \frac{7}{12}\pi$. The only combination of angles with sum $\frac{7}{12}\pi$ is single β . This contradicts the fact that any single angle outside P_2, P_3 must be an a^2 -angle. Similar contradiction happens to $f = 18$ and 22 .

For $f = 20$, we also get the values for the five angles, and find that the vertex $\beta\gamma\cdots$ can be $\beta^2\gamma$ or $\beta\gamma\epsilon^4$. The vertex $\beta^2\gamma$ has the same contradiction as the case of $f = 16$. The vertex $\beta\gamma\epsilon^4$ implies that there is a vertex of degree 6. By (2.1), we find $v_4 = v_6 = 1$ and $v_5 = v_7 = v_8 = \cdots = 0$. This is combinatorially impossible by [9, Theorems 6].

6.4 Cases 3.2 and 3.3

The neighborhood tiling for Case 3.2 is the second of Figure 13. The neighborhood tiling has vertices $\alpha^3, \beta^2\delta, \beta\gamma\epsilon, \delta^2\epsilon$, and the angles are given by (5.3). By $f \geq 16$, we find that $2\pi - 2\epsilon$ is strictly smaller than all the angles. This implies that ϵ appears at most once at any vertex, and therefore Lemma 17 holds. We also note that $\gamma > 0$ implies $f < 60$.

Next we find vertices $\alpha^a\beta^b\gamma^c\delta^d\epsilon$ with one ϵ . The angle sum at the vertex gives

$$\frac{2}{3}a + \left(\frac{5}{6} - \frac{2}{f}\right)b + \left(-\frac{1}{6} + \frac{10}{f}\right)c + \left(\frac{1}{3} + \frac{4}{f}\right)d = \frac{2}{3} + \frac{8}{f}. \quad (6.3)$$

By $60 > f \geq 16$, this implies $16a + 17b + 8d \leq 28$. We substitute the finitely many values of a, b, d satisfying the inequality into (6.3), and find whether it is possible to have non-negative integer solution c . In addition to the existing vertices $\beta\gamma\epsilon, \delta^2\epsilon$, the other possibilities are $\alpha\gamma^c\epsilon$ ($c \geq 1$), $\gamma^c\delta\epsilon$ ($c \geq 1$), $\gamma^c\epsilon$ ($c \geq 2$). By Propositions 16 and 17, we must have $c = 2$ in these vertices. By $2\gamma + \epsilon = \left(1 + \frac{12}{f}\right)\pi < 2\pi$, $\gamma^2\epsilon$ is not a vertex.

If $\alpha\gamma^2\epsilon$ is a vertex, then the extra angle sum at the vertex implies $f = 36$, which further implies

$$\alpha = \frac{2}{3}\pi, \beta = \frac{7}{9}\pi, \gamma = \frac{1}{9}\pi, \delta = \frac{4}{9}\pi, \epsilon = \frac{10}{9}\pi.$$

Those vertex combinations satisfying Propositions 16 and 17 are

$$\text{AVC} = \{\alpha^3, \beta\gamma\epsilon, \beta^2\delta, \delta^2\epsilon, \alpha\beta\gamma\delta, \alpha\gamma^2\epsilon\}.$$

This implies that the vertex $\gamma^2 \cdots$ shared by P_2, P_3 in the second of Figure 13 is $\alpha\gamma^2\epsilon$. Then we find that $\alpha\epsilon$ is bounded by two a -edges, a contradiction.

If $\gamma^2\delta\epsilon$ is a vertex, then the extra angle sum at the vertex implies $f = 24$, which further implies

$$\alpha = \frac{2}{3}\pi, \beta = \frac{3}{4}\pi, \gamma = \frac{1}{4}\pi, \delta = \frac{1}{2}\pi, \epsilon = \pi.$$

Substituting the angles into (4.4), we get $L = 2, M = 0, N = 0$, and then solve to get $\cos a = 0$. Since $0 < a < \pi$ (because BD and DE intersect only at D), we get $a = \frac{1}{2}\pi$. In Figure 18, by $BD = DE = a = \frac{1}{2}\pi$ and $\angle BDE = \frac{1}{2}\pi$, we know $\triangle BDE$ is an equilateral triangle with side length $\frac{1}{2}\pi$ and inner angle $\frac{1}{2}\pi$. Then by $BE = CE = \frac{1}{2}\pi$ and $\angle BEC = \angle CED - \angle BED = \pi - \frac{1}{2}\pi = \frac{1}{2}\pi$, we know $\triangle BCE$ is also an equilateral triangle with side length $\frac{1}{2}\pi$ and inner angle $\frac{1}{2}\pi$. Furthermore, by $\angle ABE = \angle ABD - \angle DBE = \frac{3}{4}\pi - \frac{1}{2}\pi = \frac{1}{4}\pi$ and $\angle ACE = \frac{1}{4}\pi$, the edges AB and AC evenly divide the angles $\angle CBE$ and $\angle BCE$. Therefore A is the center of the equilateral triangle $\triangle BCE$, so that $\alpha = \frac{4}{3}\pi$, contradicting to $\alpha = \frac{2}{3}\pi$.

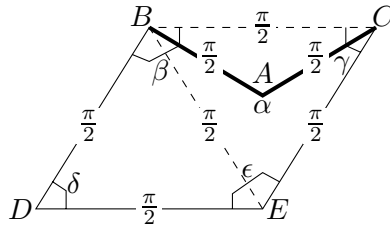


Figure 18: Impossible spherical pentagon.

It remains to consider the case $\alpha\gamma^2\epsilon$ and $\gamma^2\delta\epsilon$ are not vertices. In this case, the only possible vertices in addition to the existing $\alpha^3, \beta\gamma\epsilon, \beta^2\delta, \delta^2\epsilon$

are $\alpha^a\beta^b\gamma^c\delta^d$. Similar to the argument in Section 6.2, to avoid contradicting Lemma 17, each γ needs to be combined with one β into a chain $\beta\delta\cdots\delta\gamma$ bordered by two b -edges. This implies $b \geq c$. Now we know all vertices have $b \geq c$. In order to balance the equal total number f of β and γ , we must have $b = c$ at all the vertices. This contradicts the fact that $\beta^2\delta$ is a vertex in the second of Figure 13.

This completes the proof that Case 3.2 admits no tilings.

Finally, we consider Case 3.2 given by the third of Figure 13. The neighborhood tiling has vertices α^3 , $\beta\gamma\delta$, $\gamma^2\epsilon$, $\delta\epsilon^2$. These are obtained from the vertices α^3 , $\beta\gamma\epsilon$, $\beta^2\delta$, $\delta^2\epsilon$ in the second of Figure 13 by exchanging β with γ and exchanging δ with ϵ (the values in (5.4) are therefore the exchange of the values in (5.3)). In the argument for Case 3.2, the only other fact we used about the second of Figure 13 is that P_2, P_3 sharing a vertex $\gamma^2\cdots$. The same exchange converts this to the vertex $\beta^2\cdots$ shared by P_2, P_3 in the third of Figure 13. Therefore after exchanging the angles, the proof for the impossibility of Case 3.2 becomes the proof for the impossibility of Case 3.3. We note that the proof also requires the exchange of angles in Lemma 17.

References

- [1] Y. Akama, M. Yan. On deformed dodecahedron tiling. *preprint*, arXiv:1403.6907, 2014.
- [2] Y. Akama, M. Yan. Tilings of sphere by congruent pentagons IV. *preprint*, 2017.
- [3] H. H. Gao, N. Shi, M. Yan. Spherical tiling by 12 congruent pentagons. *J. Combinatorial Theory Ser. A*, 120(4):744–776, 2013.
- [4] D. M. Y. Sommerville. Division of space by congruent triangles and tetrahedra. *Proc. Royal Soc. Edinburgh*, 43:85–116, 1922-3.
- [5] Y. Ueno, Y. Agaoka. Classification of tilings of the 2-dimensional sphere by congruent triangles. *Hiroshima Math. J.*, 32(3):463–540, 2002.
- [6] Y. Ueno, Y. Agaoka. Examples of spherical tilings by congruent quadrangles. *Math. Inform. Sci., Fac. Integrated Arts and Sci., Hiroshima Univ., Ser. IV*, 27:135–144, 2001.

- [7] E. X. Wang, M. Yan. Tilings of sphere by congruent pentagons II. *preprint*, 2017.
- [8] E. X. Wang, M. Yan. Tilings of sphere by congruent pentagons III. *preprint*, 2017.
- [9] M. Yan. Combinatorial tilings of the sphere by pentagons. *Elec. J. of Combi.*, 20(1):#P54, 2013.