

Retrieval of Experiments with Sequential Dirichlet Process Mixtures in Model Space ¹

Ritabrata Dutta^{a,c}, Sohan Seth^a and Samuel Kaski^{a,b,c}

Helsinki Institute for Information Technology HIIT

^a *Department of Information and Computer Science, Aalto University, Finland*

^b *Department of Computer Science, University of Helsinki, Finland*

^c *Corresponding Authors: ritabrata.dutta@aalto.fi, samuel.kaski@aalto.fi*

Abstract: We address the problem of retrieving relevant experiments given a query experiment, motivated by the public databases of datasets in molecular biology and other experimental sciences, and the need of scientists to relate to earlier work on the level of actual measurement data. Since experiments are inherently noisy and databases ever accumulating, we argue that a retrieval engine should possess two particular characteristics. First, it should compare models learnt from the experiments rather than the raw measurements themselves: this allows incorporating experiment-specific prior knowledge to suppress noise effects and focus on what is important. Second, it should be updated sequentially from newly published experiments, without explicitly storing either the measurements or the models: this promotes life long learning. We formulate the retrieval as a “supermodelling” problem, of sequentially learning a model of the set of posterior distributions, represented as sets of MCMC samples, and suggest the use of Particle-Learning-based sequential Dirichlet process mixture for this purpose. The relevance measure for retrieval is derived from the supermodel through the mixture representation. We demonstrate the performance of the proposed retrieval method on simulated data and molecular biological experiments.

Keywords: *Experiment Retrieval, Sequential Bayesian Learning, Dirichlet Process Mixture, Particle Learning*

1 Introduction

Assume that we have a set of models $\mathcal{M}^e = \{\mathcal{M}_i : i = 1, \dots, e\}$, each represented by a set of samples from the posterior, that is, $\mathcal{M}_i \equiv \{\theta_j^{(i)} : j = 1, \dots, n_i\}$. Given an additional query model \mathcal{M}_{e+1} , our task is to find the most relevant models from \mathcal{M}^e . This set-up is motivated by the problem of retrieving relevant experiments given a query experiment. By an experiment, we imply a set of experimental data, observations $D_i = \{y_j^{(i)}\}_{j=1}^n$ or $D_i = \{(x_j^{(i)}, y_j^{(i)})\}_{j=1}^n$ where the $x_j^{(i)}$ are experimental factors or covariates under which the $y_j^{(i)}$ have been measured. The setting naturally generalizes to any set of data sets, given suitable models \mathcal{M}_i learned for the D_i .

We argue that comparing experiments in the posterior model space has two distinct advantages. First, it allows incorporating experiment-specific *prior information* to reduce uncertainty inherent to any experiment and to indicate what is important in the data. Second, it allows *not* storing the experiments explicitly which is critical for saving storage space and protecting data privacy.

¹This work was financially supported by the Academy of Finland (Finnish Centre of Excellence in Computational Inference Research COIN, grant no 251170)

To corroborate our motivation further, consider the example of biological experiments—a set of measurements over, for instance, a microarray probe set. Finding relevant existing experiments in this context is of importance for knowledge transfer, and designing future experiments. State of the art is comparing manual annotations, which is problematic as the labels are incomplete, the related terminology varies and develops and, most importantly, annotations are restricted to known findings. Comparing the actual measurement data would be desirable but is problematic as well, since the measurements themselves are inherently noisy, and are usually very few due to price or availability, in particular in molecular biology. Learning sensibly from such measurements requires extensive prior information, for example in selecting informative variables. Hence, our objective is to build *retrieval engines* that compare experiments in the model space, and also, to not store either the measurements or the models to promote life long learning as new measurements become available. To the best of our knowledge, this is a novel set-up.

We suggest the use of a sequential Dirichlet process mixture model [21, 19]. Our strategy is to learn a summary model or “*supermodel*” over the set of posterior distributions from the previous experiments, to summarize the information in them, and then exploit this information in retrieval. There are two primary challenges in fulfilling this objective. First, modelling the posterior distributions in the parameter space Θ , and second, doing it sequentially. In this paper we assume all distributions to be in the same parameter space, and represented as a set of MCMC samples.

Given a large number of samples and a well-behaving model, it is well known that the posterior is approximately normally distributed. For small datasets the posterior can be flat, and even multi-modal; multi-modality can also result from symmetries in the model family. We argue that in either case a suitable choice of a supermodel is a Dirichlet process mixture (DPM) of Gaussian distributions [9, 1]. The consistency of the DPM for density estimation on a general Riemannian manifold has been recently proved [3]. The existing methods using Gibbs sampling [15, 11] and variational inference [4] to learn DPM models are well explored. The next challenge is to learn this mixture model incrementally; that is, while learning from \mathcal{M}_j we should not need to access \mathcal{M}^{j-1} . To tackle this issue we use a sequential DPM model [21, 19], with a state-of-the-art particle learning solution which avoids technical issues in the more straightforward solutions.

We make four contributions in this paper. We (i) introduce the new retrieval of experiments problem, (ii) propose a solution by sequential “supermodelling” of sets of posterior samples, (iii) design a state-of-the-art sequential DPM algorithm to solve the problem, and (iv) demonstrate the retrieval in preliminary experiments on simulated data and molecular biological data.

DPMs have been extended towards sequential learning before but the existing algorithms [19] do not fit our purpose, as they eventually require access to samples together in order to learn an appropriate order in which the samples are to be introduced to the algorithm. We propose a sequential extension that fits our objective based on particle learning, based on recent works using particle learning for mixture models in [6, 8, 17]. We exploit this methodology to achieve a true sequential scheme to explore the parameter space well for multi-modal density estimation in a high-dimensional space.

Our problem set-up resembles multi-task learning and transfer learning but with some crucial differences. We do not learn directly from the datasets as in these problems, but from the models. Also, we do not

learn the model of the query dataset using the previously learned models, and hence do not need to make assumptions about their relevance *a priori*, we just retrieve them. Our method assumes that the individual models have been learned before, but that they have been learned individually to incorporate experiment-specific knowledge, and not as part of learning a computationally demanding joint model, which would be the case in multi-task or transfer learning. That being said, the proposed approach can be seen as transfer learning in the model space.

2 Methodology

We consider an experiment \mathcal{E} to be a triplet $\mathcal{E} \equiv \{\mathcal{D}, \pi, \mathcal{M}\}$, where \mathcal{D} is a set of n measurements in \mathbb{R}^f , π is the prior knowledge regarding this experiment, and \mathcal{M} is the posterior of the model, inferred from \mathcal{D} and π . To facilitate the inference where a model is learnt from both \mathcal{D} and π , we use Bayesian inference. To capture the posterior distribution well, and to facilitate retrieval in the model space, we represent the models as MCMC samples in the parameter space Θ .

Given e experiments $\{\mathcal{E}_1, \mathcal{E}_2, \dots, \mathcal{E}_e\}$, our goal is to summarize the posterior samples by finding the latent components in the model space and modelling each \mathcal{M}_i as a mixture of those latent components. Given a new experiment \mathcal{E}_{e+1} , we decide whether \mathcal{M}_{e+1} can be represented as a mixture of the already inferred latent components in the model space, or whether we need to introduce new latent component(s). In either case this leads to a natural similarity measure between the new experiment and the existing ones (details below), which can be exploited for retrieval. We propose to model the underlying latent components of the model space by DPM of Gaussian distributions. As the models come sequentially, and hence the MCMC samples of the models in batches, we need to fit the DPM sequentially.

Dirichlet process mixtures are well known Bayesian nonparametric models used for consistent density estimation and clustering. They are special types of product partition models (PPM) [2], which induce a probability model on the partition of the integers $\{1, \dots, n\}$. Exploiting the connection between DPMs and PPMs, a sequential learning extension of DPM has recently been developed [19] for large datasets. However, this method depends heavily on the order in which the observations are presented to the model. The authors optimize the ordering by calculating a pseudo-marginal likelihood over several random orderings of the observations, which is obviously not possible sequentially. In our work we utilize the Particle Learning scheme developed for Mixture Models by [6], to implement a sequential DPM method capable of learning the model over a single pass.

2.1 Sequential DPM Learning in Parameter Space

Consider a DPM of a distribution having density function $f(y|\theta)$,

$$\forall i = 1, \dots, n, y_i \sim f(y_i|\theta_i), \theta_i \sim P, P \sim \text{DP}(\alpha P_0),$$

where the θ_i 's are the parameters specific to each observation y_i , α is the precision parameter and P_0 is the base measure. By marginalizing P , we get the following DP prediction rule:

$$(\theta_i | \theta_1, \dots, \theta_{i-1}) \sim \left(\frac{\alpha}{\alpha + i - 1} \right) P_0 + \left(\frac{1}{\alpha + i - 1} \right) \sum_{j=1}^{i-1} \delta_{\theta_j}, \forall i = 1, \dots, n.$$

Sequential application of this prediction rule creates a partition of the integers $\{1, \dots, n\}$. Exploiting the connection between DPM and PPMs [2], Wang and Dunson [19] suggested directly specifying a model for the random partition, under the assumption of conditional independence given the allocation of the observations to the clusters. The authors assume an infinite sequence of clusters $c = 1, \dots, \infty$; the first observation is assigned to $c = 1$, and then additional clusters are added depending on the new observations, to improve predictive performance. Denote the cluster assignment for the i th observation by γ_i . For each sequential step the prior probability of assigning the observation to a cluster, given the cluster assignments of the previous observations, is the multinomial distribution

$$\pi_{i+1,c} = \Pr(\gamma_{i+1} = c | \gamma_i) = \begin{cases} \frac{\sum_{j=1}^i 1_{\{\gamma_j=c\}}}{\alpha+i} & c = 1, \dots, k_i \\ \frac{\alpha}{\alpha+i} & c = k_i + 1 \end{cases}$$

where $k_i = \max \{\gamma_j : j = 1, \dots, i\}$ is the number of existing clusters. As is well known, the result is that the prior probabilities favour allocation to a cluster having more observations in it. The priors for the parameters in each clusters are also chosen in accordance with a fully Bayesian set-up, as $\pi(\theta) = \prod_{c=1}^{\infty} p_0(\theta_c)$, following the independence across the clusters [13].

Then the posterior probability of the cluster assignment of a new observation y_{i+1} is

$$(1) \quad \Pr(\gamma_{i+1} = c | y_{(i+1)}, \gamma_{(i)}) = \frac{\pi_{i+1,c} L_{i+1,c}(y_{i+1})}{\sum_{l=1}^{k_i+1} \pi_{i+1,l} L_{i+1,l}(y_{i+1})}$$

where

$$(2) \quad L_{i+1,h}(y_{i+1}) = \int f(y_{i+1} | \theta_h) d\pi(\theta_h | y_{(i)}, \gamma_i)$$

is the likelihood of y_{i+1} given assignment to cluster c , and the cluster allocations for previous i observations known. The $i + 1$ -th observation was assigned to the cluster with the highest posterior probability, and the parameters of the corresponding cluster were updated using this new observation. The joint posterior distribution of the cluster-specific coefficients $\{\theta_c\}_{c=1}^{\infty}$ is again a PPM,

$$\pi(\theta | y, \gamma) = \prod_{c=1}^{\infty} \pi(\theta_c | y, \gamma) = \left\{ \prod_{c=1}^{k_n} \pi(\theta_c | \{y_i : \gamma_i = c\}) \right\} \left\{ \prod_{c=k_n+1}^{\infty} p_0(\theta_c) \right\}.$$

Here we will utilize this sequential DPM scheme for modelling in the parameter space, of the MCMC samples coming in batches from each new model. Given $\{\mathcal{E}_1, \mathcal{E}_2, \dots, \mathcal{E}_e\}$, we model the pooled posterior samples $\{\theta_j^{(i)} : i = 1, \dots, e, j = 1, \dots, n_e\}$ sequentially in the parameter space. We make the approximate assumption that they are simulated from a DP mixture of multivariate normals. This is a reasonably

general assumption although, for instance, discrete-valued parameters need another model family. But if we assume differentiable parametric models then by the Bernstein-von Mises theorem we can assert that the posterior distribution converges to the Gaussian distribution [18]. So assuming sufficient observations in each experiment, the corresponding posterior is close to normally distributed, and distribution over the parameter space can be accurately modelled as a mixture of Gaussians.

To implement the sequential DPM algorithm for modelling the parameter space using multivariate normal distribution, we need to find $L_{i+1,h}$ as in (2) and the updating equations. We assume conjugate multivariate-normal-inverse-Wishart prior $p_0(\mu, \Sigma) \sim \mathcal{N}\mathcal{IW}(\lambda, \kappa, \Sigma, \nu)$ which means

$$\mu|\lambda, \Sigma, \kappa \sim \mathcal{N}\left(\mu \middle| \lambda, \frac{\Sigma}{\kappa}\right), \Sigma|\Omega, \nu \sim \mathcal{IW}(\Sigma|\Omega, \nu),$$

and the posterior distribution belongs to the same family. Using this posterior distribution we can evaluate (2) as a multivariate t -distribution:

$$L_{i+1,c}(y_{i+1}) = \begin{cases} t_{d_0}(y_{i+1}|a_0, B_0\Omega), & c = k_i + 1 \\ t_{d_{i,c}}(y_{i+1}|a_{i,c}, B_{i,c}[\Omega + .5D_{i,c}]), & o.w. \end{cases}$$

where

$$\begin{aligned} d_0 &= 2\nu - p + 1, a_0 = \lambda, \\ B_0 &= 2(\kappa + 1)/\kappa(2\nu - p + 1), \\ d_{i,c} &= 2\nu + n_{i,c} - p + 1, \\ a_{i,c} &= \kappa\lambda + n_{i,c}\bar{y}_{i,c}/\kappa + n_{i,c}, \\ B_{i,c} &= 2(\kappa + n_{i,c} + 1)/(\kappa + n_{i,c})(2\nu + n_{i,c} - p + 1), \\ S_{i,c} &= \sum_{\gamma_i=c} (y_i - \bar{y}_{i,c})(y_i - \bar{y}_{i,c})', \\ D_{i,c} &= S_{i,c} + \frac{\kappa n_{i,c}}{\kappa + n_{i,c}}(\lambda - \bar{y}_{i,c})(\lambda - \bar{y}_{i,c})' \\ n_{i,c} &= 6 \sum_{j=1}^n \gamma_j = c, \bar{y}_{i,c} = \frac{1}{n_{i,c}} \sum_{j:\gamma_j=c} y_j. \end{aligned}$$

2.2 Particle Learning for Sequential DPM

The method described above is not truly sequential as it is sensitive to the ordering in which samples are presented to the model. The optimal ordering of the samples, thus, is very important for the consistent density estimation by DPM in a sequential scheme. Actually the sequential algorithm was originally run for different random orderings of the samples [19], and then the optimal one was chosen by maximizing the pseudo-likelihood over several random orderings. In our retrieval set-up, this would not be feasible since we aim at discarding the MCMC samples after they have been presented to the model. To make the learning purely sequential we use the Particle Learning (PL) scheme for mixture models developed in [6].

Particle learning (PL) was originally introduced for sequential state filtering and parameter learning on state space models. Kalman filters for linear Gaussian models [12] and sequential MCMC methods (known

as particle filtering) [5] are widely used to approximate the sequence of filtering distributions. The main idea here is to create an algorithm to sample from a “particle approximation” of the joint posterior distribution of states and conditional sufficient statistics for fixed parameters. The approximation is updated with a fully-adaptive resample-propagation set-up, which can be seen as a generalization of the mixture Kalman filter of [7].

In accordance to particle learning terminology, in the sequential Dirichlet process mixture scheme above we were tracking only one particle Z_i , where each i denotes addition of a new observation. The particle Z_i would be specified by $Z_i = \{\gamma^i, \mathbf{s}_i, \mathbf{n}_i, k_i\}$, where the vector \mathbf{n}_i stores the number of observations in each component and the \mathbf{s}_i contains the sufficient statistics $\bar{y}_{i,c}$ and $S_{i,c}$.

Updating Equation for Particle: When a new observation y_{i+1} comes, following the previous subsection we will allocate it to the cluster with highest posterior probability and update the parameters of that cluster. The particle Z_{i+1} is updated as follows:

- If $\gamma_{i+1} = k_i + 1$,

$$m_{i+1} = m_i + 1, \text{ and } s_{i+1, m_{i+1}} = [y_{i+1}, 0]$$

- If $\gamma_{i+1} = c$,

$$n_{i+1, c} = n_{i, c} + 1, \bar{y}_{i+1} = (n_{i, c} \bar{y}_{i, c} + y_{i+1}) / n_{i+1, c}$$

$$S_{i+1, c} = S_{i, c} + y_{i+1} y'_{i+1} + n_{i, c} \bar{y}_{i, c} \bar{y}'_{i, c} - n_{i+1} \bar{y}_{i+1, c} \bar{y}'_{i+1, c}.$$

All other statistics will remain same.

Resample the Particles: In the PL scheme, we will have N particles, $\{Z_i^t\}_{t=1, \dots, N}$ and after arrival of each new observation we will resample N particles from the existing particles, according to the distribution $p(y_{i+1} | Z_i^t)$ and update these new N particles. Through this resampling scheme, we share information between N particles which helps us in achieving the order independence of the observations.

Learning from the Particles: Each of the particles gives a mixture normal density estimate on the parameter space. Our final density estimate will be an average over all N particles.

In summary, the general PL algorithm for DPM is [6]:

Algorithm: PL for DPM

1. **Resample:** Generate an index $\eta \sim MN(\omega, N)$ where

$$\omega(i) = \frac{p(y_{t+1} | Z_t^{(i)})}{\sum_{i=1}^N p(y_{t+1} | Z_t^{(i)})}$$

2. **Allocation and Update**

$$Z_{t+1}^{\eta(i)} = p(Z_{t+1} | Z_t^{\eta(i)}, y_{t+1})$$

3. **Learn**

$$p(\theta | y^{t+1}) = \frac{1}{N} \sum_{i=1}^N p(\theta | Z_{t+1}^{(i)})$$

The estimate given by PL for DPM is order independent as it shares information between N particles and each particle has different assignments. In our simulation studies and benchmark data examples, we use $N = 100$, and our prior parameters are $\alpha = 2$, $\lambda = 0$, $\kappa = 0.25$, $\nu = p + 2$, and $\Omega = (\nu - 0.5(d + 1))I$.

2.3 Summary of the retrieval method

Here we summarize our strategy for retrieving relevant experiments using sequential learning. Given an set of experiments, $\{\mathcal{E}_1, \dots, \mathcal{E}_e\}$, we sequentially learn a DPM from $\{\mathcal{M}_1, \dots, \mathcal{M}_e\}$. The output of the DPM is $\{p_j, \Omega_j\}_{j=1}^h$ where $\{p_j\}$ are the mixing coefficients, and Ω are the parameters of the corresponding mixing distribution $f(\cdot|\Omega)$.

We also store the assignment of the MCMC samples to the mixture components, $\xi_j^{(i)} \equiv \left| \{\theta_k^{(i)} : c(\theta_k^{(i)}) = j\} \right|$, where $c(\theta_k)$ is the component index of the MCMC sample θ_k . At any instance i , the relevant experiments to \mathcal{E}_i can be found by ranking the earlier experiments with

$$\prod_{j=1}^{n_i} \sum_{k=1}^h \xi_k^{(l)} f(\mathcal{M}_j^{(i)}|\Omega_k), \forall l = 1, \dots, i - 1.$$

The DPM can then be sequentially updated using \mathcal{M}_i . Notice that it is also a viable option to update the DPM before retrieving. In our experiment, however, we use a cross validation type set-up where we first learn from all the models sequentially, and then for any experiment we retrieve from the rest, rather than doing it on-line.

In this section, first we show the efficacy of the sequential density estimation scheme on a toy example explored by [19] and then we evaluate the effect of prior information on the retrieval performance. To be specific, we verify that retrieval performance improves if experiment-specific prior information is provided.

One-Dimensional Toy Example. We consider the 1-dimensional example from [19], where the observations are generated from the following density

$$f(y) = 0.3\mathcal{N}(y; -2, 0.4) + 0.5\mathcal{N}(y; 0, 0.3) + 0.2\mathcal{N}(y; 2.5, 0.3) .$$

However, in order to be consistent with our framework, we sample from the three modes sequentially. Thus, we have samples $\{y_j^{(i)} : j = 1, \dots, n_i, i = 1, 2, 3\}$ where each i corresponds to a particular Gaussian mode. In Figure 1, we show the densities estimated by the proposed approach along with the true density. We observe that the proposed approach is robust in estimating the true underlying density. Compared to the non-sequential method in [19] which optimizes over all possible orderings, our method achieves the same result in a purely sequential manner.

Effect of Prior Information on Retrieval Performance. We consider two simulated examples on Bayesian linear regression model,

$$y_i = \beta^\top \mathbf{x}_i + \epsilon, \text{ where } \beta, \mathbf{x} \in \mathbb{R}^p, \text{ and } \epsilon \sim \mathcal{N}(\epsilon|0, \sigma^2) ,$$

with different levels of prior information: In the first example (Case I), we will consider a low-dimensional regression problem $p = 50$, and define the information in the prior through the distance between the prior

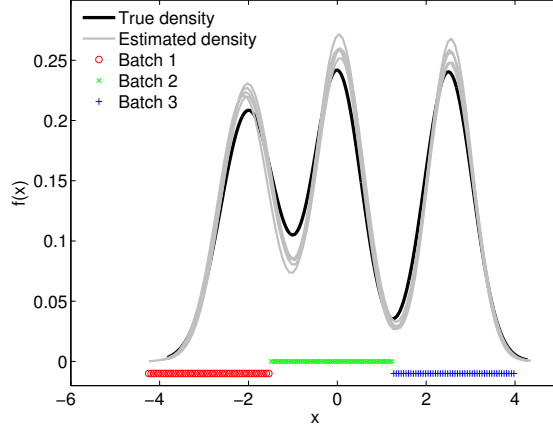


Figure 1: Sequential DPM density estimation from batches of samples. For each of the estimated curves the batches have been presented in random order.

mean and the true model parameters; in the second example (Case II), we will consider a high-dimensional $p = 100$ regression problem where prior information is provided only in terms of sparsity (number of active-inactive components). We compare the performance of the proposed method (“Sequential”) with a non-sequential baseline (“NSBL”) that measures the dissimilarity between two models as the L_2 distance between their respective posterior means. Observe that for a mean-based model, this baseline will perform very well for the retrieval purpose.

We next describe the details on the sampling schemes and on how we introduce prior information to the models. We randomly generate $e = 100$ and $e = 164$ true models from 10 and 20 classes respectively for the two cases: The true model coefficients were randomly selected between $[-3, 3]$ and $[-2, 2]$ respectively, and noise variance was set to 1. For each true model we generate a random number of observations between 10-15 and 20-30, respectively for two cases. For both cases we generate 500 MCMC samples from each experiment. Prior information will be included through the parameter η ; its definition is different in the different cases, and will be explained below.

Case I: We use a normal conjugate prior $\pi(\beta^{(i)}) \sim \mathcal{N}(\beta^{(i)} | \eta \beta_0^{(i)}, 1)$, where $\beta_0^{(i)}$ is the true regressor, and $\eta \in [0, 1]$. Therefore, when $\eta = 0$, we essentially provide an uninformative prior whereas when $\eta = 1$ we provide the true model as the prior. We show the precision-recall curves over several values of η in Figure 2. We can see that for linear regression our method reaches optimal level with very little prior information.

Case II: Following Bayesian LASSO formulation of [16], we use the conditional Laplace prior

$$\pi(\beta | \sigma^2) = \prod_{j=1}^p \frac{\lambda_j}{2\sqrt{\sigma^2}} e^{-\lambda_j |\beta_j| / 2\sqrt{\sigma^2}}$$

and the uninformative scale-invariant marginal prior $\pi(\sigma^2) = 1/\sigma^2$. Therefore, a higher λ_j imposes sparsity over β_j . We randomly create true models $\{\beta_0^{(i)}\}$ with varying sparse components, say $S_i \in \{1, \dots, p\}$. For any true model $\beta_0^{(i)}$, we set $|S_i|$ number of λ_j ’s to 10 (sparse) and the rest to 1 (non-sparse). We select λ_j at sparse locations 1 (w.p. η) and 10 (w.p. $1 - \eta$) and at non-sparse locations 10 (w.p. η) and 1 (w.p. $1 - \eta$). Hence η defined the amount of true sparsity information in the prior.

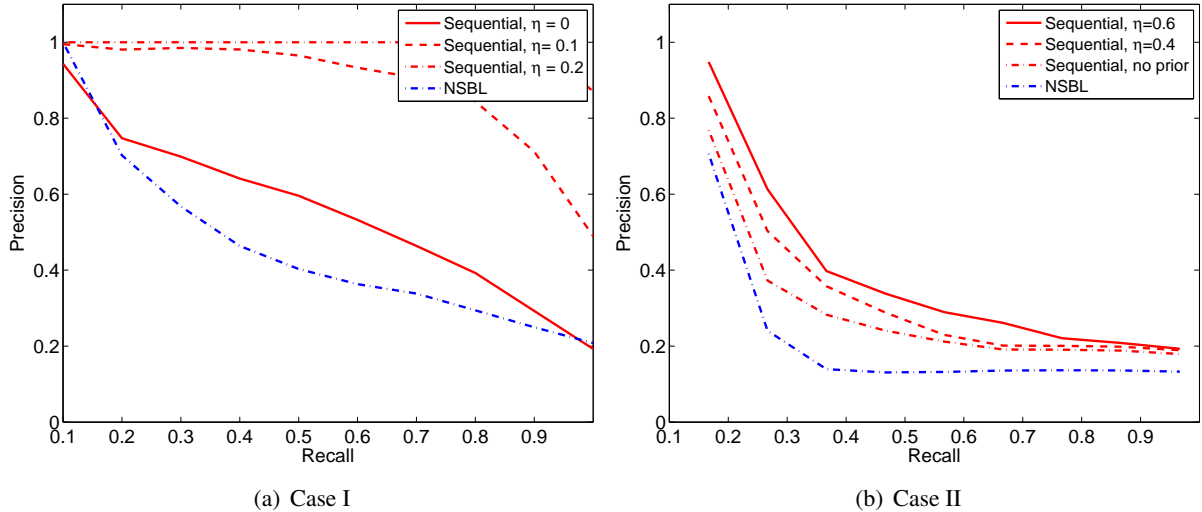


Figure 2: Effect of varying prior information on retrieval performance in Bayesian linear regression models. “Sequential” is the proposed approach of modelling the parameter space, with η describing the amount of inserted prior information. The non-sequential baseline NSBL retrieves according to the L_2 distance between the posterior means. It is a proxy for modelling the parameter space non-sequentially using standard DPM models, and hence computationally impractical due to the dimensionality and ultimate sample sizes.

For both cases we observe in Figure 2 that the retrieval performance improves consistently as more experiment-specific prior information is incorporated. In Case II, our prior information was only regarding the sparsity of the parameters, not about their real values as in Case I. Hence the improvement due to taking the prior into account is smaller. This analysis signifies the importance of inclusion of true prior knowledge in a Bayesian study.

3 Experiments

We validate the performance of the proposed method on one widely used data set (landmine), and one molecular biology set (human gene expression); we do not include any additional prior information in either study. We compare to a non-sequential baseline method that compares directly posterior means; the expectation is that our method should perform at the same level or better. The baseline has the advantage of not having to be sequential, but on the other hand it only takes the first moments of the distribution into account. However, the model families are higher-dimensional, and hence the higher moments are not expected to be very informative. Similar performances would indicate that the particle learning is able to cope with the dimensionalities.

3.1 Landmine dataset

We tested the performance of the proposed approach on a landmine detection dataset [20], consisting of 29 “experiments.” Each experiment is a classification task for detecting the presence of landmine (1) or clutter (0) from 9 input features. Each experiment has been collected from either a highly foliated region or a desert-

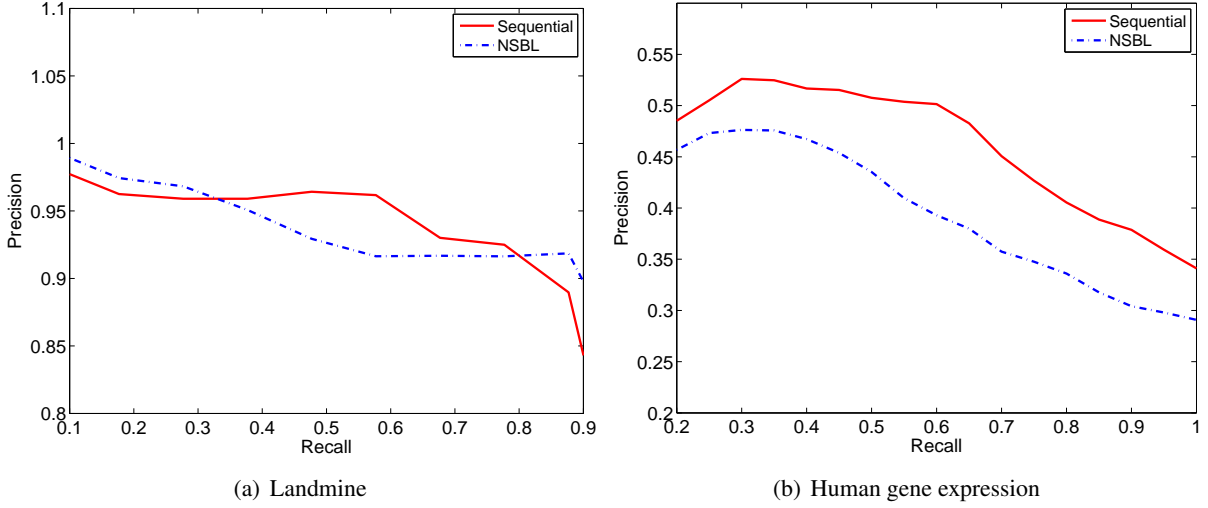


Figure 3: Retrieval performance on real data. “Sequential” is the proposed approach of modelling the parameter space. The non-sequential baseline NSBL retrieves according to the L_2 distance between the posterior means. It is a proxy for modelling the parameter space non-sequentially using standard DPM models, and hence computationally impractical due to the dimensionality and ultimate sample sizes.

like region. Thus they can be split in two classes (16-13). We train a Bayesian logistic regression classifier for each experiment with 500 MCMC samples. For MCMC sampling from Bayesian logistic classifier we have used a block-Gibbs sampler as in [10]. We compare the retrieval performance of our algorithm against the same posterior mean based comparison as in the previous section. We observe that the sequential method performs as well as the non-sequential method. This is expected since the two classes are well separable as reported in the multitask learning literature [20].

3.2 Human gene expression data

We consider the human gene expression data from [14]. The data set is a collection of 5372 absolute jointly normalized) gene expression values recorded over ~ 22000 probe sets, mapping to ~ 14000 genes. The collection is divided in 206 studies, where each study has multiple annotations, such as cell type, disease state, etc. annotation “15 meta-groups”, and We declare the ground truth that two experiments are similar if they share at least one category in a particular annotation. We only consider 70 experiments with at least 20 samples, for our evaluation. We preprocess the samples to reduce the dimensionality of the feature space to 1400 using Gene Set Enrichment Analysis (GSEA) (applied on probe level for each sample), and further to 100 by selecting the most informative gene sets among them. Hence, we have 70 experiments over a 100 dimensional space. We model each experiment with a factor model, and draw 100 MCMC samples for each experiment. In Figure 3 (b), we compare the performance of the proposed approach with the standard baseline that compares distance between the posterior means. We observe that the non-sequential baseline performs reasonably well in this high-dimensional set-up; however, the sequential retrieval scheme outperforms.

4 Discussion

In this paper, we have proposed a novel sequential scheme for learning a Dirichlet process mixture under the assumption that the observations are presented to the algorithm in batches, and each batch has one or many clusters. This set-up is motivated by the problem of retrieval of experiments, where each experiment is compared in the model space through the MCMC samples. However, this is a generic set-up that can be applied to other problems as well. The sequential scheme allows fast inference, and provision for life long learning. The motivation for using MCMC samples rather than the raw observations is to incorporate experiment specific prior knowledge, and we have demonstrated that this indeed leads to improvement in the retrieval performance on simulated data. Finally, we have applied the proposed approach to real life data with promising results.

Though the proposed method performs better in mean-based models like regression and logistic regression, solutions of very high-dimensional models, such as factor models of the covariance structure of the dataset, require further effort. Many model families have label-switching issues, and the sheer dimensionality is challenging. We have essentially proposed density estimation in the model space, and as is well-known, density estimation in ultra-high dimensionalities is difficult. The current solution is expected to be useful at least when the parameterization of the model family significantly compresses the dimensionality of the original data.

References

- [1] C.E. Antoniak. Mixtures of dirichlet processes with applications to bayesian nonparametric problems. *Annals of Statistics*, 2(6):1152–1174, 1973.
- [2] D. Barry and J.A. Hartigan. Product partition models for change point problems. *Annals of Statistics*, 20:260–279, 1992.
- [3] A. Bhattacharya and D. B. Dunson. Nonparametric Bayesian density estimation on manifolds with applications to planar shapes. *Biometrika*, 97:851–865, 2010.
- [4] D.M. Blei and M.I. Jordan. Variational inference for dirichlet process mixtures. *Bayesian Analysis*, 1:121–144, 2006.
- [5] O. Cappé, S. Godsill, and E. Moulines. An overview of existing methods and recent advances in sequential monte carlo. *IEEE Proceedings*, 95:899–924, 2007.
- [6] C. M. Carvalho, H. F. Lopes, N. G. Polson, and M. A. Taddy. Particle learning for general mixtures. *Bayesian Analysis*, 5(4):709–740, 2010.
- [7] R. Chen and J. Liu. Mixture kalman filters. *J. Roy. Statist. Soc. Ser. B*, 62:493–508, 2000.
- [8] P. Fearnhead. Particle lters for mixture models with an unknown number of components. *Journal of Statistics and Computing*, 14:11–21, 2004.

- [9] T.S. Ferguson. A bayesian analysis of some nonparametric problems. *Annals of Statistics*, 1:209–230, 1973.
- [10] C. C. Holmes and L. Held. Bayesian auxiliary variable models for binary and multinomial regression. *Bayesian Analysis*, 1(1):145–168, 2006.
- [11] S. Jain and R.M. Neal. A split-merge markov chain monte carlo procedure for the dirichlet process mixture model. *Journal of Computational and Graphical Statistics*, 13:158–182, 2004.
- [12] R.E. Kalman. A new approach to linear filtering and prediction problems. *Transactions of the ASME-Journal of Basic Engineering*, 82:35–45, 1960.
- [13] A. Y. Lo. On a class of Bayesian nonparametric estimates: I. Density estimates. *Annals of Statistics*, 12(1):351–357, 1984.
- [14] L. Lukk, M. Kapushesky, J. Nikkilä, H. Parkinson, A. Goncalves, W. Huber, E. Ukkonen, and A. Brazma. A global map of human gene expression. *Nature Biotechnology*, 28(4):322–324, 2010.
- [15] R.M. Neal. Markov chain sampling methods for dirichlet process mixture models. *Journal of Computational and Graphical Statistics*, 9(2):249–265, 2000.
- [16] T. Park and G. Casella. The Bayesian Lasso. *Journal of the American Statistical Association*, 103(482):681–686, 2008.
- [17] Y. Ulker, B. Gnsel, and T. Cemgil. Sequential monte carlo samplers for dirichlet process mixtures. *13th International Conference on Artificial Intelligence and Statistics (AISTATS)*, 9:876–883, 2010.
- [18] A.W. van der Vaart. *Asymptotic Statistics*. Cambridge University Press, New York, 1998.
- [19] L. Wang and D. B. Dunson. Fast Bayesian inference in Dirichlet process mixture models. *Journal of Computational and Graphical Statistics*, 20(1):196–216, 2011.
- [20] Y. Xue, X. Liao, L. Carin, and B. Krishnapuram. Multi-task learning for classification with Dirichlet process priors. *Journal of Machine Learning Research*, 8:35–63, 2007.
- [21] J. Zhang, Z. Ghahramani, and Y. Yang. A probabilistic model for online document clustering with application to novelty detection. *In Advances in Neural Information Processing Systems 17*, 23, 2005.