

Spectral Clustering for Divide-and-Conquer Graph Matching

Vince Lyzinski[†], Daniel L. Sussman[‡], Donniell E. Fishkind[†], Henry Pao[†],
Li Chen[†], Joshua T. Vogelstein^{*}, Youngser Park[†], Carey E. Priebe[†]

[†]Department of Applied Mathematics and Statistics, Johns Hopkins University

[‡]Department of Statistics, Harvard University

^{*} Department of Statistical Science, Duke University

June 16, 2022

Abstract

We present a bijective parallelizable seeded graph matching algorithm designed to match very large graphs. Our algorithm combines spectral graph embedding with existing state-of-the-art seeded graph matching procedures. We theoretically justify our approach by proving that modestly correlated, large stochastic block model random graphs are correctly matched utilizing very few seeds through our divide-and-conquer procedure. Lastly, we demonstrate the effectiveness of our approach in matching very large graphs in simulated and real data examples.

1 Introduction

Graph matching is an increasingly important problem in inferential graph statistics, with applications across a broad spectrum of fields including computer vision ([32], [7]), shape matching and object recognition ([3], [5]), and biology and neuroscience ([19], [28], [31]), to name a few. The *graph matching problem* (GMP) seeks to find an alignment between the vertex sets of two graphs that best preserves common structure across graphs. Unfortunately, the GMP is inherently combinatorial, and no efficient exact graph matching algorithms are known. Indeed, even the simpler problem of determining if two graphs are isomorphic is famously of unknown complexity ([16], [25]), and if the graphs are allowed to be loopy, weighted and directed, then the simplest version of GMP is equivalent to the NP-hard quadratic assignment problem. Due to its wide applicability, there exist a vast number of approximating algorithms for GMP; see the paper “30 Years of Graph Matching in Pattern Recognition” ([8]) for an excellent survey of the existing literature.

When matching across graphs, often we have access to a partial matching of the vertices in the form of a *seeding*. In the *Seeded Graph Matching Problem* (SGMP), we leverage the information contained in an available partial matching to match the remaining vertices across graphs. Though the literature on seeded graph matching is comparatively small, recent results point to significant performance improvements in GM algorithms by incorporating even a modest number of seeds ([14], [23]).

Though a myriad of approximate graph matching algorithms exist, the very large graphs arising in the burgeoning realm of “big data” demand highly scalable algorithms. Roughly speaking, existing state of the art algorithms for approximate graph matching can be divided into two classes: those that seek to bijectively match vertices of graphs of the same order, and those that seek matchings between the vertex sets that are allowed to be many-to-many and many-to-one. The current cutting-edge bijective graph matching algorithms achieve excellent performance in approximately matching graphs with thousands of vertices and with computational complexity $O(n^3)$ — n the number of vertices being matched; see for example [28], [30] and [12]. These algorithms often operate directly on the adjacency matrices of the graphs to be matched, utilizing the tools of nonlinear optimization to approximately solve GMP directly. However, owing to their $O(n^3)$ complexity, these algorithms are practically unusable, without significant computation resources, for matching very large graphs ($n \approx 10^5$).

Scalability is often achieved via relaxing the bijection requirement and allowing many-to-many and many-to-one matchings. These graph matching procedures can efficiently match very large graphs, often with n in the tens of thousands; see for example [22], [1]. A common approach to these scalable inexact algorithms is that they first match smaller, lower dimensional representative objects (prototype graphs in [1], eigenvectors in [22]) and use these to build the overall matching.

Herein, we propose a new divide-and-conquer approach to *scalable bijective* seeded graph matching. Our algorithm, the Large Seeded Graph Matching algorithm (LSGM, see Algorithm 1), merges the approaches of bijective and non-bijective graph matching and leverages the information in seeded vertices in order to match very large graphs. The algorithm proceeds in two steps: We first spectrally embed the graphs—yielding a low dimensional Euclidean representation of our graph—and then use the information provided by seeded vertices to jointly cluster the vertices of the two embedded graphs. This embedding procedure allows us to employ the powerful theory of adjacency spectral embedding (see for example [26] and [13]) to prove asymptotically perfect performance in *jointly* clustering stochastic block model random graphs, see Theorem 4.1 for detail. Once the vertices are jointly clustered, we then match the graphs within the clusters. This matching step is fully parallelizable and flexible in that we can employ any one of a number of matching procedures depending on the properties of the resulting clusters.

Though we are not the first to employ a divide-and-conquer approach to graph matching (see for example [6], [32], [1]), our focus on the efficient utilization of apriori observed seeded vertices and the theoretical framework for our approach provided by Theorem 4.1 set our algorithm apart from the existing literature.

Note: All graphs considered herein will be simple; in particular there are no multiple edges between two vertices nor are there edges with a single vertex as both endpoints. Modifications for the directed case are quite simple [26, 13] but we do not consider them in this manuscript. All vectors considered will be column vectors, and $\vec{1}_m$ is the length- m vector of all 1’s. When appropriate we drop the subscript and just write $\vec{1}$. Throughout the paper we employ the standard notation $[n] := \{1, 2, \dots, n\}$ for any $n \in \mathbb{N}$, and to simplify future notation, if $A \in \mathbb{R}^{n \times n}$ and $\tau, \sigma \subset [n]$, then $A(\tau, \sigma)$ will denote the submatrix of A with row indices τ and column indices σ . For a matrix X , $X(:, i)$ will denote the i th column of X and $X(i, :)$ the i th row of X . Also for two matrices X and Y , $[X|Y]$ will denote the column concatenation of X and Y .

Algorithm 1 Divide-and-conquer seeded graph matching; the LSGM algorithm

INPUT: Symmetric $A, B \in \mathbb{Z}^{n \times n}$, $s \in \mathbb{N}$, seeding $\phi : [s] \rightarrow [s]$
OUTPUT: A matching of G_1 and G_2 given by ψ ;
Step 1: Separately embed G_1 and G_2 yielding point clouds $\hat{X}_1 \in \mathbb{R}^{n \times d}$ and $\hat{X}_2 \in \mathbb{R}^{n \times d}$.
Step 2: Transform \hat{X}_1 by aligning the seeds with \hat{X}_2 .
Step 3: Jointly cluster the transformed \hat{X}_1 and \hat{X}_2 giving k clusters.
Step 4: In parallel
 for $i = 1$ to k **do**
 Match cluster i across the graphs using, yielding matching $\psi^{(i)}$;
 end for
OUTPUT: $\psi = \oplus_{i=1}^k \psi^{(i)}$.

2 Background

There are numerous formulations of the graph matching problem, though they all share the same objective heuristic: given two graphs, $G_1 = (V_1, E_1)$ and $G_2 = (V_2, E_2)$, GMP seeks an alignment between the vertex sets V_1 and V_2 that best preserves structure across the graphs. In *bijective* graph matching, we further assume $|V_1| = |V_2| = n$, and the alignment sought by GMP is a bijection between V_1 and V_2 . In *non-bijective* graph matching, we allow for $|V_1| \neq |V_2|$ and for alignments that are not one-to-one.

In the bijective matching setting, GMP is commonly formulated as follows: find a bijection $\psi : V_1 \rightarrow V_2$ minimizing the quantity

$$\left| \left\{ (i, j) \in V_1 \times V_1 \text{ s.t. } [i \sim_{G_1} j, \psi(i) \approx_{G_2} \psi(j)] \text{ or } [i \approx_{G_1} j, \psi(i) \sim_{G_2} \psi(j)] \right\} \right|, \quad (2.1)$$

i.e. the problem seeks to minimize the number of edge disagreements between G_2 and “ $\psi(G_1)$ ” (see [28], [30], [12]). Equivalently stated, if A and B are the respective adjacency matrices of G_1 and G_2 , then this problem seeks to minimize $\|A - PBP^T\|_F^2$, over all permutation matrices $P \in \Pi(n) := \{n \times n \text{ permutation matrices}\}$, with $\|\cdot\|_F$ the matrix Frobenius norm. In the non-bijective matching setting, V_1 and V_2 need not have equal cardinality. This requires an alternative formulation of GMP, as (2.1) is no longer necessarily well-defined. See [5], [9], [22], [32] for a variety of generalizations of (2.1).

In the seeded graph matching problem (SGMP), we further assume the presence of a latent alignment ϕ between the vertex sets of G_1 and G_2 . Our task is to then efficiently leverage the information in a partial observation of the latent alignment, i.e. a *seeding*, to estimate the remaining latent alignment. In bijective SGMP, we are given subsets of the vertices $S_1 \subset V_1$ and $S_2 \subset V_2$ called *seeds* and a bijective seeding function $\phi_S : S_1 \rightarrow S_2$. Without loss of generality we may let $S_1 = S_2$ and $\phi_S = \text{id}$ (the identity function on S_1). The task then is to use ϕ_S to estimate ϕ by finding the bijection extending ϕ_S which minimizes (2.1). In the non-bijective setting, to accommodate the fact that the latent alignment need not be one-to-one, we define ϕ to be a subset of $V_1 \times V_2$, and we are tasked with using a partial observation of ϕ to estimate the remaining latent alignment.

3 Divide-and-conquer seeded graph matching

We present the details of the LSGM algorithm, Algorithm 1. In section 3.1, we describe Steps 1-3 of this algorithm which constitute the divide steps. In section 3.2, we describe the final step of the algorithm which constitutes the conquer step.

3.1 Jointly embedding and clustering the graphs

We begin by describing the embedding and clustering subroutine. The input is the symmetric adjacency matrices A and B of the two graphs to be matched (G_1 and G_2 respectively), the number of seeds $s \in \mathbb{Z}^+$, the seeding function $\phi_S : [s] \rightarrow [s]$, the number of clusters k , and the embedding dimension $d \in \mathbb{Z}^+$. Note that the procedure can easily be modified to handle directed graphs as well.

Algorithm 2 Jointly embedding and clustering the vertices of two graphs, G_1 and G_2

INPUT: Symmetric $A, B \in \{0, 1\}^{n \times n}$, $s \in \mathbb{N}$, seeding $\phi_S : [s] \rightarrow [s]$, $d \in \mathbb{N}$, $k \in [n]$;

OUTPUT: A clustering of the $2n$ embedded vertices into k clusters;

Step 1: Compute the first d orthonormal eigenpairs of A and B , namely (U_A, S_A) and (U_B, S_B) respectively;

Step 2: $\hat{X} \leftarrow U_A S_A^{1/2}$, $\hat{Y} \leftarrow U_B S_B^{1/2}$;

Step 3: $\hat{X}_s \leftarrow \hat{X}([s], [s])$, $\hat{Y}_s \leftarrow \hat{Y}([s], [s])$, $Q \leftarrow \operatorname{argmin}_{W \in W(d)} \|\hat{X}_s W - \hat{Y}_s\|_F$;

Step 4: Apply the transformation Q to \hat{X} obtaining the embedding $\hat{X}Q$ of A ;

Step 5: Cluster the $2n$ embedded points, $\{\hat{X}Q(i, :), \hat{Y}(i, :)\}_{i=1}^n$ into k clusters via the k -means clustering procedure;

Step 1: Compute the first d eigenpairs of A and B . Letting the orthonormal eigen-decompositions of $A = [U_A | \tilde{U}_A](S_A \oplus \tilde{S}_A)[U_A | \tilde{U}_A]^T$ and $B = [U_B | \tilde{U}_B](S_B \oplus \tilde{S}_B)[U_B | \tilde{U}_B]^T$, with $U_A, U_B \in \mathbb{R}^{n \times d}$, $S_A, S_B \in \mathbb{R}^{d \times d}$ and the diagonals of $(S_A \oplus \tilde{S}_A)$ and $(S_B \oplus \tilde{S}_B)$ nonincreasing, we compute only U_A, U_B, S_A, S_B .

Step 2: Initially embed the vertices of G_1 and G_2 into \mathbb{R}^d as $\hat{X} = U_A S_A^{1/2}$ and $\hat{Y} = U_B S_B^{1/2}$ respectively.

Step 3: Let $\hat{X}_s := \hat{X}([s], [d])$ and $\hat{Y}_s := \hat{Y}([s], [d])$ be the initial embedding of the seeded vertices. Align the embedded seeded vertices via the scaled Procrustes fit problem. Letting

$$W(d) := \{W \in \mathbb{R}^{d \times d} : W = S_1 \Omega S_2 \text{ for diagonal } S_1, S_2 \in \mathbb{R}^{d \times d} \\ \text{and } \Omega \in \mathbb{R}^{d \times d} \text{ s.t. } \Omega^T \Omega = I_d\},$$

we seek to find $Q = \operatorname{argmin}_{W \in W(d)} \|\hat{X}_s W - \hat{Y}_s\|_F$.

Step 4: Align the two embedded adjacency matrices; i.e. we apply the transformation Q to \hat{X} and obtaining the transformed embedding $\hat{X}Q$.

Step 5: Cluster the $2n$ embedded vertices, $\hat{X}Q$ and \hat{Y} , into k clusters with the k -means algorithm ([20]). Let the corresponding cluster centroids be labeled $\{\mu_i\}_{i=1}^k$.

Remark 3.1.1. The above procedure can be implemented on very large graphs using efficient SVD algorithms (see for example [4]). Indeed, as we are only interested in the first $d \ll n$ eigenpairs,

these can be computed in $O(n^2d)$ steps for $d \leq \sqrt{n}$. In the sparse regime, fast partial singular value decompositions (e.g. IRLBD in [2]) can be effectively implemented on arbitrarily large graphs. Paired with fast clustering procedures (here, each iteration of k -means has complexity $O(dkn)$, and in practice excellent performance can often be achieved with significantly less than n iterations), the above procedure can be effectively run on extremely large sparse graphs.

Remark 3.1.2. Practically, the particular choice of clustering procedure utilized in Step 5 of Algorithm 2 is of secondary importance. Indeed, we choose the k -means clustering procedure because of its ease of implementation and theoretical tractability. In practice, we desire only that the procedure consistently clusters across the graphs—if the optimal matching of G_1 and G_2 is given by $\phi : V_1 \mapsto V_2$ (in the bijective case), then for all $v \in V_1$, v and $\phi(v)$ are in the same cluster—and that the clusters are modestly sized. The particular clustering procedure can be chosen to optimize speed and accuracy given the properties of the underlying data. See [10] for a review of clustering procedures. Also note that although in many applications a natural k is dictated by the data, we do not need to exactly find k . For our graph matching exploitation task we do not need to finely cluster the vertices of our graphs; a gross but consistent clustering would still achieve excellent performance.

3.2 Matching within clusters

When the desired matching is bijective, we first must resolve disagreements in cluster sizes and adjust the clusters accordingly. More specifically, we need to address the fact that within each cluster, we may have an unequal number of vertices from each of the two graphs. We do this as follows: Suppose that for each $i = 1, 2, \dots, k$, cluster i has c_i total vertices with $c_1 \geq c_2 \geq \dots \geq c_k$. Within cluster i suppose there are $c_i^{(1)}$ from G_1 and $c_i^{(2)}$ from G_2 . We resize cluster i to be of size

$$\tilde{c}_i = 2 \left\lceil \frac{c_i^{(1)} + c_i^{(2)}}{2} \right\rceil - 2 \cdot \mathbb{1} \left\{ \sum_{j=1}^k \left\lceil \frac{c_j^{(1)} + c_j^{(2)}}{2} \right\rceil \geq i + n \right\}.$$

Then designating all vertices as unassigned, sequentially for $i = 1, 2, \dots, k$, assign the $\tilde{c}_i/2$ unassigned vertices from each graph closest (in the L^2 sense) to μ_i to be in cluster i . Note that if the desired output is a non-bijective matching, the above procedure for ameliorating cluster sizes need not be implemented.

Once the cluster sizes are resolved, we can match the two graphs within a cluster using any number of bijective matching algorithms. See Section 5 for performance comparisons of various matching procedures. These matching sub-routines can be run fully in parallel, and if the matching within cluster i is denoted ψ_i , then the final output of our algorithm is the full matching $\psi = \oplus_{i=1}^K \psi_i$, an approximate solution to the SGMP.

Remark 3.2.1 In these matching procedures, it is not surprising that we obtain best results if we use the seeded vertices to not only cluster but also match the graphs (via the SGM algorithm of [14] and [23]). We recognize that the other bijective matching procedures ([30] and [12]) have not been modified in the literature to accommodate seeded vertices, and we do not pursue the modification here. Our results point to the need for modifying these algorithms to handle seedings, and we expect them to achieve excellent performance when thus modified.

3.3 Computational cost of LSGM

The many executions of the bijective matching subroutine can be run in parallel, and if \tilde{c} is the size of the largest cluster of the points, then this step has computational complexity $O((\tilde{c} + s)^3)$ (assuming that we utilize the seeds in the matching procedure). If the executions are run in sequence then this step would have complexity $O(k(\tilde{c} + s)^3)$. If $\tilde{c} = \Theta(n)$ then the computational cost of this step is $O(n^3)$, and we have the same computational bound as the algorithms of [28], [30], [12]. To circumvent this, we could attempt to re-cluster any overly large clusters by re-running our embedding and clustering procedure with the same seeding function ϕ on

$$A_i = \begin{pmatrix} A'([s], [s]) & A'([s], \ell_i) \\ (A'([s], \ell_i))^T & A'(\ell_i, \ell_i) \end{pmatrix},$$

and B_i (defined analogously) for all i such that the size of the corresponding cluster is overly large. If we are unable to reduce these cluster sizes further, then our algorithm cannot improve upon the existing $O(n^3)$ computational complexity, though we achieve a significantly better lead constant. In this case, we might overcome this hurdle by non-bijectively matching any overly large clusters, as these procedures are often highly scalable.

Remark 3.3.1. If there exists an $\alpha > 0$ such that $s = o(n^{1-\alpha})$, $k = \Omega(n^\alpha)$ and each cluster is size $O(n^{1-\alpha})$, then the computational cost of the LSGM algorithm is $O(n^2d)$ for $\alpha \leq 1/3$ and $O(n^{3(1-\alpha)})$ for $\alpha > 1/3$ when the matching subroutines are fully parallelized. Hence, a modest number of modestly sized clusters— $\alpha \approx 1/3$ —yields a $O(n^2d)$ running time for the LSGM algorithm.

Remark 3.3.2. If the number of seeds chosen is large, and if the seeds are all used in the matching procedures (i.e. we use SGM to match the clusters), the LSGM algorithm may be computationally unwieldy. To remedy this, we formulate a procedure for active seed selection that aims to optimally choose a computationally tractable number of seeds from S to match across each cluster. If we are matching cluster i of size c_i across G_1 and G_2 , and computationally we can only handle an additional s_i seeds in the SGM subroutine—so that we are matching $c_i + s_i$ total vertices—then ideally we would want to pick the “best” s_i seeds to use. Luckily, the results of [23] provide a useful heuristic for what defines “best” in this setting: we expect optimal performance in SGM to be achieved by seeds that have maximum entropy contained in their collection of seed-nonseed adjacency vectors, as these seeds maximize the information contained in the adjacency structure between the seeded and unseeded vertices. To this end, we formulate the following seed selection algorithm:

Step 1: Letting \mathcal{S}_i be the indices of the s_i seeds to be chosen for the matching, choose an initial index i_1 satisfying (where C_i^j is the set of unseeded indices corresponding to cluster i in G_j for $j = 1, 2$)

$$i_1 \in \operatorname{argmin}_{j \in [s]} \left(\left| \frac{A(j, C_i^1) \vec{1}^T}{n_i} - \frac{1}{2} \right| + \left| \frac{B(j, C_i^2) \vec{1}^T}{n_i} - \frac{1}{2} \right| \right).$$

Step 2: For $t = 2, 3, \dots, s_i$, add to \mathcal{S}_i the index i_t satisfying

$$i_t \in \operatorname{argmax}_{j \in [s] \setminus \{i_1, i_2, \dots, i_{t-1}\}} \left(H[\hat{F}(\{A(\mathcal{S}_i \cup \{j\}, h)\}_{h \in C_i^1})] + H[\hat{F}(\{B(\mathcal{S}_i \cup \{j\}, h)\}_{h \in C_i^2})] \right),$$

where $H(\cdot)$ is the Shannon entropy function and for a collection of vectors $\mathcal{T} \in \mathbb{R}^t$, $\hat{F}(\mathcal{T})$ is the empirical cumulative distribution function for \mathcal{T} .

4 LSGM and the Stochastic Block Model

In as much as we can partition the vertices of G_1 and G_2 into consistent clusters, it is natural to model G_1 and G_2 using the *stochastic block model* of [21] and [29] (details of the model are presented shortly). We then define the clustering criterion for clustering the rows of $[\hat{Y}^T | (\hat{X}Q)^T]^T$ into k clusters via

$$(\hat{C}, \hat{b}) := \min_{C \in \mathbb{R}^{k \times d}, b: [2n] \rightarrow [k]} \sum_{i=1}^{2n} \left\| \begin{bmatrix} \hat{Y} \\ \hat{X}Q \end{bmatrix} (i, :) - C(b(i), :) \right\|_2, \quad (4.1)$$

where the rows of \hat{C} are the centroids of the k clusters and \hat{b} is the cluster assignment function. Note that k -means attempts to solve (4.1). In Theorem 4.1 we show that, under some mild conditions on the underlying SBM, the optimal cluster assignment \hat{b} almost surely perfectly clusters the vertices of both G_1 and G_2 . We present the necessary background below.

A d -dimensional stochastic block model random graph, G , has the following parameters: an integer $K \geq 2$, a vector of nonnegative integers $\vec{n} \in \mathbb{N}^K$, and a latent-position matrix $X \in [0, 1]^{n \times d}$ with K distinct rows. The random graph's vertex set V is the union of the *blocks* V_1, V_2, \dots, V_K , which are disjoint sets with respective cardinalities n_1, n_2, \dots, n_K . For each $v \in V$, let $b(v)$ denote the block of v , ie $v \in V_{b(v)}$. Lastly, for each pair of vertices $\{v, v'\} \in \binom{V}{2}$, the adjacency of v and v' is an independent Bernoulli trial with probability of success $D(v, v')$, where $D := XX^T$.

Two SBM graphs may have no correlation structure between them, and there is no natural bijective alignment of their vertices. To induce this alignment, we will look at introducing a correlation structure between the graphs. We say that two random graphs G_1 and G_2 from this model have correlation $\varrho \in [0, 1]$ if the set of indicator random variables

$$\{\mathbb{1}_{v \sim_{G_1} v'}, \mathbb{1}_{w \sim_{G_2} w'}\}_{\{v, v'\}, \{w, w'\} \in \binom{V}{2}}$$

are mutually independent except that for each $\{v, v'\} \in \binom{V}{2}$, the indicator random variables $\mathbb{1}_{v \sim_{G_1} v'}$ and $\mathbb{1}_{v \sim_{G_2} v'}$ have Pearson product-moment correlation coefficient ϱ . Such correlated graphs can be easily constructed by realizing G_1 from the underlying SBM and then, for each $\{v, v'\} \in \binom{V}{2}$, $\mathbb{1}_{v \sim_{G_2} v'}$ is an independent Bernoulli trial with probability of success $D(v, v') + \varrho(1 - D(v, v'))$ if v and v' are adjacent in G_1 , and probability of success $D(v, v')(1 - \varrho)$ if v and v' are not adjacent in G_1 . If G_1 and G_2 are thus correlated, then there is a natural latent alignment between the vertices of the graphs, namely the identity function id_n .

Given $\vec{m} \in \mathbb{N}^K$ such that $\vec{m} \leq \vec{n}$ coordinate-wise and $\|\vec{m}\|_1 = s$ (the number of seeds), the random graphs G_1 and G_2 from the d -dimensional stochastic block model parameterized with K, \vec{n}, X , and having correlation ϱ , are \vec{m} -seeded if, a priori for each $i = 1, 2, \dots, K$, m_i of the n_i vertices from block V_i function as seeds for LSGM, i.e. their across graph correspondence is known.

Let G_1 and G_2 be ϱ -correlated, \vec{m} -seeded (with $\vec{m}^T \vec{1} = s$), d -dimensional SBM's parametrized by K, \vec{n} , and X . Let their respective adjacency matrices be A and B , and let their respective block membership functions be b_A and b_B . Without loss of generality, let the true alignment function be id_n and let $b := b_A = b_B$. Consider the transformed (as in Step 4 of Algorithm 2) adjacency spectral embeddings of G_1 and G_2 , $\hat{X}Q$ and \hat{Y} , and assume that we have clustered the rows of $[\hat{Y}^T | (\hat{X}Q)^T]^T$ via the optimal (\hat{C}, \hat{b}) of (4.1). Adopting the notation of Algorithm 1, define (where

again C_i^j is the set of unseeded indices in G_j corresponding to cluster i and $c_i = |C_i^j|$

$$\begin{aligned}\psi_s^{(i)} &:= \operatorname{argmin}_{P \in \Pi(s+c_i)} \left\| \begin{pmatrix} A_s & A([s], C_i^1) \\ A([s], C_i^1)^T & A^{(i)} \end{pmatrix} - \begin{pmatrix} I_s & 0 \\ 0 & P \end{pmatrix} \begin{pmatrix} B_s & B([s], C_i^2) \\ B([s], C_i^2)^T & B^{(i)} \end{pmatrix} \begin{pmatrix} I_s & 0 \\ 0 & P^T \end{pmatrix} \right\|_F, \\ \psi_n^{(i)} &:= \operatorname{argmin}_{P \in \Pi(c_i)} \|A^{(i)} - PB^{(i)}P^T\|_F\end{aligned}$$

to be the respective optimal seeded and unseeded matchings of cluster i across the two graphs. When appropriate, we will drop the subscript and refer to the matching of cluster i as simply $\psi^{(i)}$.

We shall hereto forth be considering a sequence of growing models with $n = 1, 2, \dots$ vertices. In the next theorem, we prove that under modest assumptions, we have that for all but finitely many n , $\hat{b} = b$, and all of the vertices are perfectly clustered across the two graphs. The results of [23] immediately give that $\psi_s^{(i)} = \{I_{s+c_i}\}$ a.a.s. and $\psi_n^{(i)} = \{I_{c_i}\}$ a.a.s. for all $i = 1, 2, \dots, K$ and the above procedure (when perfected implemented) correctly aligns the two SBM graphs. Though we cannot perfectly implement the clustering and matching procedures, this result provides hope that our two-step procedure will be effective in approximating the true but unknown alignment across a broad spectrum of graphs.

Theorem 4.1. *With notation as above, let G_1 and G_2 be \vec{m} -seeded (with $\vec{m}^T \vec{1} = s$), d -dimensional SBM's parametrized by K , \vec{n} , and X . Although we assume G_1 and G_2 have the same block structure, we make no assumptions about the correlation structure. Let their respective adjacency matrices be A and B , and without loss of generality let the true alignment function be id_n , so that the block membership function is $b := b_A = b_B$. Adopting the notation of Section 3, if the following assumptions hold:*

i. *There exist constants $\epsilon_1, \epsilon_2 > 0$ such that $K = O(n^{1/3-\epsilon_1})$ and $\min_i \vec{n}(i) = \Omega(n^{2/3+\epsilon_2})$;*

ii. *Defining*

$$\beta := \beta(n, d, \delta_d) = \frac{260d \log(n)}{\delta_d n^{1/2}}$$

if $i, j \in [n]$ are such that $X(i, :) \neq X(j, :)$ then $\|X(i, :) - X(j, :)\|_2 > 6n^{1/6}\beta$;

iii. *Without loss of generality, let $\{X(i, :)\}_{i=1}^s$ be the latent positions corresponding to the seeded vertices, then we assume there exists an α satisfying $\alpha > 4\beta$ and $\sqrt{n}\beta/\alpha = o(n^{\epsilon_2/2})$ such that*

$$\min_{v: \|v\|_2=1} \|X([s], :)v^T\|_2 \geq \alpha\sqrt{s};$$

then for all but finitely many n , the \hat{b} of (4.1) satisfies $\hat{b} = b$.

Regardless of the correlation structure, Theorem 4.1 implies that our joint clustering procedure yields a canonical nonbijective matching of the vertices (where the matching is given by the clustering).

Our proof of this theorem will proceed as follows. First we will state some key results proved elsewhere. Then we will bound $\|\hat{X}Q - \hat{Y}\|_{2 \rightarrow \infty} := \max_i \|(\hat{X}Q - \hat{Y})_{i \cdot}\|_2$ and will then have that the $2n \times d$ matrix $[\hat{Y}^T | (\hat{X}Q)^T]^T$ is close to a specified transformation of the $[X^T | X^T]^T$ (recalling from [24] that for a matrix $M \in \mathbb{R}^{a \times b}$, $\|M\|_{2 \rightarrow \infty} = \max_i \|M(i, :)\|_2$). Finally, we will use this to show that the clustering will perfectly cluster the vertices in the two graphs into the K true blocks.

Let $D = [U_D | \tilde{U}_D][S_D \oplus \tilde{S}_D][U_D | \tilde{U}_D]^T$ be the orthonormal eigen-decomposition of D with $U_D \in \mathbb{R}^{n \times d}$, $S_D \in \mathbb{R}^{d \times d}$, and ordered so that the diagonals of $[S_D \oplus \tilde{S}_D]$ are nondecreasing. The next lemma collects some necessary results from [26] and [24] which will be needed in the sequel.

Lemma 4.2. *With notation as above, let*

$$\delta_d := \min_{i,j \leq d+1, i \neq j} |\lambda_i(XX^T) - \lambda_j(XX^T)|/n.$$

Let $W_A = \operatorname{argmin}_{W \in W(d)} \|\hat{X} - XW\|_F$ and $W_B = \operatorname{argmin}_{W \in W(d)} \|\hat{Y} - XW\|_F$. If $d = o(\sqrt{n})$, then it holds with probability one that for all but finitely many n that

$$\|\hat{X} - XW_A\|_{2 \rightarrow \infty} \leq \beta \text{ and } \|\hat{Y} - XW_B\|_{2 \rightarrow \infty} \leq \beta. \quad (4.2)$$

We are now ready to prove the following.

Lemma 4.3. *For all but finitely many n it holds that*

$$\|\hat{X}Q - \hat{Y}\|_{2 \rightarrow \infty} \leq 8\beta/\alpha + 2\beta.$$

Proof: As in Section 3, let $Q := \operatorname{argmin}_{W \in W(d)} \|\hat{X}([s], :)W - \hat{Y}([s], :)\|_F$ and let $\tilde{Q} = W_A^\top W_B$. It immediately follows from Eq. (4.2) that $\|\hat{X}\tilde{Q} - \hat{Y}\|_{2 \rightarrow \infty} \leq 2\beta$. Clearly

$$\|\hat{X}([s], :)Q - \hat{Y}([s], :)\|_F \leq \|\hat{X}([s], :)\tilde{Q} - \hat{Y}([s], :)\|_F \leq 2\beta\sqrt{s}.$$

and working in the other direction

$$\begin{aligned} 2\beta\sqrt{s} &\geq \|\hat{X}([s], :)Q - \hat{Y}([s], :)\|_F \geq \|\hat{X}([s], :)(Q - \tilde{Q})\|_F - \|\hat{X}([s], :)\tilde{Q} - \hat{Y}([s], :)\|_F \\ &\geq \|\hat{X}([s], :)(Q - \tilde{Q})\|_F - 2\beta\sqrt{s}. \end{aligned}$$

If we let the SVD of $Q - \tilde{Q}$ be $V_1SV_2^\top$ then

$$\begin{aligned} \|\hat{X}([s], :)(Q - \tilde{Q})\|_F &\geq \|X([s], :)W_A(Q - \tilde{Q})\|_F - \|\left(\hat{X}([s], :) - X([s], :)W_A\right)(Q - \tilde{Q})\|_F \\ &\geq \left(\sum_{i=1}^s \sum_{j=1}^d \langle X(i, :), W_A V_1(:, j) \rangle S(j, j)^2\right)^{1/2} - 2\beta\sqrt{s}\|Q - \tilde{Q}\|_F \\ &\geq (\alpha - 2\beta)\sqrt{s}\|Q - \tilde{Q}\|_F \end{aligned}$$

by the assumption that $\min_{\|v\|_2=1} \|X([s], :)v\|_2^2 \geq \alpha^2 s$. Together we have $\|Q - \tilde{Q}\|_{2 \rightarrow 2} \leq \|Q - \tilde{Q}\|_F \leq \frac{4\beta}{\alpha - 2\beta}$. Hence, we have that

$$\begin{aligned} \|\hat{X}Q - \hat{Y}\|_{2 \rightarrow \infty} &\leq \|\hat{X}(Q - \tilde{Q})\|_{2 \rightarrow \infty} + \|\hat{X}\tilde{Q} - \hat{Y}\|_{2 \rightarrow \infty} \\ &\leq \|\hat{X}\|_{2 \rightarrow \infty} 4\beta/(\alpha - 2\beta) + 2\beta \leq 8\beta/\alpha + 2\beta. \end{aligned}$$

since $\|\hat{X}\|_{2 \rightarrow \infty} \leq 1$ and $\alpha > 4\beta$. □

Lemma 4.4. *For all but finitely many n , it holds that*

$$\left\| \begin{pmatrix} \hat{Y} \\ \hat{X}Q \end{pmatrix} - \begin{pmatrix} XW_B \\ XW_B \end{pmatrix} \right\|_{2 \rightarrow \infty} \leq \frac{8\beta}{\alpha} + 3\beta.$$

Proof: We have

$$\left\| \begin{pmatrix} \hat{Y} \\ \hat{X}Q \end{pmatrix} - \begin{pmatrix} XW_B \\ XW_B \end{pmatrix} \right\|_{2 \rightarrow \infty} = \max\{\|\hat{Y} - XW_B\|_{2 \rightarrow \infty}, \|\hat{X}Q - XW_B\|_{2 \rightarrow \infty}\}.$$

The first term in the max is bounded by β by Eq. (4.2). For the second term we have $\|\hat{X}Q - XW_B\|_{2 \rightarrow \infty} \leq \|\hat{X}Q - \hat{Y}\|_{2 \rightarrow \infty} + \|\hat{Y} - XW_B\|_{2 \rightarrow \infty} \leq \frac{8\beta}{\alpha} + 3\beta$. \square

Pf of Main thm: Let $\mathcal{B}_1, \mathcal{B}_2, \dots, \mathcal{B}_K$ be the L^2 -balls of radius $r := n^{1/6}\beta$ around the K distinct rows of XW_B . If $X(i, :) \neq X(j, :)$, then by assumption

$$2n^{1/6}\beta \leq \|X(i, :) - X(j, :)\|_2 = \|(X(i, :) - X(j, :))W_B\|_2,$$

and the \mathcal{B}_i 's are disjoint.

Let $\hat{Z} = [\hat{Y}^T | (\hat{X}Q)^T]^T$ and let $Z = [(XW_B)^T | (XW_B)^T]$. Let (\hat{C}, \hat{b}) be the optimal clustering of the rows of \hat{Z} from (4.1). Suppose there is an index $i \in [2n]$ such that $\|X(i, :)W_B - \hat{C}(i, :)\| > 2r$. This would imply that $\|\hat{Z} - \hat{C}\|_F > \sqrt{\min_j \vec{n}(j)(2r - \beta)}$. As $\min_j \vec{n}(j) = \Omega(n^{2/3+\epsilon_2})$ for a constant $\epsilon_2 > 0$, we would then have that $\|\hat{Z} - \hat{C}\|_F = \Omega(n^{\epsilon_2/2})$, contradicting Lemma 4.4. Therefore $\|Z - \hat{C}\|_{2 \rightarrow \infty} \leq 2r$ and with (4.2) we have $\|\hat{Z} - \hat{C}\|_{2 \rightarrow \infty} \leq 2r + \beta = (2 + o(1))r$. If $i, j \in [n]$ are such that $\hat{C}(i, :) \neq \hat{C}(j, :)$, then $\|Z(i, :) - Z(j, :)\|_2 > 6r$, and it follows that $\|\hat{Z}(i, :) - \hat{C}(j, :)\|_2 > 4r - \beta = (4 + o(1))r$.

Therefore, for all but finitely many n it holds that $\hat{b} = [b^T | b^T]^T$. Stated simply,

$$\min_{\pi \in S_K} |\{v \in V(G_1) \cup V(G_2) : b_n(v) \neq \pi(\hat{b}_n(v))\}| = 0.$$

Now [23, Theorem 1] immediate implies that for all but finitely many n , $\psi^{(i)} = \{I_{u_i}\}$ for all $i \in [K]$ and the proof is complete. \square

Remark 4.5. The implication of assumption *iii.* in Theorem 4.1 is that in order for the scaled Procrustes fit of the embedded seeded vectors to align the entire embedding, it is sufficient that the latent positions corresponding to the seeded vectors cannot concentrate too heavily in one direction. We note that analogous assumptions are made in the literature on sparse subspace clustering, see [11] for example and detail.

Remark 4.6. If there exist constants $\epsilon_1, \epsilon_2 > 0$ such that $K = O(n^{1/3-\epsilon_1})$ and $\min_i \vec{n}(i) = \Omega(n^{2/3+\epsilon_2})$, then the results of [24] demonstrate that the optimal clustering for the one graph analogue of (4.1) perfectly clusters the vertices of a single SBM.

5 Empirical Results

We next explore the effectiveness of our divide-and-conquer approach on simulated and real data examples.

5.1 Simulation Results

Once the vertices of the two graphs are clustered, we can run the matching procedures in full parallel across the clusters. Our first experiment seeks to understand how available bijective matching algorithms perform (with respect to accuracy and speed), so that we can better understand how

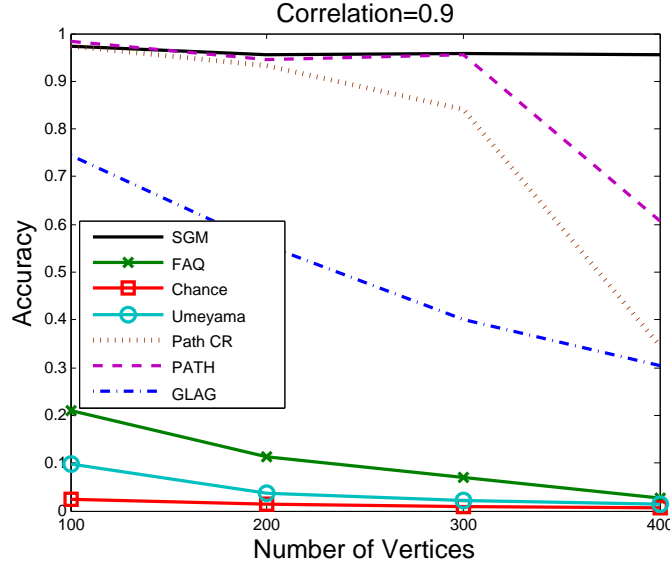


Figure 1: Mean accuracy (top) and mean runtime (bottom) for graph matching algorithms for $\rho = 0.9$, $D = I_2 \otimes .3J_{n/2} + .3J_n$, $\vec{n} = [n/2, n/2]$, for each of $n = 100, 200, 300, 400$ and $\vec{m} = [3, 3]$. For each value of n , we ran 100 Monte Carlo replicates.

to appropriately set the maximum allowed cluster size. To this end, we run the following experiment. We consider two ρ -correlated SBM random graphs with the following parameters (where $J_n := \vec{1}_n \cdot \vec{1}_n^T \in \mathbb{R}^{n \times n}$, I_n is the $n \times n$ identity matrix, and \otimes denotes the Kronecker product): each of $\rho = 0.6$ and 0.9 , $D = I_2 \otimes .3J_{n/2} + .3J_n \in \mathbb{R}^{n \times n}$, $\vec{n} = [n/2, n/2]$, for each of $n = 100, 200, 300, 400$. We cluster the graphs into 2 clusters and run a variety of *bijective* GM algorithms on these clusters. We record both the performance of the algorithms in recovering the true alignment and the corresponding running time of each algorithm. Note we ran the matching procedures on the two clusters in parallel. The algorithms we ran include SGM [14], FAQ [28], the spectral matching algorithm of Umeyama [27], the PATH algorithm and the associated convex relaxation (PATH CR, which is solved exactly using Frank-Wolfe methodology [15]) [30], and the GLAG algorithm [12].

To run LSGM, we used $\vec{m} = [3, 3]$ seeds for $\rho = 0.9$ and $\vec{m} = [5, 5]$ seeds for $\rho = 0.6$, all seeds chosen uniformly at random from the two blocks. The seeds are always used in the embedding and clustering procedure, but SGM is the only algorithm to use seeded vertices when matching the clusters. It is not surprising that it achieves best performance. We expect similarly excellent results from the other matching algorithms once they are seeded.

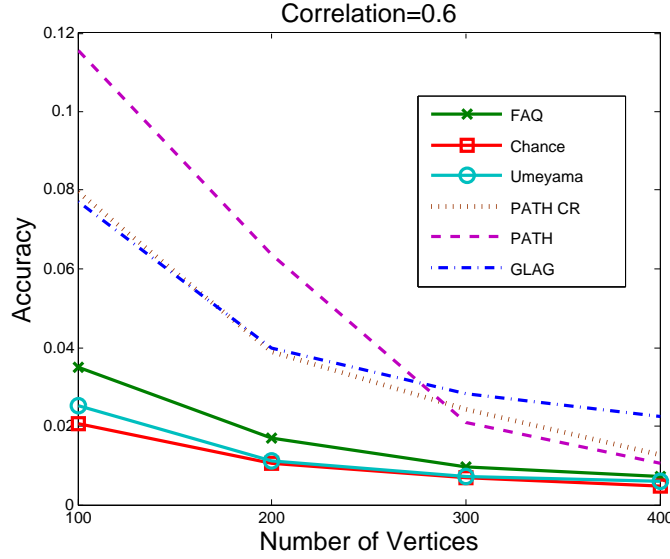
In the $\varrho = 0.9$ experiment, we note that, of the nonseeded matching algorithms, PATH and its associated convex relaxation achieve the best results. The PATH CR procedure scales very well in running time but performs progressively worse as n increases. On the other hand, the PATH algorithm’s running time scales poorly (as does that of the GLAG algorithm), needing significantly longer running time than SGM or PATH CR across all values of n . While PATH and PATH CR achieve similar results to SGM for $n = 100, 200, 300$, the significantly longer run time for PATH and the sharply decreased performance for PATH CR at $n = 400$ hinder these algorithms effectiveness as post-clustering matching procedures. Indeed, to employ these two procedures, we would need to severely restrict the maximum allowed size of our clusters to achieve a feasible running time and/or accurate matchings. We note that seeding GLAG, the PATH algorithm and PATH CR may yield significantly faster running times and less performance degradation as n increases, as seeding FAQ yields both.

SGM is remarkably stable, scaling well in running time and achieving excellent matching performance across all n . This not only indicates that our clustering methodology is consistent across graphs, but points to the importance of using the seeds in the subsequent matching. Here the correlation is very high, and for smaller n , PATH and PATH CR perform on par with SGM, suggesting that seeds are less important when matching very similar graphs. We next explore the effect of decreased correlation.

We explore this in the $\varrho = 0.6$ experiment, and again we note that SGM significantly outperforms all the nonseeded matching algorithms (with average accuracy $> 99\%$ for all n). This points to the consistency of our clustering procedure here. Note that we needed slightly more seeds to achieve this consistency with the lower correlation. Indeed, with three seeds from each cluster, the clustering was not consistent when $\varrho = 0.6$, unlike in the $\varrho = 0.9$ case.

While each of PATH, PATH CR, FAQ and GLAG perform significantly better than chance, again PATH and GLAG scale poorly in running time. The PATH CR algorithm and FAQ scale well in running time but have their matching performance decrease significantly as n increases. PATH and GLAG also see this performance degradation in n . In addition, all the algorithms (except SGM) perform significantly worse than the $\varrho = 0.9$ case. As real data is, at best, weakly correlated, this points to the primacy of seeding in matching real data graphs. Due to the decreased performance and poor scalability of the nonseeded matching algorithms as n increases, we will henceforth focus our attention on using SGM to match the clusters. Again, we expect the best performing unseeded algorithms (PATH, PATH CR and GLAG) will achieve excellent performance when seeded, though we do not pursue this modification here.

Our two step approach first embeds and clusters the two graphs and then matches them accordingly. Theoretically, we can embed and cluster and then match the graphs perfectly, but we next explore how much accuracy is practically lost because of the embedding step. When n is small (e.g. ≤ 1500) and the SGM algorithm of [14] can be feasibly run without first clustering, the SGM algorithm will outperform LSGM in general, even in the SBM setting. Indeed SGM utilizes the across cluster connectivity structure in the matching task, information which LSGM does not utilize when matching across clusters. It is also clear that SGM is utilizing more of the information contained in the seeding than LSGM. If the latent positions generating the SBMs are separated enough (as at assumption *i.* of Theorem 4.1) and n is large enough for the clustering to be consistent across the graphs, then we will illustrate that LSGM performs excellently. However, even in the case of perfect clustering, LSGM still needs (modestly) more seeds than SGM to achieve comparable performance. We illustrate this in Figure 3. We match across two $\varrho = 0.7$ -correlated



Mean Running Time				
$n =$	100	200	300	400
SGM	0.16	0.64	1.76	2.91
FAQ	0.58	3.05	9.09	15.56
Umeyama	0.13	0.19	0.27	0.41
PATH CR	0.42	1.25	2.73	2.36
PATH	3.70	27.00	83.60	142.63
GLAG	8.11	32.41	108.22	235.34

Figure 2: Mean accuracy (top) and mean runtime (bottom) for graph matching algorithms for $\varrho = 0.6$, $D = I_2 \otimes .3J_{n/2} + .3J_n$, $\vec{n} = [n/2, n/2]$, for each of $n = 100, 200, 300, 400$ and $\vec{m} = [5, 5]$. The SGM algorithm is not shown in the right figure because the mean accuracy was always greater than 99%. For each value of n , we ran 100 Monte Carlo replicates.

SBMs with $K = 3$ blocks, $\vec{n} = (200, 200, 200)$, with block-block adjacency probabilities dictated by the matrix

$$\begin{pmatrix} 0.6 & 0.3 & 0.2 \\ 0.3 & 0.7 & 0.3 \\ 0.2 & 0.3 & 0.7 \end{pmatrix},$$

and seed values ranging from $s = 3, 4, 5, 6, 7$ drawn uniformly from the 600 vertices. The pink curve plots the fraction correctly matched by the SGM algorithm across the various s , with error bars $\pm 2s.e.$. Analogously, the blue curve plots the fraction correctly matched by the LSGM algorithm across the various s , with error bars again $\pm 2s.e.$. Note that with only 4 seeds, SGM perfectly matches across the graphs, though LSGM requires 7 seeds for comparable performance.

Given a consistent clustering of the graphs, LSGM needs modestly more seeds to perform as well as the full SGM. In contrast, if the clustering is not consistent, LSGM cannot hope to match the clusters exactly. However, while SGM can only match graphs of order ≈ 1000 , LSGM can be used to match much larger graphs. We demonstrate this in the following experiment, where we match two large SBM graphs. In Figure 4, we plot the average accuracy of LSGM in matching the

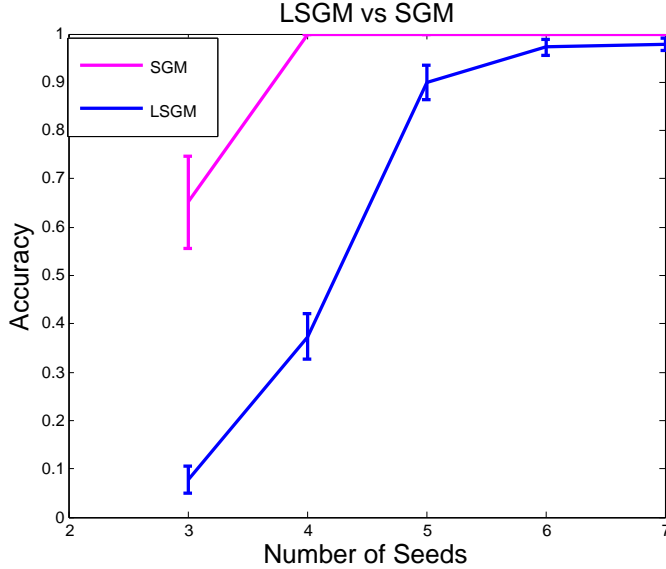


Figure 3: The fraction of the unseeded vertices correctly matched across SBMs with $K = 3$ blocks, block-block connectivity as specified in the text, $\vec{n} = (200, 200, 200)$, $\varrho = .7$, and $s = 3, 4, 5, 6, 7$ seeds randomly assigned to one of the three blocks. The pink curve plots the fraction of unseeded vertices correctly matched by the SGM algorithm across the various s , with error bars $\pm 2s.e.$. The blue curve plots the fraction of unseeded vertices correctly matched by the LSGM algorithm across the various s , with error bars again $\pm 2s.e.$. Here SGM is the algorithm of [14] run without clustering.

unseeded vertices in 25 MC simulations across two $K = 900$ block, $\vec{n} = 30 \cdot \vec{1}$, $d = 10$ dimensional, ϱ -correlated SBM’s with s seeds drawn uniformly at random from the 27000 vertices. The K latent positions X are sampled uniformly from the d -dimensional simplex, and we utilize the k -means clustering algorithm (k an estimate of K) in Step 5 of Algorithm 2. Note how few seeds are needed to ensure good performance for even modestly correlated graphs. For example, we correctly match 78.75% of the unseeded vertices correctly with only 50 seeds and $\varrho = 0.5$. This again reflects the consistency of our clustering procedure, and the applicability of our procedure in matching real data graphs, which are (at best) modestly correlated and have (at best) a modest number of seeds.

We do not assume knowledge of the true K in the above procedure, instead estimating an appropriate k from the data. The figure shows that the matching is robust to this estimation. We also do not assume knowledge of the true d , and here we used the automated spectral procedure of [33] to estimate the embedding dimension d . The model is relatively low rank, and for higher rank SBM’s we see slower algorithmic performance in general.

5.2 Connectomes

We next demonstrate the effectiveness of the LSGM algorithm in a practical real data setting. In this data set, for each of 21 subjects, we have two brain connectome graphs. For each subject, the vertices in the connectome graphs correspond to voxels in the $64 \times 64 \times 64$ voxel diffusion tensor MRI brain mask. Edges between vertices are present if there exists at least one neural fiber bundle connecting the voxel regions corresponding to the two vertices. The largest connected

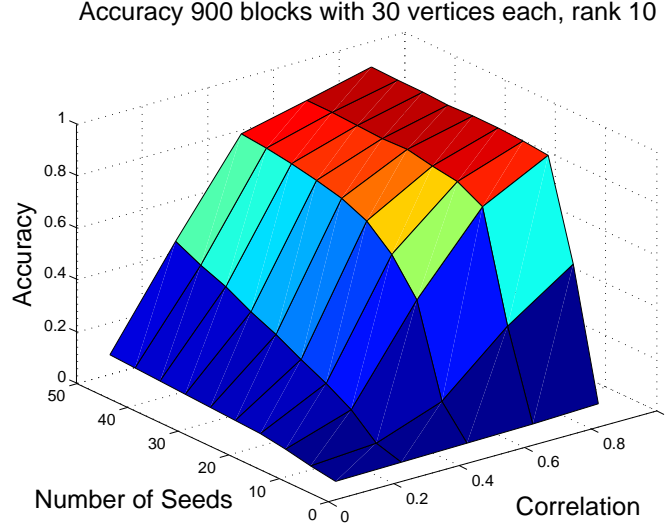


Figure 4: Fraction of unseeded vertices correctly matched across two $K = 900$ block, $\vec{n} = 30 \cdot \vec{1}$, $d = 10$ dimensional ϱ -correlated SBM’s with s seeds drawn uniformly at random from the 27000 vertices. Note that for each combination of s and ϱ , we ran 25 MC simulates. All standard deviations are $< .03$ except with 10 seeds where the s.d. is 0.0694, 0.2325, 0.1958 for $\varrho = 0.5, 0.7, 0.9$.

component (LCC) in these connectomes ranges from 20,000–30,000 vertices. For more detail on the creation of these graphs and their utility in the neuroscience literature, see [17] and [18] and the references contained therein. All the data can be found at <http://openconnecto.me/data/public/MR/MIGRAINE/> (note that we have spatially down-sampled each data point by a factor of four in each dimension).

In [17], the authors collapsed the larger graphs into smaller, more manageable graphs (with vertex count < 1000) and matched across these smaller graphs. For any two subjects, they were able to correctly match a significantly higher percentage of the vertices for the two pairs of within-subject graphs than for the four pairs of across-subject graphs. We obtain analogous results by running the LSGM algorithm to match across the larger, less downsampled, graphs. The graphs are created such that the true alignment for any two graphs matches vertices comprised of the same voxels in the 64^3 voxel brain mask.

In Figure 4, we highlight our results for a single pair of subjects, and note that analogous results held across the data set. In this example, the LCC of graphs 8 and 29 are of size 21,891 and 22,307 respectively, and the LCC of graph 1 is size 22,734. We match across the intersection of the LCC’s for graphs 8 and 29 (same subject, results plotted in red in Figure 4) and for graphs 1 and 8 (different subjects, results plotted in blue in Figure 4). From the scree plot, we estimate the optimal embedding dimension to be $d = 30$ in both cases and we cluster using k -means, and as noted in Section 3.3, we recluster any overly large clusters—here reclustering any clusters of size ≥ 800 . It is clear from Figure 5 that LSGM correctly matches a significantly larger proportion of vertices for the within-subject connectomes than the across-subject connectomes. As these connectomes are too large to feasibly run SGM, we cannot compare the performance of LSGM to SGM here.

It is worth noting that in this example (and across the entire data set), more seeds corresponded to a significantly better matched ratio for both the within-subject and across-subject pairs of

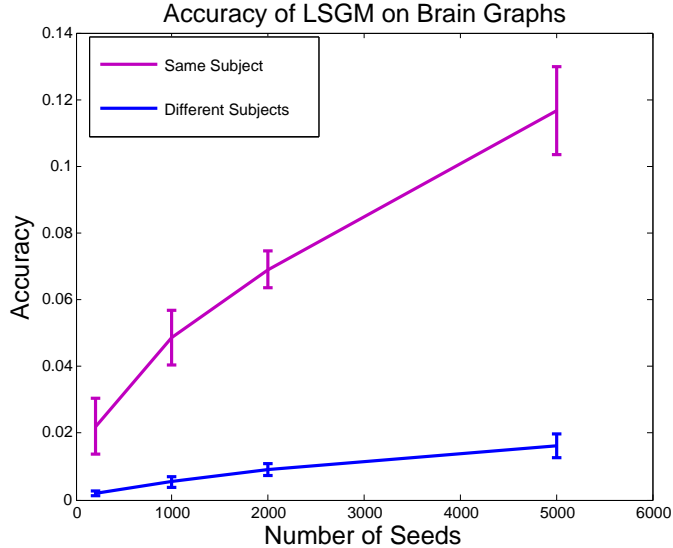


Figure 5: The fraction of the unseeded vertices correctly matched for graphs 8 and 29 (within-subject) and for graphs 1 and 8 (across-subject). For the 8–29 pair, $n = 20,541$, $d = 30$. For the 1–8 pair, $n = 18,694$, $d = 30$, we cluster using k -means, reclustering any clusters of size ≥ 800 . We plot the fraction of the vertices correctly matched in each of the two experiments for number of seeds $s = 200, 1000, 2000$, and 5000 . Here we ran 30 MC simulates and the error bars are $\pm 2s.e.$

graphs. However, for the larger values of s ($s = 1000, 2000, 5000$), we are unable to run the SGM subroutines utilizing the full seeding. Instead, we used the active seed selection algorithm of Section 3.3 to pick an “optimal”, computationally feasible set of seeds to use in matching across each cluster.

Our results reconfirm that variability in the estimated connectivity is greater between subjects than within subjects. The estimated connectivity varies due to both noise in the collection of raw scan data and the use of a suite of pre-processing tools used to clean, register and analyze the raw data. As a result, large scale graph matching can serve as another tool to assess the reliability of these methods. Furthermore, this suggests that when registering two scans from the same subject, jointly using geometric properties and connectivity will improve registration accuracy.

6 Discussion

Many graph inference tasks rely on being able to efficiently match across graphs. State-of-the-art bijective approximate graph matching algorithms have computational complexity $O(n^3)$ —rendering them infeasible (without significant computational resources) for very large graphs. We present the fully parallelizable LSGM approximate graph matching algorithm which, under some mild conditions, has computational complexity $O(n^2d)$ —a marked improvement over $O(n^3)$. We demonstrate, via simulated data examples and a real data example, the effectiveness of our LSGM algorithm in performing seeded graph matching across large graphs, which heretofore were unsailable using existing bijective matching techniques. In addition, we theoretically justify our divide-and-conquer procedure in the SBM regime by proving that the procedure perfectly matches correlated SBM random graphs under some mild assumptions.

Our algorithm allows for flexibility in the choice of clustering and matching procedure. We focused on k -means clustering here due to its ease of implementation and theoretical tractability, but the clustering procedure can (and should!) be chosen to leverage the signal present in the data. The variety of matching procedures implemented point to the need for seeding the rest of the bijective graph matching procedures.

When using the seeds to match, we need to intelligently choose as many seeds as is feasible in the subsequent matching task. We present a procedure for dynamically selecting seeded vertices. Our procedure also provides a heuristic for defining “good” seeded vertices, and we are working on extending this heuristic towards the task of active learning of seeded vertices.

Although we present our algorithm for matching simple graphs, the methodology is easily modified to match directed graphs as well. The spectral graph embedding is easily modified to embed directed graphs (see [26]), as is the SGM algorithm (see [14]).

Acknowledgments: This work is partially supported by a National Security Science and Engineering Faculty Fellowship (NSSEFF), Johns Hopkins University Human Language Technology Center of Excellence (JHU HLT COE), and the XDATA program of the Defense Advanced Research Projects Agency (DARPA) administered through Air Force Research Laboratory contract FA8750-12-2-0303. We also would like to thank Joshua Vogelstein, William Roncal Gray, R. Jacob Vogelstein and Disa Mhembe for their help with the connectome data and thoughtful discussions and suggestions.

References

- [1] Ayser Armiti and Michael Gertz. Efficient geometric graph matching using vertex embedding. In *Proceedings of the 21st ACM SIGSPATIAL International Conference on Advances in Geographic Information Systems*, pages 224–233. ACM, 2013.
- [2] J. Baglama and L. Reichel. Augmented implicitly restarted lanczos bidiagonalization methods. *SIAM Journal on Scientific Computing*, 27(1):19–42, 2005.
- [3] Alexander C Berg, Tamara L Berg, and Jitendra Malik. Shape matching and object recognition using low distortion correspondences. In *Computer Vision and Pattern Recognition, 2005. CVPR 2005. IEEE Computer Society Conference on*, volume 1, pages 26–33. IEEE, 2005.
- [4] M. Brand. Fast low-rank modifications of the thin singular value decomposition. *Linear algebra and its applications*, 415(1):20–30, 2006.
- [5] Terry Caelli and Serhiy Kosinov. An eigenspace projection clustering method for inexact graph matching. *Pattern Analysis and Machine Intelligence, IEEE Transactions on*, 26(4):515–519, 2004.
- [6] Minsu Cho, Jungmin Lee, and Kyoung Mu Lee. Feature correspondence and deformable object matching via agglomerative correspondence clustering. In *Computer Vision, 2009 IEEE 12th International Conference on*, pages 1280–1287. IEEE, 2009.

- [7] Minsu Cho and Kyoung Mu Lee. Progressive graph matching: Making a move of graphs via probabilistic voting. In *Computer Vision and Pattern Recognition (CVPR), 2012 IEEE Conference on*, pages 398–405. IEEE, 2012.
- [8] D. Conte, P. Foggia, C. Sansone, and M. Vento. Thirty years of graph matching in pattern recognition. *International journal of pattern recognition and artificial intelligence*, 18(03):265–298, 2004.
- [9] David L Davies and Donald W Bouldin. A cluster separation measure. *Pattern Analysis and Machine Intelligence, IEEE Transactions on*, (2):224–227, 1979.
- [10] R. O. Duda, P. E. Hart, and D. G. Stork. *Pattern classification*. John Wiley & Sons, 2012.
- [11] E. Elhamifar and R. Vidal. Sparse subspace clustering: Algorithm, theory, and applications. 2012.
- [12] M. Fiori, P. Sprechmann, J. Vogelstein, P. Mus, and G. Sapiro. Robust multimodal graph matching: Sparse coding meets graph matching. *Neural Information Processing Systems (NIPS) spotlight*, 2013.
- [13] D. E. Fishkind, D. Sussman, M. Tang, J. T. Vogelstein, and C. E. Priebe. Consistent adjacency-spectral partitioning for the stochastic block model when the model parameters are unknown. *Siam Journal on Matrix Analysis and Applications*, 31(1):23–39, 2013.
- [14] D.E. Fishkind, S. Adali, and C.E. Priebe. Seeded graph matching. *arXiv preprint arXiv:1209.0367*, 2012.
- [15] M. Frank and P. Wolfe. An algorithm for quadratic programming. *Naval research logistics quarterly*, 3(1-2):95–110, 1956.
- [16] M. R. Garey and D. S. Johnson. *Computers and intractability*, volume 174. Freeman New York, 1979.
- [17] W. R. Gray, J. A. Bogovic, J. T. Vogelstein, B. A. Landman, J. L. Prince, and R. J. Vogelstein. Magnetic resonance connectome automated pipeline: an overview. *Pulse, IEEE*, 3(2):42–48, 2012.
- [18] W. R. Gray and et al. Migraine: Mri graph reliability analysis and inference for connectomics. *GlobalSIP*, 2013.
- [19] Kostas Haris, Serafim N Efstratiadis, Nicos Maglaveras, Costas Pappas, John Gourassas, and George Louridas. Model-based morphological segmentation and labeling of coronary angiograms. *Medical Imaging, IEEE Transactions on*, 18(10):1003–1015, 1999.
- [20] J. A. Hartigan and M. A. Wong. Algorithm as 136: A k-means clustering algorithm. *Journal of the Royal Statistical Society. Series C (Applied Statistics)*, 28(1):100–108, 1979.
- [21] P. W. Holland, K. B. Laskey, and S. Leinhardt. Stochastic blockmodels: First steps. *Social networks*, 5(2):109–137, 1983.

- [22] David Knossow, Avinash Sharma, Diana Mateus, and Radu Horaud. Inexact matching of large and sparse graphs using laplacian eigenvectors. In *Graph-Based Representations in Pattern Recognition*, pages 144–153. Springer, 2009.
- [23] V. Lyzinski, D.E. Fishkind, and C.E. Priebe. Seeded graph matching for correlated Erdos-Renyi graphs. *Journal of Machine Learning Research*, (accepted), 2014.
- [24] V. Lyzinski, D. Sussman, M. Tang, A. Athreya, and C. E. Priebe. Perfect clustering for stochastic block model graphs via adjacency spectral embedding. *arXiv preprint*, 2013.
- [25] S. Sahni and T. Gonzalez. P-complete approximation problems. *Journal of the ACM (JACM)*, 23(3):555–565, 1976.
- [26] D. Sussman, M. Tang, D. E. Fishkind, and C. E. Priebe. A consistent adjacency spectral embedding for stochastic blockmodel graphs. *Journal of the American Statistical Association*, 107(499):1119–1128, 2012.
- [27] Shinji Umeyama. An eigendecomposition approach to weighted graph matching problems. *Pattern Analysis and Machine Intelligence, IEEE Transactions on*, 10(5):695–703, 1988.
- [28] J.T. Vogelstein, J.M. Conroy, L.J. Podrazik, S.G. Kratzer, E.T. Harley, D.E. Fishkind, R.J. Vogelstein, and C.E. Priebe. Large (Brain) Graph Matching via Fast Approximate Quadratic Programming. *arXiv preprint arXiv:1112.5507*, December 2011.
- [29] Y. J. Wang and G. Y. Wong. Stochastic blockmodels for directed graphs. *Journal of the American Statistical Association*, 82(397):8–19, 1987.
- [30] M. Zaslavskiy, F. Bach, and J-P Vert. A path following algorithm for the graph matching problem. *Pattern Analysis and Machine Intelligence, IEEE Transactions on*, 31(12):2227–2242, 2009.
- [31] Mikhail Zaslavskiy, Francis Bach, and Jean-Philippe Vert. Global alignment of protein–protein interaction networks by graph matching methods. *Bioinformatics*, 25(12):i259–1267, 2009.
- [32] Feng Zhou and Fernando De la Torre. Factorized graph matching. In *Computer Vision and Pattern Recognition (CVPR), 2012 IEEE Conference on*, pages 127–134. IEEE, 2012.
- [33] M. Zhu and A. Ghodsi. Automatic dimensionality selection from the scree plot via the use of profile likelihood. *Computational Statistics & Data Analysis*, 51(2):918–930, 2006.