

# Semantic Measures for the Comparison of Units of Language, Concepts or Entities from Text and Knowledge Base Analysis

A Comprehensive Survey and a Technical Introduction to Knowledge-based Measures Using Semantic Graph Analysis

*Sébastien Harispe*

*Sylvie Ranwez*

*Stefan Janaqi*

*Jacky Montmain*

*LGI2P/EMA Research Center, Parc scientifique  
G. Besse 30035 Nîmes Cedex 1, France*

[firstname.name@mines-ales.fr](mailto:firstname.name@mines-ales.fr)

## Abstract

Semantic measures are today widely used to estimate the strength of the semantic relationship between elements of various types: units of language (e.g., words, sentences), concepts or even entities (e.g., documents, genes, geographical locations). They play an important role for the comparison these elements according to semantic proxies, texts and knowledge models (e.g., ontologies), implicitly or formally supporting their meaning or describing their nature. Semantic measures are therefore essential for designing intelligent agents which will use semantic analysis to mimic human ability to compare *things*. This paper proposes a survey of the broad notion of semantic measure. This notion generalizes the well-known notions of semantic similarity, semantic relatedness and semantic distance, which have been extensively studied by various communities over the last decades (e.g., Cognitive Science, Linguistics, and Artificial Intelligence to mention a few). Definitions, practical applications, and the various approaches used for their definitions are presented. In addition, the evaluations of semantic measures, as well as, software solutions dedicated to their computation and analysis are introduced.

The general presentation of the large diversity of existing semantic measures is further completed by a detailed survey of measures based on knowledge bases analysis. In this study, we mainly focus on measures which rely on graph analyses, i.e. framed in the relational setting. They are of particular interest for numerous communities and have recently gained a lot of attention in research and application by taking advantage of several types of knowledge bases (e.g., ontologies, semantic graphs) to compare words, concepts, or entities.

## Table of Contents

1.	Introduction .....	4
1.1.	Semantic Measures in Action .....	5
1.1.1.	Natural Language Processing.....	6
1.1.2.	Knowledge Engineering, Semantic Web and Linked Data .....	6
1.1.3.	Biomedical Informatics & Bioinformatics .....	7
1.1.4.	Other Applications .....	8
1.2.	Organization .....	8
2.	General Notions and Definitions .....	10
2.1.	Semantic Measures: Generalities .....	10
2.1.1.	Semantic Measures - Definition.....	10
2.1.2.	Semantic Relatedness and Similarity .....	12
2.1.3.	The Diversity of Types of Semantic Measures .....	13
2.2.	Cognitive Models of Similarity .....	15
2.2.1.	Geometric Models .....	15
2.2.2.	Feature Models.....	16
2.3.	From Distance Metrics and Similarities to Semantic Measures .....	16
2.3.1.	Mathematical Definition and Properties of Distance and Similarity ....	17
2.3.2.	Flexibility of Semantic Measures Regarding Mathematical Properties	18
3.	A Classification of the Semantic Measures.....	21
3.1.	How to Classify Semantic Measures?.....	21
3.1.1.	The Type of Elements to Compare: Words, Concepts, Sentences.....	21
3.1.2.	The Semantic Proxies From Which the Semantics is Distilled .....	22
3.1.3.	The Canonical Forms Used to Represent Compared Elements .....	22
3.2.	Distributional Measures .....	22
3.2.1.	Geometric Approaches .....	24
3.2.2.	(Fuzzy) Set-based Approaches.....	24
3.2.3.	Probabilistic Approaches .....	24
3.2.4.	Capturing Deeper Co-occurrences .....	26
3.2.5.	Critics of Distributional Measures .....	27
3.3.	Knowledge-based Measures .....	27
3.3.1.	Measures Based on Graph Analysis .....	30
3.3.2.	Measures Relying on Logic-based Semantics .....	32
3.3.3.	Critics of Knowledge-based Measures .....	32
3.4.	Mixing Knowledge-based and Distributional Approaches .....	33
4.	Computation and Evaluation of Semantic Measures .....	34
4.1.	Software Solutions for Semantic Measures Computation.....	34
4.1.1.	Software Solutions Dedicated to Distributional Measures .....	34
4.1.2.	Software Solutions Dedicated to Knowledge-based Measures.....	35
4.2.	Protocols and Benchmark for Semantic Measures Evaluation.....	39
5.	Semantic Measures based on Graph Analysis.....	39
5.1.	Ontologies as Semantic Graphs .....	40
5.1.1.	Graph Model and Notations.....	40
5.1.2.	Data Preprocessing and Cleaning.....	43

5.2.	Type of Semantic Measures and Graph Properties .....	45
5.2.1.	Semantic Measures on Cyclic Semantic Graphs.....	45
5.2.2.	Semantic Measures on Acyclic Graphs .....	50
5.3.	Estimation of Concept Specificity .....	51
5.4.	Semantic Similarity Between Pairs of Concepts .....	55
5.4.1.	The Edge-based Approach.....	56
5.4.2.	The Node-based Approach .....	58
5.4.3.	The Hybrid Approach .....	59
5.1.	Semantic Similarity Between Groups of Concepts.....	63
5.1.1.	Direct Approach .....	63
5.1.2.	Indirect Approach.....	64
5.2.	Semantic Relatedness Between Two Instances .....	64
6.	Conclusions .....	69
	Contributions .....	70
	References .....	71
	Appendix .....	94
1.	Categorization of Contributions Related to Semantic Measures.....	94
2.	Semantic Measures for Text Segment Comparison.....	99
2.1.	Direct Approaches.....	99
2.2.	Indirect Approaches – Word-to-Word Aggregation .....	100
3.	Corpora of Texts Used for Distributional Approaches .....	100
4.	RDF Graph and Semantic Measures.....	100
5.	From Distance to Similarity and Vice-versa .....	102
5.1.	Similarity to distance.....	102
5.1.	Distance to Similarity.....	102

# 1. Introduction

*Semantic measures* are today widely used to estimate the strength of the semantic relationship between words, concepts or even entities according to information formally or implicitly supporting their meaning or describing their nature. Those measures aim at comparing both units of language (words, sentences...) or entities through the analysis of *semantic proxies* from which semantic evidences directly or indirectly characterizing their meaning/nature can be derived. The semantic likenesses of words or concepts are sometime better understood as the probability of a mental activation of one term/concept when another term/concept is discussed. Notice that the notion of semantic measure is not framed in the rigorous mathematical definition of *measure*. It must rather be understood as any theoretical tool or function enabling the comparison of elements, i.e. units of language, concepts or entities, according to semantic evidences. Semantic measures are therefore used to estimate the degree of semantic relatedness<sup>1</sup> of elements through a numerical value.

Two broad types of semantic proxies from which semantic measures rely can be distinguished. The first type corresponds to unstructured or semi-structured texts<sup>2</sup> (e.g., plain texts, dictionaries). These texts contain informal evidences of the semantic relationship(s) between units of language. Intuitively, the more two words are related semantically, the more frequently they will co-occur in text. For instance, the word *coffee* is more likely to co-occur with *sugar* than with *cat*, and most will agree that the pair of words *coffee/sugar* is more semantically coherent than the pair *coffee/cat* since it is common to drink coffee with sugar. It is therefore possible to use the assumption that words semantically related tend to co-occur to estimate the strength of the semantic relationship between two words. The second type of semantic proxy on which rely semantic measures is more general. It encompasses a large gradient of computer-readable and understandable resources, from structured vocabularies to formal knowledge bases. The difference with the first type of semantic proxy (i.e., texts) is its structured nature. Indeed, these semantic proxies explicitly model knowledge about the elements defined in the model. In our example related to *Coffee* and *Sugar*, a specific relationship will be explicitly defined between the concepts two concepts, e.g. *Coffee - can be drink with - Sugar*. Semantic measures based on such semantic proxies are based on the analysis of semantic graphs (e.g. thesaurus, taxonomies, lightweight ontologies), or even highly formal knowledge models such as ontologies based on (description) logic.

A large diversity of measures exists to estimate the similarity or distance/difference between specific data structures (e.g., vectors, matrices, graphs) and data types (e.g., numbers, strings, dates). The specificity of semantic measures relies in the consideration of semantic proxies to take into account of *the semantics* in the definition of the function which will be used to drive the comparison of elements. As an example, the measures used to compare two words according to their sequences of characters cannot be consid-

<sup>1</sup> The broad notion of semantic relatedness will be rigorously introduced later through the definition of semantic distance and similarity to cite a few.

<sup>2</sup> discourse is here considered as a text

ered as semantic measures – only the characters of the words and their ordering is taken into account, not their meaning. However, as we will see, the notion of semantic measures is sometimes difficult to distinguish from measures used to compare specific data structures. This fine line can be explained by the fact that some semantic measures compare elements which are represented, in order to be processed by computer algorithms, through canonical forms corresponding to specific data structures for which specific similarity measures have been defined. As an example, pure graph similarity measures can be used to compare entities semantically characterized through a semantic graph. In some cases, the semantics of the measure is therefore not captured by the measure. It's rather the process of mapping an element (e.g. word, concept) from a semantic space (text, knowledge model) to a specific data structure which makes the comparison semantically enhanced. This is however an interesting paradox, the definition of the rigorous semantics of the notion of semantic measure is hard to define – this is also one of the challenge this paper try to face.

From gene analysis to recommendation systems, semantic measures have recently found a broad field of applications and are today essential metrics to leverage data mining, data analysis, classification, knowledge extraction, textual processing or even information retrieval based on text corpora or formal knowledge models. Due to their essential roles in numerous treatments requiring the meaning of compared elements (i.e., semantics) to be taken into account, the study of semantic measures has always been an interdisciplinary effort. Psychology, Cognitive Science, Linguists, Natural Language Processing, Semantic Web, and Biomedical informatics are among the most active communities which contribute to semantic measure study. Due to this interdisciplinary nature of semantic measures, last decades have been very prolific in contributions related to the notion of semantic relatedness, semantic similarity, semantic distance, to mention a few. Let's focus on the large diversity of applications of semantic measures for now.

## 1.1. Semantic Measures in Action

Semantic measures are used to solve problems in a broad range of applications and usages. They enable to take advantage of the knowledge encompassed in unstructured/semi-structured texts corpora and formal knowledge models to compare *things*. They are therefore essential tools for the design of numerous algorithms and treatments in which semantics matters. Diverse practical applications which involve semantic measures are presented in this section. Three domains of applications are considered in particular: (i) Natural Language Processing, (ii) Knowledge Engineering/Semantic Web and Linked Data, and (iii) Bioinformatics. Supplementary applications related to Information Retrieval and Clustering are also briefly considered. The list of semantic measures' usages presented in this section is far from being exhaustive. Therefore, in addition to this list, an extensive classification of contributions related to semantic measures is proposed in appendix 1. This classification underlines the broad range of their applications and communities involved and can thus be used to gain more insight on their usages in numerous contexts.

### 1.1.1. Natural Language Processing

Linguists have, quite naturally, been among the first to study semantic measures in the aim of comparing units of language (e.g., words, sentences, paragraphs, documents). For instance, the estimation of words/concepts relatedness plays an important role to detect paraphrase identification, e.g., duplicate content and plagiarism (Fernando & Stevenson, 2008), to generate thesaurus or texts (Iordanskaja, Kittredge, & Polguere, 1991), to summarize texts (Kozima, 1993), to identify discourse structure and to design question answering systems (C. Wang, Kalyanpur, Fan, Boguraev, & Gondek, 2012). The effectiveness of semantic measures to resolve both syntactic and semantic ambiguity have also been demonstrate multiple times, e.g., (Patwardhan, Banerjee, & Pedersen, 2003; Resnik, 1999).

Comprehensive surveys relative to usages of semantic measures and technics for their design for Natural Language Processing treatments can be found in (Curran, 2004; S. M. Mohammad & Hirst, 2012).

### 1.1.2. Knowledge Engineering, Semantic Web and Linked Data

Communities associated to Knowledge Engineering, Semantic Web and Linked Data play an import role in the definition of methodologies and standards to formally express machine-understandable knowledge models. They extensively study the problematic associated to the expression of structured and controlled vocabularies and ontologies, i.e. formal and explicit specification of a shared conceptualisation defining a set of concepts, their relationships and axioms to model a domain<sup>3</sup> (T. Gruber, 1993). These models rely on structured knowledge in which the semantics of the concepts (classes) and relationships (properties) is rigorously and formally defined in an unambiguous way. Knowledge models are therefore proxies of choice to compare the concepts and instances they defined. The taxonomy of concepts, which is the backbone of most, if not all ontologies, is particularly useful to estimate the degree of likeness of concepts.

Semantic measures are essential to integrate heterogeneous models and more generally for data integration. They play an important role to find correspondences between ontologies (ontology alignment<sup>4</sup>), in which similar concepts defined in different ontologies must be found (Euzenat & Shvaiko, 2007). Semantic measures are also used for the task of instance matching, in the aim of finding duplicate instance definitions across data sources. Applications to provide inexact search capabilities on knowledge models have also been proposed (Kiefer, Bernstein, & Stocker, 2007). They have also been successfully applied for learning tasks using Semantic Web technologies (Claudia d'Amato, 2007)

<sup>3</sup> More about ontologies: (Fernandez-Lopez & Corcho, 2010; T. R. Gruber, 1995; Guarino, Oberle, & Staab, 2009)

<sup>4</sup> The reader interested to ontology alignment may also consider the related problematic of schema matching and mapping (Bellahsene, Bonifati, & Rahm, 2011). The classification of the elementary matching approaches proposed by (Euzenat & Shvaiko, 2007) is also an interesting starting point for a broad overview of the large diversity of measures and approaches proposed for alignment tasks.

and to take advantage of the Linked Data paradigm in the definition of recommendation systems (Harispe, Ranwez, Janaqi, & Montmain, 2013a; Passant, 2010).

### 1.1.3. Biomedical Informatics & Bioinformatics

A large number of semantic measures have been defined for biomedical or bioinformatics studies. Indeed, semantic measures have largely been adopted to take advantage of biomedical ontologies to study various types of entities (genes, proteins, drugs, diseases) semantically characterized through ontologies or controlled vocabularies<sup>5</sup>. In many cases, a set of conceptual annotations is associated to an entity, the semantic measures are therefore used to compare entities through the comparison of set of concepts. Survey relative to usages of semantic measures in the biomedical domain can be found in (Guzzi, Mina, Guerra, & Cannataro, 2012; Pedersen, Pakhomov, Patwardhan, & Chute, 2007; Pesquita, Faria, Falcão, Lord, & Couto, 2009).

The Gene Ontology (GO) (Ashburner et al., 2000) is the example of choice to highlight the large success encountered by ontology in biology<sup>6</sup>. Indeed, the GO is extensively used to annotate conceptually gene products on the basis of experimental observations or automatic inferences. These annotations enable to formally characterize gene products regarding their molecular functions, the biological processes they are involved in or even their cellular location. These annotations make possible the automatic comparisons of genes products not on the basis of particular gene properties (e.g. sequence, structural similarity, gene expression) but rather on the analysis of biological aspects formalized by the GO. Indeed, thanks to semantic measures which will compare genes through their conceptual annotations, genes can therefore be analysed by considering their representation in a multi-dimensional semantic space expressing our current understanding of particular aspects of biology. Thus, conceptual annotations bridge the gap between global knowledge of genes and fine-grained gene understanding. Semantic measures enable computers to take advantage of this knowledge to analyse genes and, for instance, to infer new knowledge about them.

Various studies have highlighted the relevance of semantic measures for assessing the functional similarity of genes (Z. Du, Li, Chen, Yu, & Wang, 2009; J. Z. Wang, Du, Payattakool, Yu, & Chen, 2007), building gene clusters (Sheehan, Quigley, Gaudin, & Dobson, 2008), validating and studying protein-protein interactions (T. Xu, Du, & Zhou, 2008), analysis gene expression (T. Xu, Gu, Zhou, & Du, 2009), evaluating gene set coherence (Diaz-Diaz & Aguilar-Ruiz, 2011) or recommending gene annotations (Couto et al., 2006), to mention a few. A survey focusing on semantic measures applied to the GO can be found in (Guzzi et al., 2012).

---

<sup>5</sup> Biology and biomedicine are heavy users of ontologies and controlled vocabularies, e.g. BioPortal, a portal dedicated to ontologies related to biology and the biomedical domain, references hundreds of biomedical ontologies (Whetzel et al., 2011).

<sup>6</sup> More than 11k citations between 2000 and 2013

#### 1.1.4. Other Applications

- *Information Retrieval*: semantic measures are used in the design of ontology-based information retrieval systems (Angelos Hliaoutakis & Varelakis, 2006; Saruladha, Aghila, & Raj, 2010a; Sy et al., 2012), they are also essential for query expansion and to go over syntactic search.
- *GeoInformatics* actively contributes to the study of semantic measures. As an example, semantic measures are used to compute the similarity between locations according to geographic features semantically characterized (Janowicz, Raubal, & Kuhn, 2011), e.g. estimating the semantic similarity of OpenStreetMap (OSM) tags defined in the OSM Semantic Network (Ballatore, Bertolotto, & Wilson, 2012). Interested reader of applications of semantic measures in GeoInformatics may also refer to the various references proposed in Appendix 1, e.g. (Akoka et al., 2005; Formica & Pourabbas, 2008; Janowicz, Raubal, Schwering, & Kuhn, 2008; M. A. Rodríguez, Cruz, Levashkin, & Egenhofer, 2005).

The list semantic measures' usages presented in this section is far from being exhaustive. An extensive classification of contributions related to semantic measures is proposed in appendix 1. This classification underlines the broad range of applications of semantic measures and can therefore be used to learn more about their usages in numerous contexts.

## 1.2. Organization

This paper proposes both a general introduction to semantic measures and a technical survey regarding a specific type of semantic based on knowledge model analysis. It is organized as follow.

Section 2 introduces general notions related to semantic measures. Several cognitive models defined to better understand human cognition regarding similarity are briefly presented. As we will see those cognitive model play an essential role in semantic measure design. Several mathematical notions are next formally introduced. They are required for semantic measures to be formally defined in mathematical terms, taking into consideration key mathematical contributions related to the notion of distance and similarity. In this section, the reader is also introduced to the commonly adopted terminology associated to semantic measures; notions of semantic similarity, dissimilarity, distance, relatedness, or even taxonomical distance are for instance defined.

Based on the introduction of the broad notion of semantic measures, section 3 presents a classification of the large diversity of strategies proposed for the definition of semantic measures. The proposed classification relies on the analysis of: (i) the type of compared elements (units of language concepts, entities conceptually characterized), (ii) the canonical form used to represent these elements and (iii) the semantic proxy which is used to extract the semantics associated to the compared elements, i.e., corpora of texts, knowledge models. Three families of measures are further distinguished; *distributional*



*measures* which mainly analyse word co-occurrence in texts, *knowledge-based measures* which take advantage of structured knowledge to extract the semantics on which the semantic measures rely and *hybrid measures* which take advantage of both, text corpora and knowledge models.

Section 0 is dedicated to the computation and evaluation of semantic measures. Dedicated software solutions for the computation and analysis are presented. We also discuss the protocols and methodologies commonly used to assess the accuracy and performance of measure in specific usage contexts.

Section 5 is dedicated to a technical and in-depth presentation of a specific type of semantic measures based on knowledge models. This section focuses on semantic measures based on graph analysis, a highly popular approach used to compare structured terms, concepts, group of concepts or even entities define in knowledge models such as ontologies or semantic graphs.

## 2. General Notions and Definitions

Semantic measures have been studied through various notions and not always in rigorous terms. Some definitions are even still subject to debate and not all communities involved in the study of semantic measures agree on the semantics carried by the terminology they use. Thus, the literature related to the topic manipulates notions of semantic similarity, relatedness, semantic distance, taxonomic distance and dissimilarity (I let your creativity speak); these notions deserve to be rigorously defined.

This section first introduces generalities related to semantic measures, a more precise definition of the notion is also proposed. The models of similarity commonly used in cognitive sciences are further presented. As we will see, they play an important role to understand the (diversity of) approaches adopted to design semantic measures. Several mathematical definitions and properties related to distance and similarity are next presented. These definitions will be used to distinguish mathematical properties of interest for the characterization and study of semantic measures.

### 2.1. Semantic Measures: Generalities

#### 2.1.1. Semantic Measures - Definition

The goal of semantic measures is easy to understand – they aim to capture the strength of the semantic interaction between elements (e.g., words, documents) regarding their meaning. Are the words *car* and *auto* more semantically related than *car* and *mountain*? Most people will agree to say yes. This has been proved in multiple experiments, inter-human agreement on semantic similarity ratings is high, e.g. (Miller & Charles, 1991; S. Pakhomov et al., 2010; Rubenstein & Goodenough, 1965). As an example, considering three benchmarks, (Schwartz & Gomez, 2011) observed 73% to 89% human inter-agreement between scores of semantic similarity associated to pairs of words. This appreciation of similarity is obviously subject to multiple factors such as our personal background. AS an example, elderly persons and teenagers will therefore probability not associate the same score of semantic similarity between the two concepts *Phone* and *Computer*<sup>7</sup>. However, most of the times, a consensus regarding the strength of the semantic link between elements can be reached - this is what makes the notion of semantic measures intuitive. In this context, the majority of semantic measures try to mimic our capacity to assess the degree of *similarity* between things according to semantic evidences. However, strictly speaking, semantic measures evaluate the strength of the semantic interactions between things according to a semantic proxy (texts, knowledge models), that's it. Therefore, not all measures aim at mimicking human appreciation of similarity. Indeed, in some cases, semantic measures' designers only aim to compare elements according to a semantic proxy, no matter if the results produced by the measure correlate with human appreciation of semantic similarity/relatedness. This is, for instance, often the case in the design of semantic measures based on knowledge model. The knowledge model can be

---

<sup>7</sup> Smartphone are today kinds of computers and very different from the first communication device patented in 1876 by Bell.

associated to our brain (knowledge representation) and the semantic measure can be associated to our capacity to take advantage of this knowledge representation to compare *things*. The important is therefore to be coherent according to the knowledge expressed in the semantic proxy considered. As an example, a measure based on a knowledge model built by experts of animals will not consider *Sloth* and *Monkey* as similar, even if most people think sloths are monkeys.

The capacity to estimate the similarity of things is essential in numerous treatments. It is indeed a key element to initiate the process of learning in which the capacity to recognize similar situations, for instance, helps us to build our experience, to activate mental traces, to make decisions, to innovate applying experience gained in previously solved problem to similar problems<sup>8</sup>. It is however hard to rigorously define the notion of semantic measures without rigorously defines the concepts of *Meaning* and *Semantics*.

Taking the risk to disappoint the reader, this section will not face the challenge of the demystification of the notion of meaning. As stressed in (Sahlgren, 2006) “*Some 2000 years of philosophical controversy should warn us to steer well clear of such pursuits*”. The reader can refer to the various theories proposed by linguists and philosophes. We only consider that we are dealing with the notion of semantic meaning proposed by linguists – how meaning is conveyed through signs or language. Regarding the notion of semantics, it can be defined as the meaning or interpretation of any lexical units, linguistic expressions or entities semantically characterized according to a specific context. As we will see, the notion of semantic measures encompassed a variety of mathematical tools which can be used to discuss the strength of the semantic links between compared elements.

**Definition:** *Semantic measures* are mathematical tools used to estimate the strength of the semantic relationship between words, concepts or even entities through a numerical description, according to information formally or implicitly supporting their meaning or describing their nature.

It is important to stress the diversity of the domain (in a mathematical sense) on which semantic measures can be used. They can be used to drive word-to-word, concept-to-concept, text-to-text or even entities-to-entities comparison. In this paper we will therefore, as much as possible, refer to any element of the domain of measures through the generic term *element*. For instance, an element can be a word, a concept, a text, an (abstract) entity semantically characterized in a knowledge model (e.g., gene products, ideas, locations, persons).

---

<sup>8</sup> The similarity is here associated to the notion of generalization and is measured in terms of probability of interstimulus-confusion errors (Nosofsky, 1992). A detailed introduction to the importance of the central notion of similarity for human-being can be found in (Goldstone & Son, 2004).

We formally define a semantic measure as a function:

$$\sigma_k: E_k \times E_k \rightarrow \mathbb{R}$$

With  $E_k$  the set of elements of type  $k$  and  $k \in K$ , the various type of elements which can be compared regarding their semantics, e.g.,  $K \subseteq \{\text{words, concepts, sentences, texts, web pages, instances annotated by concepts, ...}\}$ . This expression can be generalized to take into account the comparison of elements of different types. This could be interesting to evaluate entailment of texts or to compare words and concepts to mention a few. However, in this paper, we restrict our study to the comparison of pairs of elements of the same nature (which is already a vast subject of research). We stress that semantic measures must implicitly or explicitly take advantage of semantic evidences. As an example, as we said in the introduction, measures comparing words through their syntactic similarity cannot be considered as semantic measure; recall that semantics refers to evidence regarding the meaning of compared elements. The distinction between approaches that can be assimilated to semantic measures and the one that do not is sometime narrow; there is no clear border distinguishing non-semantics to semantics-augmented approaches but rather a gradient of approaches<sup>9</sup>. This interesting aspect of semantic measures will be discussed after the introduction of measures.

### 2.1.2. Semantic Relatedness and Similarity

Among the various notions related to semantic measures, this section defines the notions of semantic *relatedness* and *semantic similarity*. They are among the most used in the literature related to semantic measures. Several authors already distinguished them in several communities, e.g., (Pedersen et al., 2007; Resnik, 1999), based on these existing works, we propose the following definitions.

**Definition:** the *Semantic relatedness* is the strength of the semantic interactions linking two elements without restriction regarding the type of semantic links considered. As an example, it will be commonly admitted that *computer* and *keyboard* are more semantically related than *keyboard* and *car*.

**Definition:** The notion of *Semantic similarity* specialises the notion of semantic relatedness by only considering taxonomical relationships in the evaluation of the semantic strength between two elements. In other words, elements are compared regarding the properties they share and the properties which are specific to them.

As an example, the concepts *Tea* and *Cup* are highly related despite the fact that they are not similar. The concept *Tea* refers to a *Drink* and *Cup* refers to a *Vessel*. The concepts *Tea* and *Vessel* therefore only share few of their constitutive properties. The simi-

---

<sup>9</sup> Some explanations can be found in the difficulty to clearly characterize the notion of meaning. For instance, someone can say that measures used to evaluate syntactic distance between words, such as edit distances, capture semantic evidences regarding the meaning of words. Indeed, the list of characters associated to a word derives from its etymology and is sometimes related to its meaning, e.g. words created through morphology derivation such as *set* from *subset*.

larity can also be understood in term of substitution, i.e. evaluating the implication to substitute the compared elements: *Tea* by *Coffee* or *Tea* by *Cup*.

In some specific cases, communities such as Linguists, will consider a more complex definition of the notion of semantic similarity of words. Indeed, word-to-word semantic similarity is sometimes evaluated not only considering (near-)synonymy or the lexical relations, which can be considered as equivalent to the taxonomical relationships for words, e.g., hyponymy and hypernymy or even troponymy for verbs. Some linguists also consider that the estimation of the semantic similarity of two words must also take into account other lexical relationships such as antonymy (S. M. Mohammad & Hirst, 2012). In other cases, the notion of semantic similarity refers to the approach used to compare the elements, not the semantics associated to the results of the measure. As an example, designer of semantic measures relying on knowledge models sometimes use the term semantic similarity to denote measures based on restrictions of semantic relatedness only considering meronymy, i.e., partial ordering of concepts defined by *part-whole* relationships. The semantics associated to scores of relatedness computed from such restriction cannot be defined as semantic similarity. Nevertheless, technically speaking, as we will see, most approaches defined to compute semantic similarities based on knowledge models can be used on any restriction of semantic relatedness considering a type of relationship which is transitive<sup>10</sup>, reflexive<sup>11</sup> and antisymmetric<sup>12</sup> (e.g., part-whole relationships). For the sake of clarity, we consider that only taxonomical relationships are used to estimate the semantic similarity of compared elements.

Older contributions relative to semantic measures do not stress the difference between the notions of similarity and relatedness. The reader must understand that they sometimes introduce similarity measures which estimate semantic relatedness and *vice versa*. In addition, despite the fact that the distinction between the two notions is today commonly admitted by most communities, it is therefore still common to observe improper use of both notions.

A large terminology refers to the notion of semantic measures and contributions related to the often refer to the notions of semantic distance, closeness, nearness or taxonomical distance. The following subsection proposes to clarify the semantics associated to the terminology commonly used in the literature.

### 2.1.3. The Diversity of Types of Semantic Measures

We have so far introduced the broad notion of semantic measures. We also distinguish the measures used to capture semantic relatedness and semantic similarity, a specific type of relatedness only considering taxonomical evidences. A large terminology has been used in the literature to refer to the notion of semantic measure. We define the meaning of all the terms in use (the list may not be exhaustive):

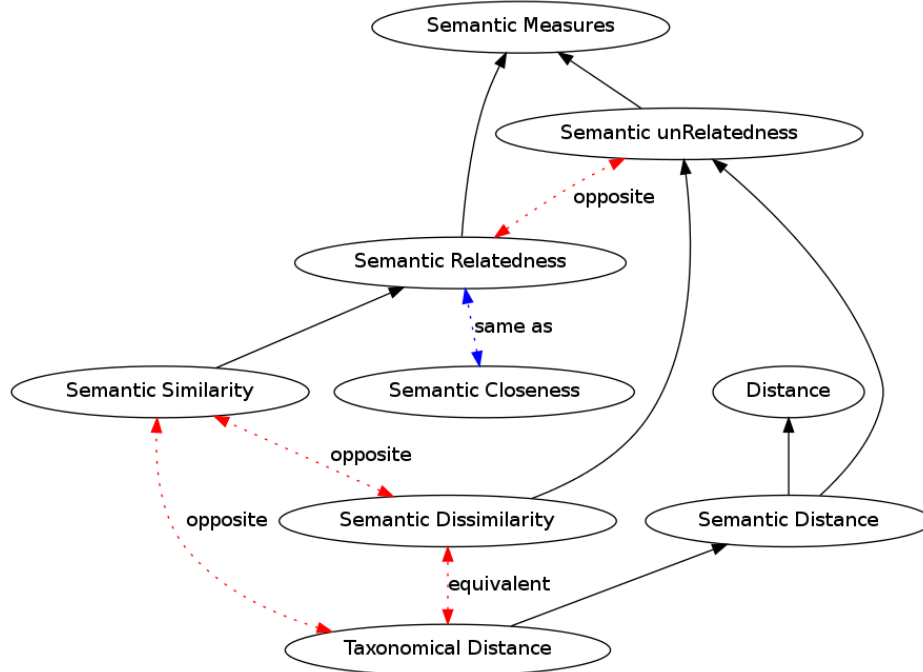
<sup>10</sup> a binary relation  $R$  over a set  $X$  is transitive if, with  $a, b$  and  $c$  elements of  $X$ , whenever  $R(a,b)$ , and  $R(b,c)$ , implies  $R(a,c)$ .

<sup>11</sup> A binary relation  $R$  on a set  $X$  is reflexive if  $R(a, a)$  holds for any  $a$  in  $X$ .

<sup>12</sup> A binary relation  $R$  on a set  $X$  is antisymmetric if for  $a$  and  $b$  in  $X$ ,  $R(a,b)$  and  $R(b,a)$ , implies that  $a = b$ .

- *Semantic relatedness*, sometimes called *closeness* or *nearness*, refers to the notion introduced above.
- *Semantic similarity* has also already been defined. In some cases, the term *taxonomical semantic similarity* is used to stress that only taxonomical relationships are used to estimate the similarity.
- *Semantic distance*: Considered as the inverse of the semantic relatedness, all semantic interactions between the compared elements are considered. Those measures respect (most of the time) the mathematical properties of distances. The properties will be introduced in subsection 2.3.1. Distance is also sometimes denoted *farness*.
- *Dissimilarity* is understood as the opposite of semantic similarity
- *Taxonomical distance* also corresponds to the semantics associated to the notion of dissimilarity. However, those measures are expected to respect the properties of distances.

Figure 1 presents a semantic network in which the various notions related to semantic measures are structured through semantic relationships. Most of the time, the notion considered as opposite of semantic relatedness is denoted as semantic distance, without regard if the measure respects the mathematical properties characterizing a distance. Therefore, we introduce the term *semantic unrelatedness* to denote the set of measures which are opposite to the notion of semantic relatedness, without necessary respecting the properties of a distance. This is, to our knowledge, a notion which has never been used in the literature.



**Figure 1** Semantic graph defining the semantic relationships between the various types of semantic measures defined in the literature. Black (plain) relationships correspond to

taxonomical relationships (i.e. is-a, subclass-of), opposite and equivalent refer to the semantic interpretation associated to the score of the measure, e.g., semantic similarity and dissimilarity measure have opposite semantic interpretations.

## 2.2. Cognitive Models of Similarity

In this subsection, we briefly introduce the two main models proposed by cognitive science to study and explain the broad notion of similarity<sup>13</sup>. Those models aim to study the way human evaluate the similarity of two mental representations according to some kind of psychological space. They are therefore based on assumptions regarding the knowledge representation from which the similarity will be estimated. The introduction of these models will be particularly useful to understand the foundations of some approaches adopted for the definition of semantic measures.

Cognitive models of similarity are commonly organized in four different approaches; geometric, feature-based, alignment-based and transformational. In this section, we focus on the geometric and feature-based models. A more detailed introduction of the several models of similarity can be found in (Goldstone & Son, 2004) and (Schwering, 2008).

### 2.2.1. Geometric Models

The Geometric models or spatial models, rely on one of the most influential theory of similarity in cognitive science. They are based on the notion of psychological distance and consider elements (here perceptual effects of stimuli or concepts for instance) as points in a multidimensional space (metric space). The similarity is considered as a function of the distance between the mental representations of the compared elements. The Euclidian distance is considered most of the time. An example of such a geometric model have been proposed by (Shepard, 1962) in which mental distance are modelled through the MultiDimensional Scaling (MDS) approach. MDS can be used to derivate the geometric model (space) from data and to obtain elements as points in the multidimensional space. The dimensions and locations of the point in the space are distinguished according, for instance, to known similarity scores. In some cases, each dimension can be seen as a specific property characterizing the stimuli. The similarity is assumed to be inversely related to the distance which separates the perceptual representations of the compared stimuli (Ashby & Perrin, 1988). A large number of geometric models have been proposed and they are among the most popular in cognitive science. As an example, the famous law of generalization (Shepard, 1987), which defines the similarity<sup>14</sup> between two stimuli as an exponentially decaying function of their distance, relies on this approach.

However, despite their intuitive nature and large adoptions, geometric models have been subject to intense criticisms due to the constraint defined by the distance axioms. Indeed, several empirical analysis have questioned the validity of the geometric framework (i.e., both the model and the notion of psychological distance), by underlying incon-

<sup>13</sup> We do not focus on semantic similarity, the notion of similarity must be understood in a broad sense, i.e. similarity of objects, stimuli.

<sup>14</sup> The similarity between two stimuli is here understood as the probability that a response to a stimulus will be generalized to the other (Shepard, 1987). With  $s(A, B)$  the similarity between two stimuli  $A, B$  and  $d(A, B)$  their distance, we have  $s(A, B) = e^{-d(A, B)}$ .

sistencies with human appreciation of similarity, i.e., violation of the symmetry, triangle inequality and identity of the indiscernibles (Tversky & Gati, 1982; Tversky, 1977)<sup>15</sup>.

### 2.2.2. Feature Models

This approach, introduced by Tversky to answer the limitation of the geometric models (Tversky, 1977), proposes to characterize stimuli through set of features<sup>16</sup>. Feature models evaluate the similarity of two stimuli according to feature-matching functions distinguishing their common and distinct features. The contrast model ( $Sim_{CM}$ ) and the ratio model ( $Sim_{RM}$ ) have initially been proposed by Tversky to compare two objects  $u$  and  $v$  represented through sets of features  $U$  and  $V$ ,

$$Sim_{CM}(u, v) = \gamma f(U \cap V) - \alpha f(U \setminus V) - \beta f(V \setminus U)$$

$$Sim_{RM}(u, v) = \frac{f(U \cap V)}{\alpha f(U \setminus V) + \beta f(V \setminus U) + f(U \cap V)}$$

The symmetry of measures the measures produced by the two models can be tuned according to the  $\alpha$  and  $\beta$  parameters.

## 2.3. From Distance Metrics and Similarities to Semantic Measures

Are semantic measures mathematical measures? What are the specific properties of a distance or a similarity measures? Do semantic similarity measures correspond to similarity measures in the way mathematicians understand them? As we have seen in section 2.1, contributions related to semantic measures most of the time do not rely on formal definitions of the notion of measures, distance or even. Indeed, generally, contribution related to semantic measures rely on the commonly admitted and intuitive expectations regarding those notions, e.g. similarity (resp. distance) must be higher (resp. lower) the more (resp. less) the two compared elements share commonness<sup>17</sup>. However, the notions of measures and distance have been rigorously defined in mathematics through specific axioms and properties. Several contributions rely on these axiomatic definitions and interesting results have been demonstrated according to them. This section briefly introduces the mathematical background relative to the notions of distance and similarity. It will help us to rigorously define and better characterize semantic measures in mathematical terms; this is a prerequisite to clarify the fuzzy terminology commonly used in studies related to semantic measures.

<sup>15</sup> Note that recent contributions propose to answer these inconsistencies by generalizing the classical geometric framework through quantum probability. Compared objects are represented in a quantum model in which they are not seen as points or distributions of points, but entire subspaces of potentially very high dimensionality (Pothos, Bussemeyer, & Trueblood, 2013).

<sup>16</sup> “describe any property, characteristic, or aspect of objects that are relevant to the task under study” (Tversky & Gati, 1982)

<sup>17</sup> The works of (Blanchard et al., 2008; Claudia d’Amato, 2007) are among the exceptions.



For more information on the definition of distance and similarity, the reader can refer to (i) the seminal work of (Deza & Deza, 2009) – Encyclopedia of Distances, (ii) the work of (Hagedoorn & others, 2000) – chapter 2, a theory of similarity measures, and (iii) the definitions proposed by (Claudia d’Amato, 2007). Most of the definitions proposed in this section have been formulated based on these contributions. However, contrary to the definition presented in these definitions, we distinguish the semantics of the various measures according to the terminology introduced in section 2.1.

### 2.3.1. Mathematical Definition and Properties of Distance and Similarity

**Definition Distance:** considering  $X$  as a set, we call a function  $d: X \times X \rightarrow \mathbb{R}^+$  a distance on  $X$  if, for all  $x, y \in X$ , the function is:

- Non-negative  $d(x, y) \geq 0$
- Symmetric  $d(x, y) = d(y, x)$
- Reflexive  $d(x, x) = 0$

To be considered as a *distance metric*, i.e. a distance in a metric space, the distance must additionally respect two properties:

- The *identity of indiscernibles* also known as strictness property, minimality or self-identity, that is  $d(x, y) = 0$  if and only if  $x = y$ .
- The *triangle inequality*, the distance between two points must be the shortest distance along any path, i.e.  $d(x, y) \leq d(x, z) + d(z, y)$ .

**Definition Metric space:** A metric space  $(X, d)$  is a set  $X$  equipped with a distance  $d$ .

**Definition Pseudometric space:** A pseudometric space  $(X, d)$  is a set  $X$  equipped with a non-negative real-valued function  $d$  which is reflexive, symmetric and respect the triangle inequality. In comparison to a metric space the function  $d$  may not respect the identity of the indiscernibles.

Contrary to the notion of distance, there is no axiomatic definition of similarity that sets the standard in mathematics. The notion of similarity appears in different fields of mathematics, e.g. figures with the same shape are denoted similar (in geometry), matrices with the same eigenvalues... Nevertheless, some formal definition have been proposed, e.g., (Deza & Deza, 2009; Hagedoorn & others, 2000):

**Definition Similarity:** considering  $X$  as a set, we call a function  $s: X \times X \rightarrow \mathbb{R}$  a similarity on  $X$  if, for all  $x, y \in X$ ,  $s$  is a non-negative symmetric function for which  $s(x, y) < s(x, x)$  holds.

The property  $s(x, y) < s(x, x)$  can, in some sense, be considered as the twin of the triangle inequality for similarity, we refer to it through the term *integrality*. In addition, the

property of the identity of indiscernibles can also be defined for similarity measures: the maximal similarity is reached only when an element is compared to itself.

**Definition Normalized function:** Any function  $f$  on  $D$  with value in  $\mathbb{R}$  (e.g. similarity, distance) is said to be normalized if:  $\forall x, y \in D : 0 \leq f(x, y) \leq 1$ . Note that contrary to other authors, e.g., (Claudia d’Amato, 2007), we distinguish the property of normalization to the identity of indiscernibles. This will enable us to further characterize measures.

Notice that a similarity  $s$  (bounded by 1) can be transformed to a distance  $d$  considering multiple approaches (Deza & Deza, 2009). A distance can also be converted to a similarity. Some of the approaches used for the transformations are presented in appendix 5.

As we have seen, distance and similarity measures are formally defined in mathematics as functions with specific properties. From a mathematical point of view, those properties ensure the completeness of the measure. They are extensively used to demonstrate results and develop proves. However, the benefits to fulfill some of these properties, e.g., *triangle inequality* for distance, have been subject to debate among researchers. As an example, (A. K. Jain, Murty, & Flynn, 1999) discuss the relevance of the triangle inequality.

A large number of properties not presented in this section have been distinguished to further characterize distance metrics or similarity functions, e.g. (Deza & Deza, 2009). Those properties are important as specific theoretical proves require studied functions to fulfill particular properties. However, as we have seen, the definition of semantic measures proposed in the literature is not framed in the mathematical axiomatic definitions of distance or similarity. In some case, such a distortion among the terminology creates difficulties to bridge the gap between the various communities. As an example, in the encyclopedia of distances, (Deza & Deza, 2009) do not distinguish the notions of distance and dissimilarity, which is the case in the literature related to semantic measures. In this context, the following section defines the terminology commonly adopted in the study of semantic measures, with regard to the mathematical properties already introduced.

### 2.3.2. Flexibility of Semantic Measures Regarding Mathematical Properties

Notice that we didn’t introduced the precise and technical mathematical definition of a *measure* proposed by measure theory. This can be disturbing considering that this paper extensively refers to the notion of semantic measures. The notion of measure we use is indeed not framed in the rigorous mathematical definition of the mathematical concept of *measure*. It refers to any “*measuring instruments*” which can be used to “*assess the importance, effect, or value of (something)*” (Oxford dictionary 2013) – in our case, any

functions answering the definitions of semantic distance/relatedness/similarity... proposed in section 2.1.

Various communities have used the concepts of similarity or distance without considering the rigorous axiomatic definitions proposed in mathematics but rather using their broad intuitive meanings<sup>18</sup>. To be in accordance with most of the contributions related to semantic measures, and to ease the reading of this paper, we will not consider the mathematical definitions of distance and similarity.

The literature related to semantic measures, generally refers to a semantic distance as any non-negative function, designed to capture the inverse of the strength of the semantic interactions linking two elements. Such functions must respect: the higher the strength of the semantic interactions between two elements is, the lower their distance. The axiomatic definition of a distance (metric) may not be respected. A semantic distance is most the time what we define as a function estimating *semantic unrelatedness* (please refer to the organization of the measures proposed in section 2.1.3). However, to be in accordance with the literature, we will use the term semantic distance to refer to any function designed to capture semantic unrelatedness. We will explicitly precise that the function respects (or not) the axiomatic definition of a distance (metric) when required.

Semantic relatedness measures are functions which are associated to an opposite semantics to the one associated to semantic unrelatedness: the higher is the strength of the semantic interactions between two elements is, the higher the function will estimate their semantic relatedness.

In this paper, the terminology we use (distance, relatedness, similarity), refers to the definitions presented in sections 2.1.2 and 2.1.3. To be clear, the terminology refers to the semantics of the functions, not their mathematical properties. However, we further consider that semantic measures must be characterized through mathematical properties. Table 1 and Table 2 summarize some of the properties which can be used to formally characterize any function designed in order to capture the intuitive notions of semantic distance and relatedness/similarity. These properties will be used to characterize most of the semantic measures we will consider. As we will see in the next sections, those properties will be essential to further understand the semantics associated to the measures and to distinguish semantic measures which are adapted to a specific contexts and usages.

---

<sup>18</sup> As we have seen, researchers in cognitive sciences have demonstrated that human expectations regarding (semantic) distance challenges the mathematical axiomatic definition of distance. Thus, the communities involved in the definition of semantic measures mainly consider a common vision of those notions without always clearly defining their mathematical properties.

Properties	Definitions
Non-negative	$d(x, y) \geq \min(d)$
Symmetric	$d(x, y) = d(y, x)$
Reflexive	$d(x, x) = \min(d)$
Normalized	$0 \leq d(x, y) \leq 1$ , i.e. $\min(d) = 0$ and $\max(d) = 1$
identity of indiscernibles	$d(x, y) = \min(d)$ if and only if $x = y$
Triangle inequality	$d(x, y) \leq d(x, z) + d(z, y)$

**Table 1:** Properties which can be used to characterize any function which aims to estimate the notion of distance between two elements. With **min(d)** the minimal value of the function **d** and **max(d)** its maximal value.

Properties	Definitions
Non-negative	$s(x, y) \geq \min(s)$
Symmetric	$s(x, y) = s(y, x)$
Reflexive	$s(x, x) = \max(s)$
Normalized	$0 \leq s(x, y) \leq 1$ i.e. $\min(s) = 0$ and $\max(s) = 1$
identity of indiscernibles	$s(x, y) = \max(s)$ if and only if $x = y$
Integrity	$s(x, y) < s(x, x)$

**Table 2:** Properties which can be used to characterize any function which aims to estimate the notion of similarity/relatedness between two elements. With **min(s)** the minimal value of the function **s** and **max(s)** its maximal value.

### 3. A Classification of the Semantic Measures

We have seen that various mathematical properties can be used to characterize technical aspects of semantic measures. This section distinguishes the other general aspects which may be interesting to consider. They will be used to introduce the large diversity of approaches proposed in the literature to design semantic measures. We first present some of the general aspects of the semantic measures which can be relevant for their classification. We next introduce the two general classes of measures.

#### 3.1. How to Classify Semantic Measures?

The classification of semantic measures can be made according to several aspects, we propose to discuss three of them:

- The type of pair of elements the measures aim to compare
- The semantic proxies used to extract the semantics required by the measure
- The canonical form adopted to represent the element and to handle it.

##### 3.1.1. The Type of Elements to Compare: Words, Concepts, Sentences...

Semantic measures can be used to compare various types of elements:

- Units of language: words, sentences, paragraphs, documents
- Concepts, groups of concepts
- Entities semantically characterized.

We considered the notion of concept through a broad sense, i.e. classes of instances which can be of any kind (abstract/concrete, elementary/composite, real/fictive) (Smith, 2004). We also consider that a concept can also be represented through a synset, i.e., group of data elements considered semantically equivalent, and can therefore be represented as any set of words referring to the same concept (e.g. dog, *Canis lupus familiaris*). Note that we use both concept and class interchangeably. However, we will favour the use of the term *concept*, and use the term *class* when required related literature use it, e.g. RDF specification refers to the term class<sup>19</sup>.

The notion of entities semantically characterized encompasses several situations in which an object is described through information from which semantic analyses can be performed. A semantic characterization could be the RDF description of the corresponding entity, a set of conceptual annotations associated to it, a set of tags, or even a sub-graph of an ontology, to mention a few. Note that we use both entity and instance interchangeably.

---

<sup>19</sup> RDF - Resource Description Framework. The introduction of RDF, RDFS and OWL as languages to express knowledge model is considered out-of-the-scope of this paper. Please refer to the official documentation proposed by the W3C. The book of (Hitzler, Krotzsch, & Rudolph, 2011) proposes an easy-to-read introduction to semantic web technologies.

Semantic measures can therefore be classified according to the type of elements they aim to compare.

### 3.1.2. The Semantic Proxies From Which the Semantics is Distilled

A semantic proxy is considered as any source of information from which the semantics of the compared elements, which will be used by the semantic measure, will be extracted. Two broad types of semantic proxy can be distinguished:

- Unstructured or semi-structured texts: Text corpora, controlled vocabularies
- Structured: thesaurus, structured vocabularies, ontologies

### 3.1.3. The Canonical Forms Used to Represent Compared Elements

The canonical form, i.e. representation, adopted to process a specific element can also be used to distinguish the measures used to compare a specific type of elements. Since the representation adopted to process an element corresponds to a specific reduction of the element, the degree of granularity with which the element is represented may highly vary depend on it. The selected canonical form is of major importance since it influences the semantics associated to the score produced by a measure, that is to say, how a score must be understood. This particular aspect is essential when inferences must be driven from the scores produced by semantic measures.

A specific semantic measure must be used to process a given type of element represented through a specific type of canonical form.

## 3.2. Distributional Measures

\* *Semantic Proxy*: unstructured/semi-structured texts.

\* *Type of elements compared*: units of language, i.e., words, sentences, paragraphs, documents

Distributional measures enable the comparison of semantic units through the analysis of unstructured texts. They are mainly used to compare words, sentences or even documents studying the repartition of words in texts (number of occurrences, location in texts). An introduction to this type of measures for the comparison of pair of words can be found in (Curran, 2004; S. M. Mohammad & Hirst, 2012).

Several contributions have been proposed to tackle the comparison of pairs of sentences or documents (text-to-text measures). Some of these measures derive from word-to-word semantic measures, other rely on specific strategies based on lexical/ngram overlap analysis, Latent Semantic Analysis extensions (Lintean, Moldovan, Rus, & McNamara,

2010), or even topic model using Latent Dirichlet Allocation (Blei, Ng, & Jordan, 2003). Text-to-text semantic measures are not presented in this section; we here focus on the distributional measures which can be used to compare the semantics of two words regarding a collection of texts. Additional information and pointers regarding text-to-text measures are provided in appendix 2.

Distributional measures rely on the *distributional hypothesis* which considers that words occurring in similar *contexts* tend to be semantically close (Harris, 1981). This hypothesis is one of the main tenets of statistical semantics. It was made popular through the idea of (Firth, 1957): “*a word is characterized by the company it keeps*”<sup>20</sup>. Considering that the context associated to a word can be characterized by the words surrounding it, the distributional hypothesis stated that words with similar contexts, i.e., often surrounded by the same words, are likely to be semantically similar as similar things are being said about them (S. M. Mohammad & Hirst, 2012). It is therefore possible to build a distributional profile of a word according to the contexts in which it occurs.

A word is classically represented through the vector space representation: a geometric metaphor of meaning in which a word is represented as a point in a multidimensional space modelling the diversity of the vocabulary in use (Sahlgren, 2006). This model is used to characterize words through their distributional properties in a specific corpus of texts<sup>21</sup>. To this end, words are generally represented through a matrix of co-occurrence – it can either be a word-word matrix or more generally a word-context matrix in which the context is any lexical unit (sentence, a paragraph, surrounding words or even documents). Such a characterization of a word regarding a specific corpus, sometimes denoted as *word space model* (Sahlgren, 2006), is analogue to the vector-space-model widely known in Information Retrieval (Salton & McGill, 1986).

Generally, the design of a semantic measure between words corresponds to the definition of a function which will assess the similarity of two context vectors. The various distributional measures are therefore mainly distinguished by the:

- *Type of context* used to build the co-occurrence matrix
- *Frequency weighting* (optional). The function used to transform the raw counts associated to each context in order to incorporate frequency and informativeness of the context. (Curran, 2004)
- *Dimension reduction technique* (optional) used to reduce the co-occurrence matrix. This aspect defines the type of co-occurrence which is taken into account (e.g. first order, second order).
- *Vector measure* used to assess the similarity/distance of the vectors which represent the words. In some cases, vectors are regarded as (fuzzy) sets.

---

<sup>20</sup> Also implicitly discussed in (Weaver, 1955) originally written in 1949 (source: wiki of the Association for Computational Linguistics <http://aclweb.org/aclwiki> accessed 09/13)

<sup>21</sup> According to (Sahlgren, 2006), numerous limitations in the design of semantic measures to compare words are a consequence of the distributional methodology adopted as a discovery procedure.

Several distributional measures have been proposed. Here, we only briefly introduce the three main types of approaches; *Geometric*, which evaluate the relative positions of the two words in the semantic space defined by the context vectors, and the *Set-based* and *Probabilistic* approaches which are based on the analysis of the overlap of the contexts in which the words occurs, e.g. (Ruge, 1992).

### 3.2.1. Geometric Approaches

The geometric approaches are based on the assumption that compared elements are defined in a semantic space corresponding to the intuitive geometric model of similarity proposed by Cognitive Psychology (see section 2.2). They consider a word as a point in a multidimensional space representing the diversity of the vocabulary in use. Two words are therefore compared regarding their location in this multidimensional space. The dimensions considered to represent the semantic space are defined by the context used to build the co-occurrence matrix. Words are represented through their corresponding vector in the matrix and are therefore compared through measures used to assess the similarity/difference between vectors. Among the most used, we can distinguish:

- Scalar product or measure from the  $L_p$  Minkowsky family– L1 Manhattan distance, L2 Euclidian distance
- Cosine, regarding the cosine of the angle between the vectors of the compared words (the smaller is the angle, the stronger the likeness will be considered).

### 3.2.2. (Fuzzy) Set-based Approaches

Words are compared regarding the number of contexts in which they occur, which are common and different (Curran, 2004). In this context, classical set-based measures can be used (e.g., Dice, Jaccard). Extensions have also been proposed in order to take into account a weighting scheme through fuzzy sets, e.g. (Grefenstette, 1994). Set-based measures relying on information theory metrics have also been proposed, they are introduced in the following subsection which presents approaches based on probabilistic approaches.

### 3.2.3. Probabilistic Approaches

The distributional hypothesis enables to express the semantic relatedness of words in term of their co-occurrence, i.e. regarding both, the contexts in which both words appear and the contexts in which the two words co-occur. These two evidences can intuitively be used to estimate the strength of association between the two words. This strength of association can also be seen as the mutual information of two words. The mutual information can be expressed regarding the probability the two words occur in the corpus, as well as the probability the two words co-occur in the same context. Once again a large diversity



of measures have been proposed, only those which are frequently used (Dagan, Lee, & Pereira, 1999; S. Mohammad & Hirst, 2012) are considered:

- *Maximum likelihood estimate* (MLE).
- *Pointwise Mutual Information* (PMI) (Fano, 1961). The PMI was first adapted for the comparison of words by (Church & Hanks, 1990). It is based on the analysis of the number of co-occurrences and individual occurrences of words, e.g. in paragraphs or sentences – example of uses are discussed in (Lemaire & Denhière, 2008; S. M. Mohammad & Hirst, 2012). To overcome the fact that PMI is biased towards infrequent words, various adaptations and correction factors have been proposed (S. Mohammad & Hirst, 2012; Pantel & Lin, 2002). Other related measures are Mutual Information and the Lexicographers Mutual Information, to mention a few.
- *Confusion probability*.

The vectors obtained from the co-occurrence matrix can also be seen as distribution functions corresponding to distribution profiles. Notice that these vectors can also correspond to vectors of strength of association if one of the metrics presented above have been used to convert the initial co-occurrence matrix. As an example, the initial co-occurrence vectors can be seen as mutual information vectors if the co-occurrence matrix have been modified using the PMI. In both cases, the comparison relies on the comparison of two distribution functions/vectors. Therefore, despite their conceptual difference, the probabilistic approaches rely in some cases on the mathematical tools used for the geometrical approach. The functions commonly used are:

- *Kullback-Leibler divergence* (information gain or relative entropy) is a classic measure used to compare two probability distributions and is often characterized as the information lost when a probability distribution is approximated by another (Cover & Thomas, 2012).
- *Jensen-Shannon divergence*. Function which also measures the similarity between two probability distributions. It is based on the Kullback-Leibler divergence with the difference that it is symmetric and always produces a finite value.
- *Skew Divergence* (L. Lee, n.d.), denoted  $\alpha$  SD,  $\alpha$  stands for asymmetrical.
- Measure defined for the geometric approach can also be used: L-Norm, cosine

An excerpt of the similarity functions which can be used to compare probability distributions can be found in (Pantel & Lin, 2002), a comprehensive survey presenting a large collection of measure is also proposed in (Cha, 2007)<sup>22</sup>.

Several combinations can therefore be used to mix both the strength of association (weighting scheme, e.g., PMI) and the measures used to compare the probability func-

---

<sup>22</sup> An interesting correlation analysis is also provided.

tions/vectors. Fuzzy Metrics can also be used to compare words according to their strength of association, refer to (S. Mohammad & Hirst, 2012) for detailed examples.

### 3.2.4. Capturing Deeper Co-occurrences

The probabilistic approach presented so far can be used to estimate the similarity of words regarding their *first order co-occurrence*, i.e. similarity is assessed regarding if the two words must occur in the same context. However, a strong limitation of first co-occurrence studies is that similar words may not co-occur. As an example, some studies of large corpus have for example observed that *road* and *street* almost never co-occurs, although they can be considered as synonyms in most cases (Lemaire & Denhière, 2008). Specific technics have therefore been proposed to highlight deeper relationships between words, e.g. second-co-occurrences. Those technics will transform the co-occurrence matrix to enable evidences of deeper co-occurrence to be capture. The measures presented to compare words through the vector space model (see above) will be used after the matrix transformation.

Statistical analysis can be adopted to distinguish valuable pattern in order to highlight deeper co-cocurence between words. These patterns in the relationships between words can be identified using several techniques, among them we distinguish:

- Latent semantic analysis (LSA)
- Hyperspace Analogue to Language (HLA)
- Syntax or dependency-based model
- Random indexing...

Latent Semantic Analysis/Indexing (LSA) use singular value decomposition SVD (T. K. Landauer, Foltz, & Laham, 1998) to capture the relationship between two words occurring with a third one (but not necessarily occurring together). To this end, the co-occurrence matrix is reduced by the SVD algorithm. SVD is a linear algebra operation which can be used to emphasize correlations among rows and columns – it reduces the number of dimension with the interesting property to highlight second-order co-occurrences. The comparison of words is finally made comparing their corresponding row in the matrix through vector similarity measures (e.g., cosine, see above). LSA is often presented as an answer to the drawback of standard vector space model such as sparseness and high dimensionality.

Hyperspace Analogue to Language (Lund & Burgess, 1996) uses a word by word co-occurrence matrix according to a specific word window. The weight of a co-occurrence is weighted according to the position of the two words (before/after) in the context window. An asymmetric co-occurrence matrix is therefore obtained (directional words-by-words matrix). Lows entropy columns can therefore be drop from the matrix prior to the comparison. Words are generally compared based on the concatenation of their respective row and column.

### 3.2.5. Critics of Distributional Measures

We list some of the advantages and limits of distributional semantic measures.

#### 3.2.2.1. *Advantages of Distributional Measures*

- Unsupervised, they can be used to compare the relatedness of words expressed in corpora without prior knowledge regarding their meaning or usage.

#### 3.2.2.2. *Limits of Distributional Measures*

- Naturally, the words to compare must occur at least few times.
- Highly depend on the corpus used. Note that this specific point can also be considered as an advantage as the measure is context dependent.
- Difficulty to estimate semantic similarity. Nevertheless, different analyses are provided in the literature. It is commonly said that distributional measure can only be used to compare words regarding relatedness, e.g. (Batet, 2011a). However, (S. Mohammad & Hirst, 2012) specifies that similarity can be captured performing specific preprocessing - the similarity between words from text analysis is not easy to capture using words.
- Difficulties to estimate the relatedness between concepts due to the disambiguation process required prior to the comparison. Some disambiguation techniques can be used to perform concept-to-concept from text analysis, their computation complexity is most of the time a drawback making such approach impracticable in large corpora analysis.
- The construction of a representative corpus of text can be challenging in some usage context, e.g., biomedical data.
- Difficulty to explain the semantics of the relatedness. The interpretation of the score is almost driven by the distributional hypothesis, it is however difficult to deeply understand the semantics associated to the co-occurrence.

### 3.3. Knowledge-based Measures

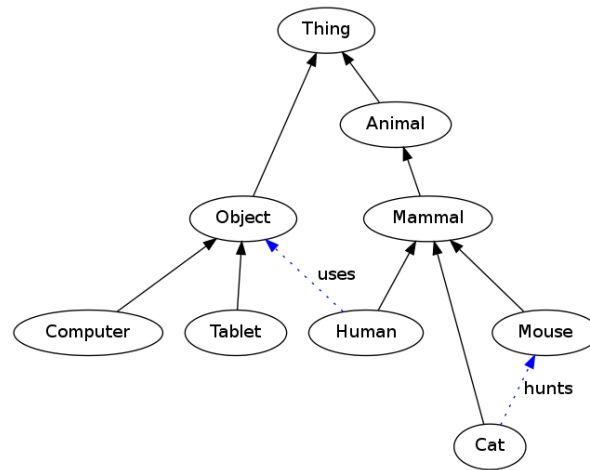
*Semantic Proxy*: structured knowledge, e.g., thesaurus, taxonomies, ontologies.

*Type of elements compared*: Terms, concepts, groups of concepts, entities semantically characterized (i.e. instance).

Knowledge-based measures rely on structured vocabularies, semantic graphs, or ontologies to extract the semantics associated to the compared elements. These measures are

therefore based on the analysis of semantic graphs or expressive ontologies defined using logic-based semantics.

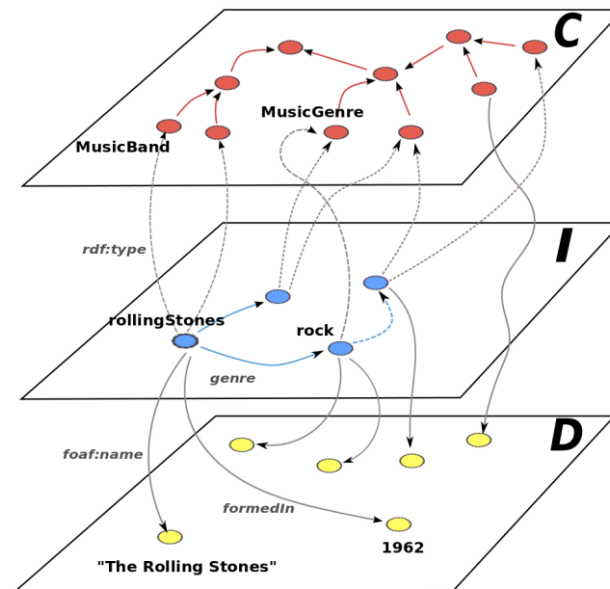
In this paper, we consider *semantic graph* as a generic term which refers to any declarative knowledge model in which unambiguous resources (words, concepts, instances ...) are represented through nodes which can be interconnected through semantic relationships (edges, properties) associated to a controlled semantics. Figure 2 presents a basic example of a semantic graph structuring few concepts through taxonomical semantic relationships. We consider that words and synset/concepts/classes structured through a semantic graph can be considered in an equivalent manner<sup>23</sup>. We denote the nodes of a semantic graph which refer to concept word or synset through the generic term of *concept* (and sometimes through the term *class* when we directly refer to RDF graphs). Notice also a relationship linking two nodes can also be denoted edge or property.



**Figure 2** Basic example of a semantic graph defining a set of concepts, their taxonomical structuration (black relationships), and other relationships, e.g. *Cat hunts Mouse*.

In some cases, specific entities are also characterized through the semantic graph. Figure 3 presents a more complex graph representation which corresponds to an RDF graph describing various types of instances (layer *I*), e.g. music bands, music genres, and interconnection between them ‘*rollingStones - has genre - rock*’. Those instances can be characterized according to specific classes, e.g. ‘*rollingStones - is a - MusicBand*’. The classes defined in the graph are also taxonomically structured (layer *C*). In addition, specific data value (layer *D*) can be used to specify information relative to both classes and instances, e.g. ‘*rollingStones - have been formed in - 1962*’. All relationships linking the various nodes of the graph are directed and semantically characterized, i.e. they carry an unambiguous and controlled semantics.

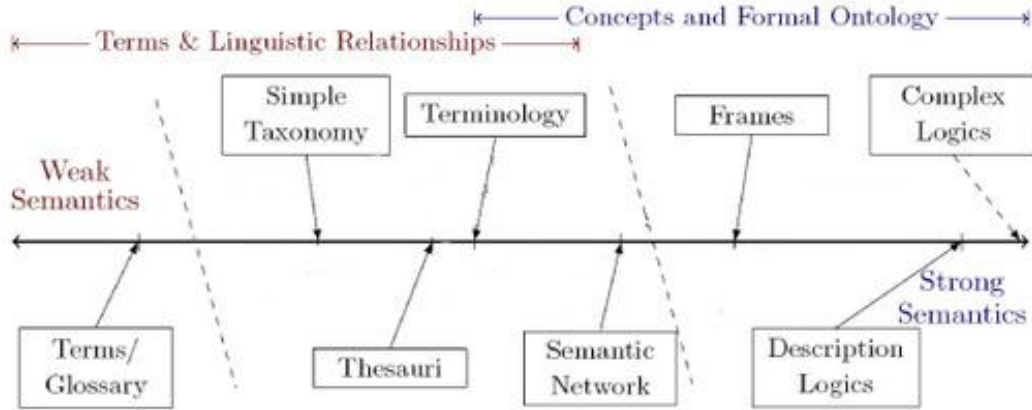
<sup>23</sup> We therefore consider hyponymy (hyperonymy) as a taxonomical relationship of specialization (generalization, equivalent of ‘*subclass of*’ for terms).



**Figure 3** Representation of an RDF graph through a three layer decomposition (Harrispe et al., 2013a).

We consider that a semantic graph doesn't rely on logic-based semantics, i.e. logical constructors are not required to understand the semantics associated to the model. We therefore distinguish lightweight ontology from highly formal ontologies. Indeed, the knowledge defined in ontologies might not be explicit and a reasoner can be required to deduce implicit knowledge, e.g. applying entailment rules. A semantic graph can therefore be any declarative knowledge model which can be expressed through a graph and which carries a specific semantics, e.g., a semantic network/net, a conceptual graph, a lexical database (such as WordNet), an RDF(S) graph<sup>24</sup>, a lightweight ontology, to mention a few. However, notice that a semantic graph can, in some cases, be the result of an entailment of a rich ontology.

<sup>24</sup> RDF graph are in some cases expected to be entailed, i.e. the semantics requires to be taken into account in order to materialize specific relationships implicitly defined in the graph, e.g. using RDFS. A discussion related to the subject is provided in appendix 4.



**Figure 4** Ontology spectrum, adapted from (Jimeno-Yepes, Jiménez-Ruiz, Berlanga-Llavori, & Rebholz-Schuhmann, 2009).

A large diversity of measures has been defined to compare both concepts and instances defined in a semantic graph. To ease the reading, we also consider that an entity which is characterized through a set of conceptual annotations is can also be represented in the graph, i.e., the entity can be represented by a node which establishes semantic relationships to the concepts associated to its annotations, e.g., if a document is annotated to a specific concept we can create the relationship *documentA isAnnotatedBy Concept1* in the graph structuring the concepts.

Two main types of measures can be distinguished considering the type of knowledge model taken into account:

- *Measures based on the relational setting.* They consider ontologies or knowledge models as semantic graphs or networks (e.g., RDF graphs). Elements are compared studying the interconnections defined in the graph, in some case, explicitly exploiting the semantics carried by the relationships. Logical constructors are not considered by these measures.
- *Measures relying on logic-based semantics,* such as description logics. These measures use a higher degree of semantic expressivity; they can for instance take into account logical constructors to compare specific elements such as rich class (concept) definitions.

### 3.3.1. Measures Based on Graph Analysis

Semantic measures based on the relational setting rely on graph analysis. They do not take into account logical constructors which can sometimes be used to define the semantics of an ontology. The measures only consider the semantics carried by the semantic relationships (relational setting), e.g. specific treatments can be performed regarding the type of relationship processed. Indeed, some properties associated to the relationships

defined in the graph can be considered by the measure. The transitivity of the taxonomic relationship will for instance be implicitly or explicitly used in the design of the measures. In other cases, a structuration of the types of semantic relationships defined in the graph can also be taken into account.

A large number of approaches have been proposed to express semantic measures in the relational setting. A specific section of the paper is dedicated to them. Here, we only present an overview of these measures focusing on those used to compare pair of concepts. Semantic measures based on graph analysis are commonly classified in three classes: Edge-based, Node-based and Hybrid.

#### 3.3.1.1. *The Edge-based Approach*

*Edge-based measures* compare elements through the study of the paths defined in the semantic graph. The measures are generally expressed as a function of the strength of the interconnections of the compared elements in the semantic graph. As an example, two concepts can be compared regarding the shortest path linking them in the graph: the shorter is the path, the stronger the strength of their semantic relatedness will be considered.

The edge-based approach corresponds, in some sense, to the design of semantic measures according to the geometric model defined in Cognitive Psychology (refer to section 2.2). The graph corresponds to the multidimensional space in which the compared elements are described. The similarity/relatedness of the compared elements is estimated according to their distance in the graph. For instance, considering Figure 2, the length of the shortest path between the concepts *Computer* and *Tablet* is 2. Nevertheless, if we only consider taxonomical relationships, the length of the shortest path between the concepts *Computer* and *Mouse* is 5. *Computer* will therefore be considered more similar to the concept *Tablet* than to the concept *Mouse*.

#### 3.3.1.2. *The Node-based Approach*

*Node-based measures* consider specific properties of the nodes to compare elements. This approach can be associated to the feature model defined by Tversky. Elements are compared regarding specific features. As an example, the features used to characterize a concept can be the senses it encompasses, its ancestors in the graph, i.e. all concepts which subsumes the concept according to the partial ordering defined by the taxonomical relationship. In this case, the concept *Computer* will be characterized by its set of features (here senses), i.e., {*Computer*, *Object*, *Thing*}, the concept *Tablet* will be characterized by {*Tablet*, *Object*, *Thing*} and the concept *Mouse* by {*Mouse*, *Mammal*, *Animal*, *Thing*}. The comparison of two elements can therefore be made evaluating the number of features they share according to a feature-matching function. In this case, the pair *Computer/Tablet* will be estimated as more similar than the pair *Computer/Mouse*, as the former pair share more senses than the latter (respectively 2 and 1).

Additional information regarding the features used to characterize compared elements can also be taken into account in the definition of the measure. This information is generally obtained using techniques based on Information Theory (e.g. to evaluate the salience/specificity of a feature).

### 3.3.1.3. *The Hybrid Approach*

*Hybrid measures* are defined taking into account specificities of both edge-based and node-based measures.

## 3.3.2. Measures Relying on Logic-based Semantics

Semantic measures based on the relational setting cannot be used to compare complex object descriptions, concepts or instances, relying on logic-based semantics, e.g. description logics (DLs). To this end, semantic measures capable of taking into account logic-based semantics have been proposed. These measures are, for instance, used to compare knowledge models expressed in OWL<sup>25</sup>.

Among the diversity of proposals, measures based on simple description logics, e.g. only allowing concept conjunction (logic *A*), have initially been proposed (Borgida, Walsh, & Hirsh, 2005). More refined semantic measures have also been designed to exploit high expressiveness of DLs, e.g. ALC, ALN, SHI description logics<sup>26</sup> (Araújo & Pinto, 2007; C d'Amato, Fanizzi, & Esposito, 2005; d'Amato, Fanizzi, & Esposito, 2009; D'Amato, Staab, & Fanizzi, 2008; Fanizzi & d'Amato, 2006; Hall, 2006; Janowicz & Wilkes, 2009; Janowicz, 2006; Stuckenschmidt, 2009a). These measures rely, most of the time, on extensions of the feature model proposed by Tversky.

The thesis of (Claudia d'Amato, 2007) proposes an in-depth presentation of the measures based on description logics.

## 3.3.3. Critics of Knowledge-based Measures

### 3.3.2.1. *Advantages of Knowledge-based Measures*

- Can be used to compare all types of elements defined in a knowledge model, i.e. terms/classes/concepts, instances. Thus, these measures can be used to compare elements which cannot be compared using text analysis, e.g. comparison of gene product according to conceptual annotations corresponding to their molecular functions.

<sup>25</sup> The book of (Hitzler et al., 2011) proposes an easy-to-read introduction to OWL.

<sup>26</sup> Refer to (Claudia d'Amato, 2007) for an introduction to description logic.



- Fine-grained control on the semantic relationships taken into account to compare the elements. This aspect is important to understand the semantics associated to a score of semantic similarity/relatedness.
- Easier and less complex to compute than distributional measures.

#### *3.3.2.2. Limits of Knowledge-based Measures*

- Require a knowledge model to be defined
- The use of logic-based measures can be challenging to compare elements defined in large knowledge bases (high computational complexity).

### **3.4. Mixing Knowledge-based and Distributional Approaches**

Hybrid measures have been proposed to take advantage of both texts and knowledge models to estimate the similarity or relatedness of elements, words, concepts, instances.

This version of the paper do not present those measures.

## 4. Computation and Evaluation of Semantic Measures

This section introduces information relative to the comparison and the evaluation of semantic measures. Software solutions which can be used for the computation and analysis of semantic measures are first presented. In a second step, protocols, methodologies and benchmarks commonly used to assess and compare semantic measures performances and accuracies are presented.

### 4.1. Software Solutions for Semantic Measures Computation

This subsection presents the software solutions dedicated to semantic measures computation and analysis. The information presented in this section has been updated in 2013, new software solutions or more recent versions of those presented are maybe available. The tools are presented in their alphabetical order.

Conflict of interest: notice that the authors are associated to the Semantic Measures Library project (Harispe, Ranwez, Janaqi, & Montmain, 2013b).

#### 4.1.1. Software Solutions Dedicated to Distributional Measures

List of existing software solutions for the computation of distributional measures:

- *Disco*: Java library dedicated to the computation of the semantic similarity between arbitrary words. A command-line tool is also available.  
Reference: (Kolb, 2008)  
Website: <http://www.linguatools.de/disco/>  
License: Apache 2.0  
Last version: 2013
- *Semilar*: a toolkit and software environment dedicated to distributional semantic measures. It can be used to estimate the similarity of a pair of texts. It implements simple lexical overlap method for the comparison of terms, as well as word-to-word based measures. More sophisticated methods based on LSA/LDA can also be used. *Semilar* is available as an API and as a Java application with a Graphical User Interface. Finally, *similar* also provides a framework for the systematic comparison of various semantic measures.  
Reference: (Rus, Lintean, Banjade, Niraula, & Dan, 2013)  
Website: <http://www.cs.memphis.edu/~vrus/SEMILAR/>  
Last Version: 2013
- *SemSim*: Java library dedicated to the computation of semantic similarity between words.  
Website: <http://www.marekrei.com/projects/semsim/>  
Last Version: 2013

- Other tools:
  - Semantic similarity of sentences  
<http://sourceforge.net/projects/semantics/>

#### 4.1.2. Software Solutions Dedicated to Knowledge-based Measures

This subsection presents a list of existing software solutions for the computation of knowledge-based measures.

##### 4.1.2.1. Generic software solutions

Generic software solutions can be used to compare concepts, group of concepts or instances according to their descriptions in knowledge bases. These software solutions can be used with a large variety of (type of) knowledge models (i.e. thesaurus, ontologies, semantic graphs). The proposed solutions are listed alphabetically:

- *OWL Sim*: Java library dedicated to the comparison of classes defined in Web Ontology Language (OWL).  
Reference: (Washington et al., 2009)  
Website: <http://code.google.com/p/owltools/wiki/OwlSim>  
License: Not specified  
Last version: 2013
- *The Semantic Measures Library* (SML): Java library and command line software dedicated to the computation of knowledge-based semantic similarity/relatedness. It can be used to compare pair of concepts/classes, groups of concepts and instances defined in a semantic graph (e.g. ontology). The SML can be used as both, a Java API and command line toolkit. Various types of format and language used to express knowledge model are supported, e.g., RDF, OBO, OWL. Several Domain specific formats and semantic graph are also supported, e.g. to load the Gene Ontology, WordNet or biomedical semantic graphs expressed using specific formats, such as the MeSH or SNOMED-CT.  
Reference: (Harispe et al., 2013b)  
Website: <http://www.semantic-measures-library.org>  
Licence: Cecill (GPL compatible)  
Last version 2013.
- *SemMF*: a Java library dedicated to the comparison of objects represented through RDF graphs.  
Reference: (Oldakowski & Bizer, 2005).  
Website: <http://semmf.ag-nbi.de/>

Licence: LGPL

Last version: 2008

- *Similarity Library*: Java library which can be used to compute the semantic similarity of pairs of concepts defined in an ontology. Strictly speaking, the library is not generic but it can be used to exploit ontologies such as WordNet, MeSH or the Gene Ontology.  
Reference: (Pirr6 & Euzenat, 2010)  
Website: <http://simlibrary.wordpress.com/>  
License: None – Download under request  
Last version: unknown
- *SimPack*: Java library which can be used to compute similarity between concepts defined in ontologies. SimPack has been used to include inexact search to SPARQL.  
Reference: (Bernstein, Kaufmann, Kiefer, Bürki, & Burki, 2005).  
Website: <https://files.ifi.uzh.ch/ddis/oldweb/ddis/research/simpack/>.  
Licence: LGPL  
Last version: 2008
- *SSonde*: Java framework and command-line toolkit used to estimate the similarity of instances defined in RDF ontologies.  
Reference: (Albertoni & Martino, 2012)  
Website: <https://code.google.com/p/ssonde/>  
Licence: GPL v3  
Last version: 2012

#### 4.1.2.2. WordNet

Software solutions dedicated to the comparison of words or synsets using WordNet.

- Generic software solutions  
Software solutions such as the Semantic Measures Library or the Similarity Library support WordNet. See above for more information.
- *JWNL* and *JAWS*: Java libraries for the computation of word similarity.  
JWNL: <http://sourceforge.net/apps/mediawiki/jwordnet/>  
JAWS: <http://sourceforge.net/projects/jwordnet>  
License: JWNL BSD – JAWS none  
Last version: JWNL 2009 – JAWS 2009
- *WordNet::Similarity*: Perl module which implements a variety of semantic measures (e.g., Resnik, Lin, Jiang and Conrath).

Reference: (Pedersen, Patwardhan, & Michelizzi, 2004)

Website: <http://wn-similarity.sourceforge.net/>

License: GPL v2

Last version: 2008

- *WS4J*: Java library for the computation of similarity between synsets. An alternative Java implementation of the WordNet::Similarity can also be found at <http://www.sussex.ac.uk/Users/drh21/>  
Website: <https://code.google.com/p/ws4j/>  
License: GNU GPL v2  
Last version: 2013

#### 4.1.2.3. Gene Ontology

Software solutions which can be used to compute semantic similarity/relatedness between Gene Ontology (GO) terms and gene products annotated by GO terms.

- Generic software solutions  
The Semantic Measures Library and the Similarity Library support semantic measure computation using the Gene Ontology. They can be used to compare GO terms and gene product annotations. In addition, the SML-Toolkit, a command-line toolkit associated to the Semantic Measures Library, can also be used by non-developers to compute semantic measures using the GO. See above for more information.
- *FastSemSim*: Python library and command line toolkit which can be used to compare GO terms and gene products.  
Website: <http://sourceforge.net/p/fastsemsim>  
License: GPL  
Last version 2012
- *GOSemSim*: R library dedicated to semantic similarity computation using the GO.  
Reference: (G. Yu et al., 2010)  
Website: <http://www.bioconductor.org/packages/2.11/bioc/html/GOSemSim.html>  
License: GPL-2  
Last version: 2012
- *GOSim*: R library dedicated to semantic similarity computation using the GO.  
Reference: (Fröhlich, Speer, Poustka, & Beissbarth, 2007)  
Website: <http://www.dkfz.de/mga2/gosim/>  
License: GPL  
Last version: 2012

Notice that several other software solutions have been developed for the Gene Ontology alone. Only the most important have been presented.

#### *4.1.2.4. MeSH*

Software solutions which can be used to compute semantic similarity/relatedness between MeSH descriptors.

- Generic software solutions  
The Semantic Measures Library and the Similarity Library support semantic measure computation using the MeSH. The Semantic Measures Library also supports the comparison of groups of concepts and can be used by non-developers through a command-line interface. See above for more information.

#### *4.1.2.5. Disease Ontology*

- Generic software solutions  
The Semantic Measures Library can be used to compare pairs of (group of) terms defined in the Disease Ontology. See above for more information.
- *DOSim package*: R library dedicated to semantic similarity computation using the Disease Ontology.  
Reference: (J. Li et al., 2011)  
Website: <http://210.46.85.150/platform/dosim/>  
License: GPL-2  
Last version: 2010

#### *4.1.2.6. Unified Medical Language System (UMLS)*

- Generic software solutions  
The Semantic Measures Library and the Similarity Library support semantic measure computation using UMLS. See above for more information.
- *UMLS::Similarity*: Perl module library dedicated to semantic similarity and relatedness computation using UMLS.  
Reference: (McInnes, Pedersen, & Pakhomov, 2009)  
Website: <http://umls-similarity.sourceforge.net/>  
License: unknown  
Last version: 2013

#### 4.1.2.7. Wikipedia

- wp-semantic-similarity: Java library for semantic similarity measures derived from Wikipedia  
Last version: 2013  
Website: <https://github.com/shilad/wp-semantic-similarity>

#### 4.1.2.8. Other Semantic Graphs

Generic solutions can be used to handle semantic graphs for which no dedicated software solutions have been developed. For instance, the Semantic Measures Library can be used to compute semantic measure score on a variety of semantic graphs.

## 4.2. Protocols and Benchmark for Semantic Measures Evaluation

Semantic measures are most of the time designed to mimic human ability to estimate the similarity or relatedness of words and concepts. Other developments of semantic measures are driven by a specific usage, e.g. term disambiguation, clustering, entity analysis. Therefore, evaluation of semantic measures is naturally performed regarding these two aspects:

- Capacity to mimic human rating of semantic similarity/relatedness. The accuracy of measures is discussed based on their correlations with gold standard benchmarks composed of pairs of terms/concepts associated to expected ratings.
- Performance of applications or algorithms relying on semantic measures. The measures are indirectly evaluated based on the performance of the application relying on the measure.

A list of benchmarks can be found in (S. M. Mohammad & Hirst, 2012)

The Semantic textual similarity campaign also proposes benchmark campaign for the comparison of texts. See <http://ixa2.si.ehu.es/sts>.

## 5. Semantic Measures based on Graph Analysis

This section is dedicated to the analysis of semantic measures relying on graph analysis. These measures are also denoted as measures framed in the relational setting in the literature. Three types of measures used to compare pair of concepts, groups of concepts or instances are presented.

This section is structured as follows. The first part presents the notations we consider to discuss technical aspects of semantic measures (e.g., graph notations). A formal introduction of a semantic graph is proposed. We also discuss specific treatments which are required to be performed on the graph to ensure coherencies of some measures. The second part discusses the narrow link between the semantics associated to a measure (e.g. relatedness, similarity) and the information of the graph which is considered it. Several general approaches for the design of semantic measures are introduced. Part 3 discusses the pivotal notion of concept specificity and presents various strategies proposed for its estimation. Part 4 presents the measures (framed in the relational setting) which can be used to compare pairs of concepts. Part 5 is dedicated to the measures used for the comparison of pairs of concepts. Finally, part 6 focuses on the measures which can be used to compare pair of instances according to the different canonical forms which can be adopted for their characterization.

## 5.1. Ontologies as Semantic Graphs

### 5.1.1. Graph Model and Notations

Ontologies aim to conceptualize evolving knowledge through the definition of a dynamic structured and standardized vocabulary, i.e. concepts or terms. They are composed of specific concepts linked by directed semantic relationships, both rigorously defined to express a particular non-ambiguous meaning. Ontologies only defining concepts and their relationships are considered as *lightweight*; those also defining axioms and constraints are called *heavyweight* and cannot be represented as a graph without loss of information (Corcho, 2003). Semantic measures framed in the relational setting can only deal with lightweight ontologies. Because of their graph structures, ontologies are commonly considered as semantic networks. Therefore, for convenience, we use the term semantic graph<sup>27</sup> and ontologies to refer to lightweight ontologies in this section. As an example, the Gene Ontology can be viewed as a directed semantic graph currently composed of about 36k nodes and 65k edges (2012), respectively representing the concepts and directed semantic relationships.

An ontology without instances can thus be formally defined as a graph  $G = (C, E, R)$  with  $C$  being the set of concepts,  $E \subseteq C \times C$  the set of relationships and  $R$  being the various types of semantic relationships represented in  $E$ , e.g.,  $\{is\ a, part\ of, has\ part, \dots\}$ . We denote  $G_R$ , the reduction of  $G$  only considering

<sup>27</sup> We prefer to use the term semantic graph to stress the link with the community involved in the study of graph theory. Indeed, numerous important results of graphs are of particular interest for semantic design and implementation.



$R' \subseteq R$  type(s) of semantic relationships. Overall, we denote *is-a*<sup>28</sup> the taxonomical relationship. It is the type of relationship the most represented in ontologies, and it plays an important role as it structures their taxonomical backbones.

To lighten the formalism, we introduce the graph  $G_{ISA}$ , a special case of  $G_R$  only composed of taxonomical relationships, i.e., with  $R = \{is - a\}$ .  $G_{ISA}$  is widely used to compute the similarity of concepts. It is composed of the set of concepts  $C$  linked by the transitive taxonomical relationship. The transitivity of the taxonomical relationships induces a partial order on  $C$ , where  $u < v$  if and only if a path exists from concept  $u$  to concept  $v$ , i.e.,  $u$  is a descendant of  $v$  (resp.  $v$  is an ancestor of  $u$ ).

We distinguish a relationship according to its type and to the concepts it links. The relationship  $(u, t, v)$  corresponds to the unique relationship of type  $t$  which links  $u$  and  $v$ . We also consider  $t^{-1}$  to be the type of relationship carrying the inverse semantic of  $t$ . Notice that, since the relationships are oriented, the relationship  $(u, t, v)$  does not imply  $(v, t, u)$  but  $(u, t^{-1}, v)$ . For instance, the relationship  $(Human, subclassof, Mammal)$  implies the inverse relationship  $(Mammal, superclassof, Human)$ , considering that  $subclassof^{-1} = superclassof$ . To represent paths, we adopt the following notation<sup>29</sup>. We denote  $\pi = \langle t_1, \dots, t_m \rangle$ ,  $p_i \in R$ , a path type corresponding to a list of type of relationship. Any instance of  $\pi$  corresponds to a sequence of relationship  $(c_{i-1}, t_i, c_i)$  such that  $\forall i: 2 \leq i \leq m$ . The notation  $\langle t_* \rangle$  corresponds to the set of paths of any length composed of relationships of type  $t$ .  $\langle t_*^* \rangle$  corresponds to the set of paths of any length composed of relationships  $t$  or  $t^{-1}$ .  $\{Human, \langle subclassof_* \rangle, Animal\}$  corresponds to all paths linking the concepts *Human* and *Animal* which are only composed of relationships *subclassof* (and do not contain relationships of type  $subclassof^{-1}$ ). Since the set of relationships  $\{u, \langle p_1 \rangle, v\}$  corresponds to a singleton  $\{(u, p, v)\}$  or an empty set, we consider that  $\{u, \langle p_* \rangle, v\}$  can be shortened by  $\{u, p, v\}$ .

We consider, just as most semantic measure designers, that a unique concept, denoted the *root*, subsumes all the concepts defined in the semantic graph. If a (unique) root is not explicitly specified a fictive root is considered (e.g. *Thing*).

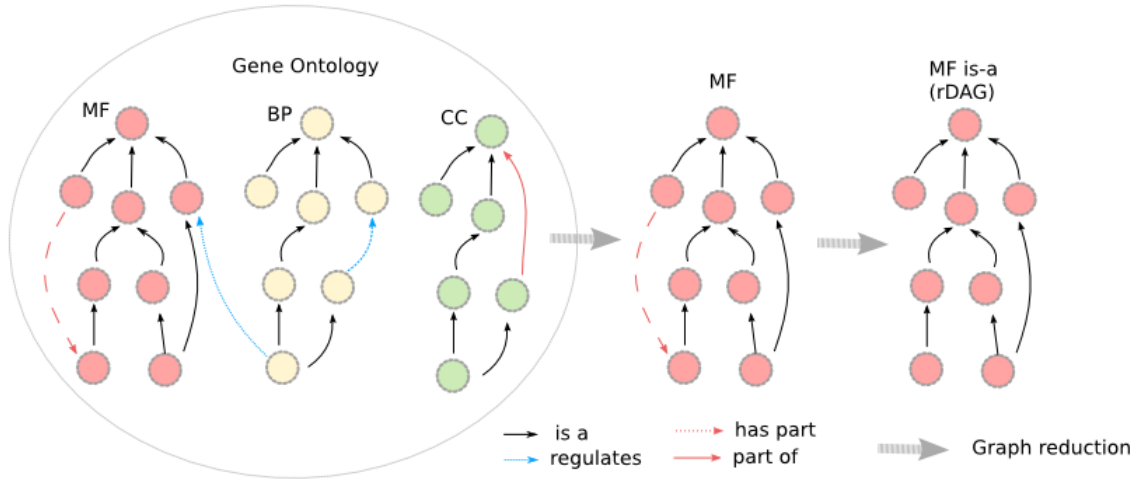
Studies relying on ontologies can be conducted taking the full ontology into account or focusing on a particular subpart, e.g.  $G_{ISA}$ . Depending on the amount of information considered, some properties of the graph may change (e.g., acyclicity), along with the strategies and algorithmic treatments used for their processing. Since most semantic measures require the graph to have particular properties, we briefly discuss the link between the considered ontology information, graph topologies and adapted semantic measures strategies.

<sup>28</sup> In the literature the '*is-a*' relationship commonly refers to the taxonomical relationship, this is why we adopt such a terminology. However, the '*subclass of*' relationship is, in some cases, preferred to define the taxonomy of concepts/classes and the '*is-a*' relationship is used to type instances, i.e. to define that an instance is of a specific type (see *rdf:type* in RDF specification).

<sup>29</sup> This notation is an adaptation of the notation used by (Lao, 2012)

Considering all semantic relationships, a semantic graph forms a connected directed graph which can contain cycles, i.e. path from a concept to itself. The taxonomical reduction, which only contains parent-child is-a relationships ( $G_{ISA}$ ), also leads to a graph given that a concept can have multiple parents. Nevertheless, due to the transitivity of taxonomical relationships,  $G_{ISA}$  is expected to be acyclic. Moreover, because of their unique root, taxonomic reductions form a rooted Directed and Acyclic Graph,  $rDAG$ . Graphs with  $rDAG$  properties enable efficient graph treatments and node characterizations to be performed, numerous semantic measures take advantage of them.

Figure 5 presents some of the reductions usually performed on a complex semantic graph prior to apply treatments based on semantic measures. This example is based on the reduction of the Gene Ontology in order to only consider the taxonomical knowledge defined for a specific aspect (subgraph) of the ontology which is related to gene products' Molecular Function (MF).



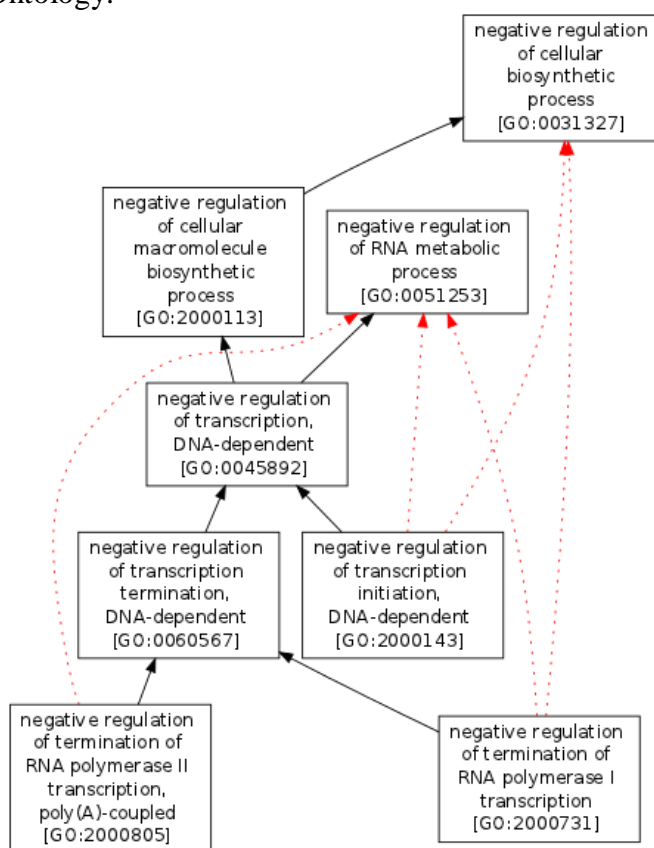
**Figure 5** Example of ontology reduction and effects on graph properties. Such a reduction is generally performed before comparing pairs of concepts. The figure shows the Gene Ontology (GO) which is composed of three subparts (subgraphs): Molecular Function (MF), Biological Processes, (BP) and Cellular Component (CC). The GO originally forms a cyclic graph composed of concepts linked by various semantic relationships. The first reduction shows the isolation of the MF subpart, only concepts composing the MF subpart and relationships involving a pair of MF concepts are considered. The resulting graph is also cyclic. The final reduction  $G_{ISA}$  only contains MF concepts linked by taxonomical relationships (*is a*), which gives a rooted Directed Acyclic Graph ( $rDAG$ ).

Notice that, in some cases, more complex graph representations in which multiple types of nodes compose the semantic graph are considered. An example of such a graph is presented, which represents an RDF graph, is presented in Figure 3.

### 5.1.2. Data Preprocessing and Cleaning

The accuracy of the treatments relying on semantic measures and the control of their semantics highly depends on the ontology which is processed. Thus, the better the knowledge model, the more accurate the semantic measures results. In this context, the quality of an ontology relies on both, the choices made to model the domain and the way this information is defined in the ontology. During the definition of an ontology, relationship redundancies can be introduced. Such redundancies can impact semantic measures' results and thus have to be removed, e.g., documented in (Park, Kim, Lee, & Yoon, 2011).

Relationship redundancies appear when a direct semantic relationship can be inferred (explained) by an indirect one. Since the taxonomic relationship is transitive, if the ontology defines that (*Oxygen binding*, *is-a*, *Binding*) and (*Binding is-a Molecular function*) a semantic reasoner can infer that (*Oxygen binding is-a Molecular function*). In this case, a redundancy occurs when an explicit relationship (non-inferred) defines (*Oxygen binding is-a Molecular function*). Relationship redundancies can negatively impact results produced by semantic measures. Figure 6 shows examples of such redundancies found in the Gene Ontology.



**Figure 6** Redundant relationships in the Gene Ontology. Example of is-a redundant relationships represented by red-dotted edges found in the GO (version 06/03/2012). Because of is-a transitivity, redundant relationships can be removed without loss of information, i.e. they can be inferred.

Because of these redundancies, a naive semantic measure relying on the edge counting method will underestimate the distance between two concepts, e.g. the distance between *GO:2000731* and *GO:0031327* will be set to 1 instead of 4.

A transitive reduction of  $G_{ISA}$  has to be done to remove undesired relationships. An adaptation of the algorithm proposed by (Aho, Garey, & Ullman, 1972) can be used. Moreover, if the whole ontology is considered, the transitive reduction has to (i) consider all transitive relationships (e.g., is-a, part-of and has-part) and (ii) take into account redundant relationships explained by the transitivity of some type of relationships over is-a (e.g., has-part and part-of in some specific cases).

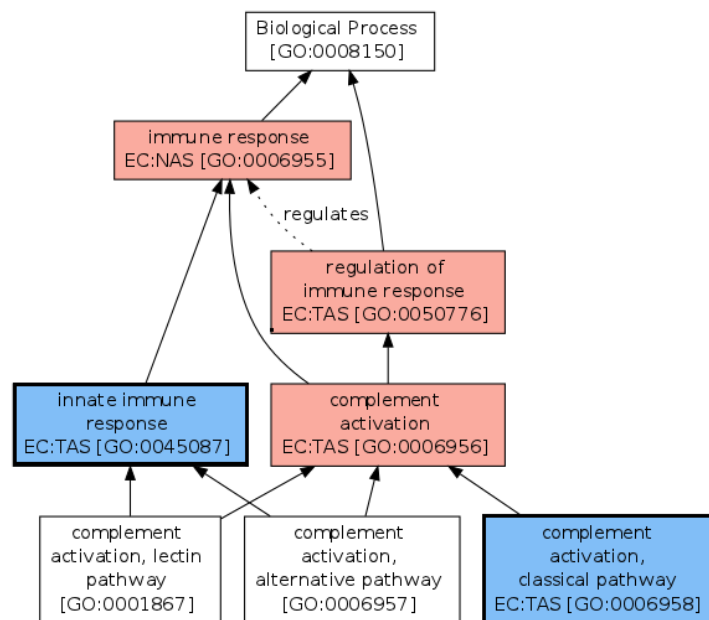
Entities can be annotated by multiple concepts defined in an ontology<sup>30</sup>. However, annotation processes vary depending on the application context considered, i.e. conceptual annotations of genes can be defined manually by curators from multiple evidence (e.g. literature, lab experiences) or inferred by algorithms (Hill, Smith, McAndrews-Hill, & Blake, 2008). Nevertheless, most of the time, semantic measures expect annotations to be in agreement with the taxonomical knowledge defined in the ontology. Indeed, the transitivity of the taxonomical relationship implies the *true path rule* (Camon et al., 2004), e.g. the fact that an entity is indirectly annotated by the concepts subsuming its assigned annotations. That is, if an entity is annotated by the concept *Oxygen binding*, it is also annotated by the concept *Binding* as this concept subsumes the former. Due to concurrent annotations and automatic processes, redundant annotations are sometimes largely found in annotation files and large knowledge bases. However, since some semantic measures can be affected by annotation redundancy, all inferable annotations are generally expected to be removed.

Figure 7 shows an example of redundant annotations founded in UniprotKB GO annotations of the P01773 human gene<sup>31</sup>. Coloured concepts represent P01773 gene product GO annotations as specified in the knowledge base. However, according to the *true path rule*, the red concepts are redundant as they can be inferred from concepts colored in blue (bold frame).

Annotation redundancies is a problematic which is generalize the detection of redundancies it can also be solved efficiently using an adaptation of a transitive reduction algorithms.

<sup>30</sup> Some communities will better understand “Some instances are defined as members of multiple classes”.

<sup>31</sup> We found that 45% of the 45014 UniprotKB annotated human genes contain undesired GO annotations (representing 13% of all human GO annotations) (date 06/2012).



**Figure 7** An example of redundant annotations in the Gene Ontology (GO). These annotations do not take the *true path rule* into account. Coloured concepts represent P01773 gene GO annotations (GO:0003823 and GO:0005576 omitted in this graph). Red concepts are redundant as they can be inferred from blue ones (bold frame). GO version 03/06/2012, annotations GOA human 03/06/2012.

## 5.2. Type of Semantic Measures and Graph Properties

Depending on the properties of the graph they evaluate, three groups of measures can be distinguished:

- Measure using the unrestricted ontology, i.e. semantic graphs composed of multiple types of relationships which potentially induce cycles.
- Measure focusing on reduction an ontology composed of a unique type of concepts which induces transitivity.

### 5.2.1. Semantic Measures on Cyclic Semantic Graphs

As we have seen, considering all relationships defined in  $G$  leads potentially to a cyclic graph. Only few semantic measures framed in the relational setting are designed to deal with cycles. Since these measures take advantage of all types of relationships, they are generally used to evaluate the semantic relatedness and not semantic similarity.

Two types of measures can be further distinguished:

- *Graph-Traversal measures*, pure graph-based measures. These measures are initially used to study interactions of nodes in a graph. They can be used to estimate the similarity of nodes considering that the more two nodes interact, directly or indirectly, the more similar they are. These measures are not semantic measures but graph measures used to compare nodes. However, they can be used on semantic graphs and can also be adapted in order to take into account the semantics defined in the graph.
- *Graph property model measures* designed to compare elements described using the graph property model. Those measures consider elements, concepts or instances, as a set of properties expressed in the graph.

The two types of measures are introduced.

#### 5.2.1.1. *Graph-Traversal Measures*

Measures based on graph traversal can be used to compare any pair of elements, concept or instance, represented as a node. These measures rely on algorithms designed for graph analysis. They can be used in a straightforward manner, considering a concept or an instance as a node. Nevertheless, some adaptations have also been proposed in order to take into account the semantics defined in the graph. Among the large diversity of measures and metrics which can be used to estimate the similarity of two nodes in a graph, we distinguish:

- Shortest-path approaches
- Random-walk techniques
- Other interconnection measures

Those measures enables fine-grain control over the semantic relationships considered. Indeed, approaches have naturally proposed to tune the contribution of each (type of) semantic relationships in the computation. The main advantage of these approaches is their lack of supervision. The main drawback is the absence of extensive control over the semantics taken into account to estimate the proximity, which generates difficulties in justifying and explaining the resulting scores.

##### *Shortest-path Approaches*

The shortest-path problem is one of the most ancient problems of graph theory. The intuitive edge-counting strategy can be used on any graph. It can be used to compare both pairs of instances and concepts, considering the distance between the nodes corresponding to the two compared elements. The relatedness is estimated as a function of the weight of the shortest-path linking them. Classical algorithms proposed by the Graph

Theory can be used; the algorithm to use depends on specific properties of the graph (e.g., contains cycles, nonnegative weights associated to the edges).

(Rada, Mili, Bicknell, & Blettner, 1989) were the first to use the shortest-path to compare two concepts defined in a semantic graph. This approach is sometimes denoted as the edge-counting approach in the literature. Because the shortest-path can contain edges of all types of relationships we call it *unconstrained shortest-path* in this paper. One of the drawbacks of such a technique is that the meaning of the relationships which composed the shortest path is not taken into account. In fact, complex semantic paths involving multiple types of relationships and those only composed of taxonomic relationships are for instance considered equally. Therefore, propositions to penalize *usp* reflecting complex semantic relationships have been proposed (Hirst & St-onge, 1998). Approaches have also proposed to consider the specific types of relationships in a specific manner. To this end, a weighting scheme can also be applied to  $G$  in order to tune the contribution of each (type of) semantic relationships in the computation of the final score.

### *Random Walk Techniques*

These techniques are based on a Markov-chain model of random walk. The random walk is defined through the definition of a transition probability associated to each relationship. The walker can therefore walk from element to element, i.e. each element represents a state of the Markov chain. Several measures can be designed from random walks to compare two node  $u$  and  $v$ . A selection of measure introduced in (Fouss, Pirotte, Renders, & Saerens, 2007) is listed:

- The average first-passage time, i.e. the average number of steps needed by the walker starting to  $u$  to reach  $v$ .
- The average commute time, Euclidean Commute Time Distance
- The average first passage cost,
- The pseudoinverse of the Laplacian matrix

Those approaches are closely related to spectral-clustering and spectral-embedding techniques (Saerens, Fouss, Yen, & Dupont, 2004). Several measures based on Random Walk techniques have been used in the literature (Alvarez & Yan, 2011; Fouss et al., 2007; Garla & Brandt, 2012; Hughes & Ramage, 2007; Ramage, Rafferty, & Manning, 2009). Approach based on graph-kernel can also be used to design semantic measures (Guo, Liu, Shriver, Hu, & Liebman, 2006).

As an example, the Hitting time  $H_{u,v}$  of two nodes  $u, v$  is defined as the expected number of steps a random walker starting from  $u$  will do before  $v$  is reached. The hitting time can be defined recursively by:

$$H_{u,v} = 1 + \sum_k p_{u,k} H_{k,v}$$

With  $p_{u,k}$  the transition probability of the Markov Chain, i.e.  $p_{u,k} = \frac{w_{u,k}}{\sum_i w_{u,i}}$  with  $w_{u,k}$  the weight of the edge from  $u$  to  $k$ .

The commute distance corresponds to  $C_{u,v} = H_{u,v} + H_{v,u}$ , the expected time a random walk travel from  $u$  to  $v$  and back to  $u$ . The more paths connect  $u$  and  $v$ , the smaller their commute distance becomes. Critics of classical approach to evaluate hitting and commute approaches, as well as extensions, have been formulated in the literature (Sarkar, Moore, & Prakash, 2008; von Luxburg, Radl, & Hein, 2010)

#### *Other Measures based on Interaction Analysis*

Several approaches exploiting graph structure analysis can be used to estimate the similarity of two nodes of graph through their interconnections. Such approaches estimate the proximity between two instances without explicitly taking into account the semantics carried by the graph. Consequently, the more the compared instances are interconnected, whether directly or indirectly, the more related they will be assumed.

Chebotaev & Shamis proposed to take into account indirect path linking two nodes using the matrix-forest theorem (Chebotaev & Shamis, 2006a, 2006b). SimRank, proposed by (Jeh & Widom, 2002), is an example of such a measure. Considering  $C_{in}(n)$  as the nodes linked to the node  $n$  by a single relationship ending to  $n$  (i.e., in-neighbors), and  $C_{out}(n)$  the nodes linked to  $n$  by a single relationship starting from  $n$  (i.e., out-neighbors), SimRank similarity is defined by:

$$s(u, v) = \frac{|C|}{|C_{in}(u)||C_{in}(v)|} \sum_{i=1}^{C_{in}(u)} \sum_{j=1}^{C_{in}(v)} s(C_{in}^i(u), C_{in}^j(v))$$

SimRank is a normalized function. An adaptation of this measure have been proposed for semantic graph built from linked data (Olsson, Petrov, Sherman, & Perez-Lopez, 2011).

#### *5.2.1.2. Semantic Measures for the Graph Property Model*

The second approach which can be used to compare pair of instances and concepts defined in a potentially cyclic semantic graph are defined as semantic measure for the graph property model.

The measures take advantage of semantic graphs encompassing expressive definitions of concepts and instances through properties. The properties may sometimes refer to specific data types, e.g. strings. Therefore, the nodes composing the semantic graph can be data value, concepts or instances. The semantic graphs generally correspond to RDF graphs or labeled graphs. Note that in RDF, a property corresponds to a specific type of relationship. Therefore, a direct property  $p$  of a node  $u$  corresponds to the set of values associated to the node  $u$  through a relationship of type  $p$ .

Semantic measures based on property analysis can be used to consider specific properties of compared elements. These measures are particularly useful to compare object de-



defined in relational databases, to design ontology mapping algorithms and to perform instance matching task in heterogeneous knowledge bases. We present three approaches which can be used to compare elements through this notion of property.

#### *Element Represented as a List of Direct Property*

An element can be evaluated by studying its direct properties, i.e. the set of values associated to the node linked to the element by a specific type of relationship. As an example, two types of relationship/properties can be associated to an instance:

- Taxonomic relationships, i.e. the property links an instance to concept/classes structured into an ontology.
- Non-taxonomical relationships which:
  - The property links the instance to another instance
  - The properties link the instance to a specific data value.

Two elements will be compared with regard to the values associated to each property considered. Each property is therefore associated to a specific measure which is used to compare the values taken by this property. Properties which link the instance to other instances are on most occasions compared using set-based measures, which for example will evaluate the quantity of instances of shared sets (e.g., the number of music genres two groups have in common). Taxonomical properties are evaluated using semantic measures adapted to the concept comparison. Properties associated to data values can be compared using measures adapted to the type of data considered, e.g. in using a measure to compare dates if the corresponding property is a date.

The scores produced by the various measures associated to the various properties are aggregated in order to obtain a global score of relatedness for two instances (Euzenat & Shvaiko, 2007). Such a representation has been formalized in the framework proposed by (Ehrig, Haase, Hefke, & Stojanovic, 2004). This is a strategy commonly adopted in ontology alignment, instance matching or link discovery between instances; SemMF (Oldakowski & Bizer, 2005), SERIMI (Araujo, Hidders, Schwabe, & de Vries, 2011) and SILK (Volz, Bizer, Gaedke, & Kobilarov, 2009) are all based on this approach.

#### *Element Represented as An Extended List of Property*

This representation is an extension of the canonical form previously presented. It can be implemented to take into account indirect properties of compared elements, e.g., properties induced by the resources associated to the element we want to characterize. Several contributions underscore the relevance of indirect properties in comparing entities represented through graphs, especially in object models (Bisson, 1995). In reflecting on the music-related example, such a representation might be used to consider the characteristics (properties) of the music genres for the purpose of comparing two music bands.

A formal framework, enhancing the one proposed in (Ehrig et al., 2004), has thus been proposed to capture some of the indirect properties (Albertoni & De Martino, 2006). This

framework formally defines an indirect property of an instance along a path in the graph. The indirect properties to be taken into account are defined for a class and depend on a specific context, e.g. application context.

From a different perspective, Andrejko and Bieliková (Andrejko & Bieliková, 2013) suggested an unsupervised approach for comparing a pair of instances by considering their indirect properties. Each direct property shared between the compared instances plays a role in computing the global similarity. When the property links one instance to another, the approach combines a taxonomical measure with a recursive process to take into account the properties of instances associated with the instance being processed. Lastly, in estimating the similarity between two instances, the measure aggregates the scores obtained during the recursive process. The authors have also proposed to weight the contributions of the various properties so as to define a personalized IR approach.

### *Element Represented Through Projections*

The framework proposed by (Harispe et al., 2013a) enables to compare elements through different projections characterizing the properties of interest to compare two elements. The approach has initially been defined to compare two instances, but can also be used to compare concepts. In addition to the perspective opened by the representation of an instance through an extended list of property, this framework also considers complex properties of instances, i.e. properties that rely in combining various other properties. Indeed, using the other approaches, considering that weight and size of several persons have been specified in the graph, it is impossible to compare two persons taking into account their body mass index. This is because the complex property `bodyMassIndex` is not materialized in the graph. The framework proposed by (Harispe et al., 2013a) can be used to consider such properties. Finally, the comparison of two instances is made through the aggregation of the value of similarity which is associated to the compared projections.

### **5.2.2. Semantic Measures on Acyclic Graphs**

*Note that all measure which can be used on the whole semantic graph  $G$  can also be used for any acyclic reduction  $G_R \subseteq G$ .*

Numerous semantic measures have been defined to work on a reduction of  $G$ . Depending on the topological property of the reduction, two cases can be distinguished. First case, the reduction  $G_R$  leads to a cyclic graph and the suited semantic measures are those presented in section 5.2.1. Second case,  $G_R$  is acyclic, then particular techniques and algorithms can be used. Most semantic measures defined for acyclic graphs focus on taxonomical relationships defined in  $G_R$ . However, some measures consider a specific subset of  $R$ , e.g.,  $R = \{is - a, part - of\}$ , which also forms an acyclic graph (J. Z. Wang et al., 2007). Those measures are usually designed from a generalization of semantic similarity measures, i.e. measures only considering  $G_{ISA}$ .

Semantic measures applied to graph-based knowledge representations were originally designed for taxonomies, i.e., graph only composed of is-a relationships. Since most on-

tologies are mainly composed of taxonomic relationships, in which most of the knowledge is contained, substantial literature is dedicated to semantic similarity measures. Thus, most semantic measures designed for semantic graphs focus on  $G_{ISA}$  and have been defined for the comparison of pairs of concepts.

The measures designed for acyclic graph we be presented in detail in section 5.4 and 5.1.

### 5.3. Estimation of Concept Specificity

The notion of annotation distribution refers to the usage of the concept according to a collection of entities. Therefore, considering entities annotated by concepts (e.g., books characterized by sets of concepts corresponding to their topics), numerous semantic measures are based on the intuition that the more specific the concepts two entities share, the more important their likeness. Otherwise stated, two books annotated by the concept *Music* will be viewed as less related as if they were annotated by the concept *Rock and Roll*. This intuition seems natural since the annotation by the concept *Music* is, in some sense, less specific/informative than the annotation *Rock and Roll*, i.e., the gain of information associated to the concept *Rock and Roll* is more important than the gain of information associated to the concept *Music*. Indeed, since *Music* subsumes *Rock and Roll*, the annotation by the concept *Music* can only be less informative, since an annotation by the concept *Rock and Roll* also implies an annotation by the concept *Music*. However, discrete levels of concept specificity are not explicitly expressed in an ontology. Therefore, various approaches have been explored to define a function  $\theta: C \rightarrow \mathbb{R}^*$  enabling concept specificity evaluation. Those functions are based on information extracted from:

- The annotation repartition, regarding the annotations associated to a collection of entities (e.g. concept frequency).
- The complete ontology  $G$  or its taxonomic reduction  $G_{ISA}$ ,
- A combination of both source of information: annotation repartition and ontology.

The specificity of concepts cannot be estimated only using annotation distribution. Indeed, the partial order of concepts also needs to be considered when the specificity of concepts is estimated. If the transitivity of the taxonomic relationship<sup>32</sup> is not considered to propagate concept occurrences, the concept distribution can be incoherent with regard to the partial order defined in the underlying taxonomy. However, the function evaluating the specificity must be in agreement with the taxonomical representation paradigm which defines that parent concepts are always semantically broader than their children. Thus, the function which estimates the specificity of a concept must monotonically decrease from the leaves (concepts without descendants) to the root of the ontology, i.e.  $x < y \Rightarrow \theta(x) > \theta(y)$ .

The specificity of a concept can be estimated considering the location of its corresponding node in the graph. A naive approach will define the specificity of the concept  $c$ ,

---

<sup>32</sup> Also denoted true path rule in some communities, e.g. Bioinformatics

$\theta(c)$ , as a function of some properties of  $c$  according to  $G$  topology, e.g.,  $\theta(c) = f(\text{depth}(c))$ ,  $\theta(c) = f(A(c))$  or  $\theta(c) = f(D(c))$  with  $A(c)$  and  $D(c)$  the ancestors and descendants of  $c$ , the concepts subsuming  $c$  and those subsumed by  $c$  respectively. The main drawback of such definitions is that concepts with similar depth or equal number of ancestors/descendants will have similar specificities, which is not always true. In fact, as relationships between concepts must have different strengths, two concepts can be described with various degrees of detail independently of their specificities (Haiyuan Yu, Jansen, & Gerstein, 2007). Below, more refined  $\theta$  functions which have been proposed to address these limitations are presented.

A commonly used  $\theta$  function is the Information Content (IC), which evaluates the amount of information carried by a concept. From an information theory point of view, the IC of a concept increases with its specificity. Thus, IC and specificity are two directly correlated functions. The notion of IC of a concept was originally defined by (Resnik, 1995) according to Shannon's information theory. The IC of the concept  $c$  was defined as the opposite of  $p(c)$ , the probability to encounter  $c$  or its descendants in an annotation repository. Notice that a corpus of texts can also be used as an annotation repository in order to estimate the specificity of nodes in a thesaurus (e.g., WordNet). We denote  $cIC$  (corpus-based IC), all IC which relies on a corpus or annotation repository.

$$cIC_{Resnik}(c) = -\log(p(c))$$

with,

$$p(c) = \sum_{c' \in D(c)} \frac{\text{count}(c')}{\text{count}(\text{root})}$$

The suitability of the log function can be justified through the work of (Shepard, 1987), who derived his universal law of stimulus generalization based on the consideration that logarithm functions are suited to approximate semantic distance (Al-Mubaid & Nguyen, 2006). However, the main drawback of  $\theta$  functions based on annotation distribution is that they highly depend on the annotation repository and will automatically reflect its biases<sup>33</sup>. Then, in some cases, such annotation biases can badly affect the IC estimation. In addition, IC computation based on text analysis can be time consuming and challenging since, ideally, disambiguation techniques have to be used to detect to which concept refers a word occurrence.

In order to avoid annotation repository or corpus dependency, various intrinsic IC ( $iIC$ ) formulations have been proposed. They can be used to compute ICs only considering structural information extracted from the ontology.  $iIC$  can be based on multiple topological characteristics such as number of descendants, ancestors, depth, etc. (Sánchez, Batet, & Isern, 2011; Seco, Veale, & Hayes, 2004; Zhou, Wang, & Gu, 2008). We present the formulation proposed by Zhou (Zhou et al., 2008). It enables to refine the contribution of both depth and number of descendants ( $D(c)$ ) to compute concept specificity.

<sup>33</sup> As an example, this can be problematic for GO-based studies as some genes are more studied and annotated (e.g. drug related genes) and annotation distribution patterns among species reflect abnormal distortions, e.g. human/mouse (Thomas, Wood, Mungall, Lewis, & Blake, 2012).

$$iIC_{Zhou}(c) = k \left( 1 - \frac{\log(|D(c)|)}{\log(|C|)} \right) + (1 - k) \left( \frac{\log(\text{depth}(c))}{\log(\text{max\_depth})} \right)$$

With  $|C|$  the number of concepts defined in the ontology,  $\text{depth}(c)$  the depth of the concept  $c$ , i.e. the length of shortest path linking the concept to the root, and  $\text{max\_depth}$  the maximal depth of the ontology.

$iICs$  are of particular interest, because only the ontology topology is considered. They prevent errors related to biases on annotation repository. However, the relevance of  $iIC$  relies on the assumption that the ontology expresses enough knowledge to rigorously evaluate the specificities of concept. Therefore, as a counterpart,  $iIC$  is sensitive to biases in ontology expressivity, i.e. unbalanced ontologies, degree of completeness, homogeneity and coverage of the semantic relationships (Batet, Sánchez, & Valls, 2010).

Both introduced  $iIC$  and  $cIC$  only take is-a relationships into account (i.e., taxonomy). (Pirró & Euzénat, 2010) proposed the extended IC ( $eIC$ ) in order to take advantage of all semantic relationships.

$$eIC(c) = \alpha EIC(c) + \beta IC(c)$$

$$EIC(c) = \sum_{r \in R'} \frac{\sum_{u \in C(c,r,both)} iIC(u)}{C(c,r,both)}$$

With  $C(c,r,both)$  the set of concepts linked to the concept  $c$  by any relationship of type  $r$ . Note that the contribution of the various relationships of the same type are averaged. However, the more a concept contains different types of relationships, the more its  $eIC$  will be high. We thus propose to average the  $eIC$  (by  $|R|$ ) or to weight the contributions of the various types of relationships.

Table 3 lists the various expressions of the function  $\theta$  used to capture the specificity of concepts, which have been expressed in the literature.

Name	Use Annotation	values	comment
Depth	No	[0, 1]	Normalized depth or max depth can be used. The min doesn't ensure the specificity increase according the partial ordering (due to multi-inheritance).
Depth non-linear (Seco, 2005)	No	[0, 1]	Use log to introduce non-linear estimation.
IDF (Chabalier, Mosser, & Burgun, 2007)	Yes	[0,inf[	Inverse Document Frequency (IDF) obtained by dividing the number of entities by the number of entities annotated by the concept.
IC Resnik (Resnik, 1995)	Yes	[0,inf[ , [0, 1]	IC depends on the frequency of use of the concept in the annotation base. Normalized version have also been proposed (Sheehan et al., 2008)
IC Resnik intrinsic (Resnik, 1995)	No	[0, 1]	Resnik's IC with concept occurrence set at 1.
IC Seco (Seco, 2005)	No	[0, 1]	IC estimated from the number of descendants.
IC Zhou (Zhou et al., 2008)	No	[0,1]	Hybrid iIC mixing Seco's IC and nonlinear depth approach using a contribution factor k (originally set at 0.6).
IC Sanchez et al (A) (Sánchez, Batet, et al., 2011)	No	[0,inf[	Consider #leaves(c), the number of leaves contained in D(c), the more #leaves(c) is high, the less specific c.
IC Sanchez et al. (B) (Sánchez, Batet, et al., 2011)	No	[0,inf[	Refined version of version A exploiting the number of descendants of a concept.
Yu et al. (TAM) (Haiyuan Yu, Jansen, & Gerstein, 2007)	Yes	[0,inf[	p(c) as the number of pairs of entities c annotates divided by the number of pairs.
eIC (Pirró & Euzenat, 2010)	No	[0, 1]	iIC based on all types of relationships.

**Table 3** Various functions which can be used to assess the specificity of a concept following an intrinsic strategy, i.e. only evaluating the ontology topology, or taking advantage of the annotation base or corpus

Notice that, considering concept specificity implies the violation of the notion of the identity of indiscernibles (integrity for similarity function). Indeed, concepts are compared not only taking shared features into account but also their specificities. In this case, the minimality (maximality) of the distance (similarity) measure is not ensured as the comparison of a concept to itself can produce a low score. The implications of this consideration will be discussed later.

## 5.4. Semantic Similarity Between Pairs of Concepts

Most of semantic measures framed in the relational setting have been proposed to assess the semantic similarity or taxonomical distance<sup>34</sup>. Historically, semantic similarity measures have been widely used to compare pair of classes defined in a taxonomy. An extensive literature is dedicated to these measures as they can be used to compare pairs of nodes of all graphs defining a partial ordering (*poset*, partial ordering sets). They can therefore be used on graph structured by any type of relationship which is transitive, reflexive and antisymmetric (e.g., is-a, part-whole).

This section presents the diversity of proposals for the estimation of the similarity of two concepts defined in a *poset*. In section 3.3.1, we already distinguished the main approaches used for the definition of knowledge-based semantic measures framed in the relational setting which can be applied on acyclic graph: edge-based, node-based and hybrid. This presentation is therefore made through the introduction of the most representative measures defined according to these different approaches.

In order to be processed, a concept must be characterized according to the knowledge defined in the ontology. This characterization defines the canonical form which will be used to compare two concepts. Most semantic similarity measures represent a concept  $c$  through the set of senses it encompasses, i.e., its ancestors  $A(c)$ . Such a representation of a concept is built according to the transitivity of the taxonomic relationship. A more general representation of a concept is the subgraph  $G_c \subseteq G_{ISA}$ . For convenience, in this subsection, we denote  $G_{ISA}$  by  $G$  as there is no ambiguity since semantic similarity measures only focus on the subgraph of  $G$  induced by its taxonomical relationships.  $G_c^+ \subseteq G$  is a special case of such a subgraph only considering the nodes  $A(c)$  and the associated edges. Adopting this representation means that only the set of senses associated to the concept are considered as meaningful. In a few cases, the semantic representations also incorporate  $G_c^-$ , the graph induced by  $D(c)$ , the descendants of  $c$ . We used  $G_c$  to denote the union of the two graph  $G_c^+$  and  $G_c^-$ . Notice that induced graphs always inherit *rDAG* topological properties (e.g., acyclicity).

Depending on the information taken into account from the semantic representation, i.e. edges, nodes or both components, the common classification distinguishes three approaches, i.e. edge-based, node-based the hybrid approaches.

### 5.4.1. The Edge-based Approach

This approach only exploits the edges contained in  $G_c$ . Edge-based measures rely on graph-traversal approaches (e.g. shortest-path technics, random walk approaches) presented in subsection 5.2.1.1. However, they consider most of the time specific tuning in order to take into account specific properties induced by the transitivity of the taxonomical relationships.

The taxonomical distance between two concepts  $u, v$  can be evaluated as a function of the shortest path linking  $u$  and  $v$  in  $G_u^+ \cup G_v^+$  (Rada et al., 1989). We denote  $sp(u, isa, v)$  the path of minimal length in  $\{u, isa, v\}$ . The shortest path considered contains at least one common ancestor of  $u$  and  $v$ . This common ancestor is therefore one of the Least Common Ancestor (LCA)<sup>35</sup> of the two concepts according to any function  $\theta$ . Based on this simple shortest-based approach, the semantic similarity of two concepts can therefore be defined as:

$$Sim_{SP}(u, v) = \frac{1}{sp(u, isa, LCA_{u,v}) + sp(v, isa, LCA_{u,v}) + 1}$$

Note that measures based on shortest-path technics have initially been defined to compare nodes of a taxonomic tree. A tree is a specific type of graph in which multi-inheritance doesn't exist, which therefore implies that  $G_u^- \cup G_v^- = \emptyset$ . In addition, it implies that the shortest path defined in  $G_u^+ \cup G_v^+$  doesn't necessarily contain a common ancestor of the  $u$  and  $v$ . However, despite the fact that in most graphs,  $G_u^- \cup G_v^- \neq \emptyset$ , it is commonly admitted that the shortest-path must at least contain one ancestor of the two compared concepts. Nevertheless, a more relaxed approach can also be adopted only considering:

$$Sim_{SP-R}(u, v) = \frac{1}{sp(u, isa^*, v) + 1}$$

Numerous refinements of the shortest-path approach have been formulated. It has therefore been proposed to take into account concept specificity as a function of the depth of the concepts in the graph. In trees, the depth of a concept  $c$ , denoted  $depth(c)$ , is defined as the length of the path linking the  $c$  to the root of the tree. In addition, in trees, the commonality of two concepts is conceptualized through their LCA. Therefore, the more the depth of the LCA, the more specific and informative the LCA is considered and thus the more the pair of concepts shares commonalities. Considering the LCA as the common ancestor of the two concepts which has the maximal depth, the shortest-path can be expressed as a function of their depth (Blanchard, 2008). As an example, the semantic simi-

---

<sup>35</sup> Also denoted Last Common Ancestor, or Least Common Subsumer (LCS).



larity measure defined by (Z. Wu & Palmer, 1994),  $Sim_{WP}$ , proposes to compare two concepts  $u$  and  $v$  according to:

$$Sim_{WP}(u, v) = \frac{2 \text{depth}(LCA_{u,v})}{\text{depth}(u) + \text{depth}(v)}$$

Note that this approach has initially been defined for taxonomical trees. To be applied in graphs, we must ensure that  $\text{depth}(LCA_{u,v})$  is lower or equal to both  $\text{depth}(u)$  and  $\text{depth}(v)$ . To this end, the maximal depth of a concept must be used, i.e. the length of the longest path in  $\{u, \text{isa}, LCA_{u,v}\}$ , i.e.  $lp(u, \text{isa}, LCA_{u,v})$ . To be applied on graphs, the measure proposed by (Z. Wu & Palmer, 1994) is therefore implicitly generalized to:

$$Sim_{WP}(u, v) = \frac{2 \text{lp}(LCA_{u,v}, \text{isa}, \text{root})}{\text{lp}(u, \text{isa}, LCA_{u,v}) + \text{lp}(v, \text{isa}, LCA_{u,v}) + 2 \text{lp}(LCA_{u,v}, \text{isa}, \text{root})}$$

A variation has also been proposed by (Pekar & Staab, 2002):

$$Sim_{PK}(u, v) = \frac{\text{lp}(LCA_{u,v}, \text{isa}, \text{root})}{\text{lp}(u, \text{isa}, LCA_{u,v}) + \text{lp}(v, \text{isa}, LCA_{u,v}) + \text{sp}(LCA_{u,v}, \text{root})}$$

Various edge-based semantic similarity measures also incorporate information about the maximal depth of the concepts found in  $G_{ISA}$  (Leacock & Chodorow, 1998; Resnik, 1995). We present the formulation proposed (Leacock & Chodorow, 1998), we generalized it in order to be used for the comparison of nodes in a poset:

$$Sim_{LC}(u, v) = -\log\left(\frac{\text{lp}(u, \text{isa}, LCA_{u,v}) + \text{lp}(v, \text{isa}, LCA_{u,v})}{2 * \max\_depth}\right)$$

Authors have also proposed to combines both, shortest-path approaches and concept depth (Al-Mubaid & Nguyen, 2006; Y. Li, Bandar, & McLean, 2003). Other adaptations also proposed to take into account concepts distance to leaves (X. Wu, Zhu, Guo, Zhang, & Lin, 2006) and variable relationship intensities considering a particular weighting scheme (J. H. Lee, Kim, & Lee, 1993; Zhong, Zhu, Li, & Yu, 2002), e.g. using IC variability among two linked concepts or multiple topological criteria (Alvarez, Qi, & Yan, 2011).

As we have seen, several proposals relying on the edge-based approach have been defined to compare pairs of concepts defined in a taxonomy. Some of these measures have been defined for the comparison of concepts defined in trees. However, we have shown how these measures can be generalized to graphs.

Edge-based semantic similarity measures are usually extensions or refinements of the intuitive shortest-path distance. Nevertheless, the algorithmic complexity of the shortest

path algorithms hampers the suitability of these measures on large semantic graphs. To remedy to this, shortest-path computation can be avoided using LCA-based approximation of the commonality of two concepts based on the depth of their LCA (Z. Wu & Palmer, 1994).

#### 5.4.2. The Node-based Approach

The node-based approach only considers concepts contained in the graph induced by the concepts, i.e.  $C(G_C)$ . A concept is therefore represented by a set of features. As we said previously, an approach commonly used to represent the features of a concept is to consider its implicit senses as features, i.e. ancestors. The reduction of concepts to sets of features makes it possible to set the semantic similarity back in the context of classical binary similarity or distance measures (e.g., set-based measures). These measures can be seen as a graph matching based approach for evaluating graph similarity based on shared nodes. Since Jaccard index, that was proposed 100 years ago, numerous binary measures have been defined in various fields. A recent survey of those measures distinguishes 76 of them (Choi, Cha, & Tappert, 2010). An example of semantic similarity measure expressed from the Jaccard index is proposed:

$$Sim_{Jaccard}(u, v) = \frac{|A(u) \cup A(v)|}{|A(u) \cap A(v)|}$$

Various refinements of node-based measures have also been proposed to enrich concept features taking into account their descendants (Ranwez, Ranwez, Villerd, & Crampes, 2006) or by defining fuzzy measures (Popescu, Keller, & Mitchell, 2006).

The node-based approach also enables vector representations of compared elements. The basic idea is to represent a concept  $x \in C$  by a vector  $X$  in a (generally ad-hoc) chosen real space  $S$  of dimension  $|C|$ . All of these measures have a common drawback, they rely on the hypothesis that the chosen vector space  $S$  has topological, geometrical and other properties that permit reliably translate the concept of similarity, that is:  $x$  is similar to  $y$  in  $G$  iff  $X$  is similar to  $Y$  in  $S$ . Vector-based measures will evaluate the distance or the relatedness of two concepts by studying the coordinates of their respective projections. Manhattan and Euclidian distances are the most (ad-hoc) commonly used to evaluate the distance of two elements  $x$  and  $y$  respectively characterized by weighted or binary vectors  $X$ ,  $Y$ . However, usually, vector operations are used to assess the similarity through observed co-occurrences, using Kappa statistics or cosine similarity measures. One of the main drawbacks of basic vector-based measures relying only on distributional information is that they consider dimensions as mutually orthogonal and do not exploit concept relationships. In order to remedy this, vector-based measures have been formulated to (i) weight dimensions considering concept specificity function evaluations (e.g., IC) (Benabderrahmane, Smail-Tabbone, Poch, Napoli, & Devignes, 2010; Chabali et al., 2007; D. W. Huang et al., 2007), and (ii) exploit an existing pairwise measure to perform base vectors' products (Benabderrahmane, Smail-Tabbone, et al., 2010). Most node-based measures evaluate commonalities and differences between two concepts  $u$ ,  $v$  by

only focusing on a subset of  $\mathcal{C}(G_u^+) \cap \mathcal{C}(G_v^+)$ . Thereby, (Resnik, 1995) defined the similarity of a couple of concepts as the IC of their common ancestor maximizing an IC function (originally cIC), i.e. their most informative common ancestor (MICA).

$$Sim_{Resnik}(u, v) = IC(MICA_{u,v})$$

Resnik's measure does not explicitly capture the evaluated concept specificities. Indeed, couples of concepts with a similar MICA will have the same semantic similarity. Lin and Jiang & Conrath (JC), among others (Al-Mubaid & Nguyen, 2006; J. H. Lee et al., 1993), refined Resnik's measure to incorporate compared concept specificities.

$$Sim_{Lin}(u, v) = \frac{2 IC(MICA_{u,v})}{IC(u) + IC(v)}$$

$$Dist_{JC}(u, v) = IC(u) + IC(v) - 2 IC(MICA_{u,v})$$

Taking into account  $u$  and  $v$  specificities through a ratio formulation, such as the measure proposed by Lin, can produce high scores when comparing general concepts. In fact, the identity of indiscernible property is ensured, except for the root which generally has an IC equal to 0. However, since some treatments require this property not to be respected, the similarity can be lowered according to MICA specificity, e.g. using SimRel or SimIC Lin's measure reformulations (B. Li, Wang, Feltus, Zhou, & Luo, 2010; Schlicker, Domingues, Rahnenführer, & Lengauer, 2006).

$$Sim_{Rel}(u, v) = Sim_{Lin}(u, v) \times (1 - p(MICA_{u,v}))$$

Note that MICA-based measures do not consider disjoint semantic contributions, i.e.  $\Omega(u, v)$ , the set of unrelated common ancestors of the compared concepts. To remedy this, Couto et al. proposed GraSM and DiShIn strategies to aggregate disjunctive common ancestor contributions (Couto, Silva, & Coutinho, 2005; Couto & Silva, 2011).

### 5.4.3. The Hybrid Approach

Other techniques incorporate metrics of both edge-based and node-based approaches to define hybrid measures (Couto, Silva, & Coutinho, 2003; Y. Li et al., 2003; Othman, Deris, & Illias, 2008; J. Z. Wang et al., 2007). Measures are defined, for example, by taking into account ancestors, node degrees and concept specificities (e.g. IC) (Couto et al., 2003). Graph matching techniques presented for cyclic graphs can also be used to compare induced *rDAG*.

As we have underlined, numerous approaches have been defined to compare pairs of semantic concepts defined in an ontology. Table 4 presents some properties of a selection of pairwise measures.



Name	Type	Approach	G constraint	Range	IOI	Comment
Shortest Path (Rada et al., 1989)	Sim / Rel	Edge	None	$\mathbb{R}^+$	Yes	Weight of the shortest path (sp) linking the compared term.
(Hirst & St-onge, 1998)	Sim / Rel	Edge	Non e	$\mathbb{R}^+$	Yes	sp penalizing multiple change of relationship type. Can be used as a similarity or relatedness measure depending on the relationships considered.
(Y. Li et al., 2003)	Sim	Graph	rDAG	$\mathbb{R}^+$	No	sp penalizing multiple change of relationship type. Can be used as a similarity or relatedness measure depending on the relationships considered.
(Rada et al., 1989)	Dist (ISA)	Edge	DAG	$\mathbb{R}^+$	Yes	Hamming distance, case 4. sp constrained by the LCA.
(Leacock & Chodorow, 1998)	Sim		rDAG	[0; 1]	Yes	Rada formulation normalized using maximal depth, case 4
(Couto et al., 2003) (Othman et al., 2008)	Sim Dist	Graph	rDAG	[0; 1]	Var.	Hamming distance expressed as a sp constrained by the LCA. The sp function takes into account concept degree, depth and IC. IOI can be reconsidered defining $SSMIC(u, v) = SSM(u, v) * IC(u) * IC(v)$ .
(Pekar & Staab, 2002)	Sim	Edge	rDAG	[0; 1]	Yes	IC(v). sp formulation of Jaccard. case 3
(Mao & Chu, 2002)	Sim	Hybrid	DAG	$\mathbb{R}^+$	No	Modification of the Rada measure taking into account the concept specificity
(J. Wang, Xie, Lin, Yang, & Zhang, 2012)	Sim	Edge	rDAG	[0; 1]	No	GraSM-like formulation of a path-based measure (Bader like formulation)
(J. Jiang & Conrath, 1997)	Dist	Node	DAG	[0; 1]	Yes	Hamming distance case 2. Range of values depends on $\theta$ .
(Lin, 1998)	Sim	Node	DAG	[0; 1]	Yes	Dice index case 2
(Couto, Silva, & Coutinho, 2007)	Sim	Node	DAG	[0; 1]	No	Lin measure using GraSM technique to assess commonality.
(Schlicker et al., 2006) (B. Li et al., 2010)	Sim	Node	DAG	[0; 1]	No	Lin measure modified to take relevance into account.
(Gaston K. & Nicola J., 2011) simDIC	Sim	Node	DAG	[0; 1]	Yes	Dice index using case 3
(J. Z. Wang et al., 2007)	Sim/Re l	Node	rDAG	[0; 1]	Yes	Dice index formulation close to case 3 considering concepts as G+ and a relative $\theta$ function evaluating the contribution t of a concept to the semantic of another.
(Z. Wu & Palmer, 1994)	Sim	Edge	rDAG	[0; 1]	Yes	Dice index case 4.
(Slimani, Boutheina, & Mellouli, 2006)	Sim	Edge	rDAG	[0; 1]	Yes	Modification of the Wu and Palmer measure to penalize neighbor comparison compared to concepts related by the partial ordering of the rDAG. Measure allowing non-null similarity

(Hui Yu, Gao, Tu, & Guo, 2005)	Sim	Edge	rDAG	$[0; 1]$	Yes	Measure allowing non-null similarity only to terms related by the partial ordering
(Resnik, 1995)	Sim	Node	DAG	$[0; 1]$ $[0; inf]$	No	Similarity considered as the IC of concepts' MICA. Follows case 2. The range of value depends on the IC.
(Haiyuan Yu, Jansen, Stolovitzky, & Gerstein, 2007)	Sim	Node	DAG	$[0; inf]$	No	Total Ancestry Measure (TAM) considering the Yu et al. definition of the LCA.
(X. Wu et al., 2006)	Sim	Graph	DAG	$N$	No	Consider a concept as $G^+$ , similarity is function of the longest path shared by the two concept representations.
(Nagar & Al-Mubaid, 2008)	Sim	Edge	DAG	$\mathbb{R}^+$	Yes	Use a modification of sp constrained by the LCA.
(S. Jain & Bader, 2010)	Sim	Node	DAG	$[0; 1]$	No	Build a meta-graph reducing the original ontology into cluster of related concepts. Similarity is assessed through a specific function evaluating LCA information content(case 2).
(Al-Mubaid & Nguyen, 2006)	Sim	Graph	DAG	$[0; inf]$	Yes	The measure assigns cluster(s) to concepts. Similarity relies on multiple metrics such as shortest path and distance to of the concepts to their LCA.
(Gaston K. & Nicola J., 2011)	Sim	Node	DAG		Yes	Braun-Blanquet expression using case 3.
(Ranwez et al., 2006)	Dist (ISA)	Node	DAG	$\mathbb{R}^+$	Yes	Similarity is function of the number of descendants of the LCA. Distance properties have been proved (positivity, symmetry, triangle inequality).
(Batet, Sánchez, & Valls, 2010)	Sim	Node	DAG	$\mathbb{R}^+$	Yes	$\rho$ defined as $A(t)$ . Formulation expressed as a distance converted as a similarity using negative log.
(Alvarez & Yan, 2011)	Sim / Rel	Graph	rDAG	$[0; 1]$	No	SSA, exploits three components evaluating terms' shortest path (a weighting scheme is applied to the graph), their LCA, and their literal definitions.
(X. Wu et al., 2006)	Sim	Graph	rDAG	$[0; 1]$	No	Three components are evaluated: (i) commonalities (length of the longest shared path from terms to the root), (ii) terms specificities (shortest paths to term reachable leaves) and (iii) their local distance (Rada distance).

**Table 4** Semantic measures for the comparison of pair of concepts defined in an ontology.

## 5.1. Semantic Similarity Between Groups of Concepts

Two strategies are commonly adopted to compare sets of concepts, the direct and the indirect approaches. The direct one corresponds to the definition of a measure which can be used to directly compare the two sets according to information characterizing the sets in the graph. The indirect approach consider to the aggregation of the score of similarities associated to the pairs of concepts defined in the Cartesian product of the two compared sets.

### 5.1.1. Direct Approach

Semantic similarity measures defined to compare set of concepts according to the direct approach are most of the time generalization of the measures defined for the comparison of pairs of concepts. These measures can therefore also be classified according to the three approaches: edge-based, node-based and hybrid.

The semantic representation of a set of concept is built from a generalization of that used for concepts. A set of concepts  $X$  is then represented by  $G_X$ , i.e. the union of the subgraphs representing the concepts composing  $X$ . Restrictions previously presented can also be applied, e.g,  $G_X^+$ ,  $G_X^-$ .

As an example of direct approach framed in the edge-based strategy,  $Sim_{LP}$  assesses the similarity between a two set of concepts  $(E, F)$  focusing on the size of the longest path shared by  $G_E^+$  and  $G_F^+$  (Guo et al., 2006). This technique amounts to finding the longest is-a path in  $G_E^+ \cap G_F^+$ .

Using the node-based strategy, measures relying on the Jaccard index, SimUI (Guo et al., 2006) and Term Overlap, i.e. TO (Mistry & Pavlidis, 2008), or measures based on the Simpson index (Normalized TO i.e. NTO), have already been proposed to compare two sets of concepts  $E$  and  $F$ .

$$Sim_{TO}(E, F) = \frac{|E \cap F|}{|E \cup F|}$$

$$Sim_{NTO}(E, F) = \frac{|E \cap F|}{\min(|E|, |F|)}$$

Other formulations have been proposed to characterize features according to their specificities. (Pesquita, Faria, & Bastos, 2007) proposed  $Sim_{GIC}$ , wherein they exploit concept IC (originally  $cIC$ ) to compare two sets of concepts  $F$  and  $H$ .

$$Sim_{GIC}(E, F) = \frac{\sum_{u \in C(G_E^+ \cap G_F^+)} IC(u)}{\sum_{u \in C(G_E^+ \cup G_F^+)} IC(u)}$$

### 5.1.2. Indirect Approach

We have presented numerous pairwise measures for the comparison of pairs of concepts. A two-step indirect strategy must be adopted in order to take advantage of those measures to compare entities represented as sets of concepts. First, the similarity of each semantic facet (couple of concepts) of the compared entities has to be computed. Secondly, pairwise scores are aggregated using an aggregation strategy  $\Gamma$ , also called *mixing strategy*. Classical aggregation strategies can be applied (e.g. max, min, average); more refined strategies have also been proposed in order to consider all semantic aspects of the compared entities. Among these strategies MAX average (AVGMAX), Best Match Max (BMM) and Best Match Average (BMA) are the most used.

$$\text{sim}_{AVGMAX}(e, h) = \frac{1}{|C_e|} \sum_{u \in C_e} \max_{v \in C_h} \text{sim}(u, v)$$

## 5.2. Semantic Relatedness Between Two Instances

The semantic similarity between two instances can be evaluated regarding the set of classes they are associated to. In this case, the approach defined to estimate the semantic similarity of two set concepts is used. However, the comparison of instances is most of the time driven by a semantic relatedness measure as the comparison requires the consideration of multiple types of relationships and not only the taxonomical ones. This subsection presents the various approaches which can be used to compare a pair of instances<sup>36</sup>.

Semantic measures between instances have been widely studied to perform instance matching in various knowledge bases, e.g. RDF and databases (Euzenat & Shvaiko, 2007). They have also been used to discover relationships between instances (Volz et al., 2009). In the present case, the aim of the measure is to detect duplicated instances in one or more knowledge bases.

Evaluating the proximity between instances requires defining a representation (or canonical form) to characterize an instance. Four approaches can be distinguished depending on the canonical form adopted:

- *Representation of an instance as a graph node.* Measures based on graph-traversal can be used.
- *Reduction to a set of classes/concepts.* Measures used to compare sets of concepts can be used. Indirect strategies can also aggregate scores of proximity.
- *Instance represented as list of properties or extended list of properties.* Aggregations of the score obtained by the measures adapted for the comparison of each property.

<sup>36</sup> This is an extended version of the state of the art presented in (Harispe et al., 2013a)



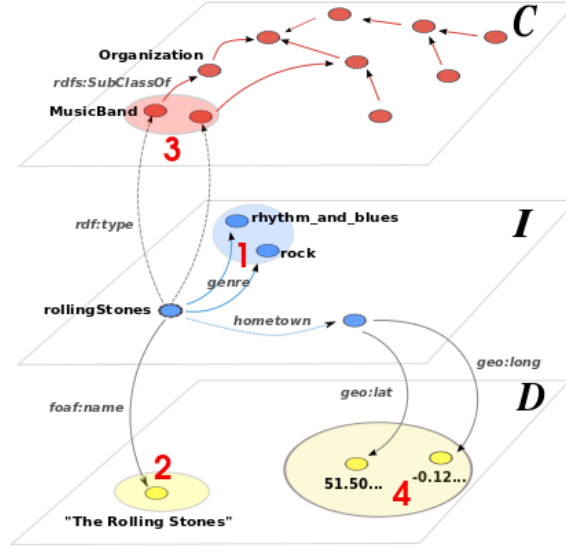
- *Instance represented as a set of projections.* The semantic measure also relies on the aggregations of the score obtained by the measures adapted for each projection defined to describe the property to take into account.

Most of these measures have been introduced in section 5.2.1. The following presentation focuses on the comparison of instances characterized through the notion of projection. These approach has been defined in (Harispe et al., 2013a).

A direct or indirect property of an instance  $i$  corresponds to a partial representation of  $i$ . In Figure 8 for example, the *rollingStones* instance can be represented by its name or music genres. A *simple property* of an instance is therefore expressed through resources linked to the particular instance. Representing an instance through its labels is therefore the same as considering all the  $l$  labels for which a path links  $i$  to  $l$  through the relationship *rdf:label*; in other words, a triplet  $\langle i, \text{rdf:label}, l \rangle$  exists. In a general manner, the path linking two resources is characterized by an ordered list of relationships  $\langle r_0, \dots, r_n \rangle$ , with  $r_i \in R$ , (the *property path* in SPARQL 1.1). Like for a property, a path is also associated in this manner with a range defined by the type of resources specified by the range of  $r_n$ , its last relationship. It thus becomes possible to characterize some of the properties of instances of class  $c$  through a path  $p: I(c) \rightarrow K'$ , with  $I(c)$  the instances of class  $c$  and  $K'$  the range of path  $p$ , a set of values that may be included in  $C$ ,  $I$  or composed of values of the type *rdfs:Datatype*, e.g. String. Let's distinguish three types of paths depending on the range of their last property  $r_n$ :

- *Data*: the range is a set of data, e.g. Strings, Dates (Figure 8, case 2).
- *Instances*: the range is a set of instances (Figure 8, case 1).
- *Classes*: the range is a set of classes (Figure 8, case 3).

A path may be used to characterize simple (either direct or indirect) properties of an instance. Complex properties however require several paths in order to be expressed. A comparison of two music bands through the Euclidian distance between their places of origin does indeed involves defining a complex property encompassing the latitude and longitude of a place that requires two paths  $\{\text{hometown/geo:lat}, \text{hometown/geo:long}\}$  (Figure 8, case 4). In other words, the information characterizing a music band via a property defining its place of origin corresponds to the projection of the instance onto two specific resources capable of being reached through paths in the RDF graph. In order to characterize all properties of an instance, the notion of path can thus be generalized by introducing the notion of projection.



**Figure 8** Examples of properties associated with the *MusicBand* class

A projection refers to projecting a mathematical structure from one space to another. In formal terms, a projection  $P$  is composed of a set of paths and defined by  $P: I(c) \rightarrow K$ , with  $K$  being the set defining the types of projection  $k \in K$ , onto which an instance of class  $c$  can be *projected*. The projection type corresponds to the range associated with the projection, i.e., the type of values potentially used to characterize the instance. When simple projections are used, i.e., when the projection is composed of a single path, then the projection range is defined by the path range, i.e.  $K = K'$ . Yet when complex projections involving multiple paths are used, other types of projections can be defined, in yielding  $K = K' \cup K''$  with  $K''$  being a set indicating the complex objects available for use in representing the complex properties of an instance. Let's note that complex objects are used to represent properties not explicitly expressed in the knowledge base, e.g. geographic location (latitude, longitude). Four types of projections can therefore be distinguished: the three capable of being associated with a single path (*Data*, *Instances*, *Classes*), and the *Complex* type used to represent an instance by means of a set of complex objects combining various (simple) properties. Let's denote  $P^k$  the projection of range  $k \in K$  and  $P^k(i)$  the type  $k$  projection of instance  $i$ .

A set of projections, called the *context of projection*  $CP^c$ , can be associated with a class  $c$ . This context of projection associated with a class serves to define the approach adopted to represent an instance of this class. A context of projection thus enables distinguishing the various properties of interest for the purpose of characterizing an instance. A semantic measure for estimating the proximity of two instances relative to their associated projections can therefore be defined.

The proximity of two instances is evaluated based on the context of projection associated with the class of affiliated instances. This measure takes into account all projections composing the context of projection for the class. The methods that enable comparing

two instances relative to a specific projection must therefore first be defined. To this end, each projection is associated with a measure  $\sigma^k$  that enables comparing a pair of instance projections of type  $k$ , where  $\sigma^k: k \times k \rightarrow [0,1]$ .

Two projections of the *Classes* type can be compared using a semantic measure adapted to a comparison of classes. A comparison of *Data* type projection requires defining a measure adapted to the type of values constituting the values sets produced by the given projection. As an example, two strings may be compared using the Levenshtein distance. *Instances* type projections, associated with a group of instances, can be compared using set-based measures in order to evaluate the number of instances shared by the projections of the two instances being compared. The measure that can be applied in this specific case will be discussed later. *Complex* projections require defining a measure to enable comparing two complex objects. Let's note that in some cases, complex objects or compared values will require some data preprocessing prior to use of the proximity function; as an example, such a preprocessing step could consist of computing the body mass index from the size and weight of an instance of a class *Person*.

Once a measure has been chosen to compare each projection, then a general semantic measure  $\sigma_c$  can be defined between two instances  $u$  and  $v$  of type  $c$ :

$$\sigma_c(u, v) = \sum_{P_i^k \in CP^c, \exists P_i^k(u) \wedge \exists P_i^k(v)} w_i \times \sigma^k(P_i^k(u), P_i^k(v))$$

where  $w_i$  is the weight associated to the projection  $P_i^k$  and the sum of weights equals 1. This measure exploits each projection shared between the compared instances. In other words, the instances of the class are compared based on a specific characterization of all relevant properties that must be taken into account in order to rigorously conduct the comparison.

As previously observed, a projection defines a set of resources that characterize a specific property of an instance. To estimate the similarity of two instances relative to a specific projection, a measure  $\sigma^k$  must be specified so as to compare two sets (sometimes singletons) of resources. Various approaches are available for evaluating these two sets, namely:

- *Cardinality*: The measure evaluates the cardinality of both sets, e.g. by comparing two instances of a class *parent* with respect to the number of children they have.
- *Direct method*: A measure adapted for a set comparison is to be used (e.g. Jaccard index); one example herein would be to compare instances relative to the number of overlapping resources, e.g. the number of common friends.
- *Indirect method*: This method relies on evaluating the proximity of the pair of resources able to be built by considering the compared sets (a Cartesian product of sets), e.g. couples of strings. In this case, an aggregation strategy must be established to aggregate the proximity scores obtained for all resource pairs built

from the Cartesian product of the two compared sets. Classical operators such as Min, Max, Average or more refined approaches may be used to aggregate the scores.

As pointed out above, when an indirect method is used to compare two projections, a measure enabling the comparison of two sets of resources needs to be defined. Several approaches are available for comparing sets of classes, strings or numerical values. Note that the relevance of a measure is once again defined by both the use context and the semantic the similarity scores are required to carry.

Two groups of instances can be compared by using a direct or indirect approach. When an indirect approach is selected, a strategy to enable comparing a couple of instances must be determined. It is therefore possible to use the context of projection defined for the class of the two instances under comparison. This context of projection actually defines the properties that must be taken into account when comparing two instances of this specific type. Applying such a strategy potentially corresponds to a recursive treatment, for which a stop condition is required. In all cases, computing the proximity of two projections should not imply use of the context of projection containing both projections. A proximity measure can thus be represented through an execution graph highlighting the dependencies occurring between contexts of projection. Consequently, this execution graph must be analyzed to detect cycles, for the purpose of ensuring computational feasibility. If a cycle is detected, the measure will not be computable.

## 6. Conclusions

In this paper, we have introduced the large diversity of semantic measures which can be used to compare various types of elements, i.e., units of language, concepts or entities, based on texts and knowledge models analysis. These measures have been proved to be essential tools to drive the comparison of such elements by taking advantage of semantic evidences which formally or implicitly support their meaning or describe their nature.

From Natural Language Processing to Biomedical Informatics, semantic measures are used in a broad field of applications and have become a cornerstone for designing intelligent agents which will use semantic analysis to mimic human ability to compare *things*.

Semantic measures, through the diverse notions presented in this paper (e.g., semantic similarity/relatedness and distance), have been actively studied by several communities over the last decades. However, as we have seen, the meaning of the large terminology related to semantic measures was not clearly defined and misuses are frequent in the literature. Based on the commonly admitted definitions and new proposals, this paper presents a classification and clear distinctions between the semantics carried by the numerous notions related to semantic measures.

The extensive survey presented in this paper offers an overview of the main contributions related to the broad subject of semantic measures. It also underlines interesting aspects regarding the interdisciplinary nature of this field of study. Indeed, as we have seen, the design of semantic measures is (implicitly or explicitly) based on models of mental representations proposed by cognitive sciences. These models are further expressed mathematically according to specific canonical forms adopted to represent elements and functions designed to compare these representations – this whole process enables computer algorithms to compare units of language, concepts or entities, taking into account of their semantics.

Our analysis of existing contributions underlines the lack of an extensive characterization of measures through mathematical properties. Understanding measures through these properties is essential to capture their semantics, i.e., to control the meaning which can be associated to a score produced by the measures. Indeed, the semantics of a semantic measure is generally not discussed in proposals (except some broad distinction between similarity and relatedness). However, for instance, measures only based on taxonomical analysis (semantic similarity measures) can have different meanings. In knowledge-based approaches, some measures may only consider constitutive properties of compared elements (i.e., ancestors), where others will also consider possible extensions (i.e., descendants). Such a meaning mainly depends on two characteristics of a measure: the semantic evidences which are used to drive the comparison and the mathematical properties of the measure. Despite most people only (blindly) consider benchmark results to select a measure, efforts have to be made in order to orient end-users in the selection of the best suited approach according to their usage context, understanding the implications (if any,) to use an approach compared to another. This is particularly important when inference *s* are based on semantic measures results.

## **Contributions**

Sébastien Harispe wrote the paper, co-authors supervised the project.

## References

- Agirre, E., Alfonseca, E., Hall, K., Kravalova, J., Paşca, M., & Soroa, A. (2009). A study on similarity and relatedness using distributional and WordNet-based approaches. *Proceedings of Human Language Technologies: The 2009 Annual Conference of the North American Chapter of the Association for Computational Linguistics on - NAACL '09*, 19. doi:10.3115/1620754.1620758
- Agirre, E., Cuadros, M., Rigau, G., & Soroa, A. (2010). Exploring Knowledge Bases for Similarity. In *In Proceedings of IJCAI* (pp. 373–377).
- Aho, A. V., Garey, M. R., & Ullman, J. D. (1972). The Transitive Reduction of a Directed Graph. *SIAM Journal on Computing*, 1(2), 131–137. doi:10.1137/0201008
- Aimé, X. (2011). *Gradients de prototypicalité , mesures de similarité et de proximité sémantique: une contribution à l ' Ingénierie des Ontologies*.
- Akoka, J., Liddle, S. W., Song, I.-Y., Bertolotto, M., Comyn-Wattiau, I., Heuvel, W.-J., ... Mayr, H. C. (Eds.). (2005). *Perspectives in Conceptual Modeling* (Vol. 3770). Berlin, Heidelberg: Springer Berlin Heidelberg. doi:10.1007/11568346
- Albertoni, R., & De Martino, M. (2006). Semantic similarity of ontology instances tailored on the application context. In *On the Move to Meaningful Internet Systems 2006: CoopIS, DOA, GADA, and ODBASE* (Vol. 4275, pp. 1020–1038). Berlin, Heidelberg: Springer. doi:10.1007/11914853
- Albertoni, R., & Martino, M. (2012). SSONDE: Semantic Similarity on LiNked Data Entities. In J. Doderio, M. Palomo-Duarte, & P. Karampiperis (Eds.), *Metadata and Semantics Research* (pp. 25–36). Springer Berlin Heidelberg. doi:10.1007/978-3-642-35233-1\_3
- Al-Mubaid, H., & Nagar, A. (2008). Comparison of four similarity measures based on GO annotations for Gene Clustering. In *2008 IEEE Symposium on Computers and Communications* (pp. 531–536). Ieee. doi:10.1109/ISCC.2008.4625763
- Al-Mubaid, H., & Nguyen, H. A. (2006). A cluster-based approach for semantic similarity in the biomedical domain. In *Annual International Conference of the IEEE Engineering in Medicine and Biology Society. IEEE Engineering in Medicine and Biology Society. Conference* (Vol. 1, pp. 2713–7). doi:10.1109/IEMBS.2006.259235
- Al-mubaid, H., & Nguyen, H. A. (2009). Measuring Semantic Similarity Between Biomedical Concepts Within Multiple Ontologies. *Systems, Man, and Cybernetics, Part C: Applications and Reviews, IEEE Transactions*, 39(4), 389–398.
- Alqadah, F., & Bhatnagar, R. (2011). Similarity measures in formal concept analysis. *Annals of Mathematics and Artificial Intelligence*, 61(3), 245–256. doi:10.1007/s10472-011-9257-7
- Alvarez, M., Qi, X., & Yan, C. (2011). GO-Based Term Semantic Similarity. In P. IGI-Global (Ed.), *Ontology Learning and Knowledge Discovery Using the Web: Challenges and Recent Advances*. (Vol. 2, pp. 174–185). doi:10.1186/2041-1480-2-3
- Alvarez, M., & Yan, C. (2011). A graph-based semantic similarity measure for the gene ontology. *Journal of bioinformatics and computational biology*, 9(6), 681–95.

- Andrea Rodríguez, M., & Egenhofer, M. J. (2004). Comparing geospatial entity classes: an asymmetric and context-dependent similarity measure. *International Journal of Geographical Information Science*, 18(3), 229–256. doi:10.1080/13658810310001629592
- Andrejko, A., & Bielíková, M. (2013). Comparing Instances of Ontological Concepts for Personalized Recommendation in Large Information Spaces. *Computing and Informatics*, 28(4), 429–452.
- Angryk, R. A. (2007). Measuring semantic similarity using wordnet-based context vectors. In *2007 IEEE International Conference on Systems, Man and Cybernetics* (pp. 908–913). IEEE. doi:10.1109/ICSMC.2007.4413585
- Anna, F. (2008). Concept similarity in Formal Concept Analysis: An information content approach. *Knowledge-Based Systems*, 21(1), 80–87. doi:10.1016/j.knosys.2007.02.001
- Araújo, R., & Pinto, H. S. (2007). SEMilarity: Towards a Model-Driven Approach to Similarity. In *Description Logics*.
- Araujo, S., Hidders, J., Schwabe, D., & de Vries, A. P. (2011). SERIMI - Resource Description Similarity, RDF Instance Matching and Interlinking. *arXiv preprint arXiv:1107.1104*. Databases.
- Ashburner, M., Ball, C. A., Blake, J. A., Botstein, D., Butler, H., & ... (2000). Gene ontology: tool for the unification of biology. The Gene Ontology Consortium. *Nature Genetics*, 25(1), 25–29. doi:10.1038/75556
- Ashby, F. G., & Perrin, N. A. (1988). Toward a unified theory of similarity and recognition. *Psychological review*, 95(1), 124.
- Ballatore, A., Bertolotto, M., & Wilson, D. C. (2012). Geographic knowledge extraction and semantic similarity in OpenStreetMap. *Knowledge and Information Systems*, 37(1), 61–81. doi:10.1007/s10115-012-0571-0
- Banerjee, S., & Pedersen, T. (2003). Extended Gloss Overlaps as a Measure of Semantic Relatedness. In *IJCAI* (pp. 805–810).
- Baralis, E., Bruno, G., & Fiori, A. (2011). Measuring gene similarity by means of the classification distance. *Knowledge and Information Systems*, 29(1), 81–101. doi:10.1007/s10115-010-0374-0
- Batet, M. (2011a). *A study on semantic similarity and its application to clustering*. Verlag Dr Muller.
- Batet, M. (2011b). Ontology-based semantic clustering. *AI Commun.*, 24(3), 291–292.
- Batet, M., Sánchez, D., & Valls, A. (2010). An ontology-based measure to compute semantic similarity in biomedicine. *Journal of biomedical informatics*, 4(1), 39–52. doi:10.1016/j.jbi.2010.09.002
- Batet, M., Sánchez, D., Valls, A., & Gibert, K. (2010). Exploiting Taxonomical Knowledge to Compute Semantic Similarity: An Evaluation in the Biomedical Domain. In *Lecture Notes in Computer Science* (Vol. 6096/2010, pp. 274–283). doi:10.1007/978-3-642-13022-9\_28
- Batet, M., Sánchez, D., Valls, A., & Gibert, K. (2013). Semantic similarity estimation from multiple ontologies. *Applied Intelligence*, 38(1), 29–44. doi:10.1007/s10489-012-0355-y



- Batet, M., Valls, A., Gibert, K., & Sánchez, D. (2010). Semantic clustering using multiple ontologies. In *13th International conference on the catalan association for artificial intelligence* (pp. 207–16).
- Baumann, S., & Schirru, R. (2012). Using Linked Open Data for Novel Artist Recommendations. In *13th Internal Society for Music Information Retrieval Conference*. Porto.
- Baziz, M., Boughanem, M., Pasi, G., & Prade, H. (2007). An Information Retrieval Driven by Ontology: from Query to Document Expansion. In *Computer-Assisted Information Retrieval (Recherche d'Information et ses Applications) - RIAO 2007*.
- Bellahsene, Z., Bonifati, A., & Rahm, E. E. (2011). *Schema matching and mapping*. Springer.
- Benabderrahmane, S., Devignes, M. D., Smail-Tabbone, M., Poch, O., & Napoli, A. (2010). IntelliGO: Towards a New Synthetic Semantic Similarity Measure by Considering Metadata of Gene Functional Annotations Quality. *Bioinformatics*, 1–6.
- Benabderrahmane, S., Smail-Tabbone, M., Poch, O., Napoli, A., & Devignes, M.-D. (2010). IntelliGO: a new vector-based semantic similarity measure including annotation origin. *BMC Bioinformatics*, 11(1), 588. doi:10.1186/1471-2105-11-588
- Bernstein, A., Kaufmann, E., Kiefer, C., Bürki, C., & Burki, C. (2005). *SimPack: A Generic Java Library for Similarity Measures in Ontologies*. Most.
- Bin, S., Liying, F., Jianzhuo, Y., Pu, W., & Zhongcheng, Z. (2009). Ontology-based Measure of Semantic Similarity between Concepts. In *Software Engineering, 2009. WCSE'09. WRI World Congress* (pp. 109–112). IEEE.
- Binder, J. R., & Desai, R. H. (2011). The neurobiology of semantic memory. *Trends in cognitive sciences*, 1–10. doi:10.1016/j.tics.2011.10.001
- Bisson, G. (1995). Why and How to Define a Similarity Measure for Object Based Representation Systems. In *Towards Very Large Knowledge Bases* (1st ed.). IOS Press.
- Blanchard, E. (2008). *Exploitation d'une hiérarchie de subsomption par le biais de mesures sémantiques*. Université de Nantes.
- Blanchard, E., & Harzallah, M. (2005). A typology of ontology-based semantic measures. *EMOI-INTEROP'05, Proc. Open Interop Workshop on Enterprise Modelling and Ontologies for Interoperability*.
- Blanchard, E., Harzallah, M., & Kuntz, P. (2008). A generic framework for comparing semantic similarities on a subsumption hierarchy. *18th European Conference on Artificial Intelligence*, 20–24.
- Blei, D. M., Ng, A. Y., & Jordan, M. I. (2003). Latent dirichlet allocation. *the Journal of machine Learning research*, 3, 993–1022.
- Bollegala, D., Matsuo, Y., & Ishizuka, M. (2010). A Web Search Engine-based Approach to Measure Semantic Similarity between Words. *IEEE Transactions on Knowledge and Data Engineering*, 23(7), 977–990. doi:10.1109/TKDE.2010.172
- Bollegala, Danushka. (2007a). An Integrated Approach to Measuring Semantic Similarity between Words Using Information available on the Web. *Proceedings of the 16th international conference on World Wide Web - WWW '07*, 757. doi:10.1145/1242572.1242675

- Bollegala, Danushka. (2007b). Measuring semantic similarity between words using web search engines. *Proceedings of the 16th international conference on World Wide Web - WWW '07*, 757. doi:10.1145/1242572.1242675
- Bollegala, Danushka, Matsuo, Y., & Ishizuka, M. (2007). WebSim: a web-based semantic similarity measure. In *The 21st Annual Conference of the Japanese Society for Artificial Intelligence* (pp. 757–766).
- Bollegala, Danushka, Matsuo, Y., & Ishizuka, M. (2009). A relational model of semantic similarity between words using automatically extracted lexical pattern clusters from the web. *Proceedings of the 2009 Conference on Empirical Methods in Natural Language Processing Volume 2 - EMNLP '09*, 803. doi:10.3115/1699571.1699617
- Borgida, A., Walsh, T., & Hirsh, H. (2005). Towards measuring similarity in description logics. In *International Workshop on Description Logics (DL2005)* (Vol. 147). Edinburgh, Scotland.
- Budanitsky, A. (1999). *Lexical Semantic Relatedness and Its Application in Natural Language Processing*.
- Budanitsky, A. (2001). Semantic distance in WordNet: An experimental, application-oriented evaluation of five measures. *Workshop on WordNet and Other Lexical*.
- Budanitsky, A., & Hirst, G. (2006). Evaluating WordNet-based Measures of Lexical Semantic Relatedness. *Computational Linguistics*, 32(1), 13–47. doi:10.1162/coli.2006.32.1.13
- Cai, S., Lu, Z., & Gu, J. (2010). An Effective Measure of Semantic Similarity. In *Advances in Wireless Networks and Information Systems* (pp. 9–17). Springer.
- Camon, E., Magrane, M., Barrell, D., Lee, V., Dimmer, E., Maslen, J., ... Apweiler, R. (2004). The Gene Ontology Annotation (GOA) Database: sharing knowledge in Uniprot with Gene Ontology. *Nucleic acids research*, 32(Database issue), D262–6. doi:10.1093/nar/gkh021
- Cao, S.-L., Qin, L., He, W.-Z., Zhong, Y., Zhu, Y.-Y., & Li, Y.-X. (2004). Semantic search among heterogeneous biological databases based on gene ontology. *Acta biochimica et biophysica Sinica*, 36(5), 365–70.
- Capocci, A., Moro, P. A., & Servedio, V. D. P. (2010). Friendship , collaboration and semantics in Flickr: from social interaction to semantic similarity. In *International Workshop on Modeling Social Media*. (p. 8). ACM.
- Castano, S., Ferrara, A., Montanelli, S., & Varese, G. (2011). Ontology and Instance Matching. *Knowledge-driven multimedia information extraction and ontology evolution*, (Section 3), 167–195.
- Caviedes, J. E., & Cimino, J. J. (2004). Towards the development of a conceptual distance metric for the UMLS. *Journal of biomedical informatics*, 37(2), 77–85. doi:10.1016/j.jbi.2004.02.001
- Cha, S. (2007). Comprehensive survey on distance/similarity measures between probability density functions. *International Journal of Mathematical Models and Methods in Applied Sciences*, 1(4), 300–307.
- Chabalier, J., Mosser, J., & Burgun, A. (2007). A transversal approach to predict gene product networks from ontology-based similarity. *BMC Bioinformatics*, 8, 235. doi:10.1186/1471-2105-8-235
- Chartrand, G., Kubicki, G., & Schultz, M. (1998). Graph similarity and distance in graphs. *Aequationes Mathematicae*, 55(1-2), 129–145.

- Chebotarev, P., & Shamis, E. (2006a). On proximity measures for graph vertices. *arXiv preprint math/0602073*.
- Chebotarev, P., & Shamis, E. (2006b). The matrix-forest theorem and measuring relations in small social groups. *arXiv preprint math/0602070*.
- Cheng, Z., Zhe, H., Ya-Ping, S., Zheng, C., Hu, Z., & Shen, Y. (2009). Concept similarity computation based on ontology. *2009 International Conference on Machine Learning and Cybernetics*, (July), 165–169. doi:10.1109/ICMLC.2009.5212529
- Chiabrande, E., Likavec, S., Lombardi, I., Picardi, C., & Theseider Dupré, D. (2011). Semantic similarity in heterogeneous ontologies. In ACM (Ed.), *Semantic similarity in heterogeneous ontologies* (pp. 153–160). doi:10.1145/1995966.1995989
- Cho, J.-H., Wang, K., & Galas, D. J. (2011). An integrative approach to inferring biologically meaningful gene modules. *BMC systems biology*, 5(1), 117. doi:10.1186/1752-0509-5-117
- Cho, M., Choi, J., & Kim, P. (2003). An efficient computational method for measuring similarity between two conceptual entities. *Lecture notes in computer science*, 381–388.
- Choi, S., Cha, S., & Tappert, C. C. (2010). A Survey of Binary Similarity and Distance Measures. *Journal on Systemics, Cybernetics and Informatics*, 0(1), 43–48.
- Church, K. W., & Hanks, P. (1990). Word association norms, mutual information, and lexicography. *Computational linguistics*, 16(1), 22–29.
- Corcho, O. (2003). Methodologies, tools and languages for building ontologies. Where is their meeting point? *Data & Knowledge Engineering*, 46(1), 41–64. doi:10.1016/S0169-023X(02)00195-7
- Cordi, V., Lombardi, P., Martelli, M., Mascardi, V., & Disi, I. (2005). An Ontology-Based Similarity between Sets of Concepts. In *Proceedings of WOA* (pp. 16–21). Italy.
- Couto, F. M., Silva, M., & Coutinho, P. (2003). *Implementation of a Functional Semantic Similarity Measure between Gene-Products. Recherche*. Department of Informatics, University of Lisbon.
- Couto, F. M., & Silva, M. J. (2011). Disjunctive Shared Information between Ontology Concepts: application to Gene Ontology. *Journal of Biomedical Semantics*, 2(1), 5. doi:10.1186/2041-1480-2-5
- Couto, F. M., Silva, M. J., & Coutinho, P. M. (2005). Semantic Similarity over the Gene Ontology: Family Correlation and Selecting Disjunctive Ancestors. In *Conference in Information and Knowledge Management* (pp. 343–344). ACM. doi:10.1145/1099554.1099658
- Couto, F. M., Silva, M. J., & Coutinho, P. M. (2007). Measuring semantic similarity between Gene Ontology terms. *Data & Knowledge Engineering*, 61(1), 137–152. doi:10.1016/j.datak.2006.05.003
- Couto, F. M., Silva, M. J., Lee, V., Dimmer, E., Camon, E., Apweiler, R., ... Rebholz-Schuhmann, D. (2006). GOAnnotator: linking protein GO annotations to evidence text. *Journal of Biomedical Discovery and Collaboration*, 1(1), 19.
- Cover, T. M., & Thomas, J. A. (2012). *Elements of information theory*. John Wiley & Sons.

- Cross, V. (2004). Fuzzy semantic distance measures between ontological concepts. *IEEE Annual Meeting of the Fuzzy Information, 2004. Processing NAFIPS '04.*, 635–640 Vol.2. doi:10.1109/NAFIPS.2004.1337375
- Cross, V. (2006). Tversky's Parameterized Similarity Ratio Model: A Basis for Semantic Relatedness. In *Fuzzy Information Processing Society, 2006. NAFIPS 2006. Annual meeting of the North American* (pp. 541 – 546). Montreal, Que.
- Cross, V., Yu, X., & Hu, X. (2013). Unifying ontological similarity measures: A theoretical and empirical investigation. *International Journal of Approximate Reasoning*, 54(7), 861 – 875. doi:10.1016/j.ijar.2013.03.003
- Curran, J. R. (2004). *From distributional to semantic similarity*. University of Edinburgh. College of Science and Engineering. School of Informatics.
- d'Amato, C., Fanizzi, N., & Esposito, F. (2005). A dissimilarity measure for the ALC description logic. *Proceedings of the KCAP2005 Ontology Management Workshop, Banff, Canada*, 166.
- d'Amato, C., Fanizzi, N., & Esposito, F. (2005). A Semantic Dissimilarity Measure for Concept Descriptions in Ontological Knowledge Bases in. *The Second International Workshop on Knowledge Discovery and Ontologies*.
- d'Amato, C., Fanizzi, N., & Esposito, F. (2006). A dissimilarity measure for ALC concept descriptions. In *Proceedings of the 2006 ACM symposium on Applied computing* (pp. 1695–1699).
- d'Amato, C., Fanizzi, N., & Esposito, F. (2009). A semantic similarity measure for expressive description logics. *Arxiv preprint arXiv:0911.5043*.
- D'Amato, C., Staab, S., & Fanizzi, N. (2008). Knowledge Engineering: Practice and Patterns. In A. Gangemi & J. Euzenat (Eds.), *EKA'08 Proceedings of the 16th international conference on Knowledge Engineering: Practice and Patterns* (Vol. 5268, pp. 48–63). Berlin, Heidelberg: Springer Berlin Heidelberg. doi:10.1007/978-3-540-87696-0
- d'Amato, Claudia. (2007). *Similarity-based Learning Methods for the Semantic Web*. Citeseer. Citeseer.
- Dagan, I., Lee, L., & Pereira, F. C. N. (1999). Similarity-based models of word cooccurrence probabilities. *Machine Learning*, 34(1-3), 43–69.
- Danowski, J. a. (2010). Identifying Networks of Semantically-Similar Individuals from Public Discussion Forums. *2010 International Conference on Advances in Social Networks Analysis and Mining*, 144–151.
- Decock, L., & Douven, I. (2011). Similarity After Goodman. *Review of philosophy and psychology*, 2(1), 61–75. doi:10.1007/s13164-010-0035-y
- Delbru, R. (2011). *Searching Web Data: an Entity Retrieval Model*. National University of Ireland.
- Deza, M. M., & Deza, E. (2009). *Encyclopedia of distances*. Springer.
- Diaz-Diaz, N., & Aguilar-Ruiz, J. S. (2011). GO-based Functional Dissimilarity of Gene Sets. *BMC Bioinformatics*, 12(1), 360. doi:10.1186/1471-2105-12-360
- Du, P., Feng, G., Flatow, J., Song, J., Holko, M., Kibbe, W. A., & Lin, S. M. (2009). From disease ontology to disease-ontology lite: statistical methods to adapt a general-purpose ontology for the test of gene-ontology associations. *Bioinformatics (Oxford, England)*, 25(12), i63–8. doi:10.1093/bioinformatics/btp193

- Du, Z., Li, L., Chen, C.-F., Yu, P. S., & Wang, J. Z. (2009). G-SESAME: web tools for GO-term-based gene similarity analysis and knowledge discovery. *Nucleic acids research*, 37(Web Server issue), W345–9. doi:10.1093/nar/gkp463
- Ehrig, M., Haase, P., Hefke, M., & Stojanovic, N. (2004). Similarity for Ontologies - a Comprehensive Framework. In *Workshop Enterprise Modelling and Ontology: Ingredients for Interoperability, at PAKM*.
- Entringer, R. C., Jackson, D. E., & Snyder, D. A. (1976). Distance in graphs. *Czechoslovak Mathematical Journal*, 26(2), 283–296.
- Esposito, F., d'Amato, C., & Fanizzi, N. (2010). Fuzzy Clustering for Semantic Knowledge Bases. *Fundamenta Informaticae*, 99(2), 187–205.
- Esposito, F., Fanizzi, N., & d'Amato, C. (2008). Conceptual clustering applied to ontologies. *Mining Complex Data*, 42–56.
- Euzenat, J., & Shvaiko, P. (2007). *Ontology matching*. (Springer, Ed.) *Dados* (p. 333). Springer-Verlag. doi:10.1007/978-3-540-49612-0
- Fanizzi, N., & d'Amato, C. (2006). A similarity measure for the aln description logic. *Proceedings of CILC*, 26–27.
- Fanizzi, N., d'Amato, C., & Esposito, F. (2008a). Conceptual clustering and its application to concept drift and novelty detection. In *Proceedings of the 5th European semantic web conference on The semantic web: research and applications* (pp. 318–332).
- Fanizzi, N., d'Amato, C., & Esposito, F. (2008b). Approximate measures of semantic dissimilarity under uncertainty. *Uncertainty Reasoning for the Semantic Web I*, 348–365.
- Fano, R. M. (1961). Transmission of information: A statistical theory of communications. *American Journal of Physics*, 29, 793–794.
- Faria, D., Pesquita, C., Couto, F. M., & Falcão, A. (2007). *Proteinon: A web tool for protein semantic similarity*. Lisbon: Department of Informatics, University of Lisbon.
- Fernandez-Lopez, M., & Corcho, O. (2010). *Ontological Engineering: with examples from the areas of Knowledge Management, e-Commerce and the Semantic Web*. Springer Publishing Company, Incorporated.
- Fernando, S., & Stevenson, M. (2008). A semantic similarity approach to paraphrase detection. *Computational Linguistics UK (CLUK 2008) 11th Annual Research Colloquium*.
- Ferreira, J. D., & Couto, F. M. (2010). Semantic Similarity for Automatic Classification of Chemical Compounds. (J. B. O. Mitchell, Ed.) *PLoS Computational Biology*, 6(9), e1000937. doi:10.1371/journal.pcbi.1000937
- Firth, J. R. (1957). *A synopsis of linguistic theory, 1930-1955*.
- Fogaras, D., & Rácz, B. (2005). Scaling link-based similarity search. In *Proceedings of the 14th international conference on World Wide Web - WWW '05* (p. 641). New York, New York, USA: ACM Press. doi:10.1145/1060745.1060839
- Fontana, P., Cestaro, A., Velasco, R., Formentin, E., & Toppo, S. (2009). Rapid Annotation of Anonymous Sequences from Genome Projects Using Semantic Similarities and a Weighting Scheme in Gene Ontology. (S. Hannenhalli, Ed.) *PLoS ONE*, 4(2), 15.

- Formica, A., & Pourabbas, E. (2008). Content based similarity of geographic classes organized as partition hierarchies. *Knowledge and Information Systems*, 20(2), 221–241. doi:10.1007/s10115-008-0177-8
- Fouss, F., Pirotte, A., Renders, J., & Saerens, M. (2007). Random-Walk Computation of Similarities between Nodes of a Graph with Application to Collaborative Recommendation. *IEEE Transactions on Knowledge and Data Engineering*, 19(3), 355–369. doi:10.1109/TKDE.2007.46
- Fröhlich, H., Speer, N., Poustka, A., & Beissbarth, T. (2007). GOSim--an R-package for computation of information theoretic GO similarities between terms and gene products. *BMC Bioinformatics*, 8, 166. doi:10.1186/1471-2105-8-166
- Gabrilovich, E. (2009). Wikipedia-based Semantic Interpretation for Natural Language Processing. *Artificial Intelligence*, 34, 443–498.
- Garla, V. N., & Brandt, C. (2012). Semantic similarity in the biomedical domain: an evaluation across knowledge sources. *BMC bioinformatics*, 13(1), 261. doi:10.1186/1471-2105-13-261
- Gaston K., M., & Nicola J., M. (2011). IT-GOM: An Integrative Tool for IC-based GO Semantic Similarity Measures.
- Ge, J., & Qiu, Y. (2008). Concept Similarity Matching Based on Semantic Distance. *2008 Fourth International Conference on Semantics, Knowledge and Grid*, (C), 380–383. doi:10.1109/SKG.2008.24
- Ginter, F., Pyysalo, S., & Salakoski, T. (2007). Document classification using semantic networks with an adaptive similarity measure. *Amsterdam studies in the theory and history of linguistic science series*, 292(4), 137.
- Goddard, W., & Oellermann, O. (2011). Distance in Graphs. In *Structural Analysis of Complex Networks* (pp. 49–72). Springer.
- Goldstone, R. L., & Son, J. Y. (2004). Similarity. *Psychological Review*, 100, 254–278.
- Grefenstette, G. (1994). *Explorations in automatic thesaurus discovery*. Springer.
- Grego, T., Ferreira, D., Pesquita, C., Bastos, H., & Vi, D. V. (2010). Chemical and Metabolic Pathway Semantic Similarity. *Comparative and General Pharmacology*, 3335(March).
- Gruber, T. (1993). A translation approach to portable ontology specifications. *Knowledge acquisition*, 5.2(April), 199–220.
- Gruber, T. R. (1995). Toward principles for the design of ontologies used for knowledge sharing? *International journal of human-computer studies*, 43(5), 907–928.
- Guarino, N., Oberle, D., & Staab, S. (2009). What is an Ontology? In *Handbook on ontologies* (pp. 1–17). Springer.
- Guo, X. (2008). Gene Ontology-based Semantic Similarity Measures.
- Guo, X., Liu, R., Shriver, C. D., Hu, H., & Liebman, M. N. (2006). Assessing semantic similarity measures for the characterization of human regulatory pathways. *Bioinformatics (Oxford, England)*, 22(8), 967–73. doi:10.1093/bioinformatics/btl042
- Gurevych, I. (2005). Using the structure of a conceptual network in computing semantic relatedness. *Natural Language Processing–IJCNLP 2005*, 767–778.
- Guzzi, P. H., Mina, M., Guerra, C., & Cannataro, M. (2012). Semantic similarity analysis of protein data: assessment with biological features and issues. *Briefings in Bioinformatics*, 13(5), 569–585. doi:10.1093/bib/bbr066

- Haase, P., Siebes, R., & Harmelen, F. Van. (2004). Peer Selection in Peer-to-Peer Networks with Semantic Topologies. In Springer (Ed.), *Semantics of a Networked World. Semantics for Grid Databases* (pp. 108–125).
- Hagedoorn, M., & others. (2000). *Pattern matching using similarity measures*. PhD thesis, Utrecht University, the Netherlands, 2000. 2.
- Halawi, G., Dror, G., Gabrilovich, E., & Koren, Y. (2012). Large-scale learning of word relatedness with constraints. In *Proceedings of the 18th ACM SIGKDD international conference on Knowledge discovery and data mining - KDD '12* (p. 1406). New York, New York, USA: ACM Press. doi:10.1145/2339530.2339751
- Hall, M. (2006). *A Semantic Similarity Measure for Formal Ontologies. ... und Informatik, Alpen-Adria Universität Klagenfurt, .... Klagenfurt, Austria.*
- Haralambous, Y., & Klyuev, V. (2011). A Semantic Relatedness Measure Based on Combined Encyclopedic, Ontological and Collocational Knowledge. *arXiv*, preprint arXiv:1107.4723.
- Harispe, S., Ranwez, S., Janaqi, S., & Montmain, J. (2013a). Semantic Measures Based on RDF Projections: Application to Content-Based Recommendation Systems. In *On the Move to Meaningful Internet Systems: OTM 2013 Conferences* (pp. 606–615). Graz (Austria): Springer Berlin Heidelberg. doi:10.1007/978-3-642-41030-7\_44
- Harispe, S., Ranwez, S., Janaqi, S., & Montmain, J. (2013b). The Semantic Measures Library and Toolkit: fast computation of semantic similarity and relatedness using biomedical ontologies. *Bioinformatics*.
- Harris, Z. S. (1981). *Distributional structure*. Springer.
- Hawalah, A., & Fasli, M. (2011). A Graph-based Approach to Measuring Semantic Relatedness in Ontologies. In *Proceedings of the International Conference on Web Intelligence, Mining and Semantics* (p. 29). ACM.
- Hill, D. P., Smith, B., McAndrews-Hill, M. S., & Blake, J. a. (2008). Gene Ontology annotations: what they mean and where they come from. *BMC Bioinformatics*, 9 Suppl 5, S2. doi:10.1186/1471-2105-9-S5-S2
- Hirst, G., & St-onge, D. (1998). *Lexical chains as representations of context for the detection and correction of malapropisms*. (Christiane Fellbaum, Ed.) *WordNet: An electronic lexical database*. (pp. 305–332). Cambridge, MA: MIT Press.
- Hitzler, P., Krotzsch, M., & Rudolph, S. (2011). *Foundations of semantic web technologies*. Chapman and Hall/CRC.
- Hliaoutakis, A., Varelas, G., Voutsakis, E., Petrakis, E. G. M., & Milios, E. (2006). Information retrieval by semantic similarity. *International Journal on Semantic Web and Information Systems (IJSWIS)*, 2(3), 55–73.
- Hliaoutakis, Angelos. (2005). *Semantic Similarity Measures in MeSH Ontology and their application to Information Retrieval on Medline*. Technical University of Crete, Greek.
- Hliaoutakis, Angelos, & Varelas, G. (2006). Information retrieval by semantic similarity. *International Journal on Semantic Web and Information Systems (IJSWIS)*, 2(3), 55–73.
- Hoa A. Nguyen, B. E. (2006). *New Semantic Similarity Techniques of Concepts applied in the biomedical domain and WordNet*. University of Houston Clear Lake, Houston, TTX USA.

- Huang, D. W., Sherman, B. T., Tan, Q., Collins, J. R., Alvord, W. G., Roayaei, J., ... Lempicki, R. a. (2007). The DAVID Gene Functional Classification Tool: a novel biological module-centric algorithm to functionally analyze large gene lists. *Genome biology*, 8(9), R183. doi:10.1186/gb-2007-8-9-r183
- Huang, Z., & Harmelen, F. Van. (2008). Using Semantic Distances for Reasoning with Inconsistent Ontologies. In *The Semantic Web-ISWC 2008* (pp. 178–194). Springer.
- Hughes, T., & Ramage, D. (2007). Lexical Semantic Relatedness with Random Graph Walks. *Computational Linguistics*, 7(June), 581–589.
- Iordanskaja, L., Kittredge, R., & Polguere, A. (1991). Lexical selection and paraphrase in a meaning-text generation model. In *Natural language generation in artificial intelligence and computational linguistics* (pp. 293–312). Springer.
- Iosif, E., & Potamianos, A. (2010). Unsupervised Semantic Similarity Computation between Terms Using Web Documents. *IEEE Transactions on Knowledge and Data Engineering*, 22(11), 1637–1647.
- Jain, A. K., Murty, M. N., & Flynn, P. J. (1999). Data clustering: a review. *ACM computing surveys (CSUR)*, 31(3), 264–323.
- Jain, S., & Bader, G. D. (2010). An improved method for scoring protein-protein interactions using semantic similarity within the gene ontology. *BMC Bioinformatics*, 11(1), 562. doi:10.1186/1471-2105-11-562
- Janowicz, K. (2006). Sim-dl: Towards a semantic similarity measurement theory for the description logic ALCNR in geographic information retrieval. In *On the Move to Meaningful Internet Systems 2006: OTM 2006 Workshops* (pp. 1681–1692). Springer.
- Janowicz, K., Keßler, C., & Schwarz, M. (2007). Algorithm, implementation and application of the SIM-DL similarity server. *GeoSpatial ...*, (DI).
- Janowicz, K., Raubal, M., & Kuhn, W. (2011). The semantics of similarity in geographic information retrieval. *Journal of Spatial Information Science*, 2, 29–57. doi:10.5311/josis.v0i2.26
- Janowicz, K., Raubal, M., Schwering, A., & Kuhn, W. (2008). Semantic Similarity Measurement and Geospatial Applications. *Transactions in GIS*, 12(6), 651–659. doi:10.1111/j.1467-9671.2008.01129.x
- Janowicz, K., & Wilkes, M. (2009). Sim-dla: A novel semantic similarity measure for description logics reducing inter-concept to inter-instance similarity. In *The Semantic Web: Research and Applications* (pp. 353–367). Springer.
- Jarmasz, M., & Szpakowicz, S. (2002). Using Roget’s Thesaurus to Measure Semantic Similarity. *Paragraph*, (1965), 37–53.
- Jeh, G., & Widom, J. (2002). SimRank. In *Proceedings of the eighth ACM SIGKDD international conference on Knowledge Discovery and Data mining* (p. 538). New York, USA: ACM Press. doi:10.1145/775047.775126
- Jian, Z. (2011). Web Information Retrieval based on Ontology. *Energy Procedia*, 11, 5084–5088. doi:10.1016/j.egypro.2011.10.952
- Jiang, J., & Conrath, D. (1997). Semantic Similarity Based on Corpus Statistics and Lexical Taxonomy. In *International Conference Research on Computational Linguistics (ROCLING X)* (Vol. cmp-lg/970, p. 15).



- Jiang, R., Gan, M., & Dou, X. (2013). From Ontology to Semantic Similarity: Calculation of Ontology-Based Semantic Similarity. *The Scientific World Journal*, 2013.
- Jimeno-Yepes, A., Jiménez-Ruiz, E., Berlanga-Llavori, R., & Rebholz-Schuhmann, D. (2009). Reuse of terminological resources for efficient ontological engineering in Life Sciences. *BMC bioinformatics*, 10(Suppl 10), S4.
- Jones, K. S. (1972). A statistical interpretation of term specificity and its application in retrieval. *Journal of Documentation*, 28, 11–21.
- Kai, S., Fangchun, Y., Hua, Z., & Sen, S. (2007). An approach for measuring semantic similarity between concepts in semantic web. In *IET Conference Publications* (pp. 602–608).
- Keßler, C., Raubal, M., & Janowicz, K. (2007). The effect of context on semantic similarity measurement. In *3rd International IFIP Workshop On Semantic Web & Web Semantics (SWWS '07)*. Vilamoura (Portugal): Lecture Notes in Computer Science.
- Kiefer, C., Bernstein, A., & Stocker, M. (2007). The Fundamentals of iSPARQL - A Virtual Triple Approach For Similarity-Based Semantic Web Tasks. (K. Aberer, K. Choi, N. Noy, D. Allemang, K. Lee, L. J. B. Nixon, ... P. Cudré-Mauroux, Eds.) *The Semantic Web*, 4825, 295–309. doi:10.1007/978-3-540-76298-0\_22
- Kim, Y. T. Y., & Zhang, B. (2002). Collocation Dictionary Optimization Using WordNet and k-Nearest Neighbor Learning. *Wall Street Journal*, 16(2), 89–108.
- Knappe, R. (2006). *Measures of semantic similarity and relatedness for use in ontology-based information retrieval*. Science.
- Köhler, S., Schulz, M. H., Krawitz, P., Bauer, S., Dölken, S., Ott, C. E., ... Robinson, P. N. (2009). Clinical diagnostics in human genetics with semantic similarity searches in ontologies. *American journal of human genetics*, 85(4), 457–64. doi:10.1016/j.ajhg.2009.09.003
- Kolb, P. (2008). Disco: A multilingual database of distributionally similar words. *Proceedings of KONVENS-2008, Berlin*.
- Kovács, B. (2010). A generalized model of relational similarity. *Social Networks*, 32(3), 197–211.
- Kozielski, M., & Gruca, A. (2011). Evaluation of Semantic Term and Gene Similarity Measures. *Computational Intelligence*, 406–411.
- Kozima, H. (1993). Text segmentation based on similarity between words. *ACL*, 286–288.
- Landauer, T., & Dumais, S. (1997). A solution to Plato's problem: The Latent Semantic Analysis theory of the acquisition, induction, and representation of knowledge. *Psychological Review*, 104, 211 – 240.
- Landauer, T. K., Foltz, P. W., & Laham, D. (1998). An introduction to latent semantic analysis. *Discourse processes*, 25(2-3), 259–284.
- Lao, N. (2012). *Efficient Random Walk Inference with Knowledge Bases*. Pennsylvania State University.
- Leacock, C., & Chodorow, M. (1998). Combining Local Context and WordNet Similarity for Word Sense Identification. In C. Fellbaum (Ed.), *WordNet: An electronic lexical database*. (pp. 265 – 283). MIT Press.

- Lee, J. H., Kim, M. H., & Lee, Y. J. (1993). Information retrieval based on conceptual distance in is-a hierarchies. *Journal of Documentation*, 49(2), 188 – 207. doi:10.1108/eb026913
- Lee, L. (n.d.). On the effectiveness of the skew divergence for statistical language analysis.
- Lee, W.-N., Shah, N., Sundlass, K., & Musen, M. (2008). Comparison of ontology-based semantic-similarity measures. In *AMIA - Annual Symposium proceedings / AMIA Symposium. AMIA Symposium* (pp. 384–8).
- Lemaire, B., & Denhière, G. (2008). Effects of High-Order Co-occurrences on Word Semantic Similarities. *arXiv preprint arXiv:0804.0143*.
- Lewis, W. D. (2002). Measuring conceptual distance using WordNet: The design of a metric for measuring semantic similarity. *University of Arizona*. doi:10.1.1.83.757
- Li, B., Wang, J. Z., Feltus, F. A., Zhou, J., & Luo, F. (2010). Effectively integrating information content and structural relationship to improve the GO-based similarity measure between proteins. *Gene*, 1–54.
- Li, H., Tian, Y., & Cai, Q. (2011). Improvement of semantic similarity algorithm based on WordNet. In *Industrial Electronics and Applications (ICIEA), 2011 6th IEEE Conference on* (pp. 564–567). IEEE.
- Li, J., Gong, B., Chen, X., Liu, T., Wu, C., Zhang, F., ... Li, X. (2011). DOSim: An R package for similarity between diseases based on Disease Ontology. *BMC Bioinformatics*, 12(1), 266. doi:10.1186/1471-2105-12-266
- Li, W., & Xia, Q. (2011). A Method of Concept Similarity Computation Based on Semantic Distance. *Procedia Engineering*, 15, 3854–3859. doi:10.1016/j.proeng.2011.08.721
- Li, Y., Bandar, Z. A., & McLean, D. (2003). An approach for measuring semantic similarity between words using multiple information sources. *IEEE Transactions on Knowledge and Data Engineering*, 15(4), 871–882. doi:10.1109/TKDE.2003.1209005
- Lin, D. (1998). An Information-Theoretic Definition of Similarity. In *15th International Conference of Machine Learning* (pp. 296–304). Madison, WI.
- Lintean, M. C., Moldovan, C., Rus, V., & McNamara, D. S. (2010). The Role of Local and Global Weighting in Assessing the Semantic Similarity of Texts Using Latent Semantic Analysis. In *FLAIRS Conference*.
- Liu, L. (2011). Word Similarity Measurement Based on Basic Lexical Set ★. *Computer*, 5(May), 799–807.
- Liu, X.-Y., Zhou, Y.-M., & Zheng, R.-S. (2007). Measuring Semantic Similarity in Wordnet. *2007 International Conference on Machine Learning and Cybernetics*, (August), 19–22. doi:10.1109/ICMLC.2007.4370741
- Lord, P., Stevens, R. D., Brass, A., & Goble, C. a. (2003). Semantic similarity measures as tools for exploring the gene ontology. *Pacific Symposium on Biocomputing. Pacific Symposium on Biocomputing*, 612, 601–12.
- Lund, K., & Burgess, C. (1996). Producing high-dimensional semantic spaces from lexical co-occurrence. *Behavior Research Methods, Instruments, & Computers*, 28(2), 203–208.
- Maedche, A., & Staab, S. (2001). *Comparing Ontologies - Similarity Measures and a Comparison Study (Internal Report)* (p. Internal Report No. 408). Karlsruhe.

- Maedche, A., & Zacharias, V. (2002). Clustering Ontology-based Metadata in the Semantic Web. *Religion*, 2431, 348–360.
- Maguitman, A. G., & Menczer, F. (2005). Algorithmic detection of semantic similarity. In *WWW '05: Proceedings of the 14th International Conference on World Wide Web* (pp. 107–116). New York, USA: ACM Press.
- Maguitman, A. G., Menczer, F., Erdinc, F., Roinestad, H., & Vespignani, A. (2006). Algorithmic Computation and Approximation of Semantic Similarity. *World Wide Web*, 9(4), 431–456. doi:10.1007/s11280-006-8562-2
- Mao, W., & Chu, W. W. (2002). Free-text medical document retrieval via phrase-based vector space model. In *AMIA Symposium. American Medical Informatics Association* (pp. 489–93).
- Mario Jarmasz, S. S. (2003). Roget's thesaurus and semantic similarity. In *Proceedings of the RANLP-2003*.
- Martin, A. (2007). The representation of object concepts in the brain. *Annual review of psychology*, 58, 25–45. doi:10.1146/annurev.psych.57.102904.190143
- Mazandu, G. K., & Mulder, N. J. (2012). A Topology-Based Metric for Measuring Term Similarity in the Gene Ontology. *Advances in Bioinformatics*, 2012, 1–17. doi:10.1155/2012/975783
- Mazandu, G. K., & Mulder, N. J. (2013). Information content-based Gene Ontology semantic similarity approaches: Toward a unified framework theory. *BioMed Research International*, 2013.
- Mazuel, L., & Sabouret, N. (2008). Semantic relatedness measure using object properties in an ontology. In *The Semantic Web-ISWC 2008* (pp. 681–694). Springer.
- Mcdonald, S., & Ramscar, M. (2000). Testing the Distributional Hypothesis : The Influence of Context on Judgements of Semantic Similarity Distributional Models of Word Meaning. *Word Journal Of The International Linguistic Association*.
- McHale, M. (1998). A Comparison of WordNet and Roget's Taxonomy for Measuring Semantic Similarity. In *COLING/ACL Workshop on Usage of WordNet in Natural Language Processing System* (pp. 115–120).
- McInnes, B. T., Pedersen, T., & Melton-meaux, G. (2012). Semantic Relatedness Study Using Second Order Co-occurrence Vectors Computed from Biomedical Corpora , UMLS and WordNet. *Health (San Francisco)*.
- McInnes, B. T., Pedersen, T., & Pakhomov, S. V. S. (2009). UMLS-Interface and UMLS-Similarity: Open Source Software for Measuring Paths and Semantic Similarity. *AMIA Annual Symposium proceedings AMIA Symposium AMIA Symposium*, 2009, 431–435.
- Mihalcea, R., Corley, C., & Strapparava, C. (2005). Corpus-based and Knowledge-based Measures of Text Semantic Similarity. *North*.
- Mihalcea, R., Corley, C., & Strapparava, C. (2006). Corpus-based and knowledge-based measures of text semantic similarity. In *AAAI* (Vol. 6, pp. 775–780).
- Miller, G. A., & Charles, W. G. (1991). Contextual Correlates of Semantic Similarity. *Language & Cognitive Processes*, 6(1), 1–28. doi:10.1080/01690969108406936
- Mina, M., & Guzzi, P. H. (2011). Investigating bias in semantic similarity measures, 1–19.
- Mistry, M., & Pavlidis, P. (2008). Gene Ontology term overlap as a measure of gene functional similarity. *BMC Bioinformatics*, 9, 327.

- Mohammad, S., & Hirst, G. (2012). Distributional Measures as Proxies for Semantic Relatedness. *CoRR*, *abs/1203.1*.
- Mohammad, S. M., & Hirst, G. (2012). Distributional Measures of Semantic Distance: A Survey. *Computation and Language*.
- Mukhopadhyay, A., & De, M. (2011). Selection of GO-Based Semantic Similarity Measures through AMDE for Predicting Protein-Protein Interactions. *Swarm, Evolutionary, and Memetic*, 55–62.
- Nagar, A., & Al-Mubaid, H. (2008). A New Path Length Measure Based on GO for Gene Similarity with Evaluation using SGD Pathways. In *2008 21st IEEE International Symposium on Computer-Based Medical Systems* (pp. 590–595). IEEE. doi:10.1109/CBMS.2008.27
- Nauer, E., & Napoli, A. (2006). A proposal for annotation , semantic similarity and classification of textual documents. In *Artificial Intelligence: Methodology, Systems, and Applications* (pp. 201–212). Springer.
- Nosofsky, R. M. (1992). Similarity scaling and cognitive process models. *Annual review of Psychology*, 43(1), 25–53.
- Oldakowski, R., & Bizer, C. (2005). SemMF: A Framework for Calculating Semantic Similarity of Objects Represented as RDF Graphs. *Poster at the 4th International Semantic Web Conference*.
- Olsson, C., Petrov, P., Sherman, J., & Perez-Lopez, A. (2011). Finding and Explaining Similarities in Linked Data. In *Semantic Technology for Intelligence, Defense, and Security*.
- Orozco, J., & Belanche, L. (n.d.). On aggregation operators of transitive similarity and dissimilarity relations. In *2004 IEEE International Conference on Fuzzy Systems* (Vol. 3, pp. 1373–1377). IEEE. doi:10.1109/FUZZY.2004.1375370
- Osathanunkul, K., Shea, J. O., Bandar, Z. A., & Crockett, K. (2011). Semantic Similarity Measures for the Development of Thai Dialog System. *Language*, 544–552.
- Othman, R. M., Deris, S., & Illias, R. M. (2006). Searching the gene ontology terms using semantic. *Engineering*.
- Othman, R. M., Deris, S., & Illias, R. M. (2008). A genetic similarity algorithm for searching the Gene Ontology terms and annotating anonymous protein sequences. *Journal of biomedical informatics*, 41(1), 65–81. doi:10.1016/j.jbi.2007.05.010
- Pakhomov, S., McInnes, B., Adam, T., Liu, Y., Pedersen, T., & Melton, G. B. (2010). Semantic Similarity and Relatedness between Clinical Terms: An Experimental Study. *AMIA ... Annual Symposium proceedings / AMIA Symposium. AMIA Symposium, 2010*, 572–576.
- Pakhomov, S. V. S., Pedersen, T., McInnes, B., Melton, G. B., Ruggieri, A., & Chute, C. G. (2011). Towards a framework for developing semantic relatedness reference standards. *Journal of biomedical informatics*, 44(2), 251–65. doi:10.1016/j.jbi.2010.10.004
- Pantel, P., & Lin, D. (2002). Discovering word senses from text. In *Proceedings of the eighth ACM SIGKDD international conference on Knowledge discovery and data mining* (pp. 613–619).
- Park, Y. R., Kim, J. J. H., Lee, H. W., & Yoon, Y. J. (2011). GOChase-II: correcting semantic inconsistencies from Gene Ontology-based annotations for gene products. *BMC Bioinformatics*, 12 Suppl 1(Suppl 1), S40. doi:10.1186/1471-2105-12-S1-S40

- Passant, A. (2010). Dbrec—music recommendations using DBpedia. In *The Semantic Web—ISWC 2010* (pp. 209–224). Springer.
- Patwardhan, S. (2003). *Incorporating dictionary and corpus information into a context vector measure of semantic relatedness*. Master of Science Thesis. Minnesota.
- Patwardhan, S., Banerjee, S., & Pedersen, T. (2003). Using Measures of Semantic Relatedness for Word Sense Disambiguation. In *Proceedings of the Fourth International Conference on Intelligent Text Processing and Computational*.
- Patwardhan, S., & Pedersen, T. (2006). Using WordNet-based context vectors to estimate the semantic relatedness of concepts. In *EACL Workshop Making Sense of Sense---Bringing Computational Linguistics and Psycholinguistics Together Workshop Making Sense of Sense---Bringing Computational Linguistics and Psycholinguistics Together* (pp. 1–8).
- Paul, R., Groza, T., Zankl, A., & Hunter, J. (2012). Semantic similarity-driven decision support in the skeletal dysplasia domain. *The Semantic Web—ISWC 2012*.
- Pedersen, T., Pakhomov, S. V. S., Patwardhan, S., & Chute, C. G. (2007). Measures of semantic similarity and relatedness in the biomedical domain. *Journal of biomedical informatics*, 40(3), 288–99. doi:10.1016/j.jbi.2006.06.004
- Pedersen, T., Patwardhan, S., & Michelizzi, J. (2004). WordNet::Similarity: measuring the relatedness of concepts, 38–41.
- Pekar, V., & Staab, S. (2002). Taxonomy learning: factoring the structure of a taxonomy into a semantic classification decision. In *COLING '02 Proceedings of the 19th international conference on Computational linguistics* (Vol. 2, pp. 1–7). Association for Computational Linguistics.
- Pesquita, C. (2008). Improving Semantic Similarity for Proteins based on the Gene Ontology. *Genome*.
- Pesquita, C., Faria, D., & Bastos, H. (2007). Evaluating gobased semantic similarity measures. *Proc. 10th Annual Bio-, 2007*, 37–40.
- Pesquita, C., Faria, D., Bastos, H., Ferreira, A. E. N., Falcão, A. O., & Couto, F. M. (2008). Metrics for GO based protein semantic similarity: a systematic evaluation. *BMC Bioinformatics*, 9 Suppl 5, S4. doi:10.1186/1471-2105-9-S5-S4
- Pesquita, C., Faria, D., Falcão, A. O., Lord, P., & Couto, F. M. (2009). Semantic similarity in biomedical ontologies. *PLoS Computational Biology*, 5(7), 12. doi:10.1371/journal.pcbi.1000443
- Pesquita, C., Pessoa, D., Faria, D., & Couto, F. (2009). CESSM: collaborative evaluation of semantic similarity measures. *JB2009: Challenges in ....*
- Petrakis, E., Varelas, G., Hliaoutakis, A., & Raftopoulou, P. (2006). X-Similarity: Computing Semantic Similarity between Concepts from Different Ontologies. *Journal of Digital Information Management*, 4(4), 233.
- Pirró, G. (2009). A semantic similarity metric combining features and intrinsic information content. *Data & Knowledge Engineering*, 68(11), 1289–1308. doi:10.1016/j.datak.2009.06.008
- Pirró, G., & Euzénat, J. (2010). A Feature and Information Theoretic Framework for Semantic Similarity and Relatedness. In *Proceedings of the 9th International Semantic Web Conference ISWC 2010* (pp. 615–630). Springer.

- Pirró, G., & Seco, N. (2008). Design , Implementation and Evaluation of a New Semantic Similarity Metric Combining Features and Intrinsic Information Content, 1271–1288.
- Popescu, M., Keller, J. M., & Mitchell, J. A. (2006). Fuzzy Measures on the Gene Ontology for Gene Product Similarity. *IEEEACM Transactions on Computational Biology and Bioinformatics*, 3(3), 263–274. doi:10.1109/TCBB.2006.37
- Pothos, E. M., Busemeyer, J. R., & Trueblood, J. S. (2013). A quantum geometric model of similarity. *Psychological Review*, 120(3), 679–696.
- Qin, P., Lu, Z., Yan, Y., & Wu, F. (2009). A New Measure of Word Semantic Similarity Based on WordNet Hierarchy and DAG Theory. *2009 International Conference on Web Information Systems and Mining*, 181–185. doi:10.1109/WISM.2009.44
- Rada, R., Mili, H., Bicknell, E., & Blettner, M. (1989). Development and application of a metric on semantic nets. *Ieee Transactions On Systems Man And Cybernetics*, 19(1), 17–30.
- Raftopoulou, P., & Petrakis, E. (2005). *Semantic similarity measures: a comparison study* (pp. 1–24).
- Ramage, D., Rafferty, A. N., & Manning, C. D. (2009). Random Walks for Text Semantic Similarity. In A. for C. Linguistics (Ed.), *Workshop on Graph-based Methods for Natural Language Processing* (pp. 23–31).
- Ramezani, M. (2011). Using Similarity-Based Approaches for Continuous Ontology Development. *International Journal on Semantic Web and Information Systems (IJSWIS)*, 7(2), 45–64. doi:10.4018/jswis.2011040103
- Ranwez, S., Ranwez, V., Villerd, J., & Crampes, M. (2006). Ontological Distance Measures for Information Visualisation on Conceptual Maps. *Lecture notes in computer science*, 4278/2006(On the Move to Meaningful Internet Systems 2006: OTM 2006 Workshops), 1050–1061.
- Resnik, P. (1995). Using Information Content to Evaluate Semantic Similarity in a Taxonomy. In *Proceedings of the 14th International Joint Conference on Artificial Intelligence IJCAI* (Vol. 1, pp. 448–453).
- Resnik, P. (1999). Semantic Similarity in a Taxonomy: An Information-Based Measure and its Application to Problems of Ambiguity in Natural Language. *Journal of Artificial Intelligence Research*, 11, 95–130.
- Richards, a. J., Muller, B., Shotwell, M., Cowart, L. a., Rohrer, B., & Lu, X. (2010). Assessing the functional coherence of gene sets with metrics based on the Gene Ontology graph. *Bioinformatics*, 26(12), i79–i87. doi:10.1093/bioinformatics/btq203
- Richardson, R., & Smeaton, A. F. (1994). Using WordNet as a Knowledge Base for Measuring Semantic Similarity Between Words.
- Richardson, R., & Smeaton, A. F. (1995). *Using WordNet in a Knowledge-Based Approach to Information Retrieval* (No. CA-0395). *Wall Street Journal*. Dublin (Ireland).
- Roddick, J. F., Hornsby, K., & Vries, D. De. (2003). A Unifying Semantic Distance Model for Determining the Similarity of Attribute Values. *Reproduction*, 16.
- Rodríguez, A., & Egenhofer, M. J. (2003). Determining semantic similarity among entity classes from different ontologies. *IEEE Transactions on Knowledge and Data Engineering*, 15(2), 442–456. doi:10.1109/TKDE.2003.1185844

- Rodríguez, M. A., Cruz, I., Levashkin, S., & Egenhofer, M. J. (Eds.). (2005). *GeoSpatial Semantics* (Vol. 3799). Berlin, Heidelberg: Springer Berlin Heidelberg. doi:10.1007/11586180
- Rubenstein, H., & Goodenough, J. B. (1965). Contextual correlates of synonymy. *Communications of the ACM*, 8(10), 627–633. doi:10.1145/365628.365657
- Ruge, G. (1992). Experiments on linguistically-based term associations. *Information Processing & Management*, 28(3), 317–332.
- Rus, V., Lintean, M., Banjade, R., Niraula, N., & Dan, S. (2013). SEMILAR: The Semantic Similarity Toolkit. In *51st Annual Meeting of the Association for Computational Linguistics*.
- Ruths, T., Ruths, D., & Nakhleh, L. (2009). GS2: an efficiently computable measure of GO-based similarity of gene sets. *Bioinformatics (Oxford, England)*, 25(9), 1178–84. doi:10.1093/bioinformatics/btp128
- Saerens, M., Fouss, F., Yen, L., & Dupont, P. (2004). The principal components analysis of a graph, and its relationships to spectral clustering. In *Machine Learning: ECML 2004* (pp. 371–383). Springer.
- Sahlgren, M. (2006). *The Word-space model*. Citeseer.
- Salahli, M. A. (2009). An Approach for Measuring Semantic Relatedness Between Words via Related Terms. *Mathematical and Computational Applications*, 14(1), 55–63.
- Salton, G., & McGill, M. J. (1986). Introduction to modern information retrieval.
- Sánchez, D., & Batet, M. (2011). Semantic similarity estimation in the biomedical domain: An ontology-based information-theoretic perspective. *Journal of biomedical informatics*, 44(5), 749–759.
- Sánchez, D., & Batet, M. (2012). A new model to compute the Information Content of concepts from taxonomic knowledge. *International Journal on Semantic Web and Information Systems (IJSWIS)*, 8(2), 34–50.
- Sánchez, D., Batet, M., & Isern, D. (2011). Ontology-based information content computation. *Knowledge-Based Systems*, 24(2), 297–303.
- Sánchez, D., Batet, M., Isern, D., & Valls, A. (2012). Ontology-based semantic similarity: a new feature-based approach. *Expert Systems with Applications*, 39(9), 7718–7728. doi:10.1016/j.eswa.2012.01.082
- Sánchez, D., Batet, M., Valls, A., & Gibert, K. (2009). Ontology-driven web-based semantic similarity. *Journal of Intelligent Information Systems*, 35(3), 383–413. doi:10.1007/s10844-009-0103-x
- Sánchez, D., Solé-Ribalta, A., Batet, M., & Serratosa, F. (2011). Enabling semantic similarity estimation across multiple ontologies: an evaluation in the biomedical domain. *Journal of Biomedical Informatics*, 45(1), 141–55. doi:10.1016/j.jbi.2011.10.005
- Sanderson, M., & Croft, B. (1999). Deriving concept hierarchies from text. In *Proceedings of the 22nd annual international ACM SIGIR conference on Research and development in information retrieval - SIGIR '99* (pp. 206–213). New York, USA: ACM Press. doi:10.1145/312624.312679
- Sarkar, P., Moore, A. W., & Prakash, A. (2008). Fast incremental proximity search in large graphs. In *Proceedings of the 25th international conference on Machine*

- learning - ICML '08* (pp. 896–903). New York, New York, USA: ACM Press. doi:10.1145/1390156.1390269
- Saruladha, K. (2011). Information content based semantic similarity for cross ontological concepts. *Science And Technology*, 3(6), 5132–5140.
- Saruladha, K., & Aghila, G. (2011). COSS : Cross Ontology Semantic Similarity Measure-An Information Content Based Approach. *Trends in Information*, 485–490.
- Saruladha, K., Aghila, G., & Bhuvaneswary, A. (2010). Computation of Semantic Similarity among Cross Ontological Concepts for Biomedical Domain. *Methods*, 2(8), 111–118.
- Saruladha, K., Aghila, G., & Raj, S. (2010a). A Survey of Semantic Similarity Methods for Ontology Based Information Retrieval. *2010 Second International Conference on Machine Learning and Computing*, 297–301. doi:10.1109/ICMLC.2010.63
- Saruladha, K., Aghila, G., & Raj, S. (2010b). A new semantic similarity metric for solving sparse data problem in ontology based information retrieval system. *International Journal of Computer Science Issues*, 7(3), 40–48.
- Schickel-zuber, V., & Faltings, B. (2007). OSS : A Semantic Similarity Function based on Hierarchical Ontologies. *Artificial Intelligence*, 551–556.
- Schlicker, A., & Albrecht, M. (2008). FunSimMat: a comprehensive functional similarity database. *Nucleic Acids Research*, 36(Database issue), D434–D439.
- Schlicker, A., Domingues, F. S., Rahnenführer, J., & Lengauer, T. (2006). A new measure for functional similarity of gene products based on Gene Ontology. *BMC Bioinformatics*, 7(1), 302.
- Schulz, M. H., Kohler, S., Bauer, S., & Robinson, P. N. (2011). Exact score distribution computation for ontological similarity searches. *BMC Bioinformatics*, 12(1), 441.
- Schulz, M., Krause, F., Le Novère, N., Klipp, E., & Liebermeister, W. (2011). Retrieval, alignment, and clustering of computational models based on semantic annotations. *Molecular Systems Biology*, 7(512), 1–10. doi:10.1038/msb.2011.41
- Schwartz, H. A., & Gomez, F. (2011). Evaluating Semantic Metrics on Tasks of Concept Similarity. In *FLAIRS Conference*.
- Schwering, A. (2005). Hybrid Model for Semantic Similarity Measurement. *Work*.
- Schwering, A. (2008). Approaches to Semantic Similarity Measurement for Geo-Spatial Data: A Survey. *Transactions in GIS*, 12(1), 5–29. doi:10.1111/j.1467-9671.2008.01084.x
- Schwering, A., & Raubal, M. (2005). Spatial Relations for Semantic Similarity Measurement. *Measurement*, 1–11.
- Seco, N. (2005). *Computational Models of Similarity in Lexical Ontologies*.
- Seco, N., Veale, T., & Hayes, J. (2004). An Intrinsic Information Content Metric for Semantic Similarity in WordNet. In *16th European Conference on Artificial Intelligence* (Vol. 16, pp. 1–5). IOS Press.
- Seddiqui, H. (2010). Metric of Intrinsic Information Content for Measuring Semantic Similarity in an Ontology. *Reproduction*, (Apccm), 89–96. doi:10.1.1.173.1017
- Sevilla, J. L., Segura, V., Podhorski, A., Guruceaga, E., Mato, J. M., Martínez-Cruz, L. A., ... Rubio, A. (2005). Correlation between gene expression and GO semantic similarity. *IEEE/ACM transactions on computational biology and bioinformatics / IEEE, ACM*, 2(4), 330–8. doi:10.1109/TCBB.2005.50



- Sheehan, B., Quigley, A., Gaudin, B., & Dobson, S. (2008). A relation based measure of semantic similarity for Gene Ontology annotations. *BMC Bioinformatics*, 9, 468. doi:10.1186/1471-2105-9-468
- Sheng, H., Chen, H., Yu, T., & Feng, Y. (2010). Linked Data based Semantic Similarity and Data Mining. *Main*, 104–108. doi:10.1109/IRI.2010.5558957
- Shepard, R. N. (1962). The analysis of proximities: Multidimensional scaling with an unknown distance function. I. *Psychometrika*, 27(2), 125–140.
- Shepard, R. N. (1987). Toward a universal law of generalization for psychological science. *Science*, 237(4820), 1317–1323. doi:10.1126/science.3629243
- Shi, L., & Setchi, R. (2010). An Ontology Based Approach to Measuring the Semantic Similarity between Information Objects in Personal. *Work*, 617–626.
- Slimani, T., Boutheina, B. Y., & Mellouli, K. (2006). A New Similarity Measure based on Edge Counting. In *World academy of science, engineering and technology* (pp. 34–38).
- Smeaton, A. F., & Quigley, I. (1996). *Experiments on using semantic distances between words in image caption retrieval. Proceedings of the 19th annual international ACM SIGIR conference on Research and development in information retrieval - SIGIR '96* (pp. 174–180). New York, New York, USA, NY, USA: ACM Press. doi:10.1145/243199.243261
- Smith, B. (2004). Beyond concepts: ontology as reality representation. In *Proceedings of the third international conference on formal ontology in information systems (FOIS 2004)* (pp. 73–84).
- Song, L., Ma, J., Liu, H., Lian, L., & Zhang, D. (2007). Fuzzy Semantic Similarity Between Ontological Concepts. In K. Elleithy (Ed.), *Advances and Innovations in systems computing sciences and software engineering* (pp. 275–280). Springer.
- Spagnola, S., & Lagoze, C. (2011). Edge dependent pathway scoring for calculating semantic similarity in ConceptNet. In *Proceedings of the Ninth International Conference on Computational Semantics* (pp. 385–389). Association for Computational Linguistics.
- Spasić, I., & Ananiadou, S. (2005). A flexible measure of contextual similarity for biomedical terms. *Pacific Symposium on Biocomputing. Pacific Symposium on Biocomputing*, 197–208.
- Steichen, O., Daniel-Le Bozec, C., Thieu, M., Zapletal, E., & Jaulent, M.-C. (2006). Computation of semantic similarity within an ontology of breast pathology to assist inter-observer consensus. *Computers in Biology and Medicine*, 36(7-8), 768–88. doi:10.1016/j.combiomed.2005.04.014
- Stevenson M, G. M. (2005). A Semantic Approach to IE Pattern Induction.
- Strube, M., & Ponzetto, S. P. (2006). WikiRelate ! Computing Semantic Relatedness Using Wikipedia. *differences*, (February), 1419–1424.
- Stuckenschmidt, H. (2009a). A semantic similarity measure for ontology-based information. In *Flexible Query Answering Systems* (pp. 406–417). Springer.
- Stuckenschmidt, H. (2009b). A Semantic Similarity Measure for Ontology-Based. *Springer*, 406–417.
- Su, K., Wang, H., & Pu, F. (2010). *The semantic similarity of the geo-information concept calculation model based on ontology. 2010 18th International Conference*

- on *Geoinformatics* (pp. 1–5). IEEE.  
doi:10.1109/GEOINFORMATICS.2010.5567548
- Sussna, M. (1993). Word Sense Disambiguation Using a Massive of Computer for Free-text Semantic Indexing Network. In *Proceedings of the Second International Conference on Information and Knowledge Management (CIKM-93)*. Arlington, Virginia: ACM. doi:10.1145/170088.170106
- Sy, M.-F., Ranwez, S., Montmain, J., Regnault, A., Crampes, M., & Ranwez, V. (2012). User centered and ontology based information retrieval system for life sciences. *BMC bioinformatics*, 13 Suppl 1(Suppl 1), S4. doi:10.1186/1471-2105-13-S1-S4
- Szumanski, S., & Gomez, F. (2010). Automatically Acquiring a Semantic Network of Related Concepts. *Work*.
- Tadrat, J., Boonjing, V., & Pattaraintakorn, P. (2011). A new similarity measure in formal concept analysis for case-based reasoning. *Expert Systems with Applications*, (August). doi:10.1016/j.eswa.2011.07.096
- Tedder, P. M. R., Bradford, J. R., Needham, C. J., McConkey, G. a, Bulpitt, A. J., & Westhead, D. R. (2010). Gene function prediction using semantic similarity clustering and enrichment analysis in the malaria parasite *Plasmodium falciparum*. *Bioinformatics (Oxford, England)*, 26(19), 2431–7. doi:10.1093/bioinformatics/btq450
- Thomas, P. D., Wood, V., Mungall, C. J., Lewis, S. E., & Blake, J. A. (2012). On the Use of Gene Ontology Annotations to Assess Functional Similarity among Orthologs and Paralogs: A Short Report. (P. E. Bourne, Ed.) *PLoS computational biology*, 8(2), e1002386. doi:10.1371/journal.pcbi.1002386
- Tsang, V. (2008). *A Non-dual approach to measuring semantic distance by integrating ontological and distributional information within a network-flow framework. Framework*.
- Tsang, V., & Stevenson, S. (2006). Calculating Semantic Distance between Word Sense Probability Distributions. *Work*.
- Tsang, V., & Stevenson, S. (2010). A Graph-Theoretic Framework for Semantic Distance. *Computational Linguistics*, 36(1), 31–69. doi:10.1162/coli.2010.36.1.36101
- Tudhope, D., & Taylor, C. (1997). Navigation via similarity: automatic linking based on semantic closeness. *Information Processing & Management*, 33(2), 233–242.
- Tversky, A. (1977). Features of similarity. *Psychological Review*, 84(4), 327–352. doi:10.1037/0033-295X.84.4.327
- Tversky, A., & Gati, I. (1982). Similarity, separability, and the triangle inequality. *Psychological review*, 89(2), 123.
- Valls, A., & Gibert, K. (2008). Improving classical clustering with ontologies. *Geographical*, (1998), 1–10.
- Van Buggenhout, C., & Ceusters, W. (2005). A novel view on information content of concepts in a large ontology and a view on the structure and the quality of the ontology. *International journal of medical informatics*, 74(2-4), 125–32. doi:10.1016/j.ijmedinf.2004.03.009
- Varelas, G., Voutsakis, E., Raftopoulou, P., Petrakis, E., & Milios, E. E. (2005). Semantic similarity methods in wordNet and their application to information retrieval on the web. *Proceedings of the seventh ACM international workshop on*

- Web information and data management - WIDM '05*, 10.  
doi:10.1145/1097047.1097051
- Volz, J., Bizer, C., Gaedke, M., & Kobilarov, G. (2009). Silk – A Link Discovery Framework for the Web of Data. In *Proceedings of the 2nd Linked Data on the Web Workshop* (Vol. 135, pp. 1–6). doi:10.1038/npg.els.0000915
- Von Luxburg, U., Radl, A., & Hein, M. (2010). Hitting and commute times in large graphs are often misleading. *Data Structures and Algorithms; Learning; Probability*.
- Waltinger, U., Cramer, I., & Wandmacher, T. (2009). From Social Networks To Distributional Properties: A Comparative Study On Computing Semantic Relatedness. In *Proceedings of the Annual Meeting of the Cognitive Science Society-CogSci* (pp. 3016–3021).
- Wang, C., Kalyanpur, A., Fan, J., Boguraev, B. K., & Gondek, D. C. (2012). Relation extraction and scoring in DeepQA. *IBM Journal of Research and Development*, 56(3.4), 1–9.
- Wang, F., & Jou, J. (2011). A new entity similarity measurement based on automatic featuring for ontology mapping. (NCM), *2011 7th International Conference on*, 84–89.
- Wang, H., Zheng, H., & Azuaje, F. (2010). Ontology- and graph-based similarity assessment in biological networks. *Bioinformatics (Oxford, England)*, 26(20), 2643–4. doi:10.1093/bioinformatics/btq477
- Wang, J., Xie, D., Lin, H., Yang, Z., & Zhang, Y. (2012). Filtering Gene Ontology semantic similarity for identifying protein complexes in large protein interaction networks. *Proteome Science*, 10(Suppl 1), S18. doi:10.1186/1477-5956-10-S1-S18
- Wang, J. Z., Du, Z., Payattakool, R., Yu, P. S., & Chen, C.-F. (2007). A new method to measure the semantic similarity of GO terms. *Bioinformatics (Oxford, England)*, 23(10), 1274–81. doi:10.1093/bioinformatics/btm087
- Wang, T., & Hirst, G. (2011). Refining the Notions of Depth and Density in WordNet-based Semantic Similarity Measures. *Computational Linguistics*, 1003–1011.
- Washington, N. L., Haendel, M. A., Mungall, C. J., Ashburner, M., Westerfield, M., & Lewis, S. E. (2009). Linking human diseases to animal models using ontology-based phenotype annotation. (K. H. Buetow, Ed.) *PLoS biology*, 7(11), e1000247. doi:10.1371/journal.pbio.1000247
- Weaver, W. (1955). Translation. *Machine translation of languages*, 14, 15–23.
- Whetzel, P. L., Noy, N. F., Shah, N. H., Alexander, P. R., Nyulas, C., Tudorache, T., & Musen, M. A. (2011). BioPortal: enhanced functionality via new Web services from the National Center for Biomedical Ontology to access and use ontologies in software applications. *Nucleic Acids Research*, 39(Web Server issue), W541–W545.
- Wu, F., Lu, Z., Yan, Y., & Gu, J. (2009). Measuring taxonomic relationships in ontologies using lexical semantic relatedness. *ICADIWT09*, 784 – 789.
- Wu, H., Su, Z., Mao, F., Olman, V., & Xu, Y. (2005). Prediction of functional modules based on comparative genome analysis and Gene Ontology application. *Nucleic acids research*, 33(9), 2822–37. doi:10.1093/nar/gki573
- Wu, X., Zhu, L., Guo, J., Zhang, D.-Y., & Lin, K. (2006). Prediction of yeast protein-protein interaction network: insights from the Gene Ontology and annotations. *Nucleic acids research*, 34(7), 2137–50. doi:10.1093/nar/gkl219

- Wu, Z., & Palmer, M. (1994). Verb semantics and lexical selection. In *32nd. Annual Meeting of the Association for Computational Linguistics* (pp. 133–138).
- Xia, S., Hu, Z., & Niu, Q. (2009). An Approach of Semantic Similarity Measure between Ontology Concepts Based on Multi Expression Programming. In *Sixth Web Information Systems and Applications Conference WISA 2009* (pp. 184–188). doi:10.1109/WISA.2009.34
- Xiquan, Y., Xin, C., Yang, X., Chen, X., & Jia, N. (2010). A concept similarity computation based on multi-property ontology. *Engineering and Data Mining (SEDM)*, 538–543.
- Xu, T., Du, L., & Zhou, Y. (2008). Evaluation of GO-based functional similarity measures using *S. cerevisiae* protein interaction and expression profile data. *BMC Bioinformatics*, 9(1), 472. doi:10.1186/1471-2105-9-472
- Xu, T., Gu, J., Zhou, Y., & Du, L. (2009). Improving detection of differentially expressed gene sets by applying cluster enrichment analysis to Gene Ontology. *BMC Bioinformatics*, 10, 240. doi:10.1186/1471-2105-10-240
- Xu, Y., Guo, M., Shi, W., Liu, X., & Wang, C. (2013). A novel insight into Gene Ontology semantic similarity. *Genomics*. doi:10.1016/j.ygeno.2013.04.010
- Yang, D., & Powers, D. M. W. M. W. (2005). Measuring semantic similarity in the taxonomy of WordNet. In *Proceedings of the Twenty-eighth Australasian conference on Computer Science-Volume 38* (pp. 315–322). Australian Computer Society, Inc.
- Yang, H., Nepusz, T., & Paccanaro, A. (2012). Improving GO semantic similarity measures by exploring the ontology beneath the terms and modelling uncertainty. *Bioinformatics (Oxford, England)*, 28(10), 1383–1389. doi:10.1093/bioinformatics/bts129
- Ye, Z., Guoqiang, C., & Dongyue, J. (2011). A Modified Method for Concepts Similarity Calculation. *Convergence*, 6(1), 34–40. doi:10.4156/jcit.vol6.
- Yoo, I., Hu, X., & Song, I.-Y. (2007). A coherent graph-based semantic clustering and summarization approach for biomedical literature and a new summarization evaluation method. *BMC Bioinformatics*, 8 Suppl 9, S4. doi:10.1186/1471-2105-8-S9-S4
- Yu, G. (2010). *GO-terms Semantic Similarity Measures*. *Gene* (pp. 1–7).
- Yu, G., Li, F., Qin, Y., Bo, X., Wu, Y., & Wang, S. (2010). GOSemSim: an R package for measuring semantic similarity among GO terms and gene products. *Bioinformatics (Oxford, England)*, 26(7), 976–8. doi:10.1093/bioinformatics/btq064
- Yu, Haiyuan, Jansen, R., & Gerstein, M. (2007). Developing a similarity measure in biological function space. *Bioinformatics, online*, 1–18.
- Yu, Haiyuan, Jansen, R., Stolovitzky, G., & Gerstein, M. (2007). Total ancestry measure: quantifying the similarity in tree-like classification, with genomic applications. *Bioinformatics (Oxford, England)*, 23(16), 2163–73. doi:10.1093/bioinformatics/btm291
- Yu, Hui, Gao, L., Tu, K., & Guo, Z. (2005). Broadly predicting specific gene functions with expression similarity and taxonomy similarity. *Gene*, 352, 75–81. doi:10.1016/j.gene.2005.03.033
- Zavaracky, A. (2003). *Glossary-based Semantic Similarity in the WordNet Ontology*. University College Dublin.

- Zhang, X., Jing, L., Hu, X., Ng, M., Zhou, X., Kotagiri, R., ... Nantajeewarawat, E. (2007). A Comparative Study of Ontology Based Term Similarity Measures on PubMed Document Clustering. In R. Kotagiri, P. R. Krishna, M. Mohania, & E. Nantajeewarawat (Eds.), *Advances in Databases: Concepts, Systems and Applications 12th International Conference on Database Systems for Advanced Applications, DASFAA 2007, Bangkok, Thailand, April 9-12, 2007*. (Vol. 4443, pp. 115–126). Berlin, Heidelberg: Springer Berlin Heidelberg. doi:10.1007/978-3-540-71703-4
- ZHAO, Y., ZHENG, H., & ZHENG, Q. (2009). Study on semantic similarity algorithm based on ontology. *Journal of Computer Applications*, 29(11), 3074–3076.
- Zhong, J., Zhu, H., Li, J., & Yu, Y. (2002). Conceptual Graph Matching for Semantic Search. In *ICCS '02 Proceedings of the 10th International Conference on Conceptual Structures: Integration and Interfaces* (pp. 92–196). Springer-Verlag.
- Zhou, Z., Wang, Y., & Gu, J. (2008). A New Model of Information Content for Semantic Similarity in WordNet. In *FGCNS '08 Proceedings of the 2008 Second International Conference on Future Generation Communication and Networking Symposia - Volume 03* (pp. 85–89). IEEE Computer Society. doi:10.1109/FGCNS.2008.16
- Zhu, S., Zeng, J., & Mamitsuka, H. (2009). Enhancing MEDLINE document clustering by incorporating MeSH semantic similarity. *Bioinformatics (Oxford, England)*, 25(15), 1944–51. doi:10.1093/bioinformatics/btp338

## Appendix

### 1. Categorization of Contributions Related to Semantic Measures

This appendix proposes a categorization of the contributions related to semantic measures. In each category reference ordering is made by date.

- **Seminal works**  
Contributions commonly admitted as seminal contributions by the different communities involved in the study of semantic measures:  
(Deza & Deza, 2009; Lin, 1998; Tversky, 1977)
- **Surveys**  
Different surveys relative to the notion of semantic measures (most of them focus on a specific type of measure and/or focus on a specific application content (e.g. NLP, Bioinformatics):  
Natural Language Processing (S. M. Mohammad & Hirst, 2012), Biomedical studies (R. Jiang, Gan, & Dou, 2013; Pesquita, Faria, et al., 2009) Geo-Spatial data (Schwering, 2008)
- **Influence of context on Judgment of semantic similarity**  
(Mcdonald & Ramscar, 2000)
- **Graph-theoretic framework for semantic distance**  
(Tsang & Stevenson, 2010)
- **Semantic relatedness studying object properties in ontologies**  
(C d'Amato et al., 2005; d'Amato, Fanizzi, & Esposito, 2005, 2006; d'Amato et al., 2009)
- **Semantic measures and description logics in ontologies**  
(C d'Amato et al., 2005; d'Amato et al., 2009; Fanizzi & d'Amato, 2006)
- **Semantic measures applied to Wikipedia**  
(Gabrilovich, 2009; Strube & Ponzetto, 2006)
- **Fuzzy semantic similarity between ontological concepts**  
(Cross, 2004; Song, Ma, Liu, Lian, & Zhang, 2007)

- Semantic measures and Wordnet  
(Agirre et al., 2009; Angryk, 2007; Budanitsky & Hirst, 2006; Budanitsky, 2001; Hoa A. Nguyen, 2006; Kim & Zhang, 2002; Lewis, 2002; H. Li, Tian, & Cai, 2011; X.-Y. Liu, Zhou, & Zheng, 2007; McHale, 1998; Patwardhan & Pedersen, 2006; Pedersen et al., 2004; Pirró & Seco, 2008; Qin, Lu, Yan, & Wu, 2009; Richardson & Smeaton, 1994, 1995; Seco et al., 2004; Varelas, Voutsakis, Raftopoulou, Petrakis, & Milios, 2005; T. Wang & Hirst, 2011; Xia, Hu, & Niu, 2009; D. Yang & Powers, 2005; Zavaracky, 2003; Zhou et al., 2008)
- Semantic similarity and MeSH  
(Angelos Hliaoutakis, 2005; Zhu, Zeng, & Mamitsuka, 2009)
- Semantic similarity applied to the Biomedical domain  
(Al-Mubaid & Nguyen, 2006; Batet, Sánchez, Valls, & Gibert, 2010; Batet, Sánchez, & Valls, 2010; Caviedes & Cimino, 2004; Faria, Pesquita, Couto, & Falcão, 2007; Ferreira & Couto, 2010; Garla & Brandt, 2012; Grego, Ferreira, Pesquita, Bastos, & Vi, 2010; Hoa A. Nguyen, 2006; Köhler et al., 2009; J. Li et al., 2011; McInnes, Pedersen, & Melton-meaux, 2012; McInnes et al., 2009; S. V. S. Pakhomov et al., 2011; S. Pakhomov et al., 2010; Paul, Groza, Zankl, & Hunter, 2012; Pedersen et al., 2007; Sánchez & Batet, 2011; Sánchez, Solé-Ribalta, Batet, & Serratosa, 2011; Saruladha, Aghila, & Bhuvaneshwary, 2010; M. H. Schulz, Kohler, Bauer, & Robinson, 2011; Spasić & Ananiadou, 2005; Steichen, Daniel-Le Bozec, Thieu, Zapletal, & Jaulent, 2006; H. Wang, Zheng, & Azuaje, 2010; Yoo, Hu, & Song, 2007; Zhang et al., 2007)  
- see also the section dedicated to the Gene Ontology
- Semantic measures and the Gene Ontology  
(Al-Mubaid & Nagar, 2008; Alvarez et al., 2011; Alvarez & Yan, 2011; Baralis, Bruno, & Fiori, 2011; Benabderrahmane, Devignes, Smail-Tabbone, Poch, & Napoli, 2010; Benabderrahmane, Smail-Tabbone, et al., 2010; Cao et al., 2004; J.-H. Cho, Wang, & Galas, 2011; Couto et al., 2003, 2005, 2007; Couto & Silva, 2011; P. Du et al., 2009; Z. Du et al., 2009; Fontana, Cestaro, Velasco, Formentin, & Toppo, 2009; Gaston K. & Nicola J., 2011; Guo et al., 2006; Guo, 2008; Guzzi et al., 2012; S. Jain & Bader, 2010; Kozielski & Gruca, 2011; B. Li et al., 2010; Lord, Stevens, Brass, & Goble, 2003; Mazandu & Mulder, 2012; Mina & Guzzi, 2011; Mistry & Pavlidis, 2008; Mukhopadhyay & De, 2011; Nagar & Al-Mubaid, 2008; Othman, Deris, & Illias, 2006; Othman et al., 2008; Park et al., 2011; Pesquita, Faria, et al., 2009; Pesquita, Pessoa, Faria, & Couto, 2009; Pesquita, 2008; Pesquita et al., 2008, 2007; Richards et al., 2010; Ruths, Ruths, & Nakhleh, 2009; Schlicker & Albrecht, 2008; Schlicker et al., 2006; Sevilla et al., 2005; Sheehan et al., 2008; Sy et al., 2012; Tedder et al., 2010; J. Wang et al., 2012; J. Z. Wang et al., 2007; H. Wu, Su, Mao, Olman, & Xu, 2005; X. Wu et al., 2006; T. Xu et al., 2008, 2009; Y. Xu, Guo, Shi, Liu, & Wang, 2013; H. Yang, Nepusz, & Paccanaro, 2012; G. Yu, 2010; G. Yu et al., 2010; Hui Yu et al., 2005)

- Application to image caption retrieval  
(Smeaton & Quigley, 1996)
- Applications to GeoInformatics  
(Akoka et al., 2005; Andrea Rodríguez & Egenhofer, 2004; Ballatore et al., 2012; Formica & Pourabbas, 2008; Janowicz et al., 2011, 2008; Janowicz, 2006; Keßler, Raubal, & Janowicz, 2007; M. A. Rodríguez et al., 2005; Schwering & Raubal, 2005; Schwering, 2008; Su, Wang, & Pu, 2010)
- Semantic measures and algorithmic  
(Maguitman, Menczer, Erdinc, Roinestad, & Vespignani, 2006; Maguitman & Menczer, 2005)
- Construction of semantic network of related concepts  
(Szumlanski & Gomez, 2010)
- Ontology-based clustering (and classification)  
(Al-Mubaid & Nguyen, 2006; Batet, 2011b; Esposito, d'Amato, & Fanizzi, 2010; Esposito, Fanizzi, & d'Amato, 2008; Fanizzi, d'Amato, & Esposito, 2008a; Ginter, Pyysalo, & Salakoski, 2007; Maedche & Zacharias, 2002; Nauer & Napoli, 2006; Pantel & Lin, 2002; Pekar & Staab, 2002; Sanderson & Croft, 1999; M. Schulz, Krause, Le Novère, Klipp, & Liebermeister, 2011; Valls & Gibert, 2008; Yoo et al., 2007; Zhang et al., 2007)
- Non English Language Processing using semantic measures  
(Osathanunkul, Shea, Bandar, & Crockett, 2011; Z. Wu & Palmer, 1994)
- General studies of ontology-based semantic measures  
(Blanchard, Harzallah, & Kuntz, 2008; Blanchard & Harzallah, 2005)
- Semantic measures and social networks  
(Capocci, Moro, & Servedio, 2010; Waltinger, Cramer, & Wandmacher, 2009)
- Semantic measures using multiple ontologies  
(Batet, Sánchez, Valls, & Gibert, 2013; Batet, Valls, Gibert, & Sánchez, 2010; Chiabrande, Likavec, Lombardi, Picardi, & Theseider Dupré, 2011; Kai, Fangchun, Hua, & Sen, 2007; Petrakis, Varelas, Hliaoutakis, & Raftopoulou, 2006; A. Rodríguez & Egenhofer, 2003; Sánchez, Solé-Ribalta, et al., 2011; Saruladha, Aghila, & Bhuvaneswary, 2010; Saruladha & Aghila, 2011; Saruladha, 2011)
- Unclassified Semantic measures between pairs of concepts defined in an ontology  
(Bin, Liying, Jianzhuo, Pu, & Zhongcheng, 2009; Cai, Lu, & Gu, 2010; W. Li & Xia, 2011; Mazuel & Sabouret, 2008; Sánchez, Batet, Isern, & Valls, 2012;



Schickel-zuber & Faltings, 2007; Spagnola & Lagoze, 2011; Xiquan, Xin, Yang, Chen, & Jia, 2010; Ye, Guoqiang, & Dongyue, 2011)

- Information Retrieval and Semantic measures  
(Baziz, Boughanem, Pasi, & Prade, 2007; Delbru, 2011; A. Hliaoutakis, Varelas, Voutsakis, Petrakis, & Milios, 2006; Angelos Hliaoutakis & Varelas, 2006; Angelos Hliaoutakis, 2005; Knappe, 2006; J. H. Lee et al., 1993; Richardson & Smeaton, 1995; Saruladha, Aghila, & Raj, 2010a, 2010b; Sy et al., 2012)
- Semantic measures and Web of Documents  
(Al-mubaid & Nguyen, 2009; Batet, Sánchez, & Valls, 2010; D Bollegala, Matsuo, & Ishizuka, 2010; Danushka Bollegala, Matsuo, & Ishizuka, 2007, 2009; Danushka Bollegala, 2007a, 2007b; Iosif & Potamianos, 2010; Jian, 2011; Sánchez, Batet, Valls, & Gibert, 2009)
- Semantic Measures and Semantic Web  
(Delbru, 2011)
  - See section related to ontology mapping/matching instance matching and Linked data
- Semantic Measures and Ontology matching and mapping  
(Euzenat & Shvaiko, 2007; Ge & Qiu, 2008; F. Wang & Jou, 2011)
- Semantic Measures and Instance Matching  
(Castano, Ferrara, Montanelli, & Varese, 2011)
- Semantic Measures and reasoning  
(Z. Huang & Harmelen, 2008)
- Semantic Measures and ontology development  
(Ramezani, 2011)
- Semantic Measures and Linked Data  
(Baumann & Schirru, 2012; Olsson et al., 2011; Passant, 2010; Sheng, Chen, Yu, & Feng, 2010)
- Semantic Measures between RDF instances (or entities characterized in a graph)  
(Albertoni & De Martino, 2006; Andrejko & Bieliková, 2013; Araujo et al., 2011; Bisson, 1995; Harispe et al., 2013a; Oldakowski & Bizer, 2005; Volz et al., 2009)
- Semantic relatedness and conceptual network  
(Gurevych, 2005)

- Semantic measures between texts  
(Mihalcea, Corley, & Strapparava, 2005)
- Semantic measures for question answering  
(C. Wang et al., 2012)
- Semantic measures and machine translation  
(Z. Wu & Palmer, 1994)
- Semantic measures and paraphrase detection  
(Fernando & Stevenson, 2008; Iordanskaja et al., 1991)
- Information Content  
(Resnik, 1995; Sánchez, Batet, et al., 2011; Sánchez & Batet, 2012; Seddiqui, 2010)
- Semantic measures and Cognitive Sciences  
(Aimé, 2011; Binder & Desai, 2011; Decock & Douven, 2011; T. Landauer & Dumais, 1997; Martin, 2007; Miller & Charles, 1991; Schwering, 2005; Tversky, 1977)
- Semantic measures and Disambiguation  
(Resnik, 1999) (Sussna, 1993)
- Unification of measures  
(Cross, Yu, & Hu, 2013) (Mazandu & Mulder, 2013) (Blanchard et al., 2008; Blanchard & Harzallah, 2005; Blanchard, 2008)
- Graph-based measures (can be applied to deal with semantic graphs)  
(Chartrand, Kubicki, & Schultz, 1998; Entringer, Jackson, & Snyder, 1976; Fogaras & Rácz, 2005; Fouss et al., 2007; Goddard & Oellermann, 2011)
- Software solutions and tools for semantic measures  
(Bernstein et al., 2005; Janowicz, Keßler, & Schwarz, 2007; McInnes et al., 2009; Oldakowski & Bizer, 2005; Pedersen et al., 2004; Rus et al., 2013) (Pesquita, Pessoa, et al., 2009)
- Other contributions (unclassified)  
(Tsang, 2008) (Banerjee & Pedersen, 2003) (Haase, Siebes, & Harmelen, 2004) (Budanitsky, 1999) (S. M. Mohammad & Hirst, 2012) (Salahli, 2009) (Jarmasz & Szpakowicz, 2002) (J. Jiang & Conrath, 1997) (Raftopoulou & Petrakis, 2005) (Rada et al., 1989) (Hall, 2006) (F. Wu, Lu, Yan, & Gu, 2009) (ZHAO, ZHENG, & ZHENG, 2009) (W.-N. Lee, Shah, Sundlass, & Musen, 2008) (Shi & Setchi,

2010) (Tudhope & Taylor, 1997) (Hawalath & Fasli, 2011) (Pirró, 2009) (Cross, 2006) (Haralambous & Klyuev, 2011) (Danowski, 2010) (Patwardhan, 2003) (Hughes & Ramage, 2007) (Roddick, Hornsby, & Vries, 2003) (Ramage et al., 2009) (Fanizzi, d'Amato, & Esposito, 2008b) (Stuckenschmidt, 2009b) (Pirró & Euzenat, 2010) (Mario Jarmasz, 2003) (Lemaire & Denhière, 2008) (Y. Li et al., 2003) (Resnik, 1995) (Tsang & Stevenson, 2006) (Iosif & Potamianos, 2010) (Stevenson M, 2005) (Cheng et al., 2009) (Ranwez et al., 2006) (M. Cho, Choi, & Kim, 2003) (Anna, 2008) (Van Buggenhout & Ceusters, 2005) (Tadtrat, Boonjing, & Pattaraintakorn, 2011) (Agirre, Cuadros, Rigau, & Soroa, 2010) (L. Liu, 2011) (Halawi, Dror, Gabrilovich, & Koren, 2012) (Cordi, Lombardi, Martelli, Mascardi, & Disi, 2005) (Ramage et al., 2009) (Maedche & Staab, 2001) (Alqadah & Bhatnagar, 2011)

- Related work  
(Orozco & Belanche, n.d.) (Bisson, 1995) (Kovács, 2010)

## 2. Semantic Measures for Text Segment Comparison

Most of the work related to text segments comparison has focus on vector model and n-gram language model or topic model – the direct approach. A second approach, defined as indirect, consists in modelling the semantic similarity/relatedness of texts according to the similarity of their words. Both approaches are briefly detailed in this appendix.

### 2.1. Direct Approaches

#### *Lexical ngram overlap –overlap*

The similarity of two texts can be assessed based on the number of words or ngram the two texts have in common. Note that this type of measures is not based on the semantic analysis of texts. A large diversity of combination of parameters can be used (Rus et al., 2013):

- Preprocessing: Collocation detection, punctuation stop, word removal
- Filtering option: all words, content of words
- Weighting schemes

Measures based on extensions of the LSA word-to-word measures have also been proposed for text to text comparison (Lintean et al., 2010). They characterize a text through a LSA vector build summing individual words' vectors (vectors are therefore compared using classical techniques, e.g. cosine).

Other approaches based on Latent Dirichlet Allocation (Blei et al., 2003) can be used to compare texts adopting a topic model approach. Texts are considered as random mixture over latent topics and each topic is associated to a distribution over words, i.e., has a probability to generate specific words (the probabilities are defined through supervised

labelling or co-occurrence analysis). The distributions over topics associated to each document and the similarity of topics (the distribution over words) can be used to compare two texts.

## **2.2. Indirect Approaches – Word-to-Word Aggregation**

Indirect approaches models the semantic similarity/relatedness of texts according to the similarity of the component words and the specificity of the compared words.

(Mihalcea, Corley, & Strapparava, 2006) Sum the maximal similarity between the Cartesian product of the two sets of words composing the two texts. The specificity of words is also taken into account using the inverse document frequency (idf) (Jones, 1972). Any word-to-word similarity measures can be used (a word disambiguation step may be needed). Rus and Lintean also proposed an approach in which the maximal similarity between the words is taken into account – the optimal lexical matching (Rus et al., 2013). The approach is derived from the assignment problem, one of the fundamental combinatorial optimization, which consists of finding a maximum weight matching in a weighted bipartite graph. In this case the partitions are regarded as the set of words which composed the two texts and the maximal weight is the maximal semantic similarity/relatedness.

Fernando and Stevenson proposed to consider all similarities of the pairs of words contained in the Cartesian product (Fernando & Stevenson, 2008).

Measures based on the aggregation or extensions of the LSA word to word measures have also been proposed for text to text comparison (Lintean et al., 2010).

## **3. Corpora of Texts Used for Distributional Approaches**

This note list some of the resources commonly used to compute the similarity of words from corpora analysis:

- British National Corpus (BNC)
- Associated Press news history
- Wall street journal
- Tipster corpus
- Brown corpus

## **4. RDF Graph and Semantic Measures**

These note discusses some technical aspects relative to the computation of semantic measures on RDF(S) graphs. The simple graph data model, considered for algorithmic studies and definitions of semantic measures, differs from the RDF graph specification in

multiple ways, e.g. no blank nodes or literals in some cases. Those differences do not prevent the use of semantic measures on RDF graphs. Nevertheless, to ensure both coherency and reproducibility of results, guidelines regarding the use of these measures on those graphs have to be rigorously defined. Handling of RDF graphs which take advantage of precise formal vocabularies such as RDFS must also be clearly defined. To our knowledge, required pre-processing enabling the use of semantic measures on RDF(S) graphs has not been previously discussed in literature.

On RDF(S) graphs, instances and classes are not clearly separated as “A class may be a member of its own class extension and may be an instance of itself”<sup>37</sup> (e.g. using punning techniques, meta-class). Such cases are not limiting to our work as in general practice, instances and classes can easily be distinguished using basic rules and restrictions. Moreover, the separation of instance data and the conceptual structure is considered as a fundamental aspect of ontology modelling which is therefore usually respected. The definition of a function enabling two distinguish the type to associate to a node is therefore not considered to be limiting.

Semantic measures algorithms heavily rely on graph traversals. In order for the measures scores to be accurate and reproducible, the graph must first be entailed according to RDFS entailment rules. The graph needs to be reduced further for some properties, which are required by the measures, to be respected. Both graph entailment and reduction required prior to semantic measures computation are detailed.

Since most treatments associated to semantic measures are expressed in terms of graph traversals, a RDFS reasoner must be used to infer all implicit relationships based on RDFS entailment rules 3, e.g. `rdfs:type` inference according to the `domain/range` associated to a property. To reduce the complexity of the entailment, only the RDFS entailment according to rules 2, 3 and 5, 7 must be applied (please refer to the W3C specification for rule numbering<sup>38</sup>). Rules 2 and 3 are respectively related to `rdfs:domain` and `rdfs:range` type inference. Rules 5 and 7 are related to sub-property relationships and are therefore important in order to infer new statements according to rules 2 and 3. Other entailment rules have no direct implications on the topology of the resulting graph as inferred relationships will not be considered by semantic measures algorithms.

The graph must respect certain properties. Not all inferable relationships, according to the transitivity of taxonomic relationship or chain of transitive relationships (i.e. transitivity over `rdfs:subClassOf`), are to be considered. This treatment can be carried out through an efficient transitive reduction algorithm. Furthermore, some classes associated to RDFS Vocabulary and/or other classes not explicitly defined in the ontology must be ignored prior to the treatment, e.g. `rdfs:Property`, `rdfs:Class`. Triplets associated to these excluded classes and RDFS axiomatic triples<sup>38</sup> must also be ignored. Such pre-processing is important to ensure coherency of both semantic measures and particular metrics (e.g. IC). As an example, an RDFS reasoner will infer that all classes are subclasses of `rdfs:Resource` and create the corresponding triplets. Thus, considering the edge-counting

<sup>37</sup> RDF Schema, <http://www.w3.org/TR/rdf-schema>

<sup>38</sup> RDF Semantics, <http://www.w3.org/TR/rdf-nt>

measure, the maximal distance between two concepts will be set to 2, which is not the expected behaviour for most usage contexts.

## 5. From Distance to Similarity and Vice-versa

A similarity  $s$  (bounded by 1) can be transformed to a distance  $d$  considering multiple approaches (Deza & Deza, 2009). A distance can also be converted to a similarity. Some of the approaches used for the transformations are presented above.

### 5.1. Similarity to distance

$$d = 1 - s$$

$$d = \frac{1 - s}{s}$$

$$d = -\ln s$$

### 5.1. Distance to Similarity

$$s = \frac{1}{d + 1}$$