

Network Identifiability from Intrinsic Noise

David Hayden, Ye Yuan and Jorge Gonçalves

Abstract—This paper considers the problem of inferring an unknown network of dynamical systems driven by unknown, *intrinsic*, noise inputs. Equivalently we seek to identify direct causal dependencies among manifest variables only from observations of these variables. For linear, time-invariant systems of minimal order, we characterise under what conditions this problem is well posed. We first show that if the transfer matrix from the inputs to manifest states is minimum phase, this problem has a unique solution irrespective of the network topology. This is equivalent to there being only one valid spectral factor (up to a choice of signs of the inputs) of the output spectral density.

If the assumption of phase-minimality is relaxed, we show that the problem is characterised by a single Algebraic Riccati Equation (ARE), of dimension determined by the number of latent states. The number of solutions to this ARE is an upper bound on the number of solutions for the network. We give necessary and sufficient conditions for any two dynamical networks to have equal output spectral density, which can be used to construct all equivalent networks. Extensive simulations quantify the number of solutions for a range of problem sizes. For a slightly simpler case, we also provide an algorithm to construct all equivalent networks from the output spectral density.

I. INTRODUCTION

MANY phenomena are naturally described as networks of interconnected dynamical systems and the identification of such networks remains a challenging problem, as evidenced by the diverse literature on the subject. In biological applications in particular, experiments are expensive to conduct and one may simply be faced with the outputs of an existing network driven by its own intrinsic variation. Noise is endemic in biological networks and its sources are numerous [1]; making use of this natural variation as a non-invasive means of identification is an appealing prospect, for example in gene regulatory networks [2]. We now give a brief overview of relevant work, focusing on the case where the network is driven by stochastic, rather than deterministic inputs.

An active problem in spectral graph theory is whether the topology of a graph can be uniquely determined from the spectrum of, for example, its adjacency matrix. There are simple examples of non-isomorphic graphs for which this is not possible and classes of graph for which it is (see [3]); however the approach does not consider dynamics of the graph (other than that of the adjacency matrix). A related problem is that considered in the causality literature [4] of determining a graph of causal interactions between events from their statistical dependencies. Again, there are classes of

graph for which this is possible and again the dynamics of the system are not considered. Probabilistic methods, such as [5], seek to identify a network in which each state is considered conditionally independent of its non-descendants, given its parent states. An heuristic search algorithm is then used to select an appropriate set of parent states, and hence obtain a graph of dependencies.

Granger [6] considered the problem of determining causality between a pair of states interacting via Linear, Time-Invariant (LTI) systems. An autoregressive model is estimated for the first state, then if the inclusion of the second state into the model significantly improves its prediction, the second state is said to have a causal influence on the first. The idea can be extended to networks of greater than two states by considering partial cross spectra, but it is difficult to guarantee that this problem is well posed – there could be multiple networks that explain the data equally well. Two crucial issues are the choice of model order and the combinatorial problem of considering all partial cross spectra [7], [8].

Current approaches to network reconstruction that offer guarantees about the uniqueness of the solution require either that assumptions about the topology be made or that the system dynamics are known. For example, in [9] the undirected graph of a network of coupled oscillators can be found if the system dynamics and noise variance are known. In [10], networks of known, identical subsystems are considered, which can be identified using an exhaustive grounding procedure similar to that in [11]. A solution is presented in [12] for identifying the undirected structure for a restricted class of polytree networks; and in [13] for “self-kin” networks. In contrast, for networks of general, but known topology, the problem of estimating the dynamics is posed as a closed-loop system identification problem in [14].

We focus on LTI systems with both unknown and unrestricted topology and unknown dynamics and consider the problem from a system identification perspective. The origin of this problem is arguably the paper by Bellman and Astrom [15] in which the concept of *structural identifiability* is introduced. A model is identifiable if its parameters can be uniquely determined given a sufficient amount of data, which is a challenging problem for multivariable systems [16]. Previous work has characterised the identifiability of a network of LTI systems in the deterministic case where targeted inputs may be applied [17]. The network was modelled as a single transfer matrix representing both its topology and dynamics; the network reconstruction problem is then well posed if this transfer matrix is identifiable.

The purpose of this paper is to assess the identifiability of networks with unknown, stochastic inputs. The identifiability of state-space models in this setting is considered in [18] based on the spectral factorization results of [19], in which all

D. Hayden and Y. Yuan are with Department of Engineering, University of Cambridge, CB2 1PZ, UK, email: dph34, yy311@cam.ac.uk.

J. Gonçalves is with Department of Engineering, University of Cambridge, CB2 1PZ, UK and University of Luxembourg, Faculté des Sciences, de la Technologie et de la Communication, 7 Avenue des Hauts Fourneaux, L-4362 BELVAL, Luxembourg, email: jmg77@cam.ac.uk.

This work was supported by the Engineering and Physical Sciences Research Council under Grants EP/G066477/1 and EP/I03210X/1.

realizations of a particular spectral density are characterized. We present novel results on the relationship between an LTI network and its state-space realizations and use these to characterise all solutions to the network reconstruction problem.

Our contributions are threefold: first, for networks with closed-loop transfer matrices that are minimum phase, we prove that the network reconstruction problem is well posed – the network can be uniquely determined from its output spectral density; second, in the general case, we provide an algebraic characterization of all networks with equal output spectral density, in which every network corresponds to a distinct solution to an Algebraic Riccati Equation; and third, for a slightly simpler case, we provide an algorithm to construct all such solutions from the spectral density.

Section II provides necessary background information on spectral factorization, structure in LTI systems and the network reconstruction problem. The main results are then presented in Section III, followed by a detailed example and numerical simulations in Section IV. One further case is considered in Section V, in which noise is in addition applied to the latent states. Conclusions are drawn in Section VI and additional proofs are included in the Appendix.

Notation

Denote by $A(i, j)$, $A(i, :)$ and $A(:, j)$ element (i, j) , row i and column j respectively of matrix A . Denote by A^T the transpose of A and by A^* the conjugate transpose. We use I and 0 to denote the identity and zero matrices with implicit dimension, where $e_i := I(:, i)$. The diagonal matrix with diagonal elements a_1, \dots, a_n is denoted by $\text{diag}(a_1, \dots, a_n)$. We use standard notation to describe linear systems, such as the quadruple (A, B, C, D) to denote a state-space realization of transfer function $G(s)$, $x(t)$ to describe a time-dependent variable and $X(s)$ its Laplace transform and we omit the dependence on t or s when the meaning is clear. Superscripts are used to highlight particular systems. We also define a *signed identity matrix* as any square, diagonal matrix J that satisfies $J(i, i) = \pm 1$.

II. PRELIMINARIES

A. Spectral Factorization

Consider systems defined by the following Linear, Time-Invariant (LTI) representation:

$$\begin{aligned} \dot{x} &= Ax + Bu \\ y &= Cx + Du \end{aligned} \quad (1)$$

with input $u(t) \in \mathbb{R}^m$, state $x(t) \in \mathbb{R}^n$, output $y(t) \in \mathbb{R}^p$, system matrices $A \in \mathbb{R}^{n \times n}$, $B \in \mathbb{R}^{n \times m}$, $C \in \mathbb{R}^{p \times n}$ and $D \in \mathbb{R}^{p \times m}$ and transfer function from u to y : $G(s) = C(sI - A)^{-1}B + D$. Make the following assumptions:

Assumption 1. *The matrix A is Hurwitz.*

Assumption 2. *The system is driven by unknown white noise $u(t)$ with covariance $\mathbb{E}[u(t)u^T(\tau)] = I\delta(t - \tau)$.*

Assumption 3. *The system (A, B, C, D) is globally minimal.*

The meaning of Assumption 3 is explained below. From $y(t)$, the most information about the system that can be obtained is the output spectral density:

$$\Phi(s) = G(s)G^*(s)$$

The spectral factorization problem (see for example [20]) is that of obtaining spectral factors $G'(s)$ that satisfy: $G'G'^* = \Phi$. Note that the degrees of two minimal solutions may be different; hence make the following definition.

Definition 1 (Global Minimality). *For a given spectral density $\Phi(s)$, the globally-minimal degree is the smallest degree of all its spectral factors.*

Any system of globally-minimal degree is said to be *globally minimal*. Anderson [19] provides an algebraic characterisation of all realizations of all spectral factors as follows. Given $\Phi(s)$, define the positive-real matrix $Z(s)$ to satisfy:

$$Z(s) + Z^*(s) = \Phi(s) \quad (2)$$

Minimal realizations of Z are related to globally-minimal realizations of spectral factors of Φ by the following lemma.

Lemma 1 ([19]). *Let (A, B_z, C, D_z) be a minimal realization of the positive-real matrix $Z(s)$ of (2), then the system (A, B, C, D) is a globally-minimal realization of a spectral factor of Φ if and only if the following equations hold:*

$$\begin{aligned} RA^T + AR &= -BB^T \\ RC^T &= B_z - BD^T \\ 2D_z &= DD^T \end{aligned} \quad (3)$$

for some positive-definite and symmetric matrix $R \in \mathbb{R}^{n \times n}$.

This result was used by Glover and Willems [18] to provide conditions of equivalence between any two such realizations, which are stated below.

Lemma 2 ([18]). *If (A, B, C, D) and (A', B', C', D') are globally-minimal systems, then they have equal output spectral density if and only if:*

$$A' = T^{-1}AT \quad (4a)$$

$$C' = CT \quad (4b)$$

$$SA^T + AS = -BB^T + TB'B'^T T^T \quad (4c)$$

$$SC^T = -BD^T + TB'D'^T \quad (4d)$$

$$DD^T = D'D'^T \quad (4e)$$

for some invertible $T \in \mathbb{R}^{n \times n}$ and symmetric $S \in \mathbb{R}^{n \times n}$.

For any two systems that satisfy Lemma 2 for a particular S , all additional solutions for this S may be parameterized by Corollary 1. This is adapted from [18] where it was stated for minimum-phase systems.

Corollary 1. *If (A, B, C, D) and (A', B', C', D') satisfy Lemma 2 for a particular S , then all systems that also satisfy Lemma 2 with (A, B, C, D) for the same S are given by:*

$$(T'A'T'^{-1}, T'B'U, C'T'^{-1}, D'U) \quad (5)$$

for some invertible $T' \in \mathbb{R}^{n \times n}$ and orthogonal $U \in \mathbb{R}^{p \times p}$. If $G(s)$ is square and minimum phase (full rank for all s with $\text{Re}(s) > 0$), then for $S = 0$, (5) characterises all realizations of minimum-phase spectral factors.

B. Structure in LTI Systems

We now suppose that there is some unknown underlying system (A^0, B^0, C^0, D^0) with transfer function G^0 and we wish to obtain some information about this system from its spectral density Φ^0 . Even if G^0 is known to be minimum phase, from Corollary 1 it can only be found up to multiplication by some orthogonal matrix U . Given G^0 , the system matrices can also only be found up to some change in state basis. The zero superscript is used to emphasize a particular system.

The following additional assumption is made:

Assumption 4. The matrices $C = [I \ 0]$ and $D = 0$.

The form of C implies a partitioning of the states into *manifest* variables which are directly observed and *latent* variables which are not. The form of D restricts the systems to be strictly proper, and hence causal. For this class of systems we seek to identify causal dependencies among manifest variables, defined in [17], as follows.

Partition (1) under Assumption 4:

$$\begin{bmatrix} \dot{y} \\ \dot{z} \end{bmatrix} = \begin{bmatrix} A_{11} & A_{12} \\ A_{21} & A_{22} \end{bmatrix} \begin{bmatrix} y \\ z \end{bmatrix} + \begin{bmatrix} B_1 \\ B_2 \end{bmatrix} u \quad (6)$$

where $y = [I \ 0] \begin{bmatrix} y \\ z \end{bmatrix}$ and $z(t) \in \mathbb{R}^l$ are the $l = n - p$ latent states. Taking the Laplace transform of (6) and eliminating Z yields $sY = WY + VU$, for proper transfer matrices:

$$\begin{aligned} W &:= A_{12}(sI - A_{22})^{-1}A_{21} + A_{11} \\ V &:= A_{12}(sI - A_{22})^{-1}B_2 + B_1 \end{aligned} \quad (7)$$

Now define $W_D := \text{diag}(W(1,1), \dots, W(p,p))$, subtract $W_D Y$ from both sides of $sY = WY + VU$ and rearrange to give:

$$Y = QY + PU \quad (8)$$

where

$$\begin{aligned} Q &:= (sI - W_D)^{-1}(W - W_D) \\ P &:= (sI - W_D)^{-1}V \end{aligned} \quad (9)$$

are strictly-proper transfer matrices of dimension $p \times p$ and $p \times m$ respectively. Note that Q is constructed to have diagonal elements equal to zero (it is hollow).

Definition 2 (Dynamical Structure Function). *Given any system (1) under Assumption 4, the Dynamical Structure Function (DSF) is defined as the couple (Q, P) , where Q and P are given in (9).*

The DSF defines a directed graph with only the manifest states and inputs as nodes. There is an edge from $Y(j)$ to $Y(i)$ if $Q(i, j) \neq 0$; and an edge from $U(j)$ to $Y(i)$ if $P(i, j) \neq 0$. In this sense, the DSF characterises causal relations among

manifest states Y and inputs U in system (1). The transfer function G is related to the DSF as follows:

$$G = (I - Q)^{-1}P \quad (10)$$

where, given G , the matrices Q and P are not unique in general, hence the following definition is made.

Definition 3 (Consistency). *A DSF (Q, P) is consistent with a transfer function G if (10) is satisfied.*

We also define a state-space realization of a particular DSF (Q^0, P^0) as any realization for which the (unique) DSF is (Q^0, P^0) . The relationship between state space, DSF and transfer function representations is illustrated in Fig. 1, which shows that a state-space realization uniquely defines both a DSF and a transfer function. However, multiple DSFs are consistent with a given transfer function and a given DSF can be realized by multiple state-space realizations.

All realizations of a particular G are parameterized by the set of invertible matrices $T \in \mathbb{R}^{n \times n}$. A subset of these will not change the DSF as follows.

Definition 4 ((Q,P)-invariant transformation). *A state transformation T of system (A^0, B^0, C^0, D^0) with DSF (Q^0, P^0) is (Q, P) -invariant if the transformed system $(TA^0T^{-1}, TB^0, C^0T^{-1}, D^0)$ also has DSF (Q^0, P^0) .*

The blue region in Fig. 1(a) is the set of all (Q, P) -invariant transformations of $(A^0, B^0, [I \ 0], 0)$.

C. Network Reconstruction

The network reconstruction problem was cast in [17] as finding exactly (Q^0, P^0) from G^0 . Since in general multiple DSFs are consistent with a given transfer function, some additional *a priori* knowledge about the system is required for this problem to be well posed. It is common to assume some knowledge of the structure of P , as follows.

Assumption 5. *The matrix P is square, diagonal and full rank.*

This is a standard assumption in the literature [10], [13], [14], [17] and equates to knowing that each of the manifest states is *directly* affected only by one particular input. By direct we mean that there is a link or a path only involving latent states from the input to the manifest state. In the stochastic case considered here, each manifest state is therefore driven by its own *intrinsic* variation. The case in which inputs are also applied to the latent states is considered in Section V.

The following theorem is adapted from Corollary 1 of [17]:

Theorem 1 ([17]). *There is at most one DSF (Q, P) with P square, diagonal and full rank that is consistent with a transfer function G .*

Given a transfer function G^0 for which the generating system is known to have P^0 square, diagonal and full rank, one can therefore uniquely identify the ‘‘true’’ DSF (Q^0, P^0) .

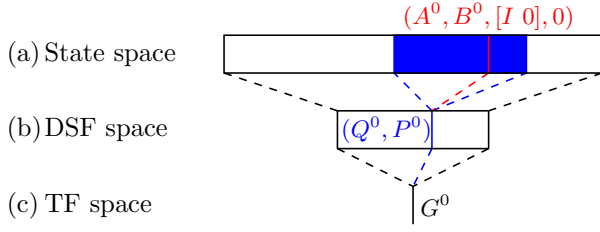


Fig. 1. Pictorial representation of relationship between state space, DSF space and transfer function space for a particular system $(A^0, B^0, [I \ 0], 0)$. In (a) is contained the set of state transformations of this system by matrices T that preserve $C^0 = [I \ 0]$; in red is the particular realization with $T = I$ and in blue the set of realizations with the same DSF (Q^0, P^0) . In (b) is the set of all DSFs that have realizations in (a); in blue is the particular DSF (Q^0, P^0) . In (c) is the single transfer function G^0 , with which are consistent all DSFs in (b) and which can be realized by all realizations in (a).

D. Example

Consider the following stable, minimal system with two manifest states and one latent state:

$$A^0 = \begin{bmatrix} -1 & 0 & 4 \\ 0 & -2 & 5 \\ -6 & 0 & -3 \end{bmatrix}, \quad B^0 = \begin{bmatrix} 1 & 0 \\ 0 & 1 \\ 0 & 0 \end{bmatrix},$$

with $C^0 = [I \ 0]$ and $D^0 = 0$. The system transfer matrix is given by:

$$G^0(s) = \begin{bmatrix} \frac{s+3}{s^2+4s+27} & 0 \\ \frac{-30}{(s+2)(s+3)} & \frac{1}{s+2} \end{bmatrix}$$

and may be realized by an infinite variety of A and B matrices. The DSF is given by:

$$Q^0(s) = \begin{bmatrix} 0 & 0 \\ \frac{-30}{(s+2)(s+3)} & 0 \end{bmatrix}, \quad P^0(s) = \begin{bmatrix} \frac{s+3}{s^2+4s+27} & 0 \\ 0 & \frac{1}{s+2} \end{bmatrix}$$

and is the only valid Q and diagonal P that is consistent with G^0 . This system is represented graphically in Fig. 2.

E. Two realizations for diagonal P

The presence of latent states allows some freedom in the choice of realization used to represent a particular DSF. It will be convenient to use particular forms for systems with P square and diagonal, defined here. We start with the following lemma.

Lemma 3. *The matrix V (and hence P) is diagonal if and only if the matrices:*

$$B_1 \quad \text{and} \quad A_{12}A_{22}^k B_2$$

for $k = 0, 1, \dots, l-1$ are diagonal, where $l = \dim(A_{22})$.

The proof is given in Appendix A. Hence, without loss of generality, order the manifest states such that B_1 can be partitioned:

$$B_1 = \begin{bmatrix} 0 & 0 \\ 0 & B_{22} \end{bmatrix}$$

where B_{22} is square, diagonal and full rank. Any system (A^0, B^0, C^0, D^0) with P^0 square and diagonal can be transformed using (Q, P) -invariant transformations into one in the

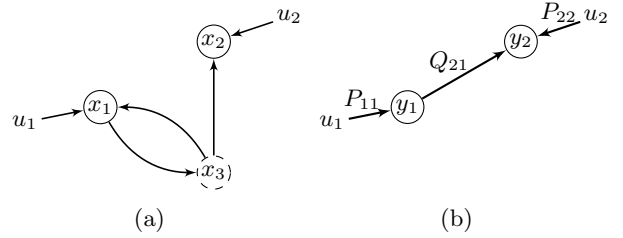


Fig. 2. Graphical representation of (a) example system (A^0, B^0, C^0, D^0) and (b) its DSF (Q^0, P^0) from Section II-D. The DSF describes causal interactions among manifest states that may occur via latent states in the underlying system.

following form. Note that any transformation that preserves P diagonal is (Q, P) -invariant by Theorem 1.

Definition 5 (P-Diagonal Form 1). *Any DSF (Q, P) with P square, diagonal and full rank has a realization with A_{12} , A_{22} , B_1 and B_2 as follows:*

$$\begin{bmatrix} A_{12} & B_1 \\ A_{22} & B_2 \end{bmatrix} = \begin{bmatrix} \hat{c} & 0 & 0 & 0 \\ 0 & \times & 0 & B_{22} \\ \hat{a} & \times & \hat{b} & 0 \\ 0 & \times & 0 & 0 \end{bmatrix} \quad (11)$$

where \times denotes an unspecified element. The following is a canonical realization of $V = A_{12}(sI - A_{22})^{-1}B_2 + B_1$:

$$\left(\hat{a}, [\hat{b} \ 0], \begin{bmatrix} \hat{c} \\ 0 \end{bmatrix}, \begin{bmatrix} 0 & 0 \\ 0 & B_{22} \end{bmatrix} \right) \quad (12)$$

where $\hat{a} := \text{diag}(\alpha_1, \dots, \alpha_{p_{11}})$, $\hat{b} := \text{diag}(\beta_1, \dots, \beta_{p_{11}})$ and $\hat{c} := \text{diag}(\gamma_1, \dots, \gamma_{p_{11}})$, $p_{22} = \dim(B_{22})$, $p_{11} = p - p_{22}$ and where $(\alpha_i, \beta_i, \gamma_i, 0)$ is a minimal realization of $V(i, i)$ in controllable canonical form (see [21] for example). Denote the dimension of α_i as $r_i := \dim(\alpha_i)$.

Further (Q, P) -invariant transformations can be applied to systems of the form (11) to give a second realization as follows.

Definition 6 (P-Diagonal Form 2). *Any DSF (Q, P) with P square, diagonal and full rank has a realization with A_{12} , A_{22} , B_1 and B_2 as follows:*

$$\begin{bmatrix} A_{12} & B_1 \\ A_{22} & B_2 \end{bmatrix} = \begin{bmatrix} 0 & 0 & I & 0 & 0 & 0 & 0 \\ 0 & \gamma_{22} & 0 & 0 & 0 & 0 & 0 \\ \times & \times & \times & \gamma_{34} & 0 & 0 & B_{22} \\ \times & \times & \times & \alpha_{14} & I & 0 & 0 \\ \times & \times & \times & \alpha_{24} & 0 & I & 0 \\ \alpha_{31} & 0 & \times & \alpha_{34} & 0 & 0 & 0 \\ \times & \times & \times & \alpha_{44} & 0 & 0 & 0 \end{bmatrix} \quad (13)$$

where $B_{22} \in \mathbb{R}^{p_3 \times p_3}$ and $\gamma_{22} \in \mathbb{R}^{p_2 \times p_2}$ are square, diagonal and full rank and \times denotes an unspecified element. The dimension of B_1 is $p = \dim(B_1) = p_1 + p_2 + p_3$ and the matrix $\alpha_{31} \in \mathbb{R}^{p_1 \times p_1}$ is square and diagonal but not necessarily full rank. The elements of A_{22} satisfy the following properties for $i = 1, \dots, p_1$:

$$\begin{aligned} \alpha_{31}(i, :) &= \alpha_{31}^{(2)}(i, :) = \dots = \alpha_{31}^{(k_i-1)}(i, :) = 0^T \\ \alpha_{31}^{(k_i)}(i, :) &\neq 0^T \\ \alpha_{34}^{(k_i)}(i, :) &= 0^T \end{aligned} \quad (14)$$

for some $1 \leq k_i \leq l-1$, where $l := \dim(A_{22})$ and $\alpha_{ij}^{(k)} := A_{22}^k[i, j]$ denotes block (i, j) of A_{22}^k .

The diagonal elements of V have been ordered according to their relative degrees: the first p_1 elements have relative degree greater than one; the next p_2 have relative degree of one; the last p_3 have relative degree of zero. The problem is considerably simpler if all elements have relative degree of zero, in which case $p = p_3$.

III. MAIN RESULTS

Given an underlying system (A^0, B^0, C^0, D^0) with DSF (Q^0, P^0) , transfer function G^0 and output spectral density Φ^0 under Assumptions 1 - 5, we seek to identify (Q^0, P^0) from Φ^0 . From Theorem 1, we know that (Q^0, P^0) can be found uniquely from G^0 ; in Section III-A we prove that if G^0 is minimum phase, we can find it from Φ^0 up to a choice of sign for each of its columns. From the spectral density Φ^0 , we can therefore find Q^0 exactly and P^0 up to a choice of signs.

Section III-B considers the general case, including non-minimum-phase transfer functions, in which all spectral factors of Φ^0 that satisfy the assumptions can be characterised as solutions to a single Algebraic Riccati Equation (ARE). Necessary and sufficient conditions for two DSFs to have equal spectral factors are given. An algorithm is presented in Section III-C to construct all DSF solutions from the spectral density, and illustrated by an example in Section IV-A.

A. Minimum-Phase G

Suppose the following assumption holds:

Assumption 6. *The transfer function $G(s)$ is minimum phase (full rank for all s with $\text{Re}(s) > 0$).*

In this case, any two spectral factors G and G' are related by: $G' = GU$ for some orthogonal matrix $U \in \mathbb{R}^{p \times p}$ [18]. We first provide some intuition for G to be minimum phase by the following lemma.

Lemma 4. *If Q is stable and P is square, diagonal and minimum phase then G is minimum phase.*

Proof: If Q is stable, then $I - Q$ is also stable as it has the same poles. For any invertible transfer function, z_0 is a transmission zero if and only if it is a pole of the inverse transfer function [21]. Therefore $(I - Q)^{-1}$ is minimum phase if and only if Q is stable. If in addition P is minimum phase, then $G = (I - Q)^{-1}P$ is also minimum phase since P is diagonal. ■

Hence systems with stable interactions among manifest variables that are driven by filtered white noise, where the filters are minimum phase, satisfy Assumption 6.

Theorem 2. *Two systems (A, B, C, D) and (A', B', C', D') under Assumptions 1-6 with DSFs (Q, P) and (Q', P') have equal output spectral density:*

$$\Phi(s) = G(s)G^*(s) = G'(s)G'^*(s)$$

if and only if $G' = GJ$, for some signed identity matrix J . This is equivalent to having $Q' = Q$ and $P' = PJ$. Given a particular Φ^0 , the minimum-phase spectral factor G^0J is therefore unique up to some choice of J , after which the solution for the DSF (Q^0, P^0J) is unique.

Proof: From Lemma 1, two systems under Assumptions 1-5 have equal output spectral density if and only if they satisfy (5) for some invertible $T \in \mathbb{R}^{n \times n}$ and orthogonal $U \in \mathbb{R}^{p \times p}$. We shall derive necessary conditions for (5) to hold and show that these imply that U must be a signed identity matrix.

First, $C' = CT^{-1}$ from (5) is satisfied if and only if $T = \begin{bmatrix} I & 0 \\ T_1 & T_2 \end{bmatrix}$, for some $T_1 \in \mathbb{R}^{l \times p}$ and invertible $T_2 \in \mathbb{R}^{l \times l}$. Then $B' = TBU$ gives:

$$B'_1 = B_1U \quad (15a)$$

$$B'_2 = (T_1B_1 + T_2B_2)U \quad (15b)$$

Take (A, B) and (A', B') to be in P-diagonal form 1 (11); then from (15a) the size of the partitioning of B_1 is the same as that of B'_1 . Since B'_1 must be diagonal, (15a) implies $U = \begin{bmatrix} U_{11} & 0 \\ 0 & J_{22} \end{bmatrix}$ partitioned as B_1 for some orthogonal U_{11} and signed identity J_{22} .

In the case that B_1 is invertible ($B_1 = B_{22}$), it is clear that $U = J_{22}$ and the result holds. The result for the general case is the same and the proof given in Appendix B. We must therefore have $U = J$ for some signed identity matrix J in order for (5) to be satisfied. From (10), equality of spectral densities implies:

$$G' = (I - Q')^{-1}P' = (I - Q)^{-1}PJ = GJ$$

Inverting the above and equating diagonal elements yields $P' = PJ$ and hence $Q' = Q$. ■

Given only the spectral density Φ^0 , the reconstruction problem for minimum-phase systems therefore has a unique solution for Q^0 irrespective of topology. We find this to be a surprising and positive result. The sign ambiguity in P^0 is entirely to be expected as only the variance of the noise is known.

B. Non-Minimum-Phase G

We now relax Assumption 6 to include non-minimum-phase solutions. A straightforward corollary of Theorem 2 is the following.

Corollary 2. *If two systems (A, B, C, D) and (A', B', C', D') under Assumptions 1 - 5 with DSFs (Q, P) and (Q', P') satisfy Lemma 2 for a particular S , then all additional systems that also satisfy Lemma 2 with (A, B, C, D) for the same S have DSFs:*

$$(Q', P'J)$$

for some signed identity matrix J . Each solution S to Lemma 2 therefore corresponds to at most one solution for the DSF $(Q', P'J)$ for some choice of J .

Next we prove that for a given system (A, B, C, D) , solutions S to Lemma 2 can be partitioned into two parts: the first must be zero and the second must solve an Algebraic Riccati

Equation (ARE) with parameters determined by the original system.

Analogous to the minimum-phase case, we evaluate solutions to Lemma 2 for any two realizations that satisfy Assumptions 1 - 5 and are in P-diagonal form 2 (13). Since every such system can be realized in this form, these results are completely general given the assumptions made. Immediately (4) yields:

$$A' = T^{-1}AT \quad (16a)$$

$$B'_1 B_1'^T = B_1 B_1^T \quad (16b)$$

$$A_{12} S_2 = B_1 B_1^T T_1^T \quad (16c)$$

$$S_2 A_{22}^T + A_{22} S_2 = -B_2 B_2^T + T_1 B_1 B_1^T T_1^T + T_2 B_2 B_2^T T_2^T \quad (16d)$$

where

$$S = \begin{bmatrix} 0 & 0 \\ 0 & S_2 \end{bmatrix} \quad \text{and} \quad T = \begin{bmatrix} I & 0 \\ T_1 & T_2 \end{bmatrix} \quad (17)$$

with $S_2 \in \mathbb{R}^{l \times l}$, $T_1 \in \mathbb{R}^{l \times p}$ and $T_2 \in \mathbb{R}^{l \times l}$. We can further partition S_2 as follows.

Lemma 5. For any two systems (A, B, C, D) and (A', B', C', D') in P-diagonal form 2 that satisfy Assumptions 1-5 and Lemma 2, the matrix S_2 in (17) satisfies:

$$S_2 = \begin{bmatrix} 0 & 0 \\ 0 & s_{22} \end{bmatrix}$$

where $s_{22} \in \mathbb{R}^{l_2 \times l_2}$ and $l_2 := l - 2p_1 - p_2$.

The proof is given in Appendix C and is obvious if B_1 is invertible, in which case $l = l_2$. The above lemma significantly simplifies (16). Whilst there is some freedom in the choice of T_1 and T_2 , the number of solutions for s_{22} only depends on the system in question, as follows.

Theorem 3. Two DSFs (Q, P) and (Q', P') with realizations (A, B, C, D) and (A', B', C', D') in P-diagonal form 2 under Assumptions 1-5 have equal output spectral density if and only if the following equations are satisfied:

$$s_{22} \bar{a} + \bar{a}^T s_{22} - s_{22} \bar{b} \bar{b}^T s_{22} = 0 \quad (18)$$

$$\alpha_{34} s_{22} = 0 \quad (19)$$

for some symmetric $s_{22} \in \mathbb{R}^{l_2 \times l_2}$ with $l_2 = l - 2p_1 - p_2$, where \bar{a} and \bar{b} are comprised of parameters of A and B in (13) as $\bar{a} := \alpha_{44}^T$ and $\bar{b} := [\gamma_{34}^T B_{22}^{-T} \quad \alpha_{14}^T \quad \alpha_{24}^T \quad \alpha_{34}^T]$ and there exists invertible $T = \begin{bmatrix} I & 0 \\ T_1 & T_2 \end{bmatrix}$ such that:

$$A' = T^{-1}AT \quad (20a)$$

$$B'_{22} = B_{22}J \quad (20b)$$

$$T_1 B_1 = \begin{bmatrix} 0 & 0 \\ 0 & 0 \\ 0 & s_{22} \gamma_{34}^T B_{22} \end{bmatrix} \quad (20c)$$

$$T_2 B_2 = \begin{bmatrix} t_1 & 0 \\ 0 & 0 \\ s_{22} [\alpha_{14}^T \quad \alpha_{24}^T] t_1 & 0 \end{bmatrix} \quad (20d)$$

for some orthogonal $t_1 \in \mathbb{R}^{(p_1+p_2) \times (p_1+p_2)}$ and signed identity matrix $J \in \mathbb{R}^{p_3 \times p_3}$.

Proof: The proof follows directly from Lemma 5 by substituting $S_2 = \begin{bmatrix} 0 & 0 \\ 0 & s_{22} \end{bmatrix}$ into (16). ■

Remark 1. From Corollary 2, the number of DSFs that have equal spectral density to that of any given (Q^0, P^0) (up to a choice of signed identity matrix) is therefore at most equal to the number of solutions to the ARE (18).

Remark 2. It is straightforward to see that (\bar{a}, \bar{b}) is controllable due to the minimality of (A, B, C, D) . The number of solutions to (18) can therefore be calculated from the Hamiltonian matrix of (18) and in particular is finite if and only if every eigenvalue has unit geometric multiplicity (see [22]). In general the solution will not be unique.

Remark 3. Any solution to the ARE must also satisfy (19) in order to satisfy Theorem 3. This condition will not necessarily be satisfied, reducing the size of the DSF solution set.

Remark 4. Given any system (A^0, B^0, C^0, D^0) with DSF (Q^0, P^0) , the solution set of (18) can be calculated; for any solution that also satisfies (19) it is straightforward to choose T and J to satisfy (20); however, the resulting transformed system may not have P diagonal, and it is nontrivial to choose T such that it does.

Remark 5. The l latent states have been partitioned into $l_2 = l - 2p_1 - p_2$ and $l_1 = l - l_2$, where the dimension of the ARE (18) is l_2 . The number of DSF solutions is therefore principally determined by l_2 and not by p , the number of measured states; a ‘‘large’’ network (high p) could have relatively few spectrally-equivalent solutions if it has ‘‘small’’ l_2 . Any system with $l_2 = 0$ has a unique solution.

C. A Constructive Algorithm

If B_1 is invertible, the transfer functions $V(i, i)$ have relative degree of zero and any realization in P-diagonal form 2 has $B_2 = 0$. Any system with B_1 diagonal and $B_2 = 0$ trivially satisfies Lemma 3 and hence has P diagonal. In this case, the matrix T_1 is completely determined by (20) and T_2 can be chosen freely. For this class of systems, DSFs (Q, P) with output spectral density $\Phi(s)$ can be constructed. A procedure is outlined below, which essentially finds solutions to Lemma 1 under Assumptions 1-5.

- 1) Estimate $\Phi(s)$
- 2) Construct positive-real $Z(s)$ such that: $Z + Z^* = \Phi$
- 3) Make a minimal realization of Z of the form: $(A, B, [I \ 0], 0)$
- 4) Find all solutions to the following equations for B' and symmetric $R > 0$:

$$RA^T + AR = -B' B'^T \quad (21a)$$

$$RC^T = B \quad (21b)$$

- 5) For each solution, B' , the system $(A, B', [I \ 0], 0)$ with transfer function G' is minimal and has spectral density Φ from Lemma 1

6) Apply the state transformation $T = \begin{bmatrix} I & 0 \\ -B_2' B_1'^{-1} & I \end{bmatrix}$ to obtain system $(A'', B'', [I \ 0], 0)$, which has the same transfer function G' , spectral density Φ and has P'' diagonal. The system (Q'', P'') then satisfies Assumptions 1-5 and has spectral density Φ .

Step 1 may be achieved by standard methods, the details of which are not considered here. Every spectral density matrix has a decomposition of the form of Step 2, as described in [19] and Step 3 is always possible for strictly-proper Z . Solutions to step 4 can be obtained as follows.

Equation (21) derives from (3) under Assumption 4. Partitioning (21b) gives:

$$R = \begin{bmatrix} B_1 & B_2^T \\ B_2 & R_2 \end{bmatrix} \quad (22)$$

for some symmetric R_2 . Equation (21a) then defines three equations:

$$B_1' B_1'^T = -B_1 A_{11}^T - B_2^T A_{12}^T - A_{11} B_1 - A_{12} B_2 \quad (23a)$$

$$R_2 A_{12}^T = -B_2 A_{11}^T - A_{21} B_1 - A_{22} B_2 - B_2' B_1'^T \quad (23b)$$

$$R_2 A_{22}^T + A_{22} R_2 + B_2 A_{21}^T + A_{21} B_2^T + B_2' B_2'^T = 0 \quad (23c)$$

Both sides of (23a) must be diagonal and full rank, since such a solution for B_1' is known to exist; hence a diagonal, full-rank solution for B_1' can be found from (23a). Given B_1' , B_2' can be eliminated from (23c) using (23b), yielding the following ARE in R_2 :

$$R_2 \bar{A} + \bar{A}^T R_2 + R_2 \bar{B} \bar{B}^T R_2 + \bar{Q} = 0 \quad (24)$$

with:

$$\begin{aligned} \bar{A} &= (A_{22} + F B_1'^{-2} A_{12})^T \\ \bar{B} &= (B_1'^{-1} A_{12})^T \\ \bar{Q} &= B_2 A_{21}^T + A_{21} B_2^T + F F^T \end{aligned} \quad (25)$$

and $F = B_2 A_{11}^T + A_{21} B_1 + A_{22} B_2$. Since the parameters of (24) are known, we can compute all symmetric, positive-definite solutions R_2 . Given R_2 , the matrix B_2' is given uniquely by (23b) as:

$$B_2' = -(R_2 A_{12}^T + B_2 A_{11}^T + A_{21} B_1 + A_{22} B_2) B_1'^{-1} \quad (26)$$

The system $(A, B', [I \ 0], 0)$ with DSF denoted (Q', P') therefore has spectral density Φ but will in general not have P' diagonal. The transformation of Step 6 results in $B_2'' = 0$ and hence the transformed P'' diagonal from Lemma 3. Since state transformations do not affect the spectral density, the system (Q'', P'') satisfies Assumptions 1-5 and has spectral density Φ .

IV. EXAMPLES

A. Example with Two Solutions

Given the output spectral density $\Phi(s)$ for the system of Section II-D, we construct all DSF solutions with this spectral density as described in Section III-C. From the output spectral density construct the positive-real matrix $Z(s)$, such that $Z(s) + Z^*(s) = \Phi(s)$:

$$Z(s) = \begin{bmatrix} \frac{0.17(s+1)}{s^2+4s+27} & \frac{0.032(s+19)}{s^2+4s+27} \\ \frac{0.032(s+8.2)(s-17.2)}{(s+2)(s^2+4s+27)} & \frac{0.57s^2+2.9s+15.1}{(s+2)(s^2+4s+27)} \end{bmatrix}$$

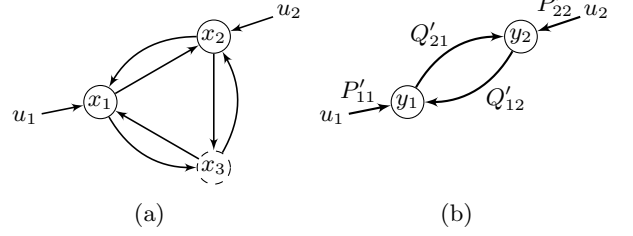


Fig. 3. Graphical representation of (a) example system (A', B', C', D') and (b) its DSF (Q', P') from Section IV-A.

after numerical rounding. Construct any minimal realization of Z by standard methods, such as:

$$A = \begin{bmatrix} -3.9 & -0.97 & 1.9 \\ -3.6 & -3.2 & 2.4 \\ -15.5 & -1.5 & 1.1 \end{bmatrix}, \quad B = \begin{bmatrix} 0.17 & 0.032 \\ 0.032 & 0.57 \\ 0.092 & 0.60 \end{bmatrix},$$

with $C = [I \ 0]$ and $D = 0$. First solve for B_1' as in (23a):

$$B_1' = \begin{bmatrix} \pm 1 & 0 \\ 0 & \pm 1 \end{bmatrix} \quad (27)$$

and choose the signs to be positive for simplicity. Next construct and solve the ARE (24), which has the following two solutions:

$$R_2 = 1.02 \quad \text{and} \quad 1.65$$

In each case, solve for B_2' using (26):

$$B_2' = [1.49 \ 0.5] \quad \text{and} \quad [0.28 \ -1.01]$$

and transform both systems by $T = \begin{bmatrix} I & 0 \\ -B_2' B_1'^{-1} & I \end{bmatrix}$ to yield two systems with DSFs with P diagonal. The first corresponds to the system of Example II-D with DSF:

$$Q(s) = \begin{bmatrix} 0 & 0 \\ \frac{-30}{(s+2)(s+3)} & 0 \end{bmatrix}, \quad P(s) = \begin{bmatrix} \frac{s+3}{s^2+4s+27} & 0 \\ 0 & \frac{1}{s+2} \end{bmatrix}$$

and the second to the following stable, minimal system:

$$A' = \begin{bmatrix} -3.3 & -2.9 & 4 \\ -2.9 & -5.7 & 5 \\ -8.3 & -3.7 & 3 \end{bmatrix}, \quad B' = \begin{bmatrix} 1 & 0 \\ 0 & 1 \\ 0 & 0 \end{bmatrix},$$

with $C' = [I \ 0]$, $D' = 0$ and DSF:

$$Q'(s) = \begin{bmatrix} 0 & \frac{-2.9(s+2.0)}{s^2+0.34s+23.3} \\ \frac{-2.9(s+11.1)}{s^2+2.7s+1.3} & 0 \end{bmatrix},$$

$$P'(s) = \begin{bmatrix} \frac{s-3}{s^2+0.34s+23.3} & 0 \\ 0 & \frac{s-3}{s^2+2.659s+1.3} \end{bmatrix}$$

Note that this system has a different network structure for both state-space and DSF, as illustrated in Fig. 3. The reader may verify that these systems do indeed have the same output spectral density $\Phi(s)$. It may also be verified that (16), or equivalently Lemma 2, is satisfied for the following matrices S and T :

$$S = \begin{bmatrix} 0 & 0 & 0 \\ 0 & 0 & 0 \\ 0 & 0 & -0.15 \end{bmatrix}, \quad T = \begin{bmatrix} 1 & 0 & 0 \\ 0 & 1 & 0 \\ -0.59 & -0.73 & 1 \end{bmatrix}$$

The transfer matrix for the second system is given by:

$$G'(s) = \begin{bmatrix} \frac{s+0.66}{s^2+4s+27} & \frac{-2.9}{s^2+4s+27} \\ \frac{-2.9(s+11.1)}{(s+2)(s^2+4s+27)} & \frac{s^2+0.34s+23.3}{(s+2)(s^2+4s+27)} \end{bmatrix}$$

which (from Theorem 2) is necessarily non-minimum phase – it has a transmission zero at $s = 3$. In this example these are the only two globally-minimal solutions for Q that have diagonal P ; additional solutions for P may be obtained by changing the signs of B'_1 in (27).

B. Numerical Simulations

In Remark 5 it was noted that the principal system dimension that determines the number of DSF solutions is $l_2 = l - 2p_1 - p_2$ as this is the dimension of the ARE. We simulated 18129 random systems with dimensions in the ranges given in Table I. For each case, random matrices A and B are generated such that the system $(A, B, [I \ 0], 0)$ is stable, minimal and has DSF with P square, diagonal and full rank. Invertible state transformations are then applied to this system to convert it into P-diagonal form 2 and the ARE (18) is formed.

The number of real, symmetric solutions to (18) is determined and, if finite, all solutions are constructed. For each solution, (19) is checked and if satisfied, matrices T and J are chosen to satisfy (20), resulting in a transformed system $(A', B', [I \ 0], 0)$ with DSF (Q', P') and equal spectral density to the original system. As mentioned in Remark 4, the matrix P' may or may not be diagonal for the chosen T ; if it is not, there may still exist a T for which it is.

Of the systems considered, 109 (approximately 0.6%) resulted in an ARE with a continuum of solutions and hence an infinite number of solutions to the network reconstruction problem. The average number of solutions for the remaining 18020 are shown in Fig. 4, from which it can be seen that little restriction is provided by (19). The number of solutions found with P diagonal is a lower bound on the actual number of such solutions, which therefore lies between the red and blue lines.

V. FULL INTRINSIC NOISE

We now relax Assumption 5 and assume instead the following form of B :

Assumption 7. The matrix B is given by: $B = \begin{bmatrix} B_{11} & 0 \\ 0 & B_{22} \end{bmatrix}$, where $B_{11} \in \mathbb{R}^{p \times p}$ and $B_{22} \in \mathbb{R}^{l \times l}$ are square, full rank and diagonal.

This corresponds to the more general scenario of each state being driven by an independent noise source. The following lemma, derived directly from Lemma 2, characterises all DSFs with equal output spectral density.

Lemma 6. Two systems (A, B, C, D) and (A', B', C', D') with DSFs (Q, P) and (Q', P') under Assumptions 1-4 and Assumption 7 have equal output spectral density if and only if

TABLE I
RANGE OF SYSTEM DIMENSION USED IN SIMULATIONS

Dimension	min	max
l_2	0	10
p	2	6
l	0	16

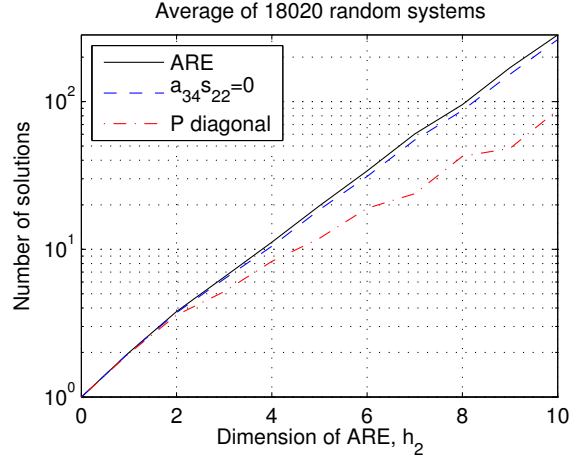


Fig. 4. Average number of solutions for different cases. In black (-) is the number of solutions to the ARE (18); in blue (- -) is the number of solutions that also satisfied (19); in red (-.-) is the number of solutions for which a DSF with P diagonal was found.

there exists invertible $T = \begin{bmatrix} I & 0 \\ T_1 & T_2 \end{bmatrix} \in \mathbb{R}^{n \times n}$ and symmetric $S_2 \in \mathbb{R}^{l \times l}$ such that:

$$A' = T^{-1}AT \quad (28a)$$

$$B'_{11}B'^T_{11} = B_{11}B^T_{11} \quad (28b)$$

$$T_1 = S_2A^T_{12}B^{-2}_{11} \quad (28c)$$

$$S_2\bar{A} + \bar{A}^T S_2 - S_2\bar{B}\bar{B}^T S_2 + \bar{Q} = 0 \quad (28d)$$

where \bar{A} , \bar{B} and \bar{Q} are defined as:

$$\begin{aligned} \bar{A} &:= A^T_{22} \\ \bar{B} &:= (B^{-1}_{11}A_{12})^T \\ \bar{Q} &:= B_{22}B^T_{22} - T_2B'^T_{22}T^T_2 \end{aligned} \quad (29)$$

It is straightforward to construct multiple solutions to Lemma 6 as illustrated by the following example.

A. Example with Continuum of Solutions

Consider the system from Example II-D with noise inputs applied to every state:

$$A = \begin{bmatrix} -1 & 0 & 4 \\ 0 & -2 & 5 \\ -6 & 0 & -3 \end{bmatrix}, \quad B = \begin{bmatrix} 1 & 0 & 0 \\ 0 & 1 & 0 \\ 0 & 0 & 1 \end{bmatrix}$$

with $C = [I \ 0]$ and $D = 0$. The DSF is now given by:

$$Q(s) = \begin{bmatrix} 0 & 0 \\ \frac{-30}{(s+2)(s+3)} & 0 \end{bmatrix},$$

$$P(s) = \begin{bmatrix} \frac{s+3}{s^2+4s+27} & 0 & \frac{4}{s^2+4s+27} \\ 0 & \frac{1}{s+2} & \frac{5}{(s+2)(s+3)} \end{bmatrix}$$

From (28) the matrices S and T of Lemma 2 are parametrized by a scalar $\theta \in \mathbb{R}$:

$$S(\theta) = \begin{bmatrix} 0 & 0 & 0 \\ 0 & 0 & 0 \\ 0 & 0 & \theta \end{bmatrix}, \quad T(\theta) = \begin{bmatrix} 1 & 0 & 0 \\ 0 & 1 & 0 \\ 4\theta & 5\theta & T_2(\theta) \end{bmatrix}$$

where $S_2 = \theta$ and $T_2(\theta) = \sqrt{1 - 6\theta - 41\theta^2}$. The set $\{\theta \mid \theta > -0.99\}$ defines a continuum of solutions $S(\theta)$ and $T(\theta)$ to Lemma 6, with, for example, $B'_{11} = B_{11}$. This results in a continuum of DSF solutions with equal spectral density in which $Q(\theta) =$

$$\begin{bmatrix} 0 & \frac{20\theta s + 40\theta}{s^2 + (4+25\theta)s + (27+25\theta - 592\theta^2)} \\ \frac{20\theta s + (30 - 20\theta - 740\theta^2)}{s^2 + (5+16\theta)s + (6+32\theta)} & 0 \end{bmatrix}$$

Clearly neither the structure nor dynamics of the network are unique.

In practice, therefore, if the commonly-made assumption that noise is only applied at the measured states does not hold, the network reconstruction problem is unlikely to have a unique solution. It may also be verified that this result remains the same even if the network contains no feedback, for example by removing element (1, 3) of A .

VI. DISCUSSION AND CONCLUSIONS

The identifiability of the structure and dynamics of an unknown network driven by unknown noise has been assessed based on factorizations of the output spectral density. Two noise models are considered: noise applied only to the manifest states and noise applied to all the states, the latter of which is shown to be not identifiable in general. For the former noise model, the minimum-phase spectral factor is shown to be unique up to sign and hence such networks are identifiable. Non-minimum-phase spectral factors then correspond to solutions to an Algebraic Riccati Equation, which can be solved to compute all non-minimum-phase networks. The results apply with no restrictions on the topology of the network and can be derived analogously in discrete time.

The development of an efficient estimation algorithm remains a significant challenge. One approach is suggested in which factorizations are made from an estimated spectral density matrix; however robustness to uncertainty in the spectral density is likely to present difficulties. Methods to estimate the network solution directly are currently being considered, one issue being enforcing the requirement for the system to have a minimal realization. Non-minimal solutions are likely to be non-unique.

APPENDIX A PROOF OF LEMMA 3

Proof: The matrix P is defined in (9) and is hence diagonal if and only if V is; from the definition of V in (7), let $s \rightarrow \infty$ to prove the B_1 part. With B_1 diagonal, V is diagonal if and only if:

$$A_{12}(sI - A_{22})^{-1}B_2 \quad (30)$$

is diagonal. The inverse $(sI - A_{22})^{-1}$ can be expressed as a Neumann series:

$$(sI - A_{22})^{-1} = \frac{1}{s} \left(I - \frac{A_{22}}{s} \right)^{-1} = \frac{1}{s} \sum_{k=0}^{\infty} \left(\frac{A_{22}}{s} \right)^k$$

if the sum converges. For $s > \max(|\lambda_i|)$, where λ_i are the eigenvalues of A_{22} , this requirement is always met and hence (30) can be written:

$$A_{12}(sI - A_{22})^{-1}B_2 = \sum_{k=0}^{\infty} \frac{A_{12}A_{22}^k B_2}{s^{k+1}}$$

which is a polynomial in $\frac{1}{s}$. This is diagonal if and only if all of its coefficients are, and by the Cayley-Hamilton Theorem it is sufficient to check only the first $l = \dim(A_{22})$ of these. ■

APPENDIX B

PROOF OF THEOREM 2 FOR B_1 NOT INVERTIBLE

Continuing from the proof in the text, we have that $U = \begin{bmatrix} U_{11} & 0 \\ 0 & J_{22} \end{bmatrix}$ for some orthogonal U_{11} and signed identity J_{22} ; we now show that U_{11} must also be a signed identity matrix. Since the second block column of B'_2 must be zero from (11), we require: $T_1 B_1 = 0$. From (5) we now have:

$$A'_{12} = A_{12}T_2^{-1} \quad (31a)$$

$$A'_{22} = T_2(A_{22} + T_2^{-1}T_1 A_{12})T_2^{-1} \quad (31b)$$

$$B'_2 = T_2 B_2 U \quad (31c)$$

Define $\hat{T}_1 := T_2^{-1}T_1$ for clarity. The matrices V and V' are both required to be diagonal by Assumption 5, where:

$$\begin{aligned} V' &= A'_{12}(sI - A'_{22})^{-1}B'_2 + B'_1 \\ &= A_{12}(sI - A_{22} - \hat{T}_1 A_{12})^{-1}B_2 U + B_1 J_{22} \end{aligned}$$

From Lemma 3, since $B_1 J_{22}$ is diagonal, V' is diagonal if and only if

$$A_{12}(A_{22} + \hat{T}_1 A_{12})^k B_2 U \quad (32)$$

is diagonal for $k = 0, \dots, l-1$ where $l = \dim(A_{22})$. Given that V is diagonal, we will now show that a necessary condition for V' to be diagonal is that U_{11} is a signed identity. First note that in P-diagonal form 1:

$$A_{12}(A_{22})^k B_2 U = \begin{bmatrix} \hat{c}\hat{a}^k \hat{b} U_{11} & 0 \\ 0 & 0 \end{bmatrix} \quad (33)$$

and

$$\hat{c}\hat{a}^k \hat{b} = \text{diag}(\gamma_1 \alpha_1^k \beta_1, \dots, \gamma_{p_{11}} \alpha_{p_{11}}^k \beta_{p_{11}}) \quad (34)$$

where $p_{11} = \dim(U_{11})$. Note also that if $\gamma_{i,1} = \dots = \gamma_{i,k} = 0$:

$$\gamma_i \alpha_i^k \beta_i = \gamma_{i,k+1} \quad (35)$$

since $(\alpha_i, \beta_i, \gamma_i, 0)$ is a realization in controllable canonical form. Recall that $r_i = \dim(\alpha_i)$ is the order of the transfer function $V(i, i)$.

We now prove by induction that the following statement holds for $i = 1, \dots, p_{11}$ and for all $k \geq 0$ if (32) is diagonal:

$$\boxed{\begin{array}{l} \text{If } \{k < r_i \text{ and } \gamma_{i,1} = \dots = \gamma_{i,k+1} = 0\} \\ \quad (A_{12}A_{22}^k B_2 U)(:,i) = 0 \\ \quad (A_{12}A_{22}^k B_2 U)(i,:) = 0^T \\ \text{Else} \\ \quad U_{11}(:,i) = (U_{11}(i,:))^T = \pm e_i \end{array}} \quad (36)$$

Base case: $k = 0$

Note that $r_i > 0$ for $i = 1, \dots, p_{11}$ (otherwise $V(i,i) = 0$) and hence $k < r_i$ for $k = 0$. Then (32) requires $A_{12}B_2U$ to be diagonal, which is equivalent to:

$$\hat{c}bU_{11} = \text{diag}(\gamma_{1,1}, \dots, \gamma_{p_{11},1})U_{11} \quad (37)$$

being diagonal. Consider row i : if $\gamma_{i,1} = 0$ then clearly $(A_{12}B_2U)(i,:) = 0^T$ and (since it is diagonal) $(A_{12}B_2U)(:,i) = 0$ too. Conversely, if $\gamma_{i,1} \neq 0$ then $U_{11}(i,j) = 0 \quad \forall j \neq i$ (since (37) must be diagonal) and therefore $U_{11}(i,i) = \pm 1$ such that U is orthogonal. We therefore have $U_{11}(i,:) = \pm e_i^T$ and (by a standard property of orthogonal matrices) $U_{11}(:,i) = U_{11}(i,:)^T$. Hence (36) holds for $k = 0$ for all $i = 1, \dots, p_{11}$.

Induction

Assume (36) holds for $k = 0, \dots, \hat{k} - 1$ for some \hat{k} , for $i = 1, \dots, p_{11}$, and show that if the \hat{k}^{th} term of (32) is diagonal then (36) holds for $k = \hat{k}$. The \hat{k}^{th} term of (32) is: $A_{12}(A_{22} + \hat{T}_1 A_{12})^{\hat{k}} B_2 U =$

$$A_{12}A_{22}^{\hat{k}} B_2 U + \sum_{h=0}^{\hat{k}-1} \zeta_h A_{12}A_{22}^h B_2 U \quad (38)$$

for some ζ_h . Consider any i for which $\gamma_{i,1} = \dots = \gamma_{i,\hat{k}} = 0$ and note that $\gamma_{i,\hat{k}+1} = 0 \Rightarrow \hat{k} < r_i$, otherwise $V(i,i) = 0$. Hence we must show (a) that if $\gamma_{i,\hat{k}+1} = 0$, the i^{th} column and row of $A_{12}A_{22}^{\hat{k}} B_2 U$ are zero vectors and (b) that if $\gamma_{i,\hat{k}+1} \neq 0$, the i^{th} column and row of U_{11} are (signed) unit vectors.

(a): Suppose $\gamma_{i,\hat{k}+1} = 0$, then from (33) and (35):

$$(A_{12}A_{22}^{\hat{k}} B_2 U)(i,:) = [\gamma_{i,\hat{k}+1} U_{11}(i,:) \quad 0^T] = 0^T$$

as desired. To show $(A_{12}A_{22}^{\hat{k}} B_2 U)(:,i) = 0$ note that the i^{th} column of the second term in (38) is zero from (36) for $k = 0, \dots, \hat{k} - 1$ and hence the i^{th} column of $A_{12}A_{22}^{\hat{k}} B_2 U$ must also be zero such that (38) is diagonal.

(b): Suppose $\gamma_{i,\hat{k}+1} \neq 0$ and consider element (i,j) of (38) for $j \neq i$, which must be equal to zero. If $\gamma_{j,1} = \dots = \gamma_{j,\hat{k}} = 0$ then from (36) for $k = 0, \dots, \hat{k} - 1$, the j^{th} column of the second term in (38) is zero and element (i,j) is determined only by $A_{12}A_{22}^{\hat{k}} B_2 U$, giving:

$$(\hat{c}\hat{a}\hat{b}U_{11})(i,j) = \gamma_{i,\hat{k}+1} U_{11}(i,j) = 0$$

and hence $U_{11}(i,j) = 0$. Otherwise, if $\gamma_{j,h} \neq 0$ for some $1 \leq h \leq \hat{k}$, we have $U_{11}(:,j) = \pm e_j$ and hence $U_{11}(i,j) = 0$ directly from (36). Therefore $U_{11}(i,j) = 0 \quad \forall j \neq i$ which requires $U_{11}(i,:) = \pm e_i^T = U_{11}(i,:)^T$ as desired.

Termination

Therefore by induction (36) holds for $i = 1, \dots, p_{11}$ for all $k \geq 0$. In particular, it holds for $k = \max_i(r_i)$, in which case the ‘‘if’’ condition is never satisfied and $U_{11}(:,i) = \pm e_i$ for $i = 1, \dots, p_{11}$ and hence $U_{11} = J_{11}$ is a signed identity matrix.

APPENDIX C PROOF OF LEMMA 5

Proof: The proof is given for the case where $p_3 = p_2 = 0$, for which the notation is considerably simpler. The proof of the general case follows in exactly the same manner. In this case, A_{12} , A_{22} , B_1 and B_2 are given by:

$$\left[\begin{array}{c|c} A_{12} & B_1 \\ \hline A_{22} & B_2 \end{array} \right] = \left[\begin{array}{ccc|c} 0 & I & 0 & 0 \\ \times & \times & \alpha_{14} & I \\ \alpha_{31} & \times & \alpha_{34} & 0 \\ \times & \times & \alpha_{44} & 0 \end{array} \right] \quad (39)$$

Equations (16c) and (16d) now simplify to:

$$A_{12}S_2 = 0 \quad (40a)$$

$$S_2 A_{22}^T + A_{22}S_2 + B_2 B_2^T - T_2 B_2 B_2^T T_2^T = 0 \quad (40b)$$

from which S_2 and $T_2 B_2$ are required to be in the following forms, partitioned as A_{22} and B_2 :

$$S_2 = \begin{bmatrix} s_{11} & 0 & s_{12} \\ 0 & 0 & 0 \\ s_{12}^T & 0 & s_{22} \end{bmatrix} \quad \text{and} \quad T_2 B_2 = \begin{bmatrix} t_1 \\ 0 \\ t_3 \end{bmatrix} \quad (41)$$

We will now prove by induction that we must have $s_{11} = 0$ and $s_{12} = 0$ to satisfy (40) for any valid choice of T_2 .

Recall that for $i = 1, \dots, p_1$, the number k_i is the smallest value of j in the range $0 < j < l$ such that $\alpha_{31}^{(j)}(i,i) \neq 0$. Hypothesize that the following statement holds for $i = 1, \dots, p_1$ and for all $j = 1, \dots, k_i - 1$:

$$\boxed{\begin{array}{l} \alpha_{34}^{(j)}(i,:) s_{12}^T = 0^T \\ \alpha_{34}^{(j)}(i,:) s_{22} = 0^T \end{array}} \quad (42)$$

Base case: $j = 1$

Multiply (40b) by $A_{12}(i,:)$ on the left for some i in the range $1 \leq i \leq p_1$ with $k_i > 1$:

$$\begin{aligned} & A_{12}(i,:) S_2 A_{22}^T + A_{12}(i,:) A_{22} S_2 \\ & + A_{12}(i,:) B_2 B_2^T - A_{12}(i,:) T_2 B_2 B_2^T T_2^T = 0^T \end{aligned}$$

and note that directly from (39) and (41) terms one, three and four are zero. Hence we have:

$$A_{12}(i,:) A_{22} S_2 = 0^T \quad (43)$$

Since $\alpha_{31}(i,:) = 0^T$ (because $k_i > 1$), (43) gives:

$$\alpha_{34}(i,:) s_{12}^T = 0^T \quad \text{and} \quad \alpha_{34}(i,:) s_{22} = 0^T$$

The hypothesis (42) therefore holds for $j = 1$ for all $i = 1, \dots, p_1$ with $k_i > 1$.

Induction

Suppose for some i in the range $1 \leq i \leq p_1$, for some $\hat{k} < k_i$, the hypothesis holds for $j = \hat{k} - 1$. This implies that:

$$\alpha_{34}^{(\hat{k}-1)}(i, :)s_{12}^T = 0^T \quad \text{and} \quad \alpha_{34}^{(\hat{k}-1)}(i, :)s_{22} = 0^T \quad (44)$$

Now show that the hypothesis is satisfied for $j = \hat{k}$ as follows. First multiply (40b) on the left by $A_{12}(i, :)A_{22}^{\hat{k}-1}$ to give:

$$\begin{aligned} & A_{12}(i, :)A_{22}^{\hat{k}-1}S_2A_{22}^T + A_{12}(i, :)A_{22}^{\hat{k}-1}S_2 \\ & + A_{12}(i, :)A_{22}^{\hat{k}-1}B_2B_2^T \\ & - A_{12}(i, :)A_{22}^{\hat{k}-1}T_2B_2B_2^TT_2^T = 0^T \end{aligned} \quad (45)$$

Since $\alpha_{31}^{(\hat{k}-1)}(i, :) = 0^T$, the expression $A_{12}(i, :)A_{22}^{\hat{k}-1}S_2$ is equal to zero from (44) and hence the first term in (45) is equal to zero. The third term is also zero due to $\alpha_{31}^{(\hat{k}-1)}(i, :) = 0^T$. The remaining two terms give:

$$\alpha_{34}^{(\hat{k})}(i, :)s_{12}^T - \alpha_{34}^{(\hat{k}-1)}(i, :)t_3t_1^T = 0^T \quad (46a)$$

$$\alpha_{34}^{(\hat{k})}(i, :)s_{22}^T - \alpha_{34}^{(\hat{k}-1)}(i, :)t_3t_3^T = 0^T \quad (46b)$$

where we have used the fact that $\alpha_{31}^{(\hat{k})}(i, :) = 0^T$ since $k_i > \hat{k}$. Now multiply (46b) on the right by $\alpha_{34}^{(\hat{k}-1)}(i, :)^T$, which, from (44), gives:

$$\alpha_{34}^{(\hat{k}-1)}(i, :)t_3t_3^T\alpha_{34}^{(\hat{k}-1)}(i, :)^T = 0$$

which implies $\alpha_{34}^{(\hat{k}-1)}(i, :)t_3 = 0^T$. This eliminates all T_2 terms from (46), giving the desired result:

$$\alpha_{34}^{(\hat{k})}(i, :)s_{12}^T = 0^T \quad \text{and} \quad \alpha_{34}^{(\hat{k})}(i, :)s_{22}^T = 0^T$$

By induction the hypothesis (42) therefore holds for all $i = 1, \dots, p_1$ for $j = 1, \dots, k_i - 1$.

Termination

To show that s_{11} and s_{12} must be equal to zero, multiply (40b) on the left by $A_{12}(i, :)A_{22}^{k_i-1}$ for any i such that $1 \leq i \leq p_1$. Recall that:

$$\alpha_{31}^{(k_i)}(i, :) = \alpha_{31}^{(k_i)}(i, i)e_i^T \neq 0$$

$$\alpha_{34}^{(k_i)}(i, :) = 0^T$$

and hence the equivalent of (46) is:

$$\alpha_{31}^{(k_i)}(i, i)s_{11}(i, :) - \alpha_{34}^{(k_i-1)}(i, :)t_3t_1^T = 0^T \quad (47a)$$

$$\alpha_{31}^{(k_i)}(i, i)s_{12}(i, :) - \alpha_{34}^{(k_i-1)}(i, :)t_3t_3^T = 0^T \quad (47b)$$

Since the hypothesis (42) holds for $j = k_i - 1$, we know that $\alpha_{34}^{(k_i-1)}(i, :)s_{12}^T = 0^T$. Multiply (47b) on the right by $\alpha_{34}^{(k_i-1)}(i, :)^T$ to give $\alpha_{34}^{(k_i-1)}(i, :)t_3 = 0^T$ and (47) then simplifies to:

$$\alpha_{31}^{(k_i)}(i, i)s_{11}(i, :) = 0^T \quad \Rightarrow \quad s_{11}(i, :) = 0^T$$

$$\alpha_{31}^{(k_i)}(i, i)s_{12}(i, :) = 0^T \quad \Rightarrow \quad s_{12}(i, :) = 0^T$$

Since the above holds for every $i = 1, \dots, p_1$, we therefore have $s_{11} = 0$ and $s_{12} = 0$. ■

REFERENCES

- [1] J. M. Raser and E. K. O'Shea, "Noise in gene expression: origins, consequences and control," *Science*, vol. 309, no. 5743, pp. 2010–2013, 2005.
- [2] M. J. Dunlop, R. S. Cox III, J. H. Levine, R. M. Murray, and M. B. Elowitz, "Regulatory activity revealed by dynamic correlations in gene expression noise," *Nature Genetics*, vol. 40, no. 12, pp. 1493–1498, 2008.
- [3] E. R. van Dam and W. H. Haemers, "Which graphs are determined by their spectrum?" *Linear Algebra and its Applications*, vol. 373, pp. 241–272, 2003.
- [4] J. Pearl, *Causality: models, reasoning and inference*. Cambridge University Press, 2000.
- [5] J. Yu, V. A. Smith, P. P. Wang, A. J. Hartemink, and E. D. Jarvis, "Advances to bayesian network inference for generating causal networks from observational biological data," *Bioinformatics*, vol. 20, no. 18, pp. 3594–3603, 2004.
- [6] C. W. J. Granger, "Investigating causal relations by econometric models and cross-spectral methods," *Econometrica*, vol. 37, no. 3, pp. 424–438, 1969.
- [7] E. Atukeren, "Christmas cards, easter bunnies, and granger causality," *Quality & Quantity*, vol. 42, pp. 835–844, 2008.
- [8] G. Michailidis and F. d'Alché-Buc, "Autoregressive models for gene regulatory network inference: sparsity, stability and causality issues," *Mathematical Biosciences*, vol. 246, pp. 326–334, 2013.
- [9] J. Ren, W.-X. Wang, B. Li, and Y.-C. Lai, "Noise bridges dynamical correlation and topology in coupled oscillator networks," *Physical Review Letters*, vol. 104, no. 5, 2010.
- [10] S. Shahrampour and V. M. Preciado, "Topology identification of directed dynamical networks via power spectral analysis," arXiv:1308.2248 [cs.SY].
- [11] M. Nabi-Abdolyousefi and M. Mesbahi, "Network identification via node knock-outs," *IEEE Trans. Automat. Contr.*, vol. 57, no. 12, pp. 3214–3219, 2012.
- [12] D. Materassi and M. V. Salapaka, "Network reconstruction of dynamical polytrees with unobserved nodes," in *Proc. IEEE Conference on Decision and Control (CDC'12)*, 2012.
- [13] —, "On the problem of reconstructing an unknown topology via locality properties of the weiner filter," *IEEE Trans. Automat. Contr.*, vol. 57, no. 7, pp. 1765 – 1777, 2012.
- [14] P. M. J. Van den Hof, A. Dankers, P. S. C. Heuberger, and X. Bombois, "Identification of dynamic models in complex networks with prediction error methods - basic methods for consistent module estimates," *Automatica*, vol. 49, no. 10, pp. 2994–3006, 2013.
- [15] R. Bellman and K. J. Astrom, "On structural identifiability," *Mathematical Biosciences*, vol. 7, pp. 329–339, 1970.
- [16] L. Ljung, *System Identification—Theory for the User*. Prentice Hall, 1999.
- [17] J. Gonçalves and S. Warnick, "Necessary and sufficient conditions for dynamical structure reconstruction of LTI networks," *IEEE Trans. Automat. Contr.*, vol. 53, no. 7, pp. 1670–1674, 2008.
- [18] K. Glover and J. C. Willems, "Parametrizations of linear dynamical systems: canonical forms and identifiability," *IEEE Trans. Automat. Contr.*, vol. 19, no. 6, pp. 640–645, 1974.
- [19] B. D. O. Anderson, "The inverse problem of stationary covariance," *Journal of Statistical Physics*, vol. 1, no. 1, pp. 133–147, 1969.
- [20] D. C. Youla, "On the factorization of rational matrices," *IRE Trans. Inf. Theory*, vol. 7, no. 3, pp. 172–189, 1961.
- [21] K. Zhou, J. C. Doyle, and K. Glover, *Robust and Optimal Control*. Prentice Hall, 1996.
- [22] P. Lancaster and L. Rodman, *Algebraic Riccati Equations*. Oxford University Press, 1995.