

## Charge Asymmetries in Semileptonic B Decays

---

Iain Bertram<sup>\*†</sup>

Lancaster University

E-mail: i.bertram@lancaster.ac.uk

I present measurements made by the D0 collaboration of the time-integrated flavor-specific semileptonic charge asymmetry in the decays of the  $B_s^0$  and  $B_d^0$  mesons that have undergone flavor mixing,  $a_{sl}^s$  and  $a_{sl}^d$ , using  $10.4 \text{ fb}^{-1}$  of proton-antiproton collisions collected by the D0 detector during Run II at the Fermilab Tevatron Collider. The results are  $a_{sl}^s = [-1.12 \pm 0.74 (\text{stat}) \pm 0.17 (\text{syst})] \%$  and  $a_{sl}^d = [0.68 \pm 0.45 (\text{stat.}) \pm 0.14 (\text{syst.})] \%$  which are the two most precise published results and are in agreement with standard model predictions. These results are combined with the like-sign dimuon charge asymmetry,  $A_{sl}^b$ , and recent preliminary results from the LHCb and BaBar experiments to obtain new world averages.

*14th International Conference on B-Physics at Hadron Machines*  
*April 8-12, 2013*  
*Bologna, Italy*

---

<sup>\*</sup>Speaker.

<sup>†</sup>representing the D0 Collaboration.

## 1. Introduction

CP violation has been observed in the decay and mixing of neutral mesons containing strange, charm and bottom quarks. Currently all measurements of CP violation, either in decay, mixing or in the interference between the two, have been consistent with the presence of a single phase in the CKM matrix. An observation of anomalously large CP violation in  $B_s^0$  oscillations can indicate the existence of physics beyond the standard model (SM) [1]. Measurements of the like-sign dimuon asymmetry by the D0 Collaboration [2, 3] show evidence of anomalously large CP-violating effects using data corresponding to  $9 \text{ fb}^{-1}$  of integrated luminosity. Assuming that this asymmetry originates from mixed neutral  $B$  mesons, the measured value is  $A_{\text{sl}}^b = C_d a_{\text{sl}}^d + C_s a_{\text{sl}}^s = [-0.787 \pm 0.172 (\text{stat.}) \pm 0.021 (\text{syst.})] \%$ , where  $a_{\text{sl}}^{s(d)}$  is the time-integrated flavor-specific semileptonic charge asymmetry in  $B_s^0(B_d^0)$  decays that have undergone flavor mixing and  $C_{d(s)}$  is the fraction of  $B_d^0(B_s^0)$  events. The value of  $a_{\text{sl}}^s$  and  $a_{\text{sl}}^d$  are extracted from this measurement and found to be  $a_{\text{sl}}^s = (-1.81 \pm 1.06) \%$  and  $a_{\text{sl}}^d = (-0.12 \pm 0.52) \%$  [3]. This Note presents a short summary of the measurements of  $a_{\text{sl}}^s$  [4] and  $a_{\text{sl}}^d$  [5] using the full Tevatron data sample with an integrated luminosity of  $10.4 \text{ fb}^{-1}$ .

The asymmetry  $a_{\text{sl}}^q$  is defined as

$$a_{\text{sl}}^q = \frac{\Gamma(\bar{B}_q^0 \rightarrow B_q^0 \rightarrow \ell^+ \nu X) - \Gamma(B_q^0 \rightarrow \bar{B}_q^0 \rightarrow \ell^- \bar{\nu} \bar{X})}{\Gamma(\bar{B}_q^0 \rightarrow B_q^0 \rightarrow \ell^+ \nu X) + \Gamma(B_q^0 \rightarrow \bar{B}_q^0 \rightarrow \ell^- \bar{\nu} \bar{X})}, \quad (1.1)$$

where in these analyses  $\ell = \mu$ . The flavor of the  $B_q^0$  meson at the time of decay is identified using the charge of the associated muon, and these analyses do not make use of initial-state tagging. We assume there is no production asymmetry between  $B_q^0$  and  $\bar{B}_q^0$  mesons, that there is no direct CP violation in the decay of charm mesons to the indicated states or in the semileptonic decay of  $B_q^0$  mesons, and that any CP violation in  $B_q^0$  mesons only occurs in mixing. We also assume that any direct CP violation in the decay of  $b$  baryons and charged  $B$  mesons is negligible.

## 2. The semi-leptonic charge asymmetry in $B_s^0$ mesons

The measurement of the semi-leptonic charge asymmetry in  $B_s^0$  mesons is measured using the decay  $B_s^0(\bar{B}_s^0) \rightarrow D_s^\mp \mu^\pm X$  decays, with  $D_s^\mp \rightarrow \phi \pi^\mp$  and  $\phi \rightarrow K^+ K^-$ . The measurement is performed using the raw asymmetry

$$A = \frac{N_{\mu^+ D_s^-} - N_{\mu^- D_s^+}}{N_{\mu^+ D_s^-} + N_{\mu^- D_s^+}}, \quad (2.1)$$

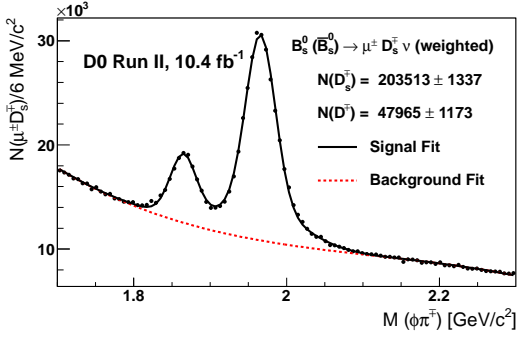
where  $N_{\mu^+ D_s^-}$  ( $N_{\mu^- D_s^+}$ ) is the number of reconstructed  $B_s^0 \rightarrow \mu^+ D_s^- X$  ( $\bar{B}_s^0 \rightarrow \mu^- D_s^+ X$ ) decays. The time-integrated flavor-specific semileptonic charge asymmetry in  $B_s^0$  decays which have undergone flavor mixing,  $a_{\text{sl}}^s$ , is then given by

$$a_{\text{sl}}^s \cdot F_{B_s^0}^{\text{osc}} = A - A_\mu - A_{\text{track}} - A_{KK}, \quad (2.2)$$

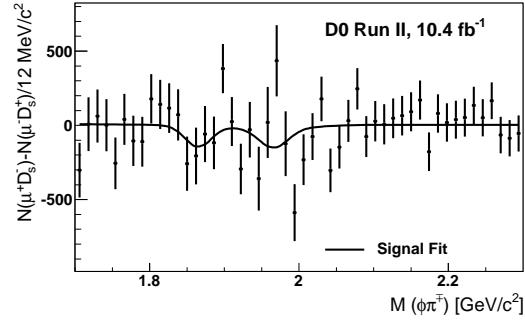
where  $A_\mu$  is the reconstruction asymmetry between positive and negatively charged muons in the detector [6],  $A_{\text{track}}$  is the asymmetry between positive and negative tracks,  $A_{KK}$  is the residual kaon asymmetry from the decay of the  $\phi$  meson, and  $F_{B_s^0}^{\text{osc}}$  is the fraction of  $D_s^- \rightarrow \phi \pi^-$  decays

that originate from the decay of a  $B_s^0$  meson after a  $\bar{B}_s^0 \rightarrow B_s^0$  oscillation. The  $F_{B_s^0}^{\text{osc}}$  factor corrects the measured asymmetry for the fraction of events in which the  $B_s^0$  meson is mixed under the assumptions outlined earlier that no other physics asymmetries are present in the other  $b$ -hadron backgrounds. The fraction of mixed events integrated over time is extracted using Monte Carlo (MC) simulations.

The raw asymmetry (Eq. 2.1) is extracted by fitting the  $M(\phi\pi^\mp)$  distribution of the  $D_s^\mp$  candidates using a  $\chi^2$  minimization. The fit is performed simultaneously, using the same models, on the sum (Fig. 1) and the difference (Fig. 2) of the  $M(\phi\pi^-)$  distribution associated with a positively charged muon and  $M(\phi\pi^+)$  distribution associated with a negatively charged muon.



**Figure 1:** The weighted  $K^+K^-\pi^\mp$  invariant mass distribution for the  $\mu^\pm\phi\pi^\mp$  sample with the solid line representing the signal fit and the dashed line showing the background fit. The lower mass peak is due to the decay  $D^\mp \rightarrow \phi\pi^\mp$  and the second peak is due to the  $D_s^\mp$  meson decay. Note the zero-suppression on the vertical axis.



**Figure 2:** The fit to the difference distribution for the data with the solid line representing the fit (for clarity the data has been rebinned).

The raw asymmetry is corrected by  $A_\mu + A_{\text{track}} + A_{KK} = [0.13 \pm 0.06(\text{syst})]\%$ , including the statistical uncertainties combined in quadrature. The fraction of  $B_s^0$  decays in the sample and the time-integrated oscillation probability, we find  $F_{B_s^0}^{\text{osc}} = 0.465$ . The resulting time-integrated flavor-specific semileptonic charge asymmetry is found to be

$$a_{\text{sl}}^s = [-1.12 \pm 0.74(\text{stat}) \pm 0.17(\text{syst})]\%. \quad (2.3)$$

### 3. The semi-leptonic charge asymmetry in $B_d^0$ mesons

The measurement of the semi-leptonic charge asymmetry in  $B_d^0$  mesons is measured using two separate orthogonal decay channels:

1.  $B_d^0 \rightarrow \mu^+ \nu D^- X$ , with  $D^- \rightarrow K^+ \pi^- \pi^-$  (plus charge conjugate process);
2.  $B_d^0 \rightarrow \mu^+ \nu D^{*-} X$ , with  $D^{*-} \rightarrow \bar{D}^0 \pi^-$ ,  $\bar{D}^0 \rightarrow K^+ \pi^-$  (plus charge conjugate process);

The two channels are treated separately, with each being used to extract  $a_{\text{sl}}^d$ , before the final measurements are combined.

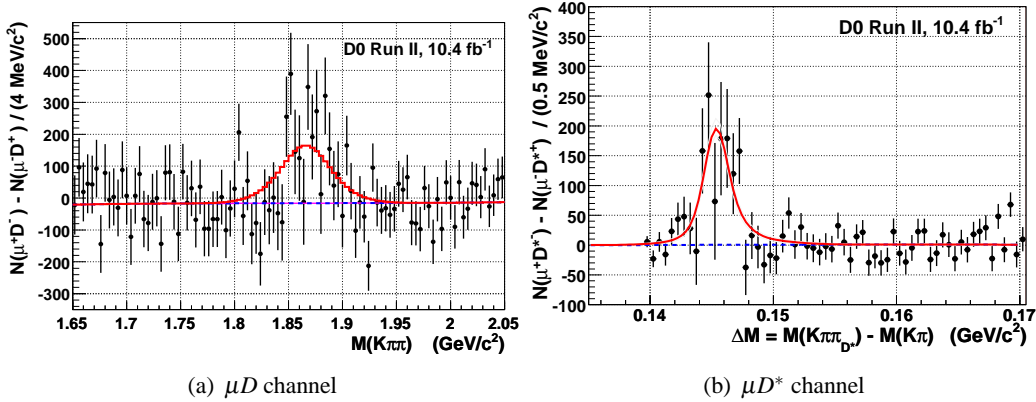
The time-integrated flavor-specific semileptonic charge asymmetry in  $B_d^0$  decays which have undergone flavor mixing,  $a_{\text{sl}}^d$ , is then given by

$$a_{\text{sl}}^d \cdot F_{B_d^0}^{\text{osc}} = A - A_\mu - A_K + 2A_\pi, \quad (3.1)$$

where  $A_\pi = A_{\text{track}}$  and  $A_K$  is the residual kaon asymmetry.

The  $B_d^0$  meson has a mixing frequency  $\Delta M_d = 0.507 \pm 0.004 \text{ ps}^{-1}$ , of comparable scale to the lifetime  $\tau(B_d^0) = 1.518 \pm 0.007 \text{ ps}$  [9]. Hence the fraction of oscillated  $B_d^0$  mesons is a strong function of the measured decay time. The best precision is obtained by binning the data as a function of the transverse decay length. Small values of the transverse decay length should have negligible contributions from oscillated  $B_d^0$  mesons, and are not included in the final  $a_{\text{sl}}^d$  measurement. They represent a control region in which the measured raw asymmetry should be dominated by the background contribution.

The raw asymmetries for each decay channel and each decay length bin are extracted using  $\chi^2$  minimization. The fits are performed simultaneously on the sum and the difference (Fig. 3) of the  $\mu D$  and  $\mu D^*$  distributions.



**Figure 3:** Examples of the raw asymmetry fit for the two decays channels, for the fifth visible proper decay length ( $B_d^0$ ) bin corresponding to  $(0.10 < \text{VPDL}(B_d^0) < 0.20) \text{ cm}$ . The plots show the difference distributions. In both cases, the solid line represents the total fit function, with the background part shown separately by the dashed line.

The extracted raw asymmetries are corrected for background asymmetries on a bin-by-bin basis along with the systematic uncertainties. Once the uncertainties on the individual  $a_{\text{sl}}^d$  measurements are established, the combination between VPDL bins, and then between channels, is performed. For each channel, the combined  $a_{\text{sl}}^d$  value is obtained by a weighted average of the four individual measurements where the weights are the inverse of the sum in quadrature of statistical and systematic uncertainties for that measurement. The central values and uncertainties for the combinations are again determined by performing ensemble tests, with all inputs varied, and examining the effect on the final values of  $a_{\text{sl}}^d$  from each channel. This procedure yields the following results:

$$a_{\text{sl}}^d(\mu D) = [0.43 \pm 0.63 \text{ (stat.)} \pm 0.16 \text{ (syst.)}] \%, \quad (3.2)$$

$$a_{\text{sl}}^d(\mu D^*) = [0.92 \pm 0.62 \text{ (stat.)} \pm 0.16 \text{ (syst.)}] \%. \quad (3.3)$$

Finally, the combination is extended to give the full weighted average of the two channel-specific measurements, with full propagation of uncertainties, to yield the final measurement:

$$a_{\text{sl}}^d = [0.68 \pm 0.45 \text{ (stat.)} \pm 0.14 \text{ (syst.)}] \% . \quad (3.4)$$

#### 4. Combination of D0 results

The D0 measurements of  $a_{\text{sl}}^d$ ,  $a_{\text{sl}}^s$ , can be combined with the two-dimensional constraints on  $(a_{\text{sl}}^d, a_{\text{sl}}^s)$  from the D0 measurement of the dimuon charge asymmetry  $A_{\text{sl}}^b$  [3]. The full two-dimensional fit yields the following values:

$$a_{\text{sl}}^d(\text{D0 comb}) = (0.10 \pm 0.30) \% , \quad (4.1)$$

$$a_{\text{sl}}^s(\text{D0 comb}) = (-1.70 \pm 0.56) \% , \quad (4.2)$$

with a correlation coefficient of  $-0.50$ . The  $\chi^2$  of this fit is 2.9, and the standard model  $p$ -value is 0.0036, corresponding to a 2.9 standard deviation effect. Figure 4 shows the two-dimensional contours from this combination.

#### 5. Updated World Averages

The D0 measurements of  $a_{\text{sl}}^s$  and  $a_{\text{sl}}^d$  can be combined with all other measurements to form updated world averages. I use a simple weighted average, assuming that the measurements are fully independent. The D0 [4] and the preliminary LHCb [7] measurements of  $a_{\text{sl}}^s$  are combined:

$$a_{\text{sl}}^s(\text{WA}) = (-0.60 \pm 0.49) \% . \quad (5.1)$$

The B-factories average [?], the D0 [5] and the new preliminary BaBar [8] measurement of  $a_{\text{sl}}^d$  are also combined,

$$a_{\text{sl}}^d(\text{WA}) = (0.23 \pm 0.26) \% . \quad (5.2)$$

These numbers can be combined with  $A_{\text{sl}}^b$ , we obtain the following values:

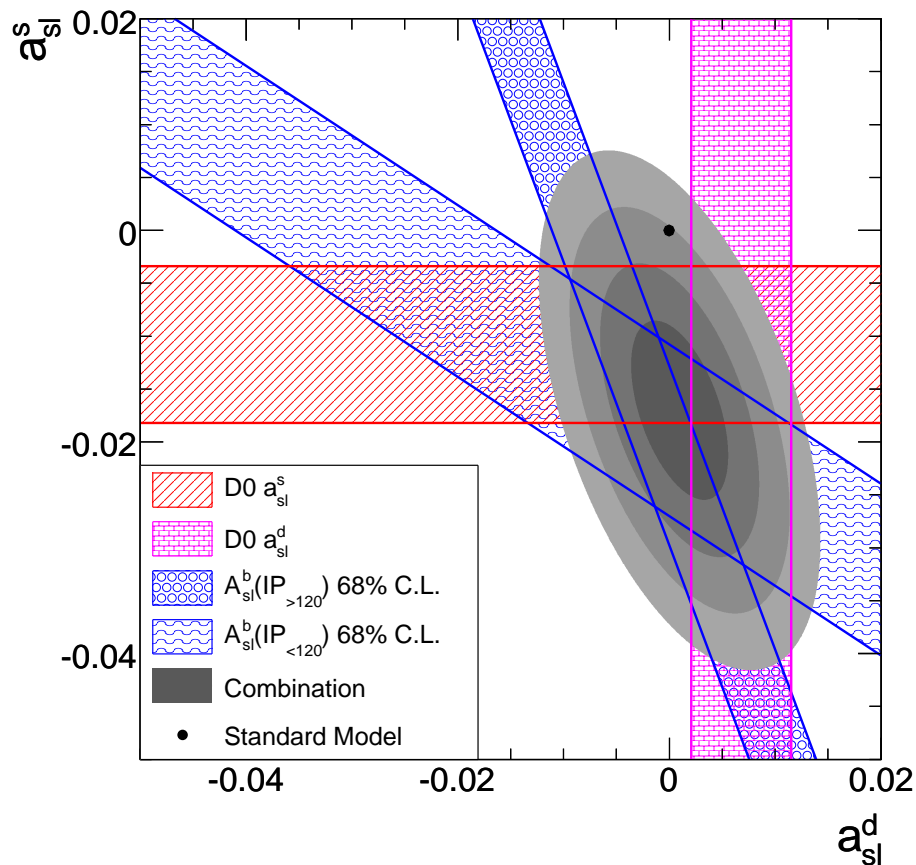
$$a_{\text{sl}}^d(\text{comb}) = (-0.03 \pm 0.21) \% , \quad (5.3)$$

$$a_{\text{sl}}^s(\text{comb}) = (-1.10 \pm 0.41) \% , \quad (5.4)$$

where the two parameters have a correlation coefficient of  $-0.31$ . The results are shown in Fig. 5, with the two dimensional contours overlaid on the four constraints from the input measurements. The fit returns a  $\chi^2$  of 3.8 for 2 degrees-of-freedom. The  $p$ -value of the combination with respect to the SM point is 0.0148, corresponding to an inconsistency at the 2.4 standard deviation level.

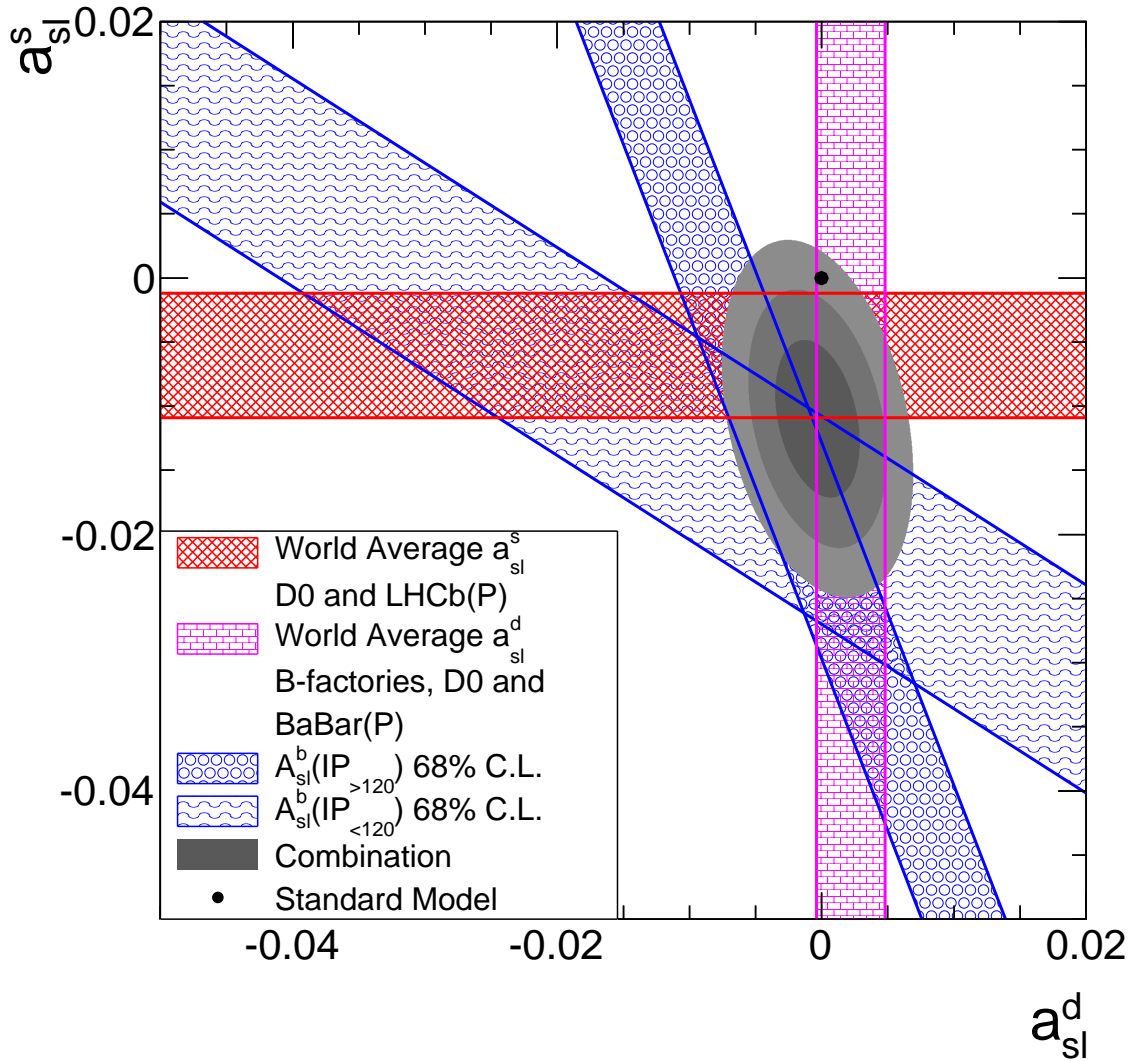
#### References

- [1] A. Lenz and U. Nierste, arXiv:1102.4274; A. Lenz and U. Nierste, J. High Energy Phys. **06**, 072 (2007).
- [2] V. M. Abazov *et al.* (D0 Collaboration), Phys. Rev. D **82**, 032001 (2010); V. M. Abazov *et al.* (D0 Collaboration), Phys. Rev. Lett. **105**, 081801 (2010).



**Figure 4:** Combination of measurements of the D0 measurements of  $a_{sl}^d$ ,  $a_{sl}^s$ , and the two impact-parameter-binned constraints from the same-charge dimuon asymmetry  $A_{sl}^b$  (D0 [3]). The bands represent the  $\pm 1$  standard deviation uncertainties on each measurement. The ellipses represent the 1, 2, 3, and 4 standard deviation two-dimensional confidence level regions of the combination.

- [3] V. M. Abazov *et al.* (D0 Collaboration), Phys. Rev. D **84**, 052007 (2011).
- [4] V. M. Abazov *et al.* (D0 Collaboration), Phys. Rev. Lett., **110**, 011801 (2013).
- [5] V. M. Abazov *et al.* (D0 Collaboration), Phys. Rev. D. **86**, 072009 (2012).
- [6] V.M. Abazov *et al.* (D0 Collaboration), Nucl. Instrum. Methods Phys. Res. A **565**, 463 (2006).
- [7] LHCb Collaboration, LHCb-CONF-2012-022 (2012, unpublished).
- [8] C. Cartaro, *CP and T violation at BaBar and Belle in the proceedings of 14th International Conference on B-Physics at Hadron Machines*, PoS(Beauty 2013)006
- [9] J. Beringer *et al.* (Particle Data Group), Phys. Rev. D **86**, 010001 (2012).



**Figure 5:** Combination of measurements of the new world averages of  $a_{sl}^s$  (D0 [4] and LHCb [7]),  $a_{sl}^d$  (B factories average [9], D0 [5] and the new BaBar result [8]), and the two impact-parameter-binned constraints from the same-charge dimuon asymmetry  $A_{sl}^b$  (D0 [3]). The bands represent the  $\pm 1$  standard deviation uncertainties on each measurement. The ellipses represent the 1, 2, and 3 standard deviation two-dimensional confidence level regions of the combination.