

Quantum criticality of geometric phase in coupled optical cavity arrays under linear quench

Sujit Sarkar

Poornaprajna Institute of Scientific Research,

4 Sadashivanagar,

Bangalore 5600 80, India.

e-mail: sujit.tifr@gmail.com

phone: 0091-80-23611836

Fax: 0091-80-23619034

(Dated: February 20, 2018)

Abstract

The atoms trapped in microcavities and interacting through the exchange of virtual photons can be modeled as an anisotropic Heisenberg spin-1/2 lattice. We study the dynamics of the geometric phase of this system under the linear quenching process of laser field detuning which shows the XX criticality of the geometric phase in presence of single Rabi frequency oscillation. We also study the quantum criticality for different quenching rate in the presence of single or two Rabi frequencies oscillation in the system.

PACS: 42.50.Pq, 03.65.Vf, 42.50.-p

Keywords: Cavity Quantum Electrodynamics, Geometric Phase and Quantum Optics.

Introduction: The recent experimental success in engineering strong interaction between the photons and atoms in high quality micro-cavities opens up the possibility to use light matter system as quantum simulators for many body physics [1-16]. The authors of Ref. ([2]),([3]) and ([4]) have shown that effective spin lattice can be generated with individual atom in the micro-cavities that are coupled to each other via exchange of virtual photons. The two states of spin polarization are represented by the two long lived atomic levels in the system.

A Many body Hamiltonians can be created and probed in coupled cavity arrays. In our previous study, we have explained explicitly the basic physics of the formation of micro-optical cavity [4]. The atoms in the cavity are used for detection and also for generation of interaction between photons in the same cavity. As the distance between the adjacent cavities is considerably larger than the optical wave length of the resonant mode, individual cavities can be addressed. This artificial system can act as a quantum simulator. In this optical cavities system one can find different quantum phases of polariton (a combined excitations of atom-photon interactions.) by using the spin model that conserve the total number of excitations. This micro-cavity system shows the different quantum phases and quantum phase transitions.

Quantum Phase Transition (QPT) associate with the fundamental changes that occurs in the macroscopic nature of the matter at zero temperature due to the variation of some external parameter. The quantum phase transitions are characterized by the drastic change in the ground state properties of the system driven by the quantum fluctuations [17].

Motivation of this research paper:

To the best of our knowledge, here we not only study the dynamics of geometric phase but also solve the nature of criticality explicitly under laser field detuning quenching process for different quenching rate which is absent in the previous literature of cavity QED [1-16]. Here we mention very briefly the essence of the geometric phase in the condensed matter. The geometric phases have been associated with a variety of condensed matter phenomena [18–21] since its inception [22]. Besides, various theoretical investigations, the geometric phases have been experimentally tested in various cases, e.g. with photons [23–25], with neutrons [26, 27] and with atoms [28]. The quantum state engineering of cavity QED is in the state of art due to the rapid experimental/technological progress of the subject. We hope that the theoretical scheme which we propose for the laser field detuning induce

quenching process in the dynamics of geometric phase will be predicted by the experimental group based on photon.

The generation of the geometric phase (GP) is a witness of a singular point in the energy spectrum that arises in all non-trivial geometric evolutions. In this respect, the connection of the geometric phase with quantum phase transition (QPT) has been explored very recently [29–32]. The geometric phase can be used as a tool to probe QPT in many body systems. Since response times typically diverge in the vicinity of the critical point, sweeping through the phase transition with a finite velocity leads to a breakdown of adiabatic condition and generate interesting dynamical (non-equilibrium) effects. In the case of thermal phase transitions, the Kibble-Zurek (KZ) mechanism [34, 35] explains the formation of defects via rapid cooling. This idea of defect formation in second order phase transition has been extended to zero temperature QPT [36, 37] by studying the spin models under linear quench. We will use this concept in the present study.

The micro-cavities of a photonic crystal are coupled through the exchange of photons. Each cavity consists of one atom with three levels in the energy spectrum, two of them are long lived and represent two spin states of the system and the other represent excited states Ref. [2–4]). Externally applied laser and cavity modes couple to each atom of the cavity. It may induce the Raman transition between these two long lived energy levels. Under a suitable detuning between the laser and the cavity modes, virtual photons are created in the cavity which mediate interactions with another atom in a neighboring cavity. One can eliminate the excited states by choosing the appropriate detuning between the applied laser and cavity modes. Then one can achieve only two states per atom in the long lived state and the system can be described by a spin-1/2 Hamiltonian [2–4].

The Hamiltonian of our present study consists of three parts:

$$H = H_A + H_C + H_{AC} \quad (1)$$

Hamiltonians are the following

$$H_A = \sum_{j=1}^N \omega_e |e_j\rangle\langle e_j| + \omega_{ab} |b_j\rangle\langle b_j| \quad (2)$$

where j is the cavity index. ω_{ab} and ω_e are the energies of the state $|b\rangle$ and the excited state respectively. The energy level of state $|a\rangle$ is set as zero. $|a\rangle$ and $|b\rangle$ are the two

stable state of a atom in the cavity and $|e\rangle$ is the excited state of that atom in the same cavity. The following Hamiltonian describes the photons in the cavity,

$$H_C = \omega_C \sum_{j=1}^N c_j^\dagger c_j + J_C \sum_{j=1}^N (c_j^\dagger c_{j+1} + h.c), \quad (3)$$

where $c_j^\dagger(c_j)$ is the photon creation(annihilation) operator for the photon field in the j 'th cavity, ω_C is the energy of photons and J_C is the tunneling rate of photons between neighboring cavities. The interaction between the atoms and photons and also by the driving lasers are described by

$$H_{AC} = \sum_{j=1}^N [(\frac{\Omega_a}{2} e^{-i\omega_a t} + g_a a_j) |e_j\rangle\langle a_j| + h.c] + [a \leftrightarrow b]. \quad (4)$$

Here g_a and g_b are the couplings of the cavity mode for the transition from the energy states $|a\rangle$ and $|b\rangle$ to the excited state. Ω_a and Ω_b are the Rabi frequencies of the lasers with frequencies ω_a and ω_b respectively.

The authors of Ref. [2–4] have derived an effective spin model by considering the following physical processes: A virtual process regarding emission and absorption of photons between the two stable states of neighboring cavity yields the resulting effective Hamiltonian as

$$H_{xy} = \sum_{j=1}^N B \sigma_j^z + \sum_{j=1}^N (\frac{J_1}{2} \sigma_j^\dagger \sigma_{j+1}^- + \frac{J_2}{2} \sigma_j^- \sigma_{j+1}^- + h.c) \quad (5)$$

When J_2 is real then this Hamiltonian reduces to the XY model. Where $\sigma_j^z = |b_j\rangle\langle b_j| - |a_j\rangle\langle a_j|$, $\sigma_j^+ = |b_j\rangle\langle a_j|$, $\sigma_j^- = |a_j\rangle\langle b_j|$.

$$\begin{aligned} H_{xy} &= \sum_{i=1}^N (B \sigma_i^z + J_1 (\sigma_i^x \sigma_{i+1}^x + \sigma_i^y \sigma_{i+1}^y) \\ &\quad + J_2 (\sigma_i^x \sigma_{i+1}^x - \sigma_i^y \sigma_{i+1}^y)) \\ &= \sum_{i=1}^N B (\sigma_i^z + J_x \sigma_i^x \sigma_{i+1}^x + J_y \sigma_i^y \sigma_{i+1}^y). \end{aligned} \quad (6)$$

With $J_x = (J_1 + J_2)$ and $J_y = (J_1 - J_2)$.

We follow the references [2, 38] to present the analytical expression for the different physical parameters of the system.

$$B = \frac{\delta_1}{2} - \beta \quad (7)$$

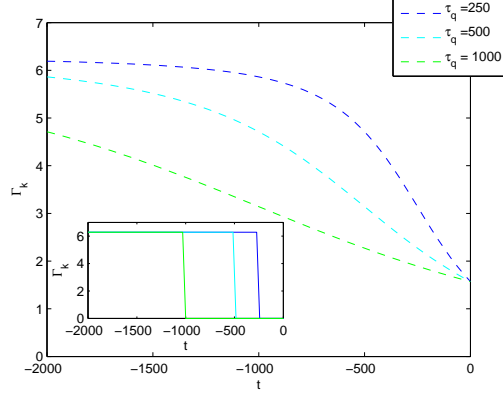


FIG. 1: Color online, variation of geometric phase with time for different quenching time for $k = \pi/3$. The anisotropy parameter ($\alpha = 1$, transverse Ising model) for the dash curves and inset for $\alpha = 0$ (isotropic XX spin model).

$$\beta = \frac{1}{2} \left[\frac{|\Omega_b|^2}{4\Delta_b} (\Delta_b - \frac{|\Omega_b|^2}{4\Delta_b} - \frac{|\Omega_b|^2}{4(\Delta_a - \Delta_b)} - \gamma_b g_b^2 - \gamma_1 g_a^2 + \gamma_1^2 \frac{g_a^4}{\Delta_b} - (a \leftrightarrow b)) \right] \quad (8)$$

$$J_1 = \frac{\gamma_2}{4} \left(\frac{|\Omega_a|^2 g_b^2}{\Delta_a^2} + \frac{|\Omega_b|^2 g_a^2}{\Delta_b^2} \right) \quad (9)$$

$$J_2 = \frac{\gamma_2}{2} \left(\frac{\Omega_a \Omega_b g_a g_b}{\Delta_a \Delta_b} \right). \quad (10)$$

Where $\gamma_{a,b} = \frac{1}{N} \sum_k \frac{1}{\omega_{a,b} - \omega_k}$, $\gamma_1 = \frac{1}{N} \sum_k \frac{1}{(\omega_a + \omega_b)/2 - \omega_k}$ and $\gamma_2 = \frac{1}{N} \sum_k \frac{e^{ik}}{(\omega_a + \omega_b)/2 - \omega_k}$. $\delta_1 = \omega_{ab} - (\omega_a - \omega_b)/2$, $\Delta_a = \omega_e - \omega_a$, $\Delta_b = \omega_e - \omega_a - (\omega_{ab} - \delta_1)$. $\delta_a^k = \omega_e - \omega_k$, $\delta_b^k = \omega_e - \omega_k - (\omega_{ab} - \delta_1)$, g_a and g_b are the couplings of respective transition to the cavity mode, Ω_a and Ω_b are the Rabi frequency of laser with frequency ω_a and ω_b .

Model Hamiltonian and Quantum Phases: We express our model Hamiltonian in a more explicit way as

$$H = \sum_n [(1 + \alpha) S_n^x S_{n+1}^x + (1 - \alpha) S_n^y S_{n+1}^y + B \sum_n S_n^z] \quad (11)$$

where S_n^α are the spin-1/2 operators. We assume that the XY anisotropy $0 < \alpha \leq 1$ and magnetic field strength is $h \geq 0$. The parameters correspondence between the micro cavities and spin chain are the following: $J_1 = 1$ and $J_2 = \alpha$.

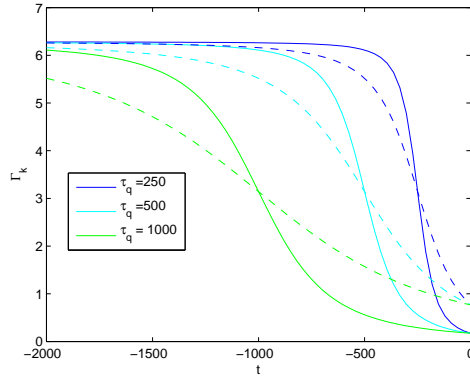


FIG. 2: Color online, variation of the geometric phase with time for three different quenching time for $k = \pi/3$. The solid curve is for the $\alpha = 0.2$ and dashed curve is for $\alpha = 0.8$.

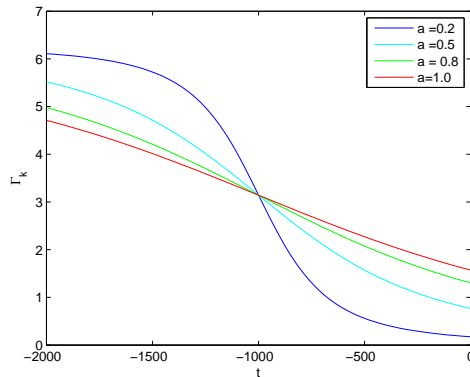


FIG. 3: Color online, variation of geometric phase with time for the quenching time $\tau_q = 1000$ for different anisotropy in exchange couplings for $k = \pi/3$. The all curves are meeting in the point at $t = \tau_q$.

Geometric Phase and Criticality: Here, we calculate the geometric phase and its dynamics under the quenching of magnetic field. In this model, the geometric phase of the ground state is evaluated by applying a rotation of ϕ around the z -axis in a closed circuit to each spin [29, 40]. A new set of Hamiltonians H_ϕ is constructed from the Hamiltonian (H) as

$$H_\phi = U(\phi) H U^\dagger(\phi) \quad (12)$$

where $U(\phi) = \prod_{j=-M}^{+M} \exp(i\phi\sigma_j^z/2)$ and σ_j^z is the z component of the standard Pauli matrix at site j . Here M is the integer which relates with the lattice site numbers by the following relation $2M + 1 = N$. In our atom-cavity system, the rotation of laser field around the

z-axis is equivalent to the rotation of the quantum spin system around the z-axis. The family of Hamiltonians generated by varying ϕ has the same energy spectrum as the initial Hamiltonian and $H(\phi)$ is π -periodic in ϕ . The ground state $|g\rangle$ of the system is expressed as

$$|g\rangle = \prod_{k>0} \left(\cos \frac{\theta_k}{2} |0\rangle_k |0\rangle_{-k} - i \exp(2i\phi) \sin \frac{\theta_k}{2} |1\rangle_k |1\rangle_{-k} \right) \quad (13)$$

where $|0\rangle_k$ and $|1\rangle_k$ are the vacuum and single fermionic excitation of the k -th momentum mode respectively. The angle θ_k is given by

$$\cos \theta_k = \frac{\cos k - B}{\Lambda_k} \quad (14)$$

and $\Lambda_k = \sqrt{(\cos k - B)^2 + \alpha^2 \sin^2 k}$ is the energy gap above the ground state. The ground state is a direct product of N spins, each lying in the two-dimensional Hilbert space spanned by $|0\rangle_k |0\rangle_{-k}$ and $|1\rangle_k |1\rangle_{-k}$. For each value of k , the state in each of the two dimensional Hilbert space can be represented as a Bloch vector with coordinates $(2\phi, \theta_k)$. In our previous study [4, 33] we have shown explicitly the derivation of geometric phase for this problem.

$$\Gamma_k = \pi(1 - \cos \theta_k) \quad (15)$$

The total geometric phase of the state $|g\rangle$ is given by $\Gamma_g = \sum_k \Gamma_k$. For an adiabatic evolution, if the initial state is an eigenstate, the evolved state remains in the eigenstate. Now we derive the instantaneous geometric phases of this system due to a gradually decreasing magnetic field, i.e., the quenching field.

$$B(t < 0) = -\frac{t}{\tau_q} \quad (16)$$

$B(t)$, driving the transition, is assumed to be linear with an adjustable time parameter τ_q ($1/\tau_q$ is the quenching rate). The system be initially at time $t(< 0) \ll \tau_q$ such that $B(t) \gg 1$, in our parameter space of cavity arrays system, $\delta_1(t) \gg \left[\frac{|\Omega_b|^2}{4\Delta_b} (\Delta_b - \frac{|\Omega_b|^2}{4\Delta_b} - \frac{|\Omega_b|^2}{4(\Delta_a - \Delta_b)} - \gamma_b g_b^2 - \gamma_1 g_a^2 + \gamma_1^2 \frac{g_a^4}{\Delta_b} - (a \leftrightarrow b)) \right]$. Here we consider the quenching of the magnetic field by considering quenching the detuning field δ_1 .

The instantaneous ground state at any instant t is given by

$$|\psi_0(t)\rangle = \prod_k \left(\cos \frac{\theta_k(t)}{2} |0\rangle_k |0\rangle_{-k} - i \exp(2i\phi) \sin \frac{\theta_k(t)}{2} |1\rangle_k |1\rangle_{-k} \right) \quad (17)$$

We now use eqn. (14) and (13) to derive the geometric phase of the k^{th} mode which yields

$$\Gamma_k(t) = \pi \left(1 - \frac{\cos k + \frac{t}{\tau_q}}{\sqrt{(\cos k + \frac{t}{\tau_q})^2 + \alpha^2 \sin^2 k}} \right) \quad (18)$$

The geometric phase for an isotropic system with $\alpha = 0$ and transverse Ising model with $\alpha = 1$ may now be easily obtained.

$$\begin{aligned} \text{For } \alpha = 0, \quad \Gamma_k(t) &= 2\pi\Theta(|t| - \tau_q) \\ \text{and for } \alpha = 1, \quad \Gamma_k(t) &= \pi \left(1 - \frac{\cos k + \frac{t}{\tau_q}}{\sqrt{1 + \frac{t^2}{\tau_q^2} + 2\frac{t}{\tau_q} \cos k}} \right) \end{aligned} \quad (19)$$

For $\alpha = 0$, one of the Rabi frequencies, either (Ω_a) or (Ω_b) is zero. For $\alpha = 1$, where both of Rabi frequencies are non zero. Finally, at $t = 0$, when the magnetic field is gradually turned off, the situation is a bit different. The configuration of the final state will depend on the number of kinks generated in the system due to phase transition at or near $t = -\tau_q$ and as such it will depend on the quench time τ_q [35]. The number of kinks is the number of quasi-particles excited at $B = 0$ (in our parameter space of micro-cavities, $\delta_1/2 = \beta$, and the quasiparticle excitation is the excitation of polariton) and is given by $\mathcal{N} = \sum_k p_k$ where p_k is the excitation probability (for the slow transition) and is given by the Landau Zener formula [41] $p_k \approx \exp(-2\pi\tau_q k^2)$. As different pairs of quasi-particles $(k, -k)$ evolve independently for large values of τ_q , it is likely that only one pair of quasi-particles with momenta $(k_0, -k_0)$ will be excited. Where $k_0(= \frac{\pi}{N})$ corresponds to the minimum value of the energy Λ_k . Thus the condition for adiabatic transition in a finite chain is given by $\tau_q \gg \frac{N^2}{2\pi^3}$. Hence, well in the adiabatic regime, the final state at $t = 0$ is given by

$$\begin{aligned} |\psi_{final} \rangle &= |1 \rangle_{k_0} |0 \rangle_{-k_0} \\ &\quad \prod_{k, k \neq \pm k_0} \left(\cos \frac{\theta_k}{2} |0 \rangle_k |0 \rangle_{-k} \right. \\ &\quad \left. - i \exp(2i\phi) \sin \frac{\theta_k}{2} |1 \rangle_k |1 \rangle_{-k} \right) \end{aligned} \quad (20)$$

This state is similar to the direct product of only $N-1$ spins oriented along $(2\phi, \theta_k)$ where the state of the spin corresponding to momentum k_0 does not contribute to the geometric phase. The total geometric phase of this state is given by $\Gamma_{final}(t = 0) = \sum_{k, k \neq \pm k_0} \pi(1 - \cos \theta_k)$. For isotropic, $\alpha = 0$ and for quantum spin chain system, geometric phase shows a sharp drop and finally become zero at $t = \tau_q$ (see the inset of the Fig. 1) for this case optical cavity

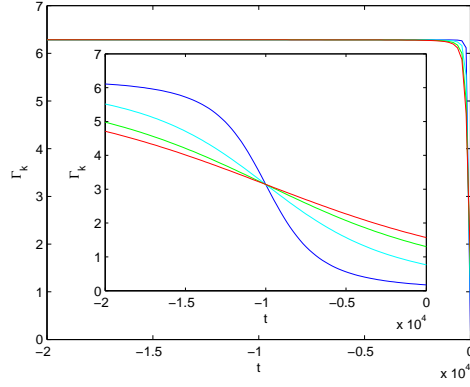


FIG. 4: Color online, variation of the geometric phase with time for two different quenching time, $\tau_q = 100, 10,000$ for four different anisotropy parameters $\alpha = 0.2, 0.5, 0.8, 1.0$ for the blue, cyan, red, green respectively. Here $k = \pi/3$.

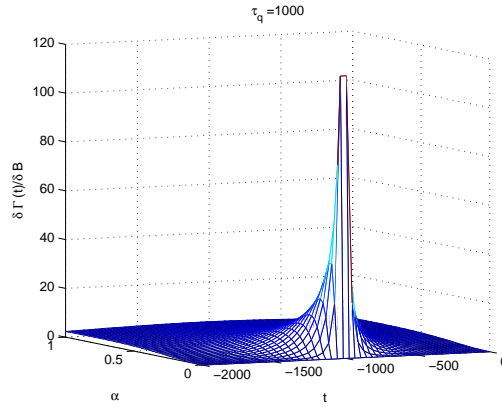


FIG. 5: Color online, this three dimensional figures shows the variation of first order derivative of geometric phase with time, with the anisotropy exchange parameter and time. Its shows the existence of XX criticality ($\alpha = 0$).

array system has only single Rabi frequency oscillation. In our study, we set the energy scale $J_1 = 1$, that leads to the following relations in the Rabi-frequencies, laser frequencies and coupling strengths in the following way, $\frac{4}{\gamma_2} = \left(\frac{|\Omega_a|^2 g_b^2}{\Delta_a^2} + \frac{|\Omega_b|^2 g_a^2}{\Delta_b^2} \right)$. We achieve the isotropic H_{XX} Hamiltonian, either Ω_a or Ω_b is zero. For $\Omega_a = 0$, the reduce analytical expression for the magnetic field and J_1 exchange are $B = \frac{\delta_1}{2} - \frac{1}{2} \left[\frac{|\Omega_b|^2}{4\Delta_b} \left(\Delta_b - \frac{|\Omega_b|^2}{4\Delta_b} - \frac{|\Omega_b|^2}{4(\Delta_a - \Delta_b)} - \gamma_b g_b^2 - \gamma_1 g_a^2 + \gamma_1^2 \frac{g_a^4}{\Delta_b} \right) \right]$. and $J_1 = \frac{\gamma_2}{4} \left(\frac{|\Omega_b|^2 g_a^2}{\Delta_b^2} \right)$ respectively. For $\Omega_b = 0$, the analytical expression for B and J_1 can be obtained from Eq. (7) and Eq. (8) by putting $\Omega_b = 0$.

For $\alpha = 1$, the spin chain is in a transverse magnetic field. One can achieve this limit by

adjusting the detuning field, Rabi frequencies and the coupling strengths. For this limit, the analytical expression between the Rabi frequency and coupling strength is $\Delta_b = \frac{\gamma_2 \Omega_a \Omega_b g_a g_b}{2\Delta_a}$, two Rabi frequency oscillation exist for this case. The analytical expression for effective magnetic field and the J_1 coupling can be obtained by substituting the analytical expression of Δ_b in Eq (7) and Eq. (8). The dynamics of the geometric phase shows no sharp drop of the geometric phase through out the quenching period. The dynamics of the geometric phase under quenching is different for isotropic quantum spin chain system (H_{XX}). Inset of the Fig. 1 shows the dynamics of geometric phase for H_{XX} model. We will also observe that the first order derivative of the geometric phase also behave differently for these two limit of our model Hamiltonian. Therefore it is very clear from this study that the presence of single Rabi frequency and two Rabi frequency oscillation in the system of cavity QED changes the dynamics of geometric phase differently.

In Fig. 2, we present the study of the geometric phase for different values of anisotropy exchange interactions $\alpha = 0.2, 0.8$ and for three different quenching times $\tau_q = 250, 500, 1000$, which can be achieved by manipulating two Rabi frequencies Ω_a and Ω_b . It reveals from our study that the qualitative behavior of the geometric phase is same but for the lower value of exchange anisotropy decaying rate is higher than for the higher values of exchange anisotropy. The geometric phase for different anisotropic exchange parameters crosses at the point $t = \tau_q$ for the same τ_q . This common crossing point is nothing but the quantum critical point for the system at $B = 1$ for the same τ_q . This has shown explicitly in Fig. 5 of this study.

Apart from that the geometric phase for lower value of α also crosses the geometric phases of other τ_q but at the time lower than τ_q . Therefore it is clear from this study due to the smaller values of Rabi frequencies (Ω_a or Ω_b) decaying rate of geometric phase is sharper compare to the larger values of Rabi frequencies. The same physics can also be obtained by regulating Δ_a and Δ_b . It is very clear from the analytical expression of Eq. 14 and Eq. 15 that the dynamics of geometric phase depends on the magnetic field (time dependent quenching field) and the exchange anisotropy, therefore for a fixed τ_q the common meeting point of the geometric phase occurs at the quenching time.

In Fig.3, we study the effect of different exchange interactions for $\tau_q = 1000$. We observe that the all geometric phases crosses at the point $t = \tau_q$. It reveals from this study that for a fixed quenching rate, the different exchange anisotropy (the presence of different Rabi

frequencies oscillation) has no effect to change the common crossing point of the geometric phase.

In our study, $1/\tau_q$, is the quenching rate for smaller values of τ_q is larger and smaller for higher values of τ_q . In Fig. 4 shows the dynamical evolution of geometric phase for higher and lower quenching rate. It appears from our study that for higher quenching rate ($\tau_q = 100$) all curves for different anisotropy. For lower quenching rate is smaller for this case there is no collapse of the dynamical behaviour of the geometric phase.

In Fig. 4, we study the effect of slower and rapid quenching rate on the dynamical behaviour of geometric phase. It appears from our study that for higher quenching rate ($\tau_q = 100$) all curves for different anisotropy merge into a single line as if the exchange anisotropy, i.e., the different values of two Rabi frequency oscillations has no effect on the dynamical behaviour of the geometric phase. The dynamical behaviour of the geometric phase for lower quenching rate ($\tau_q = 10,000$) is the same as that of $\tau_q = 1000$. The crossing point of the geometric phase at $B = 1$ for a fixed τ_q is the same for all quenching rate.

To study the criticality of the geometric phase, we study the variation of the geometric phase (Γ_k) and its derivative with respect to the quench induced magnetic field (B) i.e. ($\frac{d\Gamma_k}{dB}$) with time. We find the non-analytic behavior of the derivative at $t = \tau_q$. The analytical expression for the derivative is

$$\frac{d\Gamma_k(t)}{dB} = \frac{\pi\alpha^2 \sin^2(k)}{((\cos(k) + t/\tau_q)^2 + \alpha^2 \sin^2(k))^{3/2}} \quad (21)$$

Fig. 5, shows the total variation of $\frac{d\Gamma_k(t)}{dB}$. The non-analytical behavior for $\alpha = 0$ at $t = -\tau_q$ helps us to predict XX criticality under the linear quenching process. The analysis with different values of τ_q shows that the appearance of XX criticality is independent of τ_q , i.e., independent of fast and slow quenching rates. Therefore, it is clear from our study that the quantum criticality of the geometric phase only obtain in the presence of single Rabi frequency oscillation in the system.

Conclusions: We have studied the quantum criticality of the geometric phase for optical cavity arrays. We have predicted XX criticality of the geometric phase, which is independent of the quenching rate. We present the result for the dynamics of geometric phase for different quenching rate. The presence of two Rabi frequencies oscillation wash out the quantum critical behavior of the geometric phase.

Acknowledgments

The author would like to thank, Prof. S. Girvin for useful discussions during the international workshop/school on Dirac Materials at ICTS (December, 2012) and also the library of Raman Research Institute (Mr. Manjunath). Finally, the author would like to thank Dr. P. K. Mukherjee for reading the manuscript carefully.

-
- [1] Greentree. A D *et al.* 2006, Nature Phys. **466** 856.
 - [2] Hartmann Michael J, Fernando G S, Brando L and Plenio Martin B 2006 Nature Phys **462** 849; Hartmann Michael J, Fernando G S, Brando L and Plenio Martin B 2008, Laser and Photonics Rev. **2** 527.
 - [3] Hartmann Michael J, Fernando G S, Brando L and Plenio Martin B 2007, Phys. Rev. Lett **99** 160501.
 - [4] S. Sarkar, Physica B **407**, 44 (2012).
 - [5] A. C. Ji, X. C. Xie, and W. M. Liu , Phys. Rev.Lett. **99**, 183602 (2007).
 - [6] T. Byrnes, N. Y. Kim, K. Kusudo, and Y. Yamamoto, Phys. Rev. B **78** 075320 (2008).
 - [7] I. Carusotto I *et al.*, arXiv:0812.4195 (2008).
 - [8] M. J. Bhaseen, M. Hohenadler, A. O. Silver, and B. D. Simons, Phys. Rev. Lett. **102** 135301 (2009).
 - [9] J. Zhao, A. W. Sandvik and K. Ueda, arXiv:0806.3603 (2008).
 - [10] P. Pippan, H. G. Evertz, and M. Hohenadler , arXiv: 0904.1350 (2009).
 - [11] B. Kumar, J. Phys. A: Math. Theor **42**, 245307 (2009).
 - [12] M. Aichhorn *et al.*, Phys. Rev. Lett. **100** 216401 (2008).
 - [13] S. Schmidt, and G. Blatter, arXiv:0905.3344 (2009) .
 - [14] D. G. Angelakis, M. F. Santos and S. Bose, Phys. Rev. A **76** R031805 (2007).
 - [15] J. Koch and K. Le. Hur, Phys. Rev. A **80** 023811; Hur K. Le 2009, arXiv/cond-mat-0909.4822.
 - [16] S. Horoche and J. M. Raimond 2006 in *Exploring the Quantum Atoms, Cavities, and Photons*, (Oxford University Press).
 - [17] Subir Sachdev, *Quantum Phase Transitions*, Cambridge University Press, 2001.
 - [18] D.J. Thouless et.al. Phys. Rev. Lett.**49** (1982) 405.
 - [19] R. Resta, Rev. Mod. Phys. **66** (1994) 899.
 - [20] S. Ryu and Y. Hatsugai, Phys. Rev. B **73** (2006) 245115.

- [21] B. Basu, Europhys. Lett. **76** (2006), 833 (2006).
- [22] M.V. Berry, Proc. R. Soc. Lond. A **392**, 45 (1984).
- [23] P. Kwiat and R. Chiao, Phys. Rev. Lett. **66**, 588 (1991).
- [24] R. Chiao and Y.-S. Wu, Phys. Rev. Lett. **57**, 933 (1986).
- [25] A. Tomita and R. Chiao, Phys. Rev. Lett. **57**, 937 (1986).
- [26] Y. Hasegawa, M. Zawisky, H. Rauch, and A. Ioffe, Phys. Rev. A **53**, 2486 (1996).
- [27] Y. Hasegawa, R. Loidl, G. Badurek, M. Baron, N. Manini, F. Pistolesi, and H. Rauch, Phys. Rev. A, **65**, 052111 (2002).
- [28] C. L. Webb, R. M. Godun, G. S. Summy, M. K. Oberthaler, P. D. Featonby, C. J. Foot, and K. Burnett, Phys. Rev. A **60**, R1783 (1999).
- [29] A.C.M. Carollo and J.K. Pachos, Phys. Rev. Lett. **95**,157203 (2005).
- [30] S.L. Zhu, Phys. Rev. Lett. **96**, 077206 (2006).
- [31] A. Hamma, *Berry Phases and Quantum Phase Transitions*, quant-ph/0602091.
- [32] S. Sarkar and B. Basu, Eur. Phys. J. B **85**, 403 (2012).
- [33] B. Basu, Phys. Lett. A **12**, 2649 (2010).
- [34] T.W.B. Kibble, J. Phys. A **9**,(1976) 1387-1398 , Phys. Rep. **67**, 183 (1980).
- [35] W.H. Zurek, Nature **317**, 505-507 (1985), Phys. Rep. **276**, 177 (1996).
- [36] W.H. Zurek, U. Dorner and P. Zoller, Phys. Rev. Lett. **95**,105701 (2005).
- [37] J. Dziarmaga, Phys. Rev. Lett. **95**,245701 (2005).
- [38] F. V. James and J. Jerke, Can. J. Phys **85**, 625 (2007).
- [39] G.D. Chiara and G.M. Palma , Phys. Rev. Lett.**91**, 090404 (2003).
- [40] J.K. Pachos and A.C.M. Carollo, Phil. Trans. R. Soc. A, **364** 3463 (2006).
- [41] L.D.Landau and E.M. Lifshitz, *Quantum Mechanics*(Pergamon, 1958); C. Zener, Proc. R. Soc.Lond.A **137**(1932) 696.