

Geometric structure of percolation clusters

Xiao Xu,¹ Junfeng Wang,¹ Zongzheng Zhou,^{2,*} Timothy M. Garoni,^{2,†} and Youjin Deng^{1,‡}

¹Hefei National Laboratory for Physical Sciences at Microscale and Department of Modern Physics, University of Science and Technology of China, Hefei, Anhui 230026, China

²School of Mathematical Sciences, Monash University, Clayton, Victoria 3800, Australia

(Dated: May 19, 2018)

We investigate the geometric properties of percolation clusters, by studying square-lattice bond percolation on the torus. We show that the density of bridges and nonbridges both tend to $1/4$ for large system sizes. Using Monte Carlo simulations, we study the probability that a given edge is not a bridge but has both its loop arcs in the same loop, and find that it is governed by the two-arm exponent. We then classify bridges into two types: branches and junctions. A bridge is a *branch* iff at least one of the two clusters produced by its deletion is a tree. Starting from a percolation configuration and deleting the branches results in a *leaf-free* configuration, while deleting all bridges produces a bridge-free configuration. Although branches account for $\approx 43\%$ of all occupied bonds, we find that the fractal dimensions of the cluster size and hull length of leaf-free configurations are consistent with those for standard percolation configurations. By contrast, we find that the fractal dimensions of the cluster size and hull length of bridge-free configurations are respectively given by the backbone and external perimeter dimensions. We estimate the backbone fractal dimension to be $1.64336(10)$.

PACS numbers: 05.50.+q, 05.70.Jk, 64.60.ah, 64.60.F-

Keywords: Percolation, critical phenomena

I. INTRODUCTION

One of the main goals of percolation theory [1–3] in recent decades has been to understand the geometric structure of percolation clusters. Considerable insight has been gained by decomposing the incipient infinite cluster into a *backbone* plus *dangling bonds*, and then further decomposing the backbone into *blobs* and *red bonds* [4].

To define the backbone, one typically fixes two distant sites in the incipient infinite cluster, and defines the backbone to be all those occupied bonds in the cluster which belong to trails [29] between the specified sites [5]. The remaining bonds in the cluster are considered dangling.

Similar definitions apply when considering spanning clusters between two opposing sides of a finite box [6]; this is the so-called *busbar* geometry. The bridges [30] in the backbone constitute the red bonds, while the remaining bonds define the blobs. At criticality, the average size of the spanning cluster scales as L^{d_F} , with L the linear system size and d_F the fractal dimension. Similarly, the size of the backbone scales as L^{d_B} , and the number of red bonds as L^{d_R} .

While exact values for d_F and d_R are known [7, 8] (see (1)), this is not the case for d_B . In [9] however, it was shown that $2 - d_B$ coincides with the so-called monochromatic path-crossing exponent \hat{x}_l^P with $l = 2$. An exact characterization of \hat{x}_2^P in terms of a second-order partial differential equation with specific boundary conditions was given in [10], for which, unfortunately, no explicit

solution is currently known. The exponent \hat{x}_2^P was estimated in [11] using transfer matrices, and in [12] by studying a suitable correlation function via Monte Carlo simulations on the torus.

In this paper, we consider a natural partition of the edges of a percolation configuration, and study the fractal dimensions of the resulting clusters. Specifically, we classify all occupied bonds in a given configuration into three types: branches, junctions and nonbridges. A bridge is a *branch* if and only if at least one of the two clusters produced by its deletion is a tree. Junctions are those bridges which are not branches. Deleting branches from percolation configurations produces *leaf-free* configurations, and further deleting junctions from leaf-free configurations generates bridge-free configurations. These definitions are illustrated in Fig. 1.

It is often useful to map a bond configuration to its corresponding Baxter-Kelland-Wu (BKW) [13] loop configuration, as illustrated in Fig. 1. The loop configurations are drawn on the medial graph [14], the vertices of which correspond to the edges of the original graph. The medial graph of the square lattice is again a square lattice, rotated 45° . Each unoccupied edge of the original lattice is crossed by precisely two loop arcs, while occupied edges are crossed by none. The continuum limits of such loops are of central interest in studies of Scharmm Löwner evolution (SLE) [15, 16]. At the critical point, the mean length of the largest loop scales as L^{d_H} , with d_H the hull fractal dimension. A related concept is the accessible external perimeter [17]. This can be defined as the set of sites that have non-zero probability of being visited by a random walker which is initially far from a percolating cluster. The size of the accessible external perimeter scales as L^{d_E} with $d_E \leq d_H$.

*Electronic address: eric.zhou@monash.edu

†Electronic address: tim.garoni@monash.edu

‡Electronic address: yjdeng@ustc.edu.cn

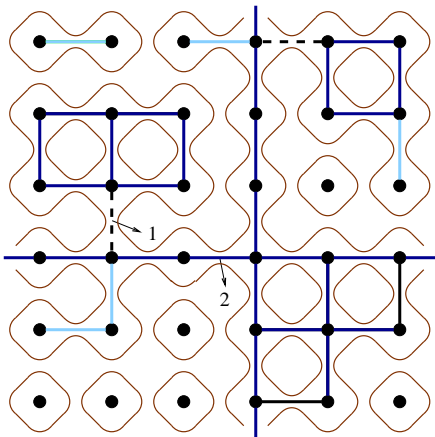


FIG. 1: (Color Online). Decomposition of a percolation configuration into leaf-free and bridge-free configurations. Periodic boundary conditions are applied. Nonbridges are denoted by dark blue lines, branches by light blue lines, and junctions by dashed lines. The union of the nonbridges and junctions defines the leaf-free configuration. Also shown is the BKW loop configuration on the medial lattice, corresponding to the entire percolation configuration.

In two dimensions, Coulomb-gas arguments [7, 8, 18, 19] predict the following exact expressions for d_F , d_R , d_H and d_E

$$\begin{aligned} d_F &= 2 - (6 - g)(g - 2)/8g = 91/48, \\ d_R &= (4 - g)(4 + 3g)/8g = 3/4, \\ d_H &= 1 + 2/g = 7/4, \\ d_E &= 1 + g/8 = 4/3, \end{aligned} \quad (1)$$

where for percolation the Coulomb-gas coupling $g = 8/3$ [31]. We note that the magnetic exponent $y_h = d_F$, the two-arm exponent [18] satisfies $x_2 = 2 - d_R$, and that for percolation the thermal exponent $y_t = d_R$ [20, 21]. The two-arm exponent gives the asymptotic decay L^{-x_2} of the probability that at least two spanning clusters join inner and outer annuli (of radii $O(1)$ and L respectively) in the plane. We also note that d_E and d_H are related by the duality transformation $g \mapsto 16/g$ [22]. The most precise numerical estimate for d_B currently known is $d_B = 1.6434(2)$ [12].

We study critical bond percolation on the torus \mathbb{Z}_L^2 , and show that as a consequence of self-duality the density of bridges and nonbridges both tend to $1/4$ as $L \rightarrow \infty$. Using Monte Carlo simulations, we observe that despite the fact that around 43% of all occupied edges are branches, the fractal dimension of the leaf-free clusters is simply d_F , while their hulls are governed by d_H . By contrast, the fractal dimension of the bridge-free configurations is d_B , and that of their hulls is d_E . Fig. 2 shows a typical realization of the largest cluster in critical square-lattice bond percolation, showing the three different types of bond present.

In more detail, our main findings are summarized as follows.

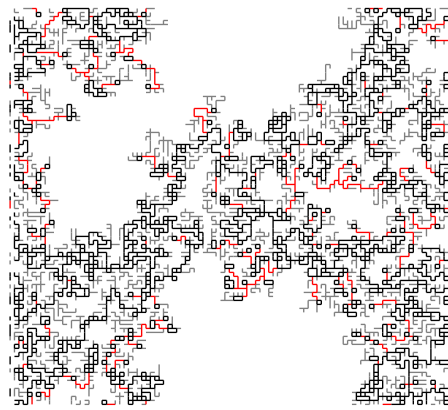


FIG. 2: (Color Online). The largest cluster in a random realization of critical square-lattice bond percolation on an $L \times L$ torus with $L = 100$. Nonbridges are colored black, branches colored gray, and junctions colored red.

1. The leading finite-size correction to the density of nonbridges scales with exponent $-5/4$, consistent with $-x_2$. It follows that the probability that a given edge is not a bridge but has both its loop arcs in the same loop decays like L^{-x_2} as $L \rightarrow \infty$. The leading finite-size correction to the density of junctions also scales with exponent $-5/4$, while the density of branches is almost independent of system size.
2. The fractal dimension of leaf-free clusters is $1.8954(4)$, consistent with $d_F = 91/48$ for percolation clusters.
3. The hull fractal dimension for leaf-free configurations is $1.74996(8)$, consistent with $d_H = 7/4$.
4. The fractal dimension for bridge-free clusters is consistent with d_B , and we provide the improved estimate $d_B = 1.64336(10)$.
5. The hull fractal dimension for bridge-free configurations is $1.3333(3)$, consistent with $d_E = 4/3$.

The remainder of this paper is organized as follows. Section II introduces the model, algorithm and sampled quantities. Numerical results are summarized and analyzed in Section III. A brief discussion is given in Section IV.

II. MODEL, ALGORITHM AND OBSERVABLES

A. Model

We study critical bond percolation on the $L \times L$ square lattice with periodic boundary conditions, with linear system sizes $L = 8, 16, 24, 32, 48, 64, 96, 128, 256, 512$,

1024, 2048, and 4096. To generate a bond configuration, we independently visit each edge on the lattice and randomly place a bond with probability $p = 1/2$. For each system size, we produced at least 7×10^6 independent samples; for each $L \leq 512$ we produced more than 10^8 independent samples.

A *leaf* in a percolation configuration is a site which is adjacent to precisely one occupied bond. Given a percolation configuration we generate the corresponding *leaf-free* configuration via the following iterative procedure, often referred to as *burning*. For each leaf, we delete its adjacent bond. If this procedure generates new leaves, we repeat it until no leaves remain. The bonds which are deleted during this iterative process are precisely the branches defined in Section I.

The bridges in the leaf-free configurations are the junctions. Deleting the junctions from the leaf-free configurations then produces bridge-free configurations. The algorithm we used to efficiently identify junctions in leaf-free configurations is described in Sec. II B.

B. Algorithm

Given an arbitrary graph $G = (V, E)$, the bridges can be identified in $O(|E|)$ time [23, 24]. Rather than applying such graph algorithms to identify the junctions in our leaf-free configurations however, we took advantage of the associated loop configurations. These loop configurations were also used to measure the observable H_{lf} , defined in Section II C.

Consider an edge e which is occupied in the leaf-free configuration, and denote the leaf-free cluster to which it belongs by \mathcal{C}_e . In the planar case, it is clear that e will be a bridge iff the two loop segments associated with it belong to the same loop. More generally, the same observation holds on the torus provided \mathcal{C}_e does not simultaneously wind in both the x and y directions.

If \mathcal{C}_e does simultaneously wind in both the x and y directions, loop arguments may still be used, however the situation is more involved. It clearly remains true that if the two loop segments associated with e belong to different loops, then e is a nonbridge.

Suppose instead that the two loop segments associated with e belong to the same loop, which we denote by \mathcal{L} . Deleting e breaks \mathcal{L} into two smaller loops, \mathcal{L}_1 and \mathcal{L}_2 . For each such loop, we let w_x and w_y denote the winding numbers in the x and y directions, respectively, and we define $w = |w_x| + |w_y|$. As we explain below, the following two statements hold:

- (i) If $w(\mathcal{L}_1) = 0$ or $w(\mathcal{L}_2) = 0$, then e is a bridge.
- (ii) If $w(\mathcal{L}) = 0$ and $w(\mathcal{L}_1) = 1$, then e is a nonbridge.

As an illustration, in Fig. 1 Edge 1 is a junction while Edge 2 is a nonbridge, despite both of them being bounded by the same loop. Edge 1 can be correctly classified using statement (i), while Edge 2 can be correctly classified using statement (ii).

By making use of these observations, all but very few edges in the leaf-free clusters can be classified as bridges/nonbridges. We note that in our implementation of the above algorithm, the required w values can be immediately determined from the stored loop configuration without further computational effort. For the small number of edges to which neither of the above two statements apply, we simply delete the edge and perform a connectivity check using simultaneous breadth-first search. This takes $O(L^{d_F - x_2})$ time per edge tested [25].

We now justify statement (i). In this case, the loop \mathcal{L}_1 is contained in a simply-connected region on the surface of the torus. The cluster contained within the loop \mathcal{L}_1 is therefore disconnected from the remainder of the lattice, implying that e is a bridge. Edge 1 in Fig. 1 provides an illustration.

Finally, we justify statement (ii). In this case, \mathcal{L}_1 and \mathcal{L}_2 either both wind in the x direction, or both in the y direction (one winds in the positive sense, the other in the negative sense). Suppose they wind in the y direction. It then follows from the definition of the BKW loops that there can be no x -windings in the cluster $\mathcal{C}_e \setminus e$. By assumption however, \mathcal{C}_e does contain an x -winding, so it must be the case that e belongs to a winding cycle in \mathcal{C}_e that winds in the x direction. The edge e is therefore not a bridge. Edge 2 in Fig. 1 provides an illustration.

C. Measured quantities

From our simulations, we estimated the following quantities.

1. The mean density of branches ρ_b , junctions ρ_j , and nonbridges ρ_n .
2. The mean size of the largest cluster C_1
3. The mean size of the largest leaf-free cluster C_{lf}
4. The mean size of the largest bridge-free cluster C_{bf}
5. The mean length of the largest loop, H_{lf} , for the loop configuration associated with leaf-free configurations
6. The mean length of the largest loop, H_{bf} , for the loop configuration associated with bridge-free configurations

We note that fewer samples were generated for C_1 and H_{bf} than for other the quantities.

III. RESULTS

In Sections III B, III C, III D, we discuss least-squares fits for ρ_b , ρ_j , ρ_n and C_{lf} , C_{bf} , H_{lf} , H_{bf} . The results are presented in Tables I, II and III. In Section III A, we first make some comments on the ansätze and methodology used.

A. Fitting ansätze and methodology

Let ρ_1 (ρ_2) denote the mean density of occupied edges whose two associated loop segments belong to the same (distinct) loop(s). From Lemma 1 in Appendix A, we know that for $p = 1/2$ bond percolation on \mathbb{Z}_L^2 we have $\rho_1 = \rho_2 = 1/4$ for all L . In the plane however, an edge is a bridge iff the two associated loop segments belong to the same loop. We therefore expect that both ρ_n and $\rho_j + \rho_b$ should converge to $1/4$ as $L \rightarrow \infty$.

Furthermore, there is a natural interpretation of the quantity $\rho_n - \rho_2$. As noted in Section II B, if the two loop segments associated with an edge belong to different loops, then that edge cannot be a bridge. This implies that $\rho_n - \rho_2$ is equal to the probability of the event that “a given edge is not a bridge but has both its loop arcs in the same loop”. Let us denote this event by \mathcal{B} . Studying the finite-size behaviour of ρ_n will therefore allow us to study the scaling of $\mathbb{P}(\mathcal{B})$. Since $\rho_j + \rho_b + \rho_n = \rho_1 + \rho_2$, it follows that $\rho_1 - \rho_j - \rho_b$ is also equal to $\mathbb{P}(\mathcal{B})$.

Armed with the above observations, we fit our Monte Carlo data for the densities ρ_j , ρ_b and ρ_n to the finite-size scaling ansatz

$$\rho = \rho_0 + a_1 L^{-y_1} + a_2 L^{-y_2}. \quad (2)$$

We note that since $\rho_j + \rho_b + \rho_n = 1/2$ for all L , the finite-size corrections of $\rho_j + \rho_b$ should be equal in magnitude and opposite in sign to the finite-size corrections of ρ_n . Since $\rho_n = 1/4 + \mathbb{P}(\mathcal{B})$, the latter should be positive and the former negative.

Finally, we note that the event \mathcal{B} essentially characterizes edges which *would* be bridges in the plane, but which are prevented from being bridges on the torus by windings. By construction, branches always have at least one end attached to a tree, suggesting that they cannot be *trapped* in winding cycles in this way. This would suggest that it should be ρ_j that contributes the leading correction of $\rho_j + \rho_b$ away from its limiting value of $1/4$.

The observables C_{lf} , C_{bf} , H_{lf} , H_{bf} are expected to display non-trivial critical scaling, and we fit them to the finite-size scaling ansatz

$$\mathcal{O} = c_0 + L^{d_{\mathcal{O}}} (a_0 + a_1 L^{-y_1} + a_2 L^{-y_2}) \quad (3)$$

where $d_{\mathcal{O}}$ denotes the appropriate fractal dimension.

As a precaution against correction-to-scaling terms that we failed to include in the fit ansatz, we imposed a lower cutoff $L > L_{\text{min}}$ on the data points admitted in the fit, and we systematically studied the effect on the χ^2 value of increasing L_{min} . Generally, the preferred fit for any given ansatz corresponds to the smallest L_{min} for which the goodness of fit is reasonable and for which subsequent increases in L_{min} do not cause the χ^2 value to drop by vastly more than one unit per degree of freedom. In practice, by “reasonable” we mean that $\chi^2/\text{DF} \lesssim 1$, where DF is the number of degrees of freedom.

In all the fits reported below we fixed $y_2 = 2$, which corresponds to the exact value of the sub-leading thermal exponent [7].

B. Bond densities

Leaving y_1 free in the fits of ρ_j and ρ_n we estimate $y_1 = 1.250\,5(10)$. We therefore conjecture that $y_1 = 5/4$, which we note is precisely equal to the two-arm exponent $x_2 = 5/4$. We comment on this observation further in Section IV.

For ρ_b by contrast, we were unable to obtain stable fits with y_1 free. Fixing $y_1 = 5/4$, the resulting fits produce estimates of a_1 that are consistent with zero. In fact, we find ρ_b is consistent with $0.214\,050\,18$ for all $L \geq 24$. This weak finite-size dependence of ρ_b is in good agreement with the arguments presented in Section III A.

All the fits for ρ_b , ρ_j and ρ_n gave estimates of a_2 consistent with zero. We therefore set $a_2 = 0$ identically in the fits reported in Table I.

From the fits, we estimate $\rho_{b,0} = 0.214\,050\,18(5)$, $\rho_{j,0} = 0.035\,949\,79(8)$ and $\rho_{n,0} = 0.250\,000\,1(2)$. We note that $\rho_{b,0} + \rho_{j,0} = \rho_{n,0} = 1/4$ within error bars, as expected. The fit details are summarized in Table I. We also note that the estimates of a_1 for ρ_j and ρ_n are equal in magnitude and opposite in sign, which is as expected given that a_1 is consistent with zero for ρ_b .

In Fig. 3, we plot ρ_b , ρ_j and ρ_n versus $L^{-5/4}$. The plot clearly demonstrates that the leading finite-size corrections for ρ_j and ρ_n are governed by exponent $x_2 = 5/4$, while essentially no finite-size dependence can be observed for ρ_b .

ρ	ρ_0	y_1	a_1	$L_{\text{min}}/\text{DF}/\chi^2$
ρ_b	0.214 050 19(3)	5/4	0.000 04(4)	24/9/6
	0.214 050 19(3)	5/4	0.000 05(5)	32/8/6
	0.214 050 18(3)	5/4	0.000 09(6)	48/7/4
ρ_j	0.035 949 78(5)	1.250 2(2)	-0.277 7(2)	24/8/4
	0.035 949 78(5)	1.250 2(3)	-0.277 7(3)	32/7/4
	0.035 949 79(6)	1.250 0(4)	-0.277 5(4)	48/6/4
ρ_n	0.250 000 1(1)	1.250 7(5)	0.278 3(5)	24/8/2
	0.250 000 1(1)	1.250 8(6)	0.278 4(6)	32/7/2
	0.250 000 1(1)	1.250 6(7)	0.278 1(9)	48/6/2

TABLE I: Fit results for ρ_b , ρ_j , and ρ_n .

C. Fractal dimensions of clusters

The first question to be addressed in this section is to determine if the fractal dimension of leaf-free clusters differs from d_{F} . We therefore fit the data for C_{lf} to the ansatz (3). The fit results are reported in Table II. In the reported fits we set $c_0 = 0$ identically, since leaving it free produced estimates for it consistent with zero. Leaving y_1 free, we estimate $y_1 = 1.3(3)$, which is consistent with the value $y_1 = 5/4$ observed for ρ_j and ρ_n .

From the fits, we estimate $d_{C_{\text{lf}}} = 1.895\,84(6)$, which is consistent with the fractal dimension of percolation clusters, $d_{\text{F}} = 91/48$. This indicates that although around 43% of all occupied bonds are branches (see Table I), their deletion from percolation configurations does not

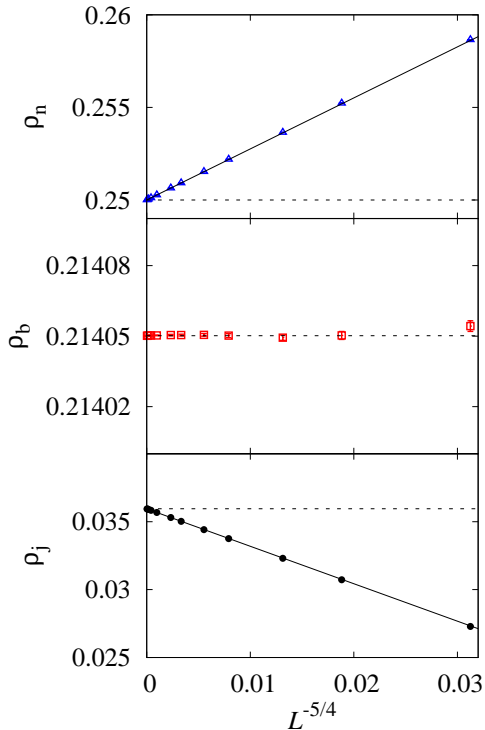


FIG. 3: Plots of ρ_n (top), ρ_b (middle), and ρ_j (bottom) versus $L^{-5/4}$. From top to bottom, the three dashed lines respectively correspond to values $1/4$, $0.214\,050\,18$, and $0.035\,949\,79$. The statistical error of each data point is smaller than the symbol size. The straight lines are simply to guide the eye.

alter the fractal dimension of the resulting clusters. In Fig. 4, we plot $L^{-91/48}C_{\text{lf}}$ versus $L^{-5/4}$.

For comparison, we also performed fits of C_1 to the ansatz (3), obtaining the estimate $a_0 = 0.983\,8(5)$, which is strictly larger than the value estimated for C_{lf} . As $L \rightarrow \infty$ therefore, a non-trivial fraction $1 - a_0(C_{\text{lf}})/a_0(C_1) \approx 40\%$ of sites in the largest percolation cluster are deleted by burning the branches. This is close to, but slightly smaller than, the proportion of occupied bonds which are branches $2\rho_b \approx 43\%$.

We next study the fractal dimension of bridge-free clusters. We fit the Monte Carlo data for C_{bf} to the ansatz (3), and the results are reported in Table II. In the fits, we fixed $y_1 = 5/4$, and again observed that c_0 is consistent with zero. We also performed fits (not shown) with y_1 free, or fixed to $y_1 = 1$, in order to estimate the systematic error in our estimates of d_B . This produced our final estimate $d_B = 1.643\,36(10)$. This value is consistent with the estimate $d_B = 1.643\,4(2)$ [12], but with an improved error bar.

Fig. 5 plots $L^{-d_B}C_{\text{bf}}$ versus $L^{-5/4}$, with d_B chosen to be the central value of our estimate, as well as the central value plus or minus three error bars. The obvious upward (downward) bending as L increases when using

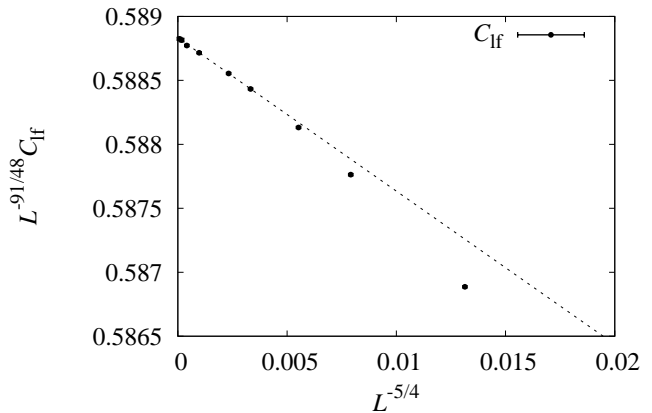


FIG. 4: Plot of $L^{-91/48}C_{\text{lf}}$ versus $L^{-5/4}$. The statistical error of each data point is smaller than the symbol size. The straight lines are simply to guide the eye.

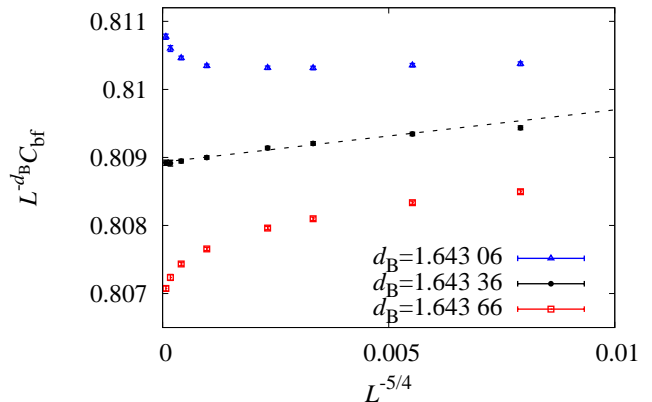


FIG. 5: Plot of $L^{-d_B}C_{\text{bf}}$ versus $L^{-5/4}$, with $d_B = 1.643\,06$, $1.643\,36$ and $1.643\,66$. The statistical error of each data point is smaller than the symbol size. The straight lines are simply to guide the eye.

a d_B value above (below) our central estimate illustrates the reliability of our final estimate of d_B .

\mathcal{O}	$d_{\mathcal{O}}$	a_0	a_1	a_2	$L_{\text{min}}/DF/\chi^2$
C_{lf}	1.895 82(2)	0.588 88(2)	-0.103(6)	-0.61(5)	24/7/8
	1.895 84(2)	0.588 81(6)	-0.091(9)	-0.75(9)	32/6/4
	1.895 84(2)	0.588 78(8)	-0.08(2)	-0.8(3)	48/5/4
C_{bf}	1.643 32(3)	0.809 2(2)	0.07(2)	-0.2(2)	24/7/4
	1.643 32(3)	0.809 1(2)	0.08(3)	-0.3(3)	32/6/4
	1.643 36(4)	0.808 9(3)	0.14(5)	-1.2(7)	48/5/1

TABLE II: Fit results for C_{lf} and C_{bf} .

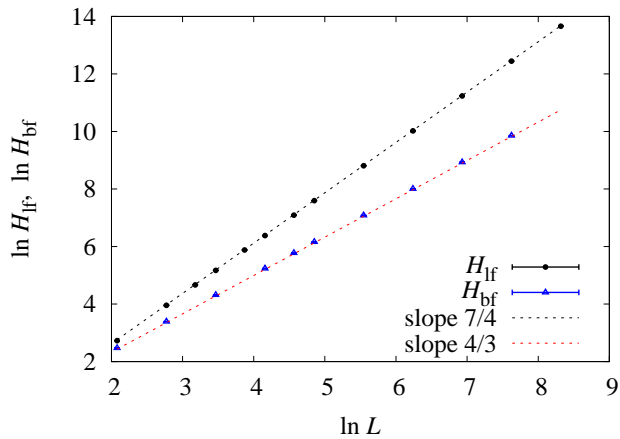


FIG. 6: Log-log plot of H_{lf} and H_{bf} versus L . The two dashed lines have slopes $7/4$ and $4/3$ respectively. The statistical error of each data point is smaller than the symbol size.

D. Fractal dimensions of loops

Finally, we studied the fractal dimensions of the loop configurations associated with both leaf-free and bridge-free configurations.

We fit the data for H_{lf} and H_{bf} to the ansatz (3), with $y_1 = 5/4$ fixed. For both H_{lf} and H_{bf} , the fits gave estimates of c_0 consistent with zero. We therefore fixed $c_0 = 0$ identically in the fits reported in Table III. To estimate the systematic error, we compared these results with fits in which y_1 was free, and also fits with $y_1 = 1$ fixed. Our resulting final estimates are $d_{H_{\text{lf}}} = 1.74996(8)$ and $d_{H_{\text{bf}}} = 1.3333(3)$.

For leaf-free configurations, therefore, our fits strongly suggest $d_{H_{\text{lf}}} = 7/4 = d_{\text{H}}$. Thus, deleting branches from percolation configurations affects neither the fractal dimension for cluster size, nor the fractal dimension for lengths of the associated loops. For bridge-free configurations by contrast, the fits suggest that $d_{H_{\text{bf}}} = 4/3 = d_{\text{E}}$.

In Fig. 6, we plot H_{lf} and H_{bf} versus L to illustrate our estimates for $d_{H_{\text{lf}}}$ and $d_{H_{\text{bf}}}$.

\mathcal{O}	$d_{\mathcal{O}}$	a_0	a_1	a_2	$L_{\text{min}}/DF/\chi^2$
H_{lf}	1.75005(2)	0.40811(6)	0.039(6)	-0.25(5)	24/7/12
	1.75002(3)	0.40817(7)	0.029(9)	-0.15(9)	32/6/10
	1.74999(4)	0.40830(9)	0.00(2)	0.3(3)	48/5/5
H_{bf}	1.33333(8)	0.7340(4)	0.28(3)	-1.1(2)	16/5/4
	1.3332(2)	0.7345(6)	0.20(8)	-0.3(8)	32/4/3
	1.3333(2)	0.7342(9)	0.3(2)	-2(3)	64/3/2

TABLE III: Fit results for H_{lf} and H_{bf} .

IV. DISCUSSION

We have studied the geometric structure of percolation on the torus, by considering a partition of the edges

into three natural classes. On the square lattice, we have found that leaf-free configurations have the same fractal dimension and hull dimension as standard percolation configurations, while bridge-free configurations have cluster and hull fractal dimensions consistent with the backbone and external perimeter dimensions, respectively.

In addition to the results discussed above, we have extended our study of leaf-free configurations to site percolation on the triangular lattice and bond percolation on the simple-cubic lattice, the critical points of which are respectively $1/2$ and $0.24881182(10)$ [26]. We find numerically that the fractal dimensions of leaf-free clusters for these two models are respectively $1.8957(2)$ and $2.5227(6)$, both of which are again consistent with the known results $91/48$ and $2.52295(15)$ [26] for d_{F} . In both cases, our data show that the density of branches is again only very weakly dependent on the system size.

It would also be of interest to study the bridge-free configurations on these lattices. In addition to investigating the fractal dimensions for cluster size, and in the triangular case also the hull length, it would be of interest to determine whether the leading finite-size correction to ρ_{n} is again governed by the two-arm exponent.

The two-arm exponent is usually defined by considering the probability of having multiple spanning clusters joining inner and outer annuli in the plane. As noted in Section III A however, our results show that for percolation, the two-arm exponent also governs the probability of a rather natural geometric event on the torus: the event that a given edge is not a bridge but has both its loop arcs in the same loop. This provides an interesting alternative interpretation of the two-arm exponent in terms of toroidal geometry.

Let us refer to an edge that is not a bridge but has both its loop arcs in the same loop as a *pseudobridge*. We note that an alternative interpretation of the observation that $(\rho_{\text{n}} - \rho_2) \sim L^{-x_2}$ is that the number of pseudobridges $L^2(\rho_{\text{n}} - \rho_2)$ scales as $L^{d_{\text{R}}}$.

A natural question to ask is to what extent the above results carry over to the general setting of the Fortuin-Kasteleyn random-cluster model. Consider the case of two dimensions once more. In that case, we know that if we fix the edge weight to its critical value and take $q \rightarrow 0$ we obtain the uniform spanning trees (UST) model. For this model all edges are branches, and so the leaf-free configurations, which are therefore empty, certainly do not scale in the same way as UST configurations. Despite this observation, preliminary simulations [32] performed on the toroidal square lattice at $q = 0.09, 0.16, 1.5, 2.0, 2.5, 3.0$ and 3.5 suggest that, for all $q \in (0, 4]$, the leaf-free configurations have the same fractal dimension and hull dimension as the corresponding standard random cluster configurations. In the context of the random cluster model, the behaviour of the leaf-free configurations for the UST model therefore presumably arises via amplitudes which vanish at $q = 0$.

In addition, these preliminary simulations suggest that the number of pseudobridges in fact scales as $L^{d_{\text{R}}}$ for

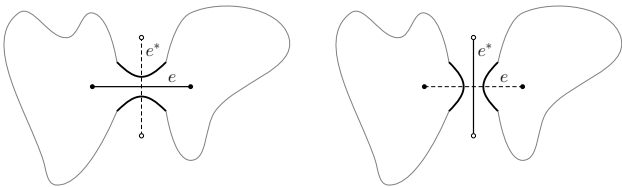


FIG. 7: Left: Illustration of a configuration $A \subseteq E$ for which the event $\ell_1(e)$ occurs. Right: The corresponding configuration $A^* \cup e^*$ for which the event $\ell_2(e^*)$ occurs.

the critical random cluster model at any $q \in (0, 4]$. It would also be of interest to determine whether the fractal dimensions of cluster size and hull length for bridge-free random cluster configurations again coincide with d_B and d_E when $q \neq 1$.

V. ACKNOWLEDGMENTS

The authors wish to thank Bob Ziff for several useful comments/suggestions, and T.G. wishes to thank Nick Wormald for fruitful discussions relating to the density of bridges. This work is supported by the National Nature Science Foundation of China under Grant No. 91024026 and 11275185, and the Chinese Academy of Sciences. It was also supported under the Australian Research Council's Discovery Projects funding scheme (project number DP110101141), and T.G. is the recipient of an Australian Research Council Future Fellowship (project number FT100100494). The simulations were carried out in part on NYU's ITS cluster, which is partly supported by NSF Grant No. PHY-0424082. In addition, this research was undertaken with the assistance of resources provided at the NCI National Facility through the National Computational Merit Allocation Scheme supported by the Australian Government. J.F.W and Y.J.D acknowledge the Specialized Research Fund for the Doctoral Program of Higher Education under Grant No. 20103402110053. Y.J.D also acknowledge the Fundamental Research Funds for the Central Universities under Grant No. 2340000034.

Appendix A: A loop duality lemma

Let \mathcal{L}_1 (\mathcal{L}_2) denote the fraction of occupied edges whose two associated loop segments belong to the same

(distinct) loop(s).

Lemma 1. Consider $p = 1/2$ bond percolation on \mathbb{Z}_L^2 . For any L we have $\mathbb{E} \mathcal{L}_1 = \mathbb{E} \mathcal{L}_2 = 1/4$.

Proof. Let $m = 2L^2$ denote the number of edges in $G = \mathbb{Z}_L^2$. Since G is a cellularly-embedded graph [14], it has a well-defined geometric dual G^* and medial graph $\mathcal{M}(G) = \mathcal{M}(G^*)$. For any $e \in E$ we denote its dual by $e^* \in E^*$.

For $e \in E$, let $\ell_1(e)$ be the event that the two loop segments associated with e both belong to the same loop, and let $\ell_2(e)$ be the event that they belong to distinct loops. The key observation is that for any $0 \leq a \leq m$ we have

$$\sum_{\substack{A \subseteq E \\ |A|=a}} \sum_{e \in A} \mathbf{1}_{\ell_1(e)}(A) = \sum_{\substack{B^* \subseteq E^* \\ |B^*|=m+1-a}} \sum_{e^* \in B^*} \mathbf{1}_{\ell_2(e^*)}(B^*) \quad (\text{A1})$$

To see this, first note that the number of terms on either side of (A1) is $\binom{m}{a}a = \binom{m}{m+1-a}(m+1-a)$, and that each term is either 0 or 1. Then note that there is a bijection between the terms on the left- and right-hand sides such that the term on the left-hand side is 1 iff the term on the right-hand side is 1, as we now describe. Let $A \subseteq E$ with $|A| = a$, and let A^* denote the dual configuration: include e^* in A^* iff $e \notin A$. With the term on the left-hand side corresponding to (A, e) , associate the term $(B^*, e^*) = (A^* \cup e^*, e^*)$ appearing on the right-hand side. This is clearly a 1-1 correspondence.

Let $\mathfrak{L}(A)$ denote the loop configuration corresponding to A . By construction, $\mathfrak{L}(A) = \mathfrak{L}(A^*)$. The loop configuration $\mathfrak{L}(A^* \cup e^*)$ differs from $\mathfrak{L}(A)$ only in that the loop arcs cross e^* in $\mathfrak{L}(A)$ but cross e in $\mathfrak{L}(A^* \cup e^*)$. If $\mathbf{1}_{\ell_1(e)}(A) = 1$, then it follows that $\mathbf{1}_{\ell_2(e^*)}(B^*) = 1$. The converse holds by duality, and so (A1) is established. See Fig. 7 for an illustration.

Summing both sides of (A1) over a and dividing by $m2^m$ then shows that $\mathbb{E} \mathcal{L}_1 = \mathbb{E} \mathcal{L}_2$. Since on average precisely 1/2 of all edges are occupied when $p = 1/2$, the stated result follows. \square

[1] D. Stauffer and A. Aharony, *Introduction to Percolation Theory* (Taylor & Francis, London, 2003), 2nd ed.

[2] G. Grimmett, *Percolation* (Springer, Berlin, 1999), 2nd ed.

[3] B. Bollobas and O. Riordan, *Percolation* (Cambridge University Press, Cambridge, 2006).

[4] H. E. Stanley, J. Phys. A **10**, L211 (1977).

[5] H. J. Herrmann and H. E. Stanley, Physical Review Let-

- ters **53**, 1121 (1984).
- [6] P. Grassberger, *Journal of Physics A: Mathematical and General* **25**, 5475 (1992).
- [7] B. Nienhuis, *Journal of Statistical Physics* **34**, 731 (1984).
- [8] A. Coniglio, *Physical Review Letters* **62**, 3054 (1989).
- [9] M. Aizenman, B. Duplantier, and A. Aharony, *Physical Review Letters* **83**, 1359 (1999).
- [10] G. F. Lawler, O. Schramm, and W. Werner, *Electronic Journal of Probability* **7**, 2 (2002).
- [11] J. L. Jacobsen and P. Zinn-Justin, *Journal of Physics A: Mathematical and General* **35**, 2131 (2002).
- [12] Y. Deng, H. W. J. Blöte, and B. Nienhuis, *Physical Review E* **69**, 026114 (2004).
- [13] R. J. Baxter, S. B. Kelland, and F. Y. Wu, *Journal of Physics A: ...* **9**, 397 (1976).
- [14] J. A. Ellis-Monaghan and I. Moffatt, *Graphs on Surfaces: Dualities, Polynomials, and Knots* (Springer, New York, 2013).
- [15] W. Kager and B. Nienhuis, *Journal of Statistical Physics* **115**, 1149 (2004).
- [16] J. Cardy, *Annals of Physics* **318**, 81 (2005).
- [17] T. Grossman and A. Aharony, *Journal of Physics A: Mathematical and General* **20**, L1193 (1987).
- [18] H. Saleur and B. Duplantier, *Physical Review Letters* **58**, 2325 (1987).
- [19] B. Duplantier, *Physical Review Letters* **82**, 3940 (1999).
- [20] A. Coniglio, *Journal of Physics A: Mathematical and General* **15**, 3829 (1982).
- [21] R. Vasseur, J. L. Jacobsen, and H. Saleur, *Journal of Statistical Mechanics: Theory and Experiment* **2012**, L07001 (2012).
- [22] B. Duplantier, *Physical Review Letters* **84**, 1363 (2000).
- [23] R. E. Tarjan, *Information Processing Letters* **2**, 160 (1974).
- [24] J. M. Schmidt, *Information Processing Letters* **113**, 241 (2013).
- [25] Y. Deng, W. Zhang, T. M. Garoni, A. D. Sokal, and A. Sportiello, *Physical Review E* **81**, 020102R (2010).
- [26] J. Wang, Z. Zhou, W. Zhang, T. M. Garoni, and Y. Deng, *Physical Review E* **87**, 052107 (2013).
- [27] M. Sweeny, *Phys. Rev. B* **27**, 4445 (1983).
- [28] L. Chayes and J. Machta, *Physica A: Statistical Mechanics and its Applications* **254**, 477 (1998).
- [29] A *trail* in a graph is sequence of adjacent edges, with no repetitions.
- [30] An edge in a graph is a *bridge* if its deletion increases the number of connected components.
- [31] In terms of the SLE parameter we have $\kappa = 16/g = 6$.
- [32] These simulations were performed using the Sweeny algorithm [27] for $q < 1$ and the Chayes-Machta algorithm [28] for $q > 1$.