

Predicate Logic as a Modeling Language: Modeling and Solving some Machine Learning and Data Mining Problems with IDP3

MAURICE BRUYNNOOGHE, HENDRIK BLOCKEEL, BART BOGAERTS,
BROES DE CAT, STEF DE POOTER, JOACHIM JANSEN,
ANTHONY LABARRE, JAN RAMON, MARC DENECKER,

Department of Computer Science, KU Leuven

SICCO VERWER

*Radboud Universiteit Nijmegen, Institute for Computing and Information Sciences
(e-mail: firstname.secondname@cs.kuleuven.be, siccoverwer@gmail.com)*

submitted 1 January 2003; revised 1 January 2003; accepted 1 January 2003

Abstract

This paper explores the use of predicate logic as a modeling language. Using IDP3, a finite model generator that supports first order logic enriched with types, inductive definitions, aggregates and partial functions, search problems stated in a variant of predicate logic are solved. This variant is introduced and applied on a range of problems stemming from machine learning and data mining.

In those areas, recently a strong interest has grown in the use of declarative modeling and constraint solving as a solution for their problems. We illustrate this methodology with three real world problems from that area. The first problem is in the domain of stemmatology, a domain of philology concerned with the relationship between surviving variant versions of text. The second problem is about a somewhat related problem within biology where phylogenetic trees are used to represent the evolution of species. The third and final problem concerns the classical problem of learning a minimal automaton consistent with a given set of strings. For this last problem, we show that the performance of our solution comes very close to that of a state-of-the art solution. We analyze the use of predicate logic in the three applications and analyze how alternative models affect the performance.

KEYWORDS: Knowledge representation and reasoning, declarative modeling, logic programming, knowledge base systems, FO(\cdot), IDP system, stemmatology, phylogenetic tree, deterministic finite state automaton.

1 Introduction

In his seminal paper, Kowalski (1974) proposed to use first order predicate logic (FO) as a programming language. He argued that it is possible to use deduction for computation by associating a procedural interpretation to the Horn clause subset of first-order logic. These ideas found their incarnation in the language Prolog.

Whereas Prolog uses deduction as inference method, other inference methods exist. Most prominent is model generation as used in propositional SAT solvers. Also the inference method of Constraint Programming can be considered as model generation; indeed, its solvers attempt to assign values to variables while satisfying a set of constraints. The last decades have witnessed tremendous progress in solver technology for Constraint Programming (CP) and SAT solving. In CP, this progress is at the basis of a shift from Constraint Programming to Constraint Modeling¹. Notorious examples are ESSENCE (Frisch et al. 2008) and Zinc (Marriott et al. 2008). Within logic programming, the introduction of stable semantics (Gelfond and Lifschitz 1988) eventually led to the Answer Set Programming (ASP) paradigm (Brewka et al. 2011) that, similar to SAT, uses model generation instead of deduction for inference. Many ASP-based systems exist. Examples are DLV (Leone et al. 2002), `clasp` (Gebser et al. 2007) and Smodels (Syrjänen and Niemelä 2001).

All this progress raises the question what is the status of logic as a modeling language. SAT is restricted to propositional logic. It can be considered as the assembler language for modeling. Indeed, there are many examples of programs that generate SAT encodings to obtain state-of-the-art solvers for various classes of problems. One can find examples in the areas of planning and of generating deterministic finite automata, to name just a few. However, SAT is not suited as a language for developing models. For what concerns ASP, it is an expressive high level language but it is not based on predicate logic. Today, many intricacies of stable model semantics are hidden in high level ASP constructs such as constraints and choice rules; however, its two forms of negation (“not” and strong negation) (Brewka et al. 2011) clearly distinguish it from first-order logic; the deviation from first-order-logic semantics is an obstacle for newcomers.

Historically, predicate logic was always viewed as a very expressive modeling language. This is remarkable given that anyone who used it for modelling a practical domain will have experienced its inconvenience in expressing certain common propositions. A clear weakness is expressing inductively definable concepts such as the transitive closure of a binary relation. Another deficiency is in expressing bounds on the cardinality or the sum of sets. Practical modeling languages in Constraint Programming or ASP therefore support some of these propositions. While ASP can express inductive definitions, it is built on radically different foundations than FO. A more conservative solution that preserves FO’s foundations is to extend it with suitable language constructs. For instance, it was argued in several papers, for example in Denecker and Ternovska (2008), that a rule set formalism under an extension of the well-founded semantics (Van Gelder et al. 1991) are a natural formalism to express the most common forms of inductive definitions. Such a formalism can be integrated with FO in a conceptually clean way. The resulting logic was named FO(ID) by Denecker and Ternovska (2008). The link between FO(ID)

¹ In this paper, we use the word model in two different meanings. Firstly, a model is a structure that satisfies the theory, as in “model generation”. Secondly, a model is the result of modeling a problem domain. It is a theory in logic, a formal specification of the problem domain. It should be clear from the context what is intended.

and ASP was recently studied in (Denecker et al. 2012). Below, we use the notation $\text{FO}(\cdot)$ to denote the family of extensions of first-order logic.

In this paper, we explore the use of $\text{FO}(\cdot)^{\text{IDP3}}$, the instance of the $\text{FO}(\cdot)$ family that is supported by IDP3, the current version of the IDP Knowledge Base System (De Pooter et al. 2011). $\text{FO}(\cdot)^{\text{IDP3}}$ extends first-order logic with inductive definitions, partial functions, types and aggregates. The IDP system supports model generation and model expansion (Mitchell and Ternovska 2005; Wittocx et al. 2013) as inference methods and is one of the fastest such systems (Calimeri et al. 2011). Particular to the modeling language used here is the combination of a purely declarative modeling language with a procedural language that handles the interaction with the outside world. Indeed, in contrast to Prolog, the control of the search can be left to the solver and the user can concentrate on modeling. As we will illustrate in the paper, that does not mean that any correct model will do; when performance matters, models have to be designed with care.

As for the organization of the paper, we start Section 2 with recalling the $\text{FO}(\cdot)$ family of extensions of predicate logic. Next, we introduce the $\text{FO}(\cdot)^{\text{IDP3}}$ instance of $\text{FO}(\cdot)$ and the IDP knowledge base system that supports $\text{FO}(\cdot)^{\text{IDP3}}$ as a modeling language. The section continues with the shortest path problem as an illustrative example. After describing a very basic model, it explores how alternative models affect the performance of the underlying solver.

The other sections explore the use of the IDP system for solving some real-world problems encountered in the domain of machine learning and data mining by some of the authors. Researchers in this domain have become increasingly aware of the fact that data analysis problems come in many different variants, which do not always fit the standard algorithms well. It is infeasible to develop algorithms for each specific variant, but recently it has been shown that some standard data mining problems, as well as their variants, can be modeled as constraint problems, and solved by general-purpose solvers with performance comparable to that of dedicated algorithms (Guns et al. 2011). Our discussion on the use of IDP for three different tasks adds support for the claim that declarative modeling may have an important role to play in machine learning and data mining.

The first task, addressed in Section 3 is in the domain of a stemmatology, a part of philology that studies the relationship between surviving variant versions of a text. A stemma is a family tree that shows how different copies of the same text relate to each other. These copies —manuscripts— are not identical, but evolve. Manuscripts often do not have a single parent, different parts can be copied from different parents, so a stemma is in fact a directed acyclic graph. A typical task is to analyze the plausibility of a stemma hypothesis. For this task, the philologist collects datasets describing features of the text. The values of a feature represent variant readings of a fragment of the text. A common assumption is that the stemma has, for each variant, a unique manuscript that is the source of the variant. The feature value is unknown for some manuscripts, and the question is whether these unknown values can be assigned such that there is indeed a unique source for each feature value. In working out this task, we also illustrate how the procedural side of $\text{FO}(\cdot)^{\text{IDP3}}$ allows the user to organize a complete workflow.

The second task (Section 4), although in the very different domain of biology, is somewhat related to the previous one as it is concerned with phylogenetic trees. Phylogeny is an area in which many problems arise. Several problems have been tackled by means of Answer Set Programming, see (Erdem 2011) for an overview. Here we address a new problem in this area. Phylogenetic trees have in their leaves a set of current species and the tree represent the evolutionary relationship between them. Often there are several equally plausible evolutionary explanations and hence different phylogenetic trees. The question addressed here is: what is the minimal supergraph that represents each of the individual trees. What makes the problem difficult is that the correspondence between the internal nodes of the different trees is unknown and has to be guessed. Different guesses result in different supergraphs.

In Section 5, we study the well-known problem of learning a minimal deterministic finite state automaton (DFA) that is consistent with a given set of accepted and rejected strings. This is a classical machine learning task for which competitions are organized. A state-of-the-art method (Heule and Verwer 2010; Heule and Verwer 2012), winner of the 2010 Stamina competition (Stamina 2010), solves it by a problem-specific program which iteratively creates a SAT encoding and applies a SAT-solver for an increasing number of states until a model is found. Here we explore to what extent a high level $\text{FO}(\cdot)$ formalization can compete with a tediously constructed encoding as a propositional SAT problem.

These three problems can be abstracted as graph problems and are NP-complete. Solving them inherently involves search; heuristics are needed to guide the search towards solutions. Developing an algorithm in a procedural language is time consuming, error-prone and challenging. The use of a declarative modeling language liberates the programmer from the task and allows him to devote more time to the proper formalization. Moreover, the default heuristics of the underlying solvers are often sufficient to obtain adequate solutions.

In Section 6, we reflect on our achievements and discuss where there is potential for further improvement. Some of the material in this paper is based on (Blokkeel et al. 2012) and, for stemmatology, on (Andrews et al. 2012).

2 $\text{FO}(\cdot)$ and the IDP system

First-order logic has a long tradition and a well understood semantics but also some limitations with regard to its expressiveness, which makes it not so well suited as a language for knowledge representation. The most notorious problem is that it cannot express transitive closures. Prolog did overcome this shortcoming, without neither Prolog programmers nor the knowledge representation community really noticing, through the use of the least Herbrand semantics for definite programs. In the knowledge representation community, there are two ways to work around the limitation. On the one hand, one can introduce knowledge representation languages with a semantics different from first-order logic; on the other hand, one can enhance first-order logic with additional constructs. The former approach is taken by the ASP community; the latter approach has been advocated in (Denecker and Ternovska 2008) where first-order logic was extended with (not necessarily monotone)

inductive definitions. It was argued that this extension resulted in a very natural and expressive language whose meaning was captured by a generalization of the well-founded semantics introduced by Van Gelder et al. (1991). This extension was named FO(ID) and later work used the notation $\text{FO}(\cdot)$ for a family of languages extending first-order logic.

The FO extension used as modeling language throughout this paper includes not only inductive definitions, but also partial functions, types and aggregates. It is the extension supported by the IDP3 version of the IDP Knowledge Base System that was for the first time described in (De Pooter et al. 2011). We denote this extension as $\text{FO}(\cdot)^{\text{IDP3}}$.

Functions, of which constants are a special case, are very convenient in modeling. They are used in all the modeling examples of the paper. While n -ary functions can be considered as syntactic sugar for predicates with $n + 1$ arguments, the use of functions makes models more concise and readable. Indeed, when functions are represented as predicates, the functional dependency between the input arguments and the result needs to be represented as a separate constraint. Partial functions give extra flexibility to the modeler. An example can be found in the model of finite state automata in Section 5 where a state doesn't need a transition for all symbols in the automaton's input alphabet.

In almost all applications, the universe is not uniform but contains different types. Relations are typed. Quantification is “naturally” typed, namely, we quantify over objects of a type. It is not difficult to make typing explicit in untyped predicate logic. Yet, it requires an extra discipline of the user to make the types in her quantifications and of her relations and functions explicit. By introducing an explicit type system, even a simple many-sorted type system, and a type checking and inference system (to discover type clashes and to guess the types of variables and/or parameters), theories become more compact and graceful. Moreover, a number of bugs can be detected: syntactic errors in variable names, swapped or missing arguments, unintended reuse of variables, etc. This is common wisdom. Indeed, well-typed theories go wrong less often (Milner 1978). The type system of IDP3 is not needed from a computational point of view, but for above-mentioned reasons, we often find it convenient.

Aggregates are another extension that contribute to the readability and conciseness of a models. Consider for example the constraint expressing the functional dependency. One needs to express that there is exactly one value (or in the case of a partial function at most one value) for each combination of input arguments. The availability of aggregates makes it a lot more convenient to express such constraints. A study about the semantics of aggregates in definitions, including the case of recursion, can be found in (Pelov et al. 2007).

2.1 The logical components of an $\text{FO}(\cdot)^{\text{IDP3}}$ model

In this section we introduce the basic notions of an $\text{FO}(\cdot)^{\text{IDP3}}$ model. We restrict ourselves to what is needed to understand the examples later on in the paper.

An $\text{FO}(\cdot)^{\text{IDP3}}$ model consists of a number of logical components, namely vocab-

ularies, structures, terms, and theories. A *vocabulary* declares the symbols to be used²; a *structure* is used to specify the domain and data; it can be viewed as a sort of database; it provides a partial (three-valued) interpretation of the symbols in the vocabulary; in the context of optimization problems, a *numerical cost term* will be declared to represent a value to be optimized; a *theory* consists of FO formulas and definitions. An *definition* is a set of *rules* of the form $\forall \bar{x} : P(\bar{x}) \leftarrow \varphi(\bar{x})$, where φ is an $\text{FO}(\cdot)^{\text{IDP3}}$ formula. An $\text{FO}(\cdot)^{\text{IDP3}}$ *formula* differs from FO formulas in two ways. Firstly, $\text{FO}(\cdot)^{\text{IDP3}}$ is a many-sorted logic: every variable has an associated *type* and every type an associated domain. Moreover, it is order-sorted: types can be subtypes of others. Secondly, besides the standard terms in FO, $\text{FO}(\cdot)^{\text{IDP3}}$ formulas can also have aggregate terms: functions over a set of domain elements and associated numeric values which map to the sum, product, cardinality, maximum or minimum value of the set.

We write $\mathcal{M} \models T$ to denote that structure \mathcal{M} satisfies theory T . With $x^{\mathcal{M}}$, we denote the interpretation of x under \mathcal{M} , where x can be a formula or a term.

2.2 The IDP3 system

The IDP3 system (De Pooter et al. 2011) is a *Knowledge Base System*(KBS) that intends to offer the user a range of inference methods such as model expansion, optimization, verification, symmetry breaking and grounding and to make use of different state of the art technologies including SAT, SAT Modulo Theories (Nieuwenhuis et al. 2006), Constraint Programming and various technologies from Logic Programming.

In this paper, we make use of the inference methods model expansion, satisfiability checking and model minimization. The most important inference method is *model expansion* discussed in (Mitchell and Ternovska 2005) and further extended in (Wittocx et al. 2013). The idea of model expansion is to extend a partial structure (an interpretation) in a full structure that satisfies all constraints specified by the $\text{FO}(\cdot)^{\text{IDP3}}$ model. More formally, the task of model expansion is, given a vocabulary V , a theory T over V and a partial structure S over V (at least interpreting all types), to find a structure \mathcal{M} that satisfies T and expands S , i.e., \mathcal{M} is a model of the theory and the input structure S is a subset of \mathcal{M} . In the IDP3 system, this task is executed by `modelextend(T,S)`. The result of the `modelextend` procedure is a list of models of T that expand S . If the option `nbmodels` is set to a value n different from 0, IDP3 will stop searching for more models once it has found n models.

Satisfiability checking is related to model expansion. Calling `sat(T,S)` in the IDP3 system will return true if and only if `modelextend(T,S)` would have returned at least one model. However, since we are not interested in the actual models, some optimizations can be done to speed up this inference.

In case of *model minimization*, also a numerical cost term t is given. The task is to find a model \mathcal{M} of T that expands S such that for all other models \mathcal{M}' expanding

² Contrary to Prolog and ASP, the first character of a symbol has no bearing on its kind.

$S, t^{\mathcal{M}} \leq t^{\mathcal{M}'}$. Model minimization is activated by `minimize(T,S,t)` with t referring to the term component defining the term.

The IDP3 system allows users to specify $\text{FO}(\cdot)^{\text{IDP3}}$ problem descriptions. The basic overall structure of the logical components is as in the following schema.

vocabulary V	{ ... }	theory T:	V	{ ... }
term t:	V	{ ... }	structure S:	V { ... }

This schema defines a vocabulary V which is then used as a context in the theory T, the term t and the structure S. In general, several vocabularies can be defined, even extending other vocabularies.

We use IDP syntax in the examples throughout the paper. Each IDP operator has an associated logical operator, the main (non-obvious) operators being: $\&(\wedge)$, $!(\vee)$, $\sim(\neg)$, $!(\forall)$, $?(\exists)$, $\leq(\equiv)$, $\sim(\neq)$.

A distinguishing feature of $\text{FO}(\cdot)^{\text{IDP3}}$ models is that they not only consist of logical components but also have one or more procedural components. These procedural components consist of procedural code that can perform actions. Actions include the execution of an inference method on a particular logical theory, but also the presentation of results to the user. Procedures allow to glue together a sequence of actions in a process that performs a task for the user. The convention is that the user's task is performed by invoking the procedure `main()`. Such a task can start with procedural code to prepare one or more structures from input files or databases, can continue with performing a number of inference task on combinations of theories with structures and can end with presenting the results to the user. The procedural language has to be a flexible and extendible scripting language which offers a smooth integration with the C++ solvers of the IDP system. The IDP system (De Pooter et al. 2011) makes use of the Lua (Ierusalimsky et al. 1996) scripting language for this purpose. It allows us to treat the various logical components of an $\text{FO}(\cdot)^{\text{IDP3}}$ theory as objects that can be manipulated from within the procedures.

More information on the IDP system and in particular its IDP3 version can be found in (Wittocx et al. 2008; De Pooter et al. 2011) and at <http://dtai.cs.kuleuven.be/krr/software/idp3>.

2.3 An example: The shortest path problem

As an illustration, we model the shortest path problem (Listing 1). The *vocabulary* consists of a single type, two constants and three predicates. The *structure* specifies the given graph: the interpretation of the type `node` and of the predicate `edge(node,node)`, as well as the constants `from` and `to` which identify the begin- and endpoint of the path searched for. The predicate `edgeOnPath(node,node)` is used to represent the edges that participate in a shortest path. It provides the base case of the transitive relation `reaches(node,node)` which is defined in the *theory* component. Definitions are given between “{” and “}”. Note that we use the most basic definition for the transitive closure: we join the `reaches` relation with itself.

Besides this recursive definition, the theory also specifies the constraints express-

ing that the `edgeOnPath/2` atoms included in a model of the theory indeed compose a simple path from `from` to `to`. The first constraint ensures that `edgeOnPath/2` atoms are indeed `edge/2` atoms. This constraint explicitly mentions the type of the quantified variables; however, this is optional; these types can be inferred from the type declarations of the predicates of the formula. The types of the quantified variables are omitted in the following constraints. The second constraint imposes that `reaches/2` includes the pair `(from,to)`. The third constraint states that the `edgeOnPath/2` atoms should neither include an edge arriving in `from` nor an edge leaving `to`. The fourth constraint expresses that every node has less than 2 incoming edges and less than 2 outgoing edges (i.e., that the path is simple). The notation `?<2 y : edgeOnPath(y,x)` means that there are strictly less than 2 `y`'s that have an edge to `x` in the path. This is syntactic sugar for the aggregate `#{ y : edgeOnPath(y,x) } < 2`. This aggregate is a more concise formulation of the FO constraint `! y1 y2 : edgeOnPath(y1,x) & edgeOnPath(y2,x) => y1=y2`. Finally, the last constraint states that the endpoints of selected edges are reachable from `from` (i.e., that no edges are selected that do not contribute to the path).

The *term* component of the model defines the term `lengthOfPath` as an aggregate expression counting the number of tuples in the `edgeOnPath` relation of a model of the theory. Minimizing this term ensures that the path described in a model of the theory is indeed a shortest path.

The *procedure* component shows Lua code invoking the model minimization task and printing the result. The Lua code treats the logical components as first-class citizens and uses them as parameters in the method call activating the solver. The annotation `[1]` directs the solver to return at most one solution.

Listing 1. Calling `main()` solves the shortest path problem for the given data.

```
vocabulary sp_voc {
  type node
  from,to: node
  edge(node,node)
  edgeOnPath(node,node)
  reaches(node,node)
}
theory sp_theory1 : sp_voc {
  {! x y : reaches(x,y) <- edgeOnPath(x,y).
   ! x y z : reaches(x,y) <- reaches(x,z) & reaches(z,y).}

  ! x[node] y[node] : edgeOnPath(x,y) => edge(x,y). // (1)
  reaches(from,to). // (2)
  ~(? x : edgeOnPath(x,from)) & ~(? x : edgeOnPath(to,x)). // (3)
  ! x : (?<2 y : edgeOnPath(y,x)) &
        (?<2 y : edgeOnPath(x,y)). // (4)
  ! x y : edgeOnPath(x,y) => reaches(from,y). // (5)
}
structure sp_struct : sp_voc {
  node = {A..D} // shorthand for A,B,C,D
  edge = {A,B; B,C; C,D; A,D} // ';' separated list of tuples
```



```

    from = A
    to = D
}
term lengthOfPath : sp_voc { #{ x y : edgeOnPath(x,y) } }
procedure main() {
    /* Search a minimal model */
    sol = minimize(sp_theory1, sp_struct, lengthOfPath)[1]
    /* If no result is returned, no models exist */
    if (sol == nil)
    then print("No models exist.\n")
    else print(sol)
    end
}

```

The IDP3 system performs model expansion and model minimization by first reducing the problem to extended CNF, using the grounder GIDL (Wittocx et al. 2010) and subsequently calling the solver MINISAT(ID) (Mariën et al. 2008). The grounding process can be fine-tuned using options for symmetry breaking (Devriendt et al. 2012), grounding with bounds (Wittocx et al. 2010), lazy grounding (De Cat et al. 2012), The solver is an extension of MiniSat (Eén and Sörensson 2003) with support for aggregate expressions, inductive definitions and branch-and-bound optimization. Recently, MINISAT(ID) was extended to offer support for finite domain constraints, using the propagation techniques described in (Schulte and Stuckey 2008) or, alternatively, interfacing with the GECODE Constraint Programming engine.

2.4 Exploring the space of models for the shortest path problem

The above solution is perfect as a standard, declarative solutions to the problem at hand. However, if performance matters or the instances are that large that the grounding hardly fits in memory, then other models can be preferable. In the long run, perhaps an optimizer can transform a simple model in a model for which model generation has a better performance, but, with the current state of affairs, it is up to the user to explore the design space and to look for better performing models. We do so in this section for the shortest path problem.

Listing 2. Another definition for **reaches**.

```

theory sp_theory2 : sp_voc {
    { reaches(x,y) <- edgeOnPath(x,y).
      reaches(x,y) <- edgeOnPath(x,z) & reaches(z,y). }
    /* ... constraints as in sp_theory1 ... */
}

```

Prolog programmers would never define the **reaches**/2 predicate as in theory **sp_theory1** of Listing 1 but rather as in theory **sp_theory2** of Listing 2. Indeed, apart from the risk of entering an infinite loop, **reaches(x,z)** can have many more solutions than **edgeOnPath(x,z)** (which is e.g. bounded by **edges**) and hence, the search space for Prolog's proof procedure can be substantially larger. While model

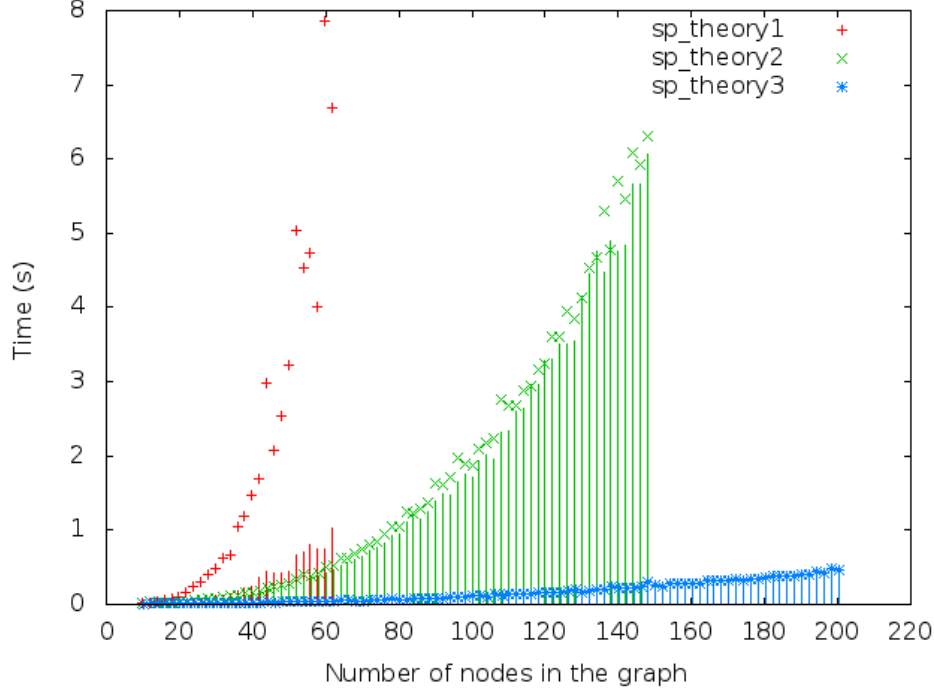


Fig. 1. Different grounding and total running times for `sp_theory1`, `sp_theory2` and `sp_theory3`. Experiments are performed on graphs with an increasing number of nodes but a constant edge density. The vertical bar shows the grounding time, the part above the vertical bar is the solving time.

generation cannot loop in the IDP system, the search space argument remains valid. Comparing the runtime of both systems (see Figure 1) reveals that the heuristics of the underlying SAT solver do not compensate for the larger search space and that the version of Listing 2 is substantially faster³. However, there is another factor contributing for the difference between both versions. Figure 1 splits runtime in grounding time (the vertical bar) and solving time (above the bar). For larger problems, one can observe that the grounding also takes more time. The explanation is the difference in grounding size (see Figure 2). The size difference must be attributed to the grounding of the recursive `reaches(x,z)` rule. With n nodes, there are n^3 instances of the recursive `reaches/2` rule in `sp_theory1`. As for `sp_theory2`, it follows from constraint (1) that `edgeOnPath(x,z)` is false whenever `edges(x,z)` is false, hence, with e the number of edges, the number of instances is limited to $e * n^2$, which is typically substantially smaller than n^3 .

Although the performance has improved quite a bit, we see that it is still rapidly increasing with the size of the graph. Moreover (see Figure 1) most of the runtime is

³ Using an Intel^R CoreTM i5-3550 CPU at 3.30GHz with 7.8 GB RAM running Ubuntu with the IDP3 default options.

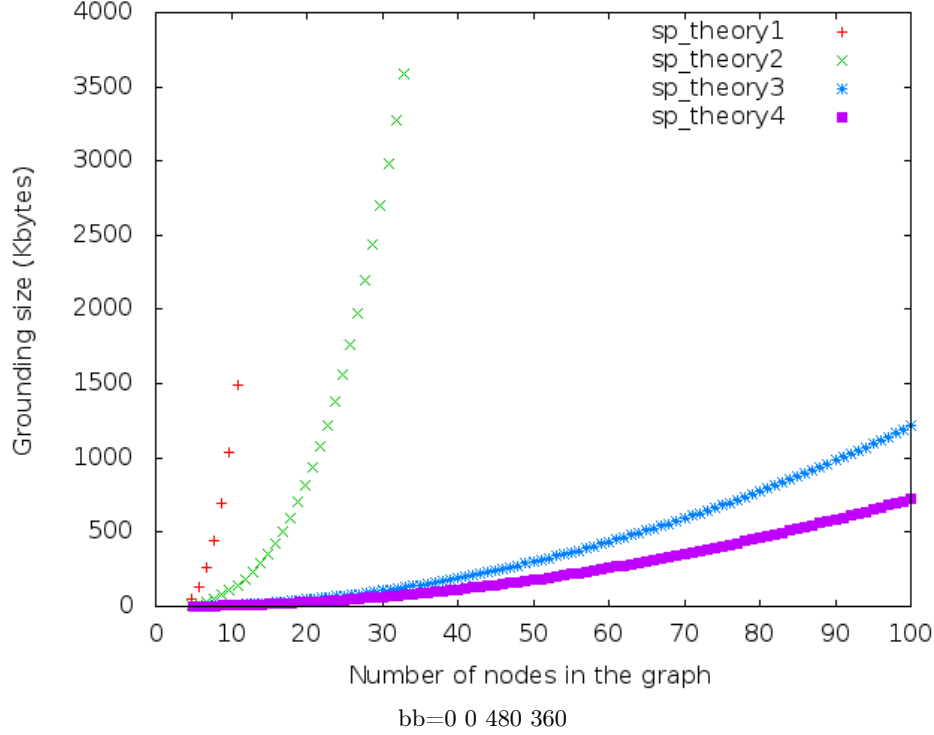


Fig. 2. Grounding size for `sp_theory1`, `sp_theory2`, `sp_theory3` and `sp_theory4`. Experiments are performed on graphs with an increasing number of nodes but a constant edge density.

grounding time. Can we do better? The recursive `reaches/2` rule has three variables and remains expensive. The grounding has n^2 atoms `reaches(n1,n2)`, expressing whether $n1$ and $n2$ are connected while we are only interested in paths going from `from` to `to`. Hence we can better use a unary `reachable` predicate and define which points are reachable from `from`. The new version of the `vocabulary` and the `theory` are shown in Listing 3. The `term` and `procedure` parts are as in Listing 1.

Listing 3. A unary `reachable` relation instead of the binary `reaches` relation.

```
vocabulary sp_voc2 {
  type node
  from, to: node
  edge(node, node)
  edgeOnPath(node, node)
  reachable(node)
}
theory sp_theory3: sp_voc2 {
  { reachable(from).
    reachable(y) <- edgeOnPath(x,y) & reachable(x). }

  ! x[node] y[node] : edgeOnPath(x,y) => edge(x,y). // (1)
```

```

    reachable(to). // (2)
    ~(? x : edgeOnPath(x,from)) & ~(? x : edgeOnPath(to,x)). // (3)
    ! x : (?<2 y : edgeOnPath(y,x)) &
        (?<2 y : edgeOnPath(x,y)). // (4)
    ! x y : edgeOnPath(x,y) => reachable(y). // (5)
}

```

As Figure 1 shows, this modification results in a dramatic speed-up. Also the grounding size (Figure 2) is substantially reduced.

Constraints (3) and (4) are cardinality constraints on the number of edges connected to the same node that can participate in a path. They are redundant with respect to the minimization of the `lengthOfPath` term. Indeed, paths of minimal length satisfy both constraints. Dropping them, as in Listing 4, spoils the clarity of the model; however, it further reduces the size of the grounding as can be seen in Figure 2. The effect on the runtime is negligible for small graphs and rather negative for larger ones as one can observe in Figure 3. The explanation is that the removal of those constraints increases the search space. Indeed, partial solutions violating constraints (3) and (4) are not immediately rejected. This causes a lot more variance in the solving times.

Listing 4. Removing redundant constraints.

```

theory sp_theory4: sp_voc {
    { reachable(from).
      reachable(y) <- reachable(x) & edgeOnPath(x,y). }

    ! x[node] y[node] : edgeOnPath(x,y) => edge(x,y). // (1)
    reachable(to).
}

```

3 Stemmatology

Before the invention of the printing press, texts were copied manually by scribes. This copying process was not perfect; scribes often modified texts, either accidentally or intentionally. As a result the surviving copies of many old texts vary significantly. No text written before the invention of the printing press, and even up to the end of the 18th century, when the habit of circulating texts in manuscript form practically disappeared, can be read without a preliminary critical analysis of its material witnesses. This is the purpose of stemmatology. The Oxford English Dictionary defines the field as “the branch of study concerned with analyzing the relationship of surviving variant versions of a text to each other, especially so as to reconstruct a lost original.”

A stemma is a kind of “family tree” of a *tradition*, a set of related manuscripts. It indicates which manuscripts have been copied from which other manuscripts (“parents”), and which manuscript is the original source. It may include both extant (currently existing and available) and non-extant (“lost”) manuscripts. The stemma is not necessarily a tree: sometimes a manuscript has been copied partially from one

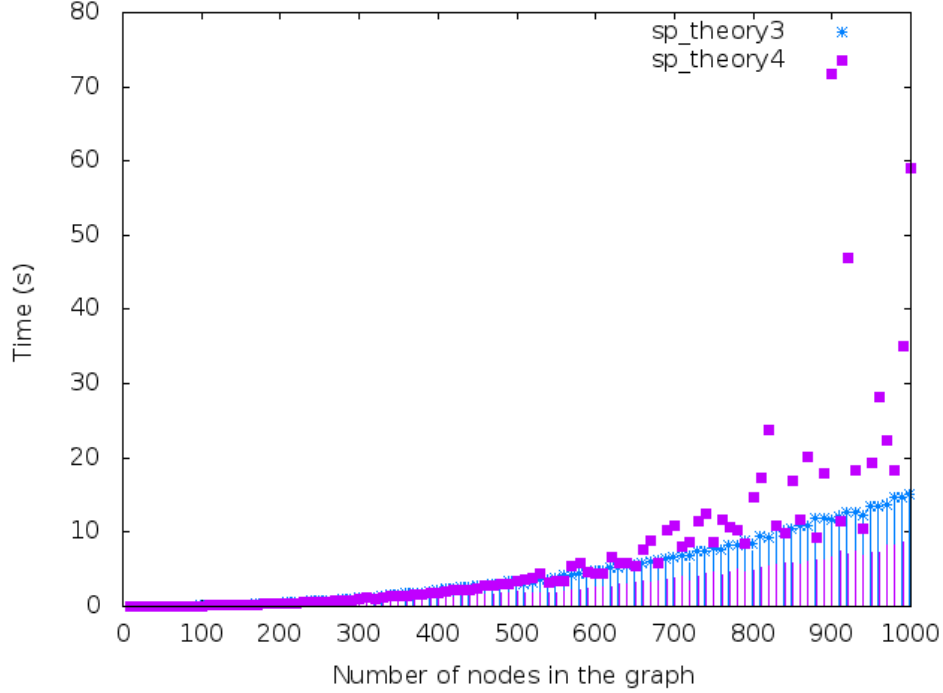


Fig. 3. Different grounding and total running times for `sp_theory3` and `sp_theory4`. Experiments are performed on graphs with an increasing number of nodes but a constant edge density.

manuscript, and partially from another, in which case the manuscript has multiple parents.

More formally, a stemma can be defined as a CRDAG, a connected directed acyclic graph with a single root (Andrews and Macé 2012). A dataset contains the manuscripts from one tradition. Each manuscript is described by a fixed set of features F_1, \dots, F_n , each of which has a nominal domain $Dom(F_i)$ (variant readings of feature F_i). Typically, a feature refers to a particular location or section in a text, though it can also be the spelling of a particular word, e.g., the dwelling of “Van den Vos Reynaerde” can be spelled as Malpertuis, Malpertus, or Malpertuus.

The 19th century philologist Karl Lachmann was among the first to apply a principled method for reconstructing stemmata from sets of manuscripts (Timpanaro 2005). Nowadays, a variety of methods exist. Many are borrowed from biology, where a similar problem, reconstruction of phylogenetic trees, is well-studied. However, these methods do not always fit the stemmatological context well. First, they assume that phylogenies are tree-shaped, while stemmata are DAGs.⁴ Second, these trees contain only bifurcations, while stemmata can have multifurcations. Third, in

⁴ Some methods return phylogenetic networks, but these represent uncertainty about the real tree, which is different from claiming that the network represents the actual phylogeny.

most methods, the trees are such that each extant copy is at a leaf of the tree, whereas in stemmatology one extant copy may be an ancestor of another (and hence should be an internal node). Fourth, stemmatologists often have additional information, for instance about the time or place of origin of a manuscript, which ideally should be taken into account. Research continues to develop new algorithms better suited for the stemmatological context (Baret et al. 2006).

3.1 The task

Apart from reconstructing stemmata from data, stemmatologists are also interested in other types of analyses, which may, for instance, use a known stemma or a manually-constructed best-guess stemma as an input. These types of analysis can be very diverse. The data mining tasks we address in this section belong to this category.

The problem studied here assumes that a CRDAG representing a stemma of a tradition is given, as well as feature data about the manuscripts from the tradition. More specifically, the data include a feature for each location where variation is observed in the tradition represented by the stemma. For each extant manuscript in the tradition, the feature data describe its variant reading; the variant reading is unknown for the non-extant ones. For most features, it seems rather unlikely that the same variant reading originated multiple times independently; i.e., it is reasonable to assume there is one ancestor where the variant reading occurred for the first time (the “source” of the variant). Therefore, we say that *the feature is consistent with the stemma* if it is possible to indicate for each variant a single manuscript that may have been the origin of that variant. Since for some manuscripts the value of the feature is not known, checking consistency boils down to assigning a variant to each node in the CRDAG in such a way that, for each variant, the nodes having that variant form a CRDAG themselves. Note that one can imagine exceptions to the above, e.g., a new spelling of a word can be independently introduced in different copies.

3.2 Consistency checking of a stemma is NP-complete

We learned about this problem through contacts with researchers in stemmatology. One of them had developed an algorithm (implemented with a program of about 370 lines of Perl using a graph library as a back end) to solve the basic task, did several iterations to handle yet uncovered cases and was still worried about the completeness of their approach (does the algorithm always find a solution when a solution exists?). The algorithm attempts not to make wrong decisions by initially assigning several variant readings to the non-extant manuscripts and, in a second phase, remove variant readings while preserving consistency. Once understood, the problem was formalized as a graph problem and shown to be NP-complete by one of the authors of this paper. In this formalization, the variant reading of a text is represented as a color and checking a stemma is a color-connected problem.

Definition 1 (Color-connected)

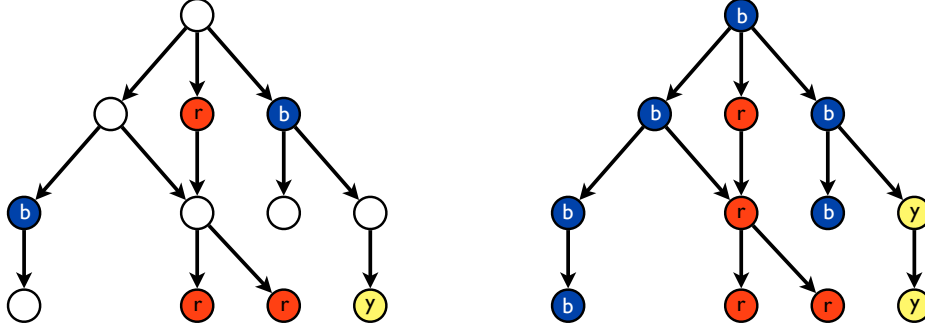


Fig. 4. Left: a partial labeling showing for a given feature which manuscripts have which variant readings/colors. Right: a complete extension of that labeling where each variant reading is a CRDAG. Because such an extension exists, the feature is consistent with the stemma.

Two nodes x and y in a colored CRDAG are *color-connected* if a node z exists (z can be one of x and y) such that there is a directed path from z to x , and one from z to y , and all nodes on these paths (including z , x , y) have the same color.

Given a partially colored CRDAG, the *color-connected problem* is to complete the coloring such that every pair of nodes of the same color is color-connected.

An illustration is given in Figure 4. A candidate coloring can be checked in polynomial time, hence proving that the color-connected problem is NP-hard implies it is NP-complete.

Theorem 1

The color-connected problem is NP-hard.

Proof

The proof is by showing a polynomial reduction from SAT to color-connectedness.

There exists a polynomial reduction from a CNF formula to one with all clauses either positive (all literals are positive) or negative (all literals are negative). Indeed, replace all occurrences of a negative literals $\neg x$ by a new positive literals $notx$ and add, for every such $notx$ literal the clauses $x \vee notx$ and $\neg x \vee \neg notx$.

So, we assume without loss of generality a CNF formula T consisting of positive clauses T^+ and negative clauses T^- . We construct a color-connected problem whose solutions correspond to the models of T . Let $T^+ = C_1^+ \wedge C_2^+ \wedge \dots \wedge C_m^+$ and $T^- = C_1^- \wedge C_2^- \wedge \dots \wedge C_n^-$ with C_1^+, \dots, C_m^+ positive clauses and C_1^-, \dots, C_n^- negative clauses. Let V be the set of propositional variables in T .

Now we construct a DAG G with nodes $V(G) = r \cup A \cup B \cup V$ where $A = \{a, a_1, a_2, \dots, a_m\}$ (a_i stands for clause C_i^+ ; a is an extra node) and $B = \{b, b_1, b_2, \dots, b_n\}$ (b_i stands for clause C_i^- ; b is an extra node). The directed edges are given by $E(G) = \{(v, a_i) | i \in [1..m], v \in C_i^+\} \cup \{(v, b_i) | i \in [1..n], v \in C_i^-\} \cup \{(a, v) | v \in V\} \cup \{(b, v) | v \in V\} \cup \{(r, a), (r, b)\}$. Next we color r , a and all nodes a_i black and b and all nodes b_i white. We obtain a partially colored CRDAG (See Figure 5 for an

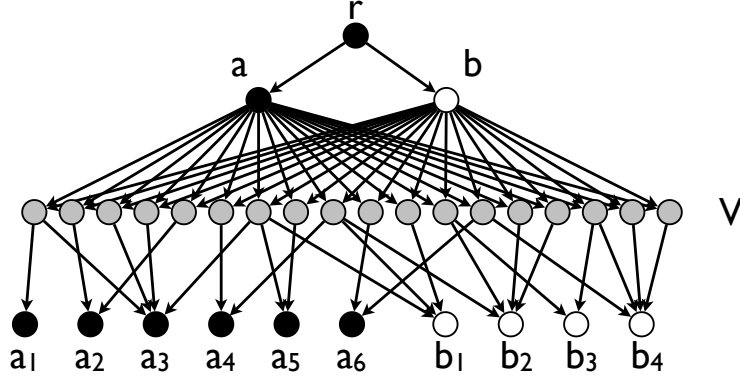


Fig. 5. A partially colored CRDAG constructed from a CNF theory T . The black a_i nodes represent the positive clauses, the white b_i nodes the negative clauses. The grey nodes represent the propositional variables; they are linked to the clauses in which they participate and have to be colored.

example). Moreover, a solution to the color-connected problem encodes a solution to the original SAT problem. Indeed, each a_i node, representing a positive clause, is connected with at least one black variable. Hence, making all black variables true satisfies all positive clauses. Also, each b_i node, representing a negative clause, is connected with at least one white variable. Hence making the white variables false satisfies all negative clauses. It follows that the color-connected problem is NP-hard.

□

The problem being NP-complete, it is unlikely it can be solved by a procedural program without search. The proof suggests the problem becomes hard when nodes can have multiple parents. This situation is not dealt with (and therefore usually abstracted away) in traditional stemmatological methods. However, it does occur in the datasets we analyzed. Constructing small examples where several nodes have multiple parents, we quickly obtained an example for which the procedural code erroneously claimed no connected coloring exists. So the worries of the developer about the completeness of the code were grounded.

3.3 An $\text{FO}(\cdot)^{\text{IDP3}}$ Solution

A first $\text{FO}(\cdot)^{\text{IDP3}}$ solution used a binary relation `SameVariant` for representing that two manuscripts have the same variant reading and imposed two constraints: (i) transitivity of `SameVariant` relation, (ii) manuscripts with the same variant reading have a common ancestor with that variant reading and are connected to that ancestor through manuscripts with that same variant reading. This resulted in a working version that could serve as a golden standard for the procedural code but was much slower than the latter.

As we already noticed in the shortest path problem, modeling transitive closures results in large grounding sizes and runtime. Hence, a major improvement can be

expected when that can be avoided. Representing the variant reading as a function from manuscripts to variants allowed us to drop the transitivity constraint. The final improvement, resulting in the program below, came from learning more about the procedural code: it checks for connectedness by following a path to the original source manuscript of the variant reading and checks that there is a single such source for the variant reading. Expressing the latter as a single constraint resulted in a version that turned out to be faster than the incomplete procedural algorithm. The IDP3 model is shown in Listing 5 and explained below. We also show most of the procedural code, so that the reader can see how a number of satisfiability-checking tasks can be embedded in a single process.

Listing 5. Checking the consistency between stemma and features.

```

procedure main() {
  process("besoin")
  process("parzival")
  process("florilegium")
  process("sermon158")
  process("heinrichi")
}

/* ----- Knowledge base ----- */
vocabulary V {
  type Manuscript
  type Variant
  CopiedBy(Manuscript, Manuscript)
  VariantReading(Manuscript): Variant
}
vocabulary Vtask {
  extern vocabulary V
  SourceOf(Variant): Manuscript
}
theory Ttask : Vtask {
  ! x : (x  $\simeq$  SourceOf(VariantReading(x)))  $\Rightarrow$ 
    ? y : CopiedBy(y,x) & VariantReading(y) = VariantReading(x).
}

/* ----- Check consistency between feature and stemma ----- */
procedure check(feature) {
  setvocabulary(feature, Vtask)
  return sat(Ttask, feature)
}

/* ----- Procedures for processing ----- */
procedure process(tradition) {
  io.write("Processing ", tradition, ".\n")
  local path = "data/"
  local stemmafilename = path..tradition..".dot"
  local featurefilename = path..tradition..".json"
  processFiles(stemmafilename, featurefilename)
}
procedure processFiles(stemmafilename, featurefilename) {

```

```

local stemma,nbnodes,nbedges = readStemma(stemmafilename)
io.write("Stemma has ",nbnodes," nodes and
        ",nbedges," edges.\n")

local nbp,nbs,time = processFeatures(stemma,featurefilename)
io.write("Found ",nbp," positive out of ",nbs," groupings ")
io.write("in ",time," sec.\n")
}
procedure readStemma(stemmafilename) {
  /* 19 lines of lua code */
}
procedure processFeatures(stemma,featurefilename) {
  /* 23 lines of lua code
    a loop iterating over the features ,
    — compute feature as stemma extended with
       the feature specific data
    — call check(feature)
    — process the results
    finally, return the overall results */
}

```

The logical model is described in the “Knowledge base” section of the code. The vocabulary has been split in two parts. The vocabulary **V** is used to represent the input data: the stemma and the feature. It introduces the types **Manuscript** and **Variant**, the binary relation **CopiedBy** representing the parent-child pairs in the given structure of the stemma and the function **VariantReading** representing the known data about variant readings of manuscripts. The vocabulary **Vtask** extends **V** with the task specific vocabulary. Only one extra function is needed namely **sourceOf** which maps a variant reading to the manuscript that is the source of that variant reading. The theory **Ttask** consists of a single constraint; it states that a manuscript that is not the source of its own variant reading must have a parent with the same variant reading.

The remainder is procedural code. The procedure **process** uses concatenation to construct two filenames from the name of the tradition and passes these file names to the **processFiles** procedure; the “.dot” file contains the stemma data; the “.json” file the feature data. The **readStemma** procedure (code omitted) returns the input structure describing the stemma as well as the number of manuscripts (nodes) and parent-child pairs (edges). The **processFeatures** procedure (code omitted) iterates over the features in the file. For each feature, it constructs a feature structure by extending the stemma structure with the feature specific data. It then calls the **check** procedure. This procedure extends the feature structure with the symbols from the **Vtask** vocabulary (**setvocabulary(feature,Vtask)**) and then checks the color-connectedness of the feature (**sat(Ttask,feature)**). The yes/no result is returned to the **processFiles** procedure which collects and returns the global results: number of consistent (positive) features, total number of features and time. The **processFiles** procedure prints these global data and returns to **main**.

As can be seen in the **main()** procedure, we used the code to perform consistency checking for the features of 5 traditions; two of them, Sermon 158 and Florilegium are real traditions, with stemmata that have been constructed according to current

Table 1. The five traditions used in this work.

Name	# manu- scripts	# parent-child pairs	# features	# variant readings maximum average
Notre Besoin	13	13	44	5 2,18
Parzival	21	20	122	6 2,59
Florilegium	22	21	547	5 2,19
Sermon 158	34	33	270	3 2,12
Heinrichi	48	51	1042	17 4,84

philological best practice; the other three are artificial traditions, produced under test conditions by volunteers for the purposes of empirical research into stemmatological methods. We received the data from Tara Andrews. A website where such stemma data can be found is <http://byzantini.st/stemmaweb/>. Some information about the stemma we used is given in Table 1.

The IDP program determines consistency for all features and datasets in a matter of seconds⁵:

```
> main()
Processing besoin.
Stemma has 13 nodes and 13 edges.
Found 26 positive out of 44 groupings in 0 sec.
Processing parzival.
Stemma has 21 nodes and 20 edges.
Found 45 positive out of 122 groupings in 1 sec.
Processing florilegium.
Stemma has 22 nodes and 21 edges.
Found 431 positive out of 547 groupings in 2 sec.
Processing sermon158.
Stemma has 34 nodes and 33 edges.
Found 64 positive out of 270 groupings in 2 sec.
Processing heinrichi.
Stemma has 48 nodes and 51 edges.
Found 1 positive out of 1042 groupings in 12 sec.
>
```

Our largest benchmark is the heinrichi data set (Roos and Heikkilä 2009). This stemma about old Finish texts includes 48 manuscripts, 51 `copiedBy` tuples and information about 1042 features. Processing all features takes 12 seconds with the IDP system while it took 25 seconds with the original procedural code.

One can observe that rather few features are consistent with the stemma. This raises the question what is the minimal number of sources needed to explain the data. To solve that inference task, it suffices to replace the vocabulary extension `Vtask` and the theory `Ttask` in the knowledge base and to introduce the term to be minimized. As core procedure, `Check` is replaced by `minSources` and the processing of results has to be adjusted. The most relevant new parts are shown in Listing 6.

⁵ Using an Intel^R CoreTM2 Duo CPU at 3.00GHz with 3.7 GB of RAM running Ubuntu with the IDP3 options `stdoptions.groundwithbounds = false` (disabling bounded grounding) and `stdoptions.liftedunitpropagation = false` (disabling lifted unit propagation).

The `IsSource` predicate is defined as manuscripts that do not have a parent with the same variant reading.

Listing 6. Minimize the number of sources.

```

/* ----- new parts of Knowledge base ----- */
vocabulary Vms {
  extern vocabulary V
  IsSource(Manuscript)
}
theory Tms : Vms {
  {! x : IsSource(x) <- ~? y : CopiedBy(y,x) &
    VariantReading(y) = VariantReading(x).}
}
term NbOfSources : Vms {
  #{ x : IsSource(x) }
}

/* ----- the core procedure ----- */
procedure minSources(feature) {
  setvocabulary(feature,Vms)
  return minimize(Tms,feature,NbOfSources)[1]
}

```

Although this is a minimization problem, processing the traditions is still a matter of seconds, except for the larger Heinrichi dataset which now requires about 5 minutes to process its 1042 features.

Other variations are of interest to the researchers. One variation, mentioned in (Andrews et al. 2012), considers the possibility that the scribe has copied from an older ancestor than the direct parent, thus reintroducing a variant. Playing with the relative penalty of introducing a new variant versus reverting to an older variant, one can obtain various explanations of interest to the stemmatologist. All these can be achieved with modifying a handful of lines in the model. Interesting about the above variant is that it uses a predicate `IndirectAncestor` that is defined in terms of the stemma data, so it can be computed once and reused when processing each of the features. The tight integration of the knowledge base with the procedural code makes this very easy as illustrated in Listing 7. The procedure `readStemma`, which constructs the stemma structure from the inputfile, is extended with the call `modelextend(T,stemma)[1]`. The resulting model is the stemma structure extended with the true `IndirectAncestor` atoms. This structure, together with the other outputs of `readStemma`, is returned to the procedure `processFiles` which uses it to handle the features one by one.

Listing 7. Materializing a definition once and using the materialization many times.

```

vocabulary V {
  /* ... as in Listing 5 ... */
  IndirectAncestor(Manuscript,Manuscript)
}

theory T : V {

```

```

{! x y : IndirectAncestor(x,y) <-
    ? z : CopiedBy(x,z) & IndirectAncestor(z,y).
 ! x y : IndirectAncestor(x,y) <-
    ? z : CopiedBy(x,z) & CopiedBy(z,y).}
}

procedure readStemma(stemmafilename) {
    local stemma = newstructure(V,"stemma")
    /* ... reading the stemma data ... */
    return modelexpand(T,stemma)[1] , #nodes , #edges
}

```

4 Minimum common supergraphs of partially labelled trees

Phylogenetic trees, extensively surveyed by Felsenstein (2004), are the traditional tool for representing the evolution of a given set of species. However, there exist situations in which a tree representation is inadequate. One reason is the presence of evolutionary events that cannot be displayed by a tree: genes may be duplicated, transferred or lost, and recombination events (i.e., the breaking of a DNA strand followed by its reinsertion into a different DNA molecule) as well as hybridisation events (i.e., the combination of genetic material from several species) are known to occur. A second reason is that even when evolution is indeed tree-like, there are cases in which a relatively large number of tree topologies are “equally good” according to the chosen criterion, and that not enough information is available to discriminate between those trees. One solution that has been proposed to address the latter issue is the use of *consensus trees*, where the idea is to find a tree that represents a compromise between the given topologies. Another approach, the focus of this section, consists in building a network that is compatible with all topologies of interest. A somewhat loose description of the variant we are interested in, which will be stated in a more formal way below, is to find the smallest graph that contains a given set of evolutionary trees. For more information about *phylogenetic networks*, see the recent book by Huson et al. (2010) and the online, up-to-date annotated bibliography maintained by Gambette (2010).

4.1 The problem

The studied problem is about the evolution of a fixed set of m species. The input is a set of phylogenetic trees, each tree showing a plausible relationship between the m species. All trees have n ($> m$) nodes, m of them are labeled with the name of the species (typically, in the leaves, but also internal nodes can be labeled). Given $n - m$ extra names, the labeling of each tree can be extended into a full labeling. Now, we can consider the union of these full labelings: a network with m labeled nodes and edges which are induced by the bijections between the fully labeled trees and the network. Obviously, the number of edges of the network depends on the chosen full labelings of the trees. The task is to find a network with a minimum

number of edges. Below, we formulate the problem as a slightly more general graph problem where we do not fix the size of the initial labeling.

Definition 2 (Common supergraph of partially labeled n -graphs)

Given is a set N of n names and a set of graphs $\{G_1, G_2, \dots, G_t\}$ where each graph $G_i = (V, E_i, \mathcal{L}_i)$ has n vertices (the set V), edges connecting pairs of vertices (the set E_i) and where some of the vertices are labeled by names (an injective partial function $\mathcal{L}_i : V \rightarrow N$). A graph (N, EN) is a *common supergraph* of $\{G_1, G_2, \dots, G_t\}$ if there exists, for each i , a bijection $\mathcal{L}'_i : V \rightarrow N$ that extends \mathcal{L}_i and such that $\{v, w\} \in EN$ iff there exists an i such that $\{v', w'\} \in E_i$ and $\{v, w\} = \{(\mathcal{L}'_i(v'), \mathcal{L}'_i(w'))\}$.

A common supergraph (N, EN) is a *minimum common supergraph* if no other common supergraph (N, EN') exists for which $|EN'| < |EN|$.

Note that every labeling function \mathcal{L}'_i induces an injection $E_i \rightarrow EN$, hence the name common supergraph. Figure 6 shows two partially labeled 7-graphs, along with two of their common supergraphs. G_2 is not a minimum common supergraph since it has more edges than G_1 ; G_1 is a minimum common supergraph since T_1 and T_2 are not isomorphic and G_1 has only one more edge than each of T_1 and T_2 .

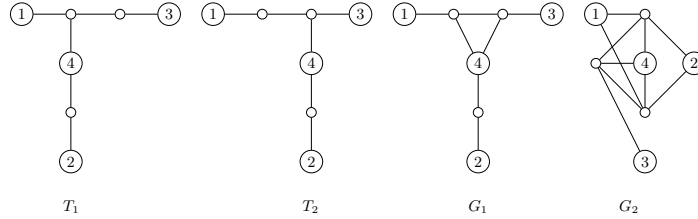


Fig. 6. Two 7-graphs, T_1 and T_2 , and two of their common supergraphs. G_1 is a minimum common supergraph.

Now, we can consider the following decision problem: Given a set of partially labeled n -graphs, can the labelings be completed such that the n -graphs have a common supergraph with at most k edges? Labarre and Verwer (2012) prove that this problem is NP-hard, even if the n -graphs are trees with all leaves labeled.

4.2 An $\text{FO}(\cdot)^{\text{IDP3}}$ solution

Listing 8 shows a simple model inspired by (Labarre and Verwer 2012). It makes use of three types, **tree**, **vertex**, and **name**. The latter two types have the same number of elements in a correct input structure. The structure of the given trees is described by the ternary predicate **edge** (the first argument refers to the tree to which the edge belongs), the structure of the common supergraph (over the names themselves) by the predicate **arc**. The labeling is described by the function **label** from the nodes of the give trees to the names. It is partially given in the input structure and it is completed during model expansion. The constraint in the theory, stating that, for each name **nm** and each tree **t**, there exists *exactly one* node **nd** (denoted ? 1 nd)

such that its label is `nm`, ensures that the labeling is bijective. The `arc` atoms can be defined as the pairs of names induced by the labels on the nodes of an edge of the tree (the definition in the theory). However, as the minimization is on the number of `arc` atoms in a model, some care is required. One should ensure either that `arc` is a symmetric relation or that there is at most one `arc` atom for each pair of names. The latter approach is taken as it gives a somewhat smaller grounding. It is achieved by exploiting the total order which exists over each domain (the tests `label(t,x) < label(t,y)`).

Listing 8. Modelling CS-PLT in $\text{FO}(\cdot)^{\text{IDP3}}$.

```
vocabulary CsPltVoc {
  type tree
  type vertex
  type name // Isomorphic to vertex
  edge(tree,node,node) // trees, given in input structure
  arc(name,name) // the induced network
  label(tree,node): name // the labeling,
                        // partially given in the input structure
}
theory CsPltTheory : CsPltVoc {
  { // induced network; arc is anti-symmetric
    ! t x y : arc(label(t,x),label(t,y)) <- edge(t,x,y) &
                                              label(t,x) < label(t,y).
    ! t x y : arc(label(t,x),label(t,y)) <- edge(t,y,x) &
                                              label(t,x) < label(t,y).
  }
  ! t nm : ?1 nd : label(t,nd) = nm. // label is bijective
}
term SizeOfSupergraph : CsPltVoc { #{ x y : arc(x,y) } }
procedure main() {
  print(minimize(CsPltTheory,CsPltStructure,SizeOfSupergraph)[1])
}
```

The rules of the `arc` definition in this solution each have two occurrences of the terms `label(t,x)` and `label(t,y)`. The current grounder naively associates a distinct symbol with each occurrence, which boils down to grounding a clause of the following form:

Listing 9. One of the `arc` rules after initial processing by the grounder.

```
! t x y lx1 lx2 ly1 ly2 : arc(lx1,ly1) <- lx1=label(t,x) &
  ly1=label(t,y) & lx2=label(t,x) & ly2=label(t,y) &
  edge(t,x,y) & lx2 < ly2.
```

This approach creates extra variables and very large groundings. To avoid this behavior, one can rewrite the definition as:

Listing 10. Better performing definition of `arc`.

```
{ // induced network
! t x y lx ly : arc(lx,ly) <- lx=label(t,x) & ly=label(t,y) &
  edge(t,x,y) & lx < ly.
```

```
! t x y lx ly : arc(lx,ly) <- lx=label(t,x) & ly=label(t,y) &
                                edge(t,y,x) & lx < ly .
}
```

While the formulation is less elegant, the effect on the size of the grounding and the solving time is dramatic; e.g., the grounding is reduced from 620798 to 6024 propositional clauses and the solving time from 144s to 8s on a problem with 5 trees of 8 vertices and 4 initial labels.

One can explore several other variations. As mentioned above, one could use a symmetric `arc` relation. Also, as the `arc` definition is free of recursion, one could replace it with the two implications of the completion. Then, exploiting the minimization on the number of `arc` atoms, one could drop the only-if part of the completion. The effect on solving time of all these variations is rather marginal.

4.3 An approximate solution

The solving time is exponential in the number of nodes and, if several trees are involved, the program becomes impractical on real-world problems, even if the best solution found so far is returned when some time budget is exceeded. However, the versatility of the IDP system allowed us to experiment with various strategies for greedily searching an approximate solution. This led to the following quite natural solution that performed very well, with respect to both running time and quality of the solution.

1. Find a minimum common supergraph (MCS) for every pair of trees.
2. Pick an MCS with minimum size (say G) and remove the two trees that are the input for G .
3. Find an MCS between G and every remaining tree.
4. Replace G ⁶ by an MCS with minimum size, remove the tree that is the input for this MCS and go back to step 3 if any tree remains.

Steps 1 and 3 of this simple procedure are performed by IDP 3 using a model very similar to that of Listing 8 (see (Labarre and Verwer 2012) for the actual model)⁷. This greedy approach works very well. Indeed, for large instances and a fixed time budget, the exact method runs out of time and returns a suboptimal solution while the greedy method completes and returns a solution that, although suboptimal, is typically much smaller. Table 2 shows some experimental results on randomly generated data with various parameters. A timeout was set to 2000s⁸ and average number of edges were recorded over four runs for each instance for both the exact and the greedy method.

⁶ This way, the MCS is assembled by each time incorporating one additional original tree.

⁷ The whole method can be implemented as an IDP3 procedure; however, the scripts had been implemented before the Lua interface was available.

⁸ Using an Intel^R CoreTM i7 CPU 870 at 2.93GHz with 8GB of RAM running Ubuntu; default settings for IDP3.

#trees	#nodes	#initial labels	exact # edges	greedy # edges
5	55	5	130	131.25
5	60	10	128	132.75
5	75	25	207.75 *	184.75
10	55	5	183.75 *	154.50
10	60	10	177.75 *	154.75
10	75	25	270.00 *	269.25
20	55	5	241.50 *	171.75
20	60	10	232.00 *	152.25
20	75	25	346.25 *	279.00

Table 2. Randomly generated instances of the minimum common subgraph problem solved with a time bound of 2000s. Sizes of MCS (average over four runs) for exact and greedy approach. *: approximate solution due to time out.

5 Learning deterministic finite state automata

A third task is about learning a *deterministic finite state automaton* (DFA). The goal is to find a (non-unique) smallest DFA that is consistent with a given set of positive and negative examples. It is one of the best studied problems in grammatical inference (de la Higuera 2005), has many application areas, and is known to be NP-complete (Gold 1978). Interestingly, one of the first algorithms proposed to solve this problem was based on a translation to constraint programming (Biermann and Feldman 1972). Much later, translations of this problem to graph coloring (Coste and Nicolas 1997; Costa Florêncio and Verwer 2012) and satisfiability (Grinchtein et al. 2006; Heule and Verwer 2010) were proposed. Although the DFA learning problem is typically tackled using greedy approaches (de la Higuera 2005), Heule and Verwer (2012) recently won the 2010 Stamina DFA learning competition (Stamina 2010) by an improved translation to a SAT problem and running an off-the-shelf SAT solver. Here we explore to what extent an $\text{FO}(\cdot)^{\text{IDP3}}$ formalization can compete with this competition winner.

5.1 The problem

A *deterministic finite state automaton* (DFA) is a directed graph consisting of a set of *states* Q (nodes) and labeled *transitions* T (directed edges). The root is the start state and any state is either an *accepting* or a *rejecting* state. In each state, there is exactly one transition for each symbol. A DFA defines a language, the set of strings it accepts. It can be used to *generate* or *verify* sequences of symbols (strings) using a process called *DFA computation*. When verifying strings, the symbols of the input string determine a path through the graph. When the final state is an accepting state, the string is accepted, otherwise it is rejected.

Given a pair of finite sets of positive example strings S^+ and negative example strings S^- , (the *input sample*), the goal of *DFA identification* (or *learning*) is to find a (non-unique) *smallest* DFA A that is *consistent* with $S = \{S^+, S^-\}$, i.e., every string in S^+ is accepted, and every string in S^- is rejected by A . Typically, the size of a DFA is measured by $|Q|$, the number of states it contains.

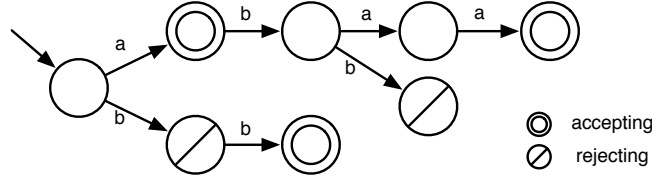


Fig. 7. An augmented prefix tree acceptor (APTA) for $S = (S^+ = \{a, abaa, bb\}, S^- = \{abb, b\})$. The start state (annotated with incoming arrow) is the root of the APTA.

Most DFA learning algorithms are based on the method of state-merging. This method first constructs a tree-shaped automaton called the *augmented prefix tree acceptor* (APTA). As can be seen in Figure 7, the APTA accepts the positive examples and rejects the negative ones. Other strings either end up in a non-final state or cannot be processed due to a missing transition. The APTA automaton can be *completed* to obtain a DFA with the same number of states by (arbitrarily) labeling the non-final states and adding the missing transitions. When all non-final states are labeled as reject and all extra transitions target a reject state with no path to an accepting state, this DFA accepts only the positive examples.

A smaller DFA, accepting more strings, can be constructed by state-merging on the APTA. Merging states under the constraints that the automaton remains deterministic (at most one transition/label in each state) and that accepting and rejecting states cannot be merged preserves consistency with the input sample. State-merging increases the number of strings accepted by the automaton, and hence generalizes the language accepted by the DFA that completes the automaton.

States of the final automaton are thus equivalence classes of states of the APTA. Calling the states of the final automaton colors, the problem becomes that of finding a coloring of the states of the APTA that is consistent with the input sample. Following (Coste and Nicolas 1997), Heule and Verwer (2010) take this approach. They formulate constraints expressing which pairs of states are incompatible, and abstract the problem as a graph. The nodes of this graph are the states of the APTA and the edges are the incompatible pairs. The decision problem whether there exists an automaton with k states becomes a graph coloring problem for k colors. They use a clever SAT encoding to solve this decision problem and embed it in a workflow to solve the minimization problem. For really large problems, the SAT formulation becomes too big (hundreds of colors, resulting in over 100 million clauses) to be handled by a SAT solver (Heule and Verwer 2010). To reduce the problem size, they used a greedy heuristic procedural method based on state-merging. Every merge performed by this method reduces the size of the APTA and therefore also the size of the encoding. In addition, this preprocessing identifies a clique of pairwise incompatible states in the APTA. For states in this clique, the colors can be fixed in advance. The effect is to break the symmetries between these colors and thus to further reduce the size of the problem. The preprocessing also deduces that certain state/color combinations cannot result in a solution. A

preprocessed problem instance is then extended with a set of SAT clauses and is the input for the SAT solver. The SAT clauses express the constraints of the problem and are generated from the instance.

5.2 An $\text{FO}(\cdot)^{\text{IDP3}}$ solution

Our goal is not to set up the complete workflow described above, but to compare the performance of the native SAT encoding of Heule and Verwer (2010; Heule and Verwer (2012) with the performance of an $\text{FO}(\cdot)^{\text{IDP3}}$ model on the same problem instances as obtained after the preprocessing. Our $\text{FO}(\cdot)^{\text{IDP3}}$ model for solving a single instance is shown in Listing 11.

Listing 11. Modelling DFA in $\text{FO}(\cdot)^{\text{IDP3}}$.

```
vocabulary dfaVoc {
  type state // states used in APTA
  type label // symbols triggering transitions
  type color // available states for resulting automaton
  partial trans(state,label): state // transitions of APTA
  acc(state) // accepting states of APTA
  rej(state) // rejecting states of APTA
  colorOf(state): color // fixed in input for colors in clique
  // the resulting automaton:
  partial colorTrans(color,label): color // transitions of DFA
  accColor(color) // accepting states
}
theory dfaTheory : dfaVoc {
  ! x : acc(x) => accColor(colorOf(x)).
  ! x : rej(x) => ~accColor(colorOf(x)).
  // trans induces colorTrans:
  ! x l z: trans(x,l)=z =>
    ! i j : colorOf(x)=i & colorOf(z)=j => colorTrans(i,l)=j.
}
procedure main() {
  print(modelexpand(dfaTheory,instance)[1])
}
```

The types **state**, **label**, the function **trans**, and the predicates **acc** and **rej** describe the given input samples (and hence the APTA). Note that **trans** is partial as it is only defined for the transitions present in the input sample. The states of the resulting automaton are elements of the type **color**. Its transitions are described by the function **colorTrans**. This function is also declared as a partial function. To obtain a complete DFA, the function **colorTrans** has to be extended with the missing transitions. Which one is assigned does not matter as it does not affect the processing of the strings in the input sample (though it has an effect on the language that is accepted). The function **colorOf** maps the states of the APTA on the states (colors) of the DFA; the predicate **accColor** describes the accepting states of the resulting automaton.

The theory expresses two constraints on **accColor**: accepting states of the APTA must and rejecting states cannot be mapped to an accepting state of the DFA.

A third constraint states that each transition in the APTA induces a transition (between colors) in the DFA.

The input structure, which is omitted, not only completely defines the types `color`, `state` and `label` but also the APTA. That implies that the IDP3 grounder has complete knowledge about the relations `accept` and `reject` and the function `trans`. Hence, for example, the grounder only grounds the formula `colorTrans(colorOf(x),l)=colorOf(z)` for tuples (x,l,z) for which `trans(x,l)=z` is true in the input structure. Further, the input structure also contains the partial information about `colorOf` and `colorTrans` that has been derived by the preprocessing.

The `main` procedure assumes that the input structure is named `instance`; it calls the solver to search for a model and prints it.

The above model is a very natural formulation of the problem and corresponds quite closely to a “decompilation” of the SAT clauses expressing the constraints of the problem (Table 1 in both (Heule and Verwer 2010; Heule and Verwer 2012)). The most noticeable difference is in a redundant constraint which can be decompiled into:

Listing 12. Redundant constraint

```
!v l w: trans(w,l)=v =>
           !j: colorTrans(colorOf(w),l)=j => colorOf(v)=j.
```

This formula can be derived from the last formula in our theory together with the fact that `colorOf` is a total function.

In $\text{FO}(\cdot)^{\text{IDP3}}$ it is very straightforward to extend the model with a term counting the number of colors used and to minimize that number. This makes our $\text{FO}(\cdot)^{\text{IDP3}}$ method very similar to the optimization method used by Heule and Verwer (2010; Heule and Verwer (2012)). IDP, however, has several advantages over an encoding constructed by hand. For instance, variants of the model such as minimizing the number of transitions in the DFA instead of the number of states are very straightforward to obtain, but would require a major reengineering of the SAT encoding. This has practical value as different application domains of DFA prefer different optimization criteria. Furthermore, it is much easier to introduce bugs in handmade encodings than in the few lines of IDP code. In fact, by analyzing and comparing the results of IDP and the handmade encoding, we discovered some subtle bugs in the handmade translation that caused an incorrect answer in rare occasions.

5.3 Experiments

We compared performance of our model with that of the SAT encoding (DFASAT) for 100 tough problems (the DFA is restricted to have only 5 states on top of those in the initial clique) from the 2010 Stamina DFA learning competition (Stamina 2010)⁹.

⁹ Using an Intel^R CoreTM i5-2500 CPU at 3.30GHz with 7.7 GB of RAM Running Ubuntu. Memory use was limited to 4GB, time to 5000 seconds. IDP3 was ran with standard options.

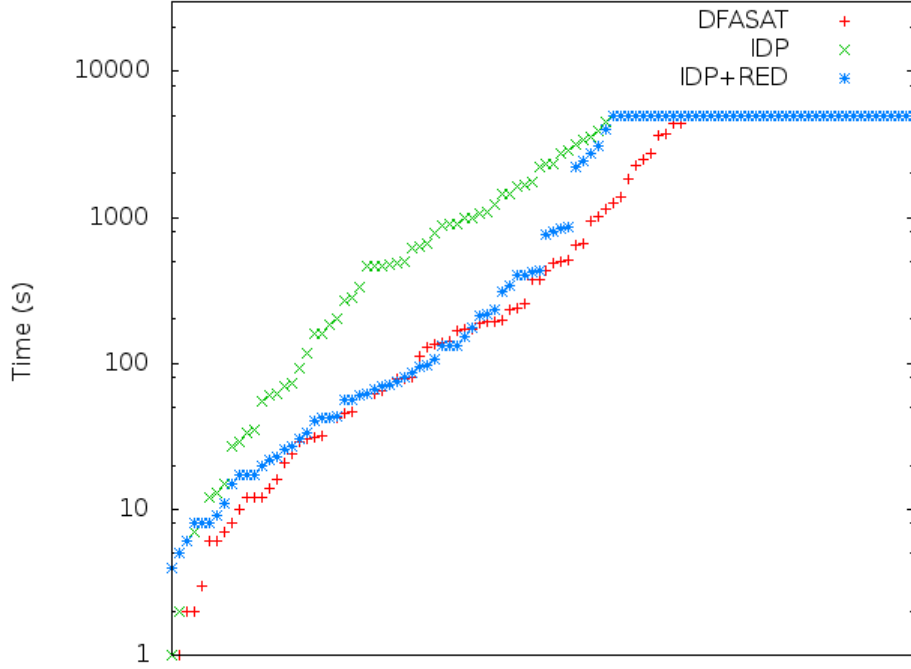


Fig. 8. Solving time for the SAT encoding (DFASAT), for the $\text{FO}(\cdot)^{\text{IDP3}}$ model of Listing 11 (IDP) and for that model extended with the redundant constraint of Listing 12 (IDP+RED). Times are monotonically increasing, so the order of problem instances is different for each system. Timeout is set at 5000s. 69 problems are solved by DFASAT, 59 by IDP and IDP+RED.

Figure 8 compares the solving time of DFASAT with that of two $\text{FO}(\cdot)^{\text{IDP3}}$ models. The first one is as shown in Listing 11 (IDP); the second one extends the model with the redundant constraint of Listing 12 (IDP+RED). One can observe that the redundant constraint improves the performance of the IDP3 system and that the performance comes quite close to that of DFASAT. Still, DFASAT can solve more problems than IDP+RED (69 vs. 59). We also have to add that the dedicated preprocessing that generates the SAT instances requires on average 5 seconds while the grounding takes substantially more time. For the IDP version, it is on average 124s; for ID+RED, the average is 168s. The results reported here are substantially better than those reported in (Blockeel et al. 2012). By analyzing these earlier results, we unraveled that the large performance gap was due to our grounding being three times that of the SAT encoding. This was caused by the introduction of unneeded auxiliary predicates (so called Tseitin) during the grounding. The problem was repaired in a new version of the grounder. As mentioned before, our detailed analysis also revealed subtle bugs in the dedicated preprocessing which generates the SAT encodings for DFASAT. Thus, using an IDP implementation of a hard

problem such as DFA learning and comparing it to a fast competition winning SAT translation was not only useful for improving IDP, but also for improving the competition winner.

It is very encouraging to observe that the performance of a tiny *and* comprehensible predicate logic model comes very close to that of an ingeniously-tuned SAT-encoding that is a key component of a competition winner.

6 Conclusion

In this paper, we presented the IDP3 system from a user’s perspective. We introduced the various components of an $\text{FO}(\cdot)^{\text{IDP3}}$ model and illustrated their use in a model for the shortest path problem. We also showed models for some problems encountered by researchers in data mining and machine learning. In a first problem from stemmatology, $\text{FO}(\cdot)^{\text{IDP3}}$ models proved to be of invaluable help for researchers trying to cope with stemma that go beyond tree structures (Andrews et al. 2012). We obtained a model that not only correctly handles arbitrary directed acyclic graphs, but also achieved better performance than the original (incomplete) procedural code. In the second problem, about phylogenetic trees, $\text{FO}(\cdot)^{\text{IDP3}}$ models helped researchers to explore approximate solutions for an NP-hard problem (Labarre and Verwer 2012). The third problem we modeled is the classical problem of learning a deterministic finite state automaton. We compared an $\text{FO}(\cdot)^{\text{IDP3}}$ model with a state of the art SAT encoding of the problem. Here we found that the performance of an IDP3 solution comes pretty close to that of a highly tuned SAT encoding. These applications illustrate that $\text{FO}(\cdot)^{\text{IDP3}}$ models are a valuable alternative for dedicated procedural code when novel data needs to be analyzed and explored. Interestingly, in both problems where we compared with an existing solution (stemmatology and DFA learning), we uncovered some bugs in those solutions. It is fair to add that we also uncovered some cases where the grounder of the IDP3 system performed a suboptimal job. In the minimum common supergraph application we found it deals poorly with multiple occurrences of the same term in a formula; in the DFA application we found that it introduced unneeded auxiliary symbols. While the latter problem has already been solved, the former is, at the time of writing, still on the todo list of the implementation team.

Our work is a further indication that the IDP3 system is coming of age. It was already known from the ASP-competitions that it compares pretty well with ASP systems in terms of performance (Denecker et al. 2009; Calimeri et al. 2011). In contrast to ASP, which relies on the stable semantics (Gelfond and Lifschitz 1988), it is based on first-order logic. The informal semantics of FO’s connectives and of the novel language constructs is clear and easy to understand. This probably makes it easier for newcomers to start modeling. The core of an $\text{FO}(\cdot)^{\text{IDP3}}$ model consists on the one hand of formulas in first-order logic, which act as constraints, and on the other hand of definitions, which are close to the rules of traditional logic programs. Given interpretations for open predicates (the predicates that are not defined in the theory), the definitions determine a unique model through the well-founded semantics (Van Gelder et al. 1991). The search results in an interpretation of the open

predicates and hence a model of the theory that is consistent with the constraints. What distinguishes $\text{FO}(\cdot)$ from traditional logic programming is the use of non-Herbrand interpretations and correspondingly, the lack of constructor functions. This often leads to a simpler data representation and gives rise to elegant model formulations. On the other hand, there are cases where the rich data structures that arise in Herbrand interpretations (compound terms, lists, trees, ...) are useful too and these currently cannot easily be modeled in IDP3. Another distinction is that the IDP framework offers other forms of inference, most notably model expansion and model minimization. A feature of the IDP3 system is the integration of procedures in $\text{FO}(\cdot)^{\text{IDP3}}$ models (De Pooter et al. 2011) and the clean separation between declarative and procedural components. As we illustrated in the stemmatology application, this allows a user to develop a whole workflow in an $\text{FO}(\cdot)^{\text{IDP3}}$ model.

Our work on applications taught us also a few things about good models. In all problems we solved in this paper, a class of objects is separated in equivalence classes. (In the shortest path problem there is the class of edges participating in the path, and the class of other edges). It is tempting to represent these equivalence classes by the transitive closure of some relation. However, the transitive closure of a binary relation is expensive. It gives rise to large groundings and this, together with the cost of checking for unfounded sets, results in poor performance. Binary transitive closures arise naturally during modeling but they are better avoided in the IDP3 system. In the shortest path problem our first solution had a binary transitive **reaches** relation. It required some creative tinkering and awareness that binary transitive closures are harmful to make the switch to the solution we presented. Replacing it with the unary **reachable** relation had a major impact on efficiency. Also our first solution to the stemmatology problem had a transitive closure. Here, transitive closure could be avoided altogether. It was a major step forward in efficiency to replace it by a coloring function for the nodes in the stemma graph. The other two problems also use functions (**label** and **colorOf** respectively) whose range defines membership in an equivalence class.

The preference of a unary transitive relation over a binary one is an illustration of another general principle: less variables is better in rules and constraints. One should try to break up complex rules and constraints in simpler ones requiring less variables and explore whether one can do with predicates and functions having less arguments. Another important point is that one should not be satisfied with a first correct model. Often, major improvements are possible, as we illustrated in several of our applications.

The IDP3 system is still evolving and further improvements are on the way. A lot of ongoing work aims at making the performance less dependent on clever modeling. One feature where more work is ongoing is symmetry breaking. Predicate level symmetry detection and dynamic symmetry breaking (during search) automatically exploit symmetries present in the problem (Devriendt et al. 2012) (symmetry is present in the DFA problem: permuting the colors gives another solution; however it was broken in an ad-hoc way in the SAT encoding and hence also in the input structure of our instances). Another forthcoming feature is to avoid

complete propositionalisation during grounding. On one hand by keeping function terms in the grounding, on the other hand through lazy, demand driven grounding during search (De Cat et al. 2012).

Acknowledgements

Caroline Macé and Tara Andrews introduced some of the authors to stemmatology and provided the data sets; Tara also explained the working of the procedural code.

This work was supported by Research Foundation - Flanders (FWO-Vlaanderen) and by the Research Council of KU Leuven (GOA/08/008 and GOA 13/010).

References

- ANDREWS, T., BLOCKEEL, H., BOGAERTS, B., BRUYNOOGHE, M., DENECKER, M., DE POOTER, S., MACÉ, C., AND RAMON, J. 2012. Analyzing manuscript traditions using constraint-based data mining. In *CCombining COnstraint solving with MIning and LEarning (CoCoMile)*.
- ANDREWS, T. AND MACÉ, C. 2012. Beyond the tree of texts: Graph methods for stemmatic analysis. *Submitted*.
- BARET, P., MACÉ, C., ROBINSON, P., PEERSMAN, C., MAZZA, R., NORET, J., WATTEL, E., M., V. M., P., R., LANTIN, A., CANETTIERI, P., LORETO, V., WINDRAM, H., SPENCER, M., HOWE, C., ALBU, M., AND DRESS, A. 2006. Testing methods on an artificially created textual tradition. In *The evolution of texts: Confronting stemmatological and genetical methods*. Istituti editoriali e poligrafici internazionali, Pisa, 255–283.
- BIERMANN, A. W. AND FELDMAN, J. A. 1972. On the synthesis of finite-state machines from samples of their behavior. *IEEE Trans. Comput.* 21, 6 (June), 592–597.
- BLOCKEEL, H., BOGAERTS, B., BRUYNOOGHE, M., DE CAT, B., DE POOTER, S., DENECKER, M., LABARRE, A., RAMON, J., AND VERWER, S. 2012. Modeling machine learning and data mining problems with FO(\cdot). See Dovier and Costa (2012), 14–25.
- BREWKA, G., EITER, T., AND TRUSZCZYŃSKI, M. 2011. Answer set programming at a glance. *CACM* 54, 12, 92–103.
- CALIMERI, F., IANNI, G., RICCA, F., ALVIANO, M., BRIA, A., CATALANO, G., COZZA, S., FABER, W., FEBBRARO, O., LEONE, N., MANNA, M., MARTELLO, A., PANETTA, C., PERRI, S., REALE, K., SANTORO, M. C., SIRIANNI, M., TERRACINA, G., AND VELTRI, P. 2011. The third answer set programming system competition: Preliminary report of the system competition track. In *Proceedings of the International Conference on Logic Programming and Nonmonotonic Reasoning (LPNMR)*. Springer, 388–403.
- COSTA FLORÊNCIO, C. AND VERWER, S. 2012. Regular inference as vertex coloring. In *Algorithmic Learning Theory*, N. Bshouty, G. Stoltz, N. Vayatis, and T. Zeugmann, Eds. Lecture Notes in Computer Science, vol. 7568. Springer Berlin Heidelberg, 81–95.
- COSTE, F. AND NICOLAS, J. 1997. Regular inference as a graph coloring problem. In *ICML Workshop on Grammatical Inference, Automata Induction, and Language Acquisition*.
- DE CAT, B., DENECKER, M., AND STUCKEY, P. 2012. Lazy model expansion by incremental grounding. See Dovier and Costa (2012), 201–211.
- DE LA HIGUERA, C. 2005. A bibliographical study of grammatical inference. *Pattern Recognition* 38, 9, 1332–1348.
- DE POOTER, S., WITTOCX, J., AND DENECKER, M. 2011. A prototype of a knowledge-based programming environment. In *International Conference on Applications of Declarative Programming and Knowledge Management*.

- DENECKER, M., LIERLER, Y., TRUSZCZYŃSKI, M., AND VENNEKENS, J. 2012. A tarskian informal semantics for asp. In *Technical Communications of the 28th International Conference on Logic Programming*.
- DENECKER, M. AND TERNOVSKA, E. 2008. A logic of nonmonotone inductive definitions. *ACM Transactions on Computational Logic (TOCL)* 9, 2 (Apr.), 14:1–14:52.
- DENECKER, M., VENNEKENS, J., BOND, S., GEBSER, M., AND TRUSZCZYŃSKI, M. 2009. The second Answer Set Programming competition. In *LPNMR*, E. Erdem, F. Lin, and T. Schaub, Eds. LNCS, vol. 5753. Springer, 637–654.
- DEVRIENDT, J., BOGAERTS, B., MEARS, C., CAT, B. D., AND DENECKER, M. 2012. Symmetry propagation: Improved dynamic symmetry breaking in SAT. In *Proceedings of the 24th IEEE International Conference on Tools with Artificial Intelligence, ICTAI'12*.
- DOVIER, A. AND COSTA, V. S., Eds. 2012. *Technical Communications of the 28th International Conference on Logic Programming, ICLP 2012, September 4-8, 2012, Budapest, Hungary*. LIPIcs, vol. 17. Schloss Dagstuhl - Leibniz-Zentrum fuer Informatik.
- EÉN, N. AND SÖRENSSON, N. 2003. An extensible SAT-solver. In *SAT*, E. Giunchiglia and A. Tacchella, Eds. LNCS, vol. 2919. Springer, 502–518.
- ERDEM, E. 2011. Applications of answer set programming in phylogenetic systematics. In *Logic Programming, Knowledge Representation, and Nonmonotonic Reasoning - Essays Dedicated to Michael Gelfond on the Occasion of His 65th Birthday*. Lecture Notes in Computer Science, vol. 6565. 415–431.
- FELSENSTEIN, J. 2004. *Inferring Phylogenies*. Sinauer Associates, Sunderland, MA.
- FRISCH, A. M., HARVEY, W., JEFFERSON, C., HERNÁNDEZ, B. M., AND MIGUEL, I. 2008. ESSENCE: a constraint language for specifying combinatorial problems. *Constraints* 13, 3, 268–306.
- GAMBETTE, P. 2010. Who is who in phylogenetic networks: Articles, authors and programs. Published electronically at <http://www.atgc-montpellier.fr/phylnet>.
- GEBSER, M., KAUFMANN, B., NEUMANN, A., AND SCHAUB, T. 2007. *clasp*: A conflict-driven answer set solver. In *LPNMR*, C. Baral, G. Brewka, and J. S. Schlipf, Eds. LNCS, vol. 4483. Springer, 260–265.
- GELFOND, M. AND LIFSCHITZ, V. 1988. The stable model semantics for logic programming. In *ICLP/SLP*, R. A. Kowalski and K. A. Bowen, Eds. MIT Press, 1070–1080.
- GOLD, E. M. 1978. Complexity of automaton identification from given data. *Information and Control* 37, 3, 302–320.
- GRINCHTEIN, O., LEUCKER, M., AND PITERMAN, N. 2006. Inferring network invariants automatically. In *Automated Reasoning*, U. Furbach and N. Shankar, Eds. Lecture Notes in Computer Science, vol. 4130. Springer Berlin Heidelberg, 483–497.
- GUNS, T., NIJSSEN, S., AND RAEDT, L. D. 2011. Itemset mining: A constraint programming perspective. *Artif. Intell.* 175, 12-13, 1951–1983.
- HEULE, M. AND VERWER, S. 2010. Exact DFA identification using SAT solvers. In *Grammatical Inference: Theoretical Results and Applications, ICGI 2010*. 66–79.
- HEULE, M. J. H. AND VERWER, S. 2012. Software model synthesis using satisfiability solvers. *Empir Software Eng*, 32 pages.
- HUSON, D. H., RUPP, R., AND SCORNAVACCA, C. 2010. *Phylogenetic Networks: Concepts, Algorithms and Applications*. Cambridge University Press.
- IERUSALIMSKY, R., DE FIGUEIREDO, L. H., AND CELES, W. 1996. Lua – an extensible extension language. *Software: Practice and Experience* 26, 6, 635–652.
- KOWALSKI, R. A. 1974. Predicate logic as programming language. In *IFIP Congress*. 569–574.

- LABARRE, A. AND VERWER, S. 2012. Merging partially labelled trees: Hardness and an efficient practical solution. *In preparation*.
- LEONE, N., PFEIFER, G., FABER, W., EITER, T., GOTTLÖB, G., PERRI, S., AND SCARCELLO, F. 2002. The DLV system for knowledge representation and reasoning. *ACM Transactions on Computational Logic* 7, 499–562.
- MARIËN, M., WITTOCX, J., DENECKER, M., AND BRUYNOOGHE, M. 2008. SAT(ID): Satisfiability of propositional logic extended with inductive definitions. In *SAT*, H. Kleine Büning and X. Zhao, Eds. LNCS, vol. 4996. Springer, 211–224.
- MARRIOTT, K., NETHERCOTE, N., RAFEH, R., STUCKEY, P. J., DE LA BANDA, M. G., AND WALLACE, M. 2008. The design of the Zinc modelling language. *Constraints* 13, 3, 229–267.
- MILNER, R. 1978. A theory of type polymorphism in programming. *J. Comput. Syst. Sci.* 17, 3, 348–375.
- MITCHELL, D. G. AND TERNOVSKA, E. 2005. A framework for representing and solving NP search problems. In *AAAI*, M. M. Veloso and S. Kambhampati, Eds. AAAI Press / The MIT Press, 430–435.
- NIEUWENHUIS, R., OLIVERAS, A., AND TINELLI, C. 2006. Solving SAT and SAT modulo theories: From an abstract Davis–Putnam–Logemann–Loveland procedure to DPLL(T). *Journal of the ACM* 53, 6, 937–977.
- PELOV, N., DENECKER, M., AND BRUYNOOGHE, M. 2007. Well-founded and stable semantics of logic programs with aggregates. *Theory and Practice of Logic Programming (TPLP)* 7, 3, 301–353.
- ROOS, T. AND HEIKKILÄ, T. 2009. Evaluating methods for computer-assisted stemmatology using artificial benchmark data sets. *Literary and Linguistic Computing* 24, 4, 417–433.
- SCHULTE, C. AND STUCKEY, P. J. 2008. Efficient constraint propagation engines. *ACM Transactions on Programming Languages and Systems* 31, 1.
- Stamina 2010. The StaMinA competition, Learning regular languages with large alphabets. <http://stamina.chefbe.net/>.
- SYRJÄNEN, T. AND NIEMELÄ, I. 2001. The smodels system. In *LPNMR*, T. Eiter, W. Faber, and M. Truszczyński, Eds. LNCS, vol. 2173. Springer, 434–438.
- TIMPANARO, S. 2005. *The Genesis of Lachmann’s Method*. University of Chicago Press. Translated by Most, G.W.
- VAN GELDER, A., ROSS, K. A., AND SCHLIPF, J. S. 1991. The well-founded semantics for general logic programs. *Journal of the ACM* 38, 3, 620–650.
- WITTOCX, J., DENECKER, M., AND BRUYNOOGHE, M. 2013. Constraint propagation for first-order logic and inductive definitions. *ACM Transactions on Computational Logic*. Accepted.
- WITTOCX, J., MARIËN, M., AND DENECKER, M. 2008. The IDP system: a model expansion system for an extension of classical logic. In *LaSh*, M. Denecker, Ed. 153–165.
- WITTOCX, J., MARIËN, M., AND DENECKER, M. 2010. Grounding FO and FO(ID) with bounds. *Journal of Artificial Intelligence Research* 38, 223–269.