

Measurements of b -hadron lifetimes and effective lifetimes at LHCb

Bilas Pal[†], Syracuse University
On behalf of the LHCb collaboration

Abstract

Precision measurements of b -hadron lifetimes are a key goal of the LHCb experiment. In the B_s^0 sector, the measurement of the effective lifetimes for B_s^0 mesons decaying to CP-odd, CP-even and flavor specific final states are essential for constraining the B_s^0 mixing parameters, $\Delta\Gamma_s$, the average width, Γ_s , and the CP-violating phase, ϕ_s . Measurements of b baryon lifetimes are also important to test theoretical models. We present the latest results from LHCb on these topics.

Presented at

DPF 2013
The Meeting of the American Physical Society
Division of Particles and Fields
Santa Cruz, California, August 13–17, 2013

[†]bkpal@syr.edu

1 Introduction

In the free quark model the lifetimes of all b -flavored hadrons are equal, because the decay width is determined by the b quark lifetime. This model is too naïve, since effects of other quarks in the hadron are not taken into account. Early predictions using the heavy quark expansion (HQE), however, supported the idea that b hadron lifetimes were quite similar, due to the absence of correction terms $\mathcal{O}(1/m_b)$ [1–5]. In the case of the ratio of b hadron lifetimes, the corrections of order $\mathcal{O}(1/m_b^2)$ were found to be small, initial estimates of $\mathcal{O}(1/m_b^3)$ [3, 6, 7] effects were also small, thus, differences of only a few percent were expected [2–4]. HQE predicts the ratios of lifetimes of b mesons, which agree the experimental observations well within the experimental and theoretical uncertainties. The low experimental value of the ratio of lifetimes of the Λ_b^0 baryon, $\tau_{\Lambda_b^0}$, to the \bar{B}^0 meson, $\tau_{\bar{B}^0}$, has long been a problem for the theory. This situation has recently been clarified by the LHCb experiment and lends substantial support to HQE theory.

In these proceedings, we present measurements of Γ_s and $\Delta\Gamma_s$ from $B_s^0 \rightarrow J/\psi\phi$ and combined results from $B_s^0 \rightarrow J/\psi\phi$ and $\bar{B}_s^0 \rightarrow J/\psi\pi^+\pi^-$, the effective lifetimes of B_s^0 from the decay channels $B_s^0 \rightarrow K^+K^-$ and $\bar{B}_s^0 \rightarrow J/\psi f_0(980)$ and the lifetime of the Λ_b^0 from the $\Lambda_b^0 \rightarrow J/\psi pK^-$ decay.

2 Measurements of Γ_s and $\Delta\Gamma_s$

The decay $B_s^0 \rightarrow J/\psi\phi$ is the golden decay mode for the measurement of the CP violation phase, ϕ_s . The final state is an admixture of the CP -even and CP -odd eigenstates. Therefore, an angular analysis is required to disentangle statistically between the two final states with two different CP eigenvalue. On the other hand, the decay $B_s^0 \rightarrow J/\psi\pi^+\pi^-$ is shown to be an almost pure CP -odd eigenstate [8], and hence no angular analysis is required. Using 1.0 fb^{-1} of data collected in pp collisions at $\sqrt{s} = 7 \text{ TeV}$ with the LHCb detector, the CP violating phase ϕ_s as well as Γ_s and $\Delta\Gamma_s$ are extracted by performing an unbinned maximum log-likelihood fit to the B_s^0 mass, decay time t , angular distributions and initial flavour tag of the selected $B_s^0 \rightarrow J/\psi\phi$ events. The results obtained from the fits are: $\Gamma_s = 0.663 \pm 0.005 \pm 0.006 \text{ ps}^{-1}$ and $\Delta\Gamma_s = 0.100 \pm 0.016 \pm 0.003 \text{ ps}^{-1}$ [9]. The result of performing a combined fit using both $B_s^0 \rightarrow J/\psi\phi$ and $B_s^0 \rightarrow J/\psi\pi^+\pi^-$ events gives $\Gamma_s = 0.661 \pm 0.004 \pm 0.006 \text{ ps}^{-1}$ and $\Delta\Gamma_s = 0.106 \pm 0.011 \pm 0.007 \text{ ps}^{-1}$ [9]. These are the most precise measurements to date and are in agreement with the Standard Model (SM) predictions [10–13]. Since the mean B_s^0 lifetime defined as $\tau_{B_s} = 1/\Gamma_s$, the measurement of Γ_s can be translated into the measurement of τ_{B_s} and dividing it with the mean B^0 lifetime [14], we obtain the ratio of lifetimes, $\tau_{B_s^0}/\tau_{B^0} = 0.996 \pm 0.006 \pm 0.010$, which agrees the HQE prediction very well [3–5].

3 Measurement of the $B_s^0 \rightarrow K^+K^-$ effective lifetime

A measurement of the effective lifetime of the $B_s^0 \rightarrow K^+K^-$ decay is of considerable interest as it is sensitive to new physical phenomena affecting the B_s^0 mixing phase and entering the decay at loop level. The K^+K^- final state is CP -even and so in the SM the decay is dominated by the light mass eigenstate and the effective lifetime thus is approximately equal to Γ_L^{-1} , with the assumption that the CP violation in this decay is small.

Conventional approaches select B_s^0 meson decay products that are significantly displaced from the primary interaction point. As a consequence, B_s^0 mesons with low decay times are suppressed, introducing a time-dependent acceptance which needs to be taken into account. The key principle of this analysis is that the trigger and event selection do not bias the decay time distribution of the selected $B_s^0 \rightarrow K^+K^-$ candidates other than in a trivial way through a minimum decay time requirement. This has been tested extensively using simulated events at each stage of the selection process to demonstrate that no step introduces a time-dependent acceptance. Using 1.0 fb^{-1} of data recorded in 2011, we measure the effective $B_s^0 \rightarrow K^+K^-$ lifetime using a technique based on neural networks which avoids acceptance effects. Only properties independent of the decay time are used to discriminate between signal and background.

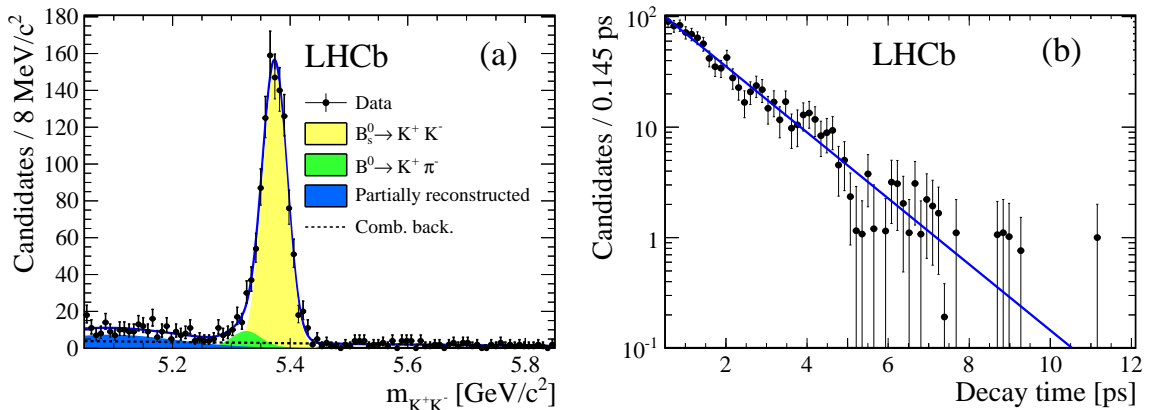


Figure 1: (a) Invariant mass spectrum for all selected $B_s^0 \rightarrow K^+K^-$ candidates. (b) Decay time distribution of $B_s^0 \rightarrow K^+K^-$ signal extracted using sWeights and the fitted exponential function.

The effective $B_s^0 \rightarrow K^+K^-$ lifetime is evaluated using an unbinned maximum log-likelihood fit to the B_s^0 decay time distribution. A fit to the invariant mass spectrum is performed to determine the sWeights [16] that are used to isolate the $B_s^0 \rightarrow K^+K^-$ decay time distribution from the residual background. Since there is no acceptance bias to correct for, the lifetime is determined using a fit of the convolution of an exponential and Gaussian function to account for the resolution of the detector. The resolution is determined from the simulation. Both the fit to the invariant mass spectrum and decay time distribution are shown in Fig. 1. The effective $B_s^0 \rightarrow J/\psi K^+K^-$ lifetime is found to be $\tau_{KK} = 1.455 \pm 0.046 \pm 0.006 \text{ ps}$ [15] in good agreement with the SM prediction

of 1.40 ± 0.02 ps [17]. The main systematic contribution is coming from the bias in the lifetime, found after the reconstruction of the tracks in the final state, which is determined from simulated events.

4 Measurement of the $\bar{B}_s^0 \rightarrow J/\psi f_0(980)$ effective lifetime

The B_s^0 effective lifetime has been determined also in the channel $\bar{B}_s^0 \rightarrow J/\psi f_0(980)$. The $J/\psi f_0(980)$ final state is CP -odd, and in the absence of CP violation, can be produced only by the decay of the heavy (H), and not by the light (L), \bar{B}_s^0 mass eigenstate. As the measured CP violation in this final state is small [18], a measurement of the effective lifetime, $\tau_{J/\psi f_0(980)}$, can be translated into a measurement of the decay width, Γ_H . Our procedure involves measuring the lifetime with respect to the well measured \bar{B}^0 lifetime, in the decay mode $\bar{B}^0 \rightarrow J/\psi \bar{K}^{*0}(892)$ with $\bar{K}^{*0}(892) \rightarrow K^- \pi^+$. The advantage of this technique is that in the ratio the decay time acceptance introduced by the trigger, reconstruction and selection requirements and the systematic uncertainties largely cancel.

The analysis uses the same selection criteria used to measure ϕ_s in $\bar{B}_s^0 \rightarrow J/\psi \pi^+ \pi^-$ decays [19]. Events are triggered by the $J/\psi \rightarrow \mu^+ \mu^-$ decay and a Boosted Decision Tree (BDT) is used to set the $\bar{B}_s^0 \rightarrow J/\psi \pi^+ \pi^-$ selection requirements. The same trigger and BDT is used to select $\bar{B}^0 \rightarrow J/\psi \bar{K}^{*0}(892)$ events, except for the hadron identification that is applied independently of the BDT. Further selections of ± 90 MeV around the $f_0(980)$ mass and ± 100 MeV around $\bar{K}^{*0}(892)$ mass [14] are applied. The time-integrated fits to the $J/\psi f_0(980)$ and $J/\psi \bar{K}^{*0}(892)$ invariant mass spectra are shown in Fig. 2.

The effective lifetime is measured from the variation of the ratio of the B meson yields in bins of decay time: $R(t) = R(0)e^{-t(1/\tau_{J/\psi f_0(980)} - 1/\tau_{J/\psi \bar{K}^{*0}})} = R(0)e^{-t\Delta_{J/\psi f_0(980)}}$, where the width difference $\Delta_{J/\psi f_0(980)} = 1/\tau_{J/\psi f_0(980)} - 1/\tau_{J/\psi \bar{K}^{*0}}$. The decay time ratio between $\bar{B}_s^0 \rightarrow J/\psi f_0(980)$ and $\bar{B}^0 \rightarrow J/\psi \bar{K}^{*0}(892)$ with the fitted probability density function (PDF) $\Delta_{J/\psi f_0(980)}$ superimposed is shown in Fig. 3. Making use of a binned fit, the reciprocal lifetime difference is determined to be $\Delta_{J/\psi f_0(980)} = -0.070 \pm 0.014$ ps $^{-1}$, where the uncertainty is statistical only. Taking $\tau_{J/\psi \bar{K}^{*0}}$ to be the mean \bar{B}^0 lifetime 1.519 ± 0.007 ps [14], it is possible to determine $\tau_{J/\psi f_0(980)} = 1.700 \pm 0.040 \pm 0.026$ ps [20]. The main systematic contribution is due to non perfect cancellation between the acceptance corrections in the two channels. Interpreting this as the lifetime of the heavy \bar{B}_s^0 meson eigenstate, with an additional source of systematic uncertainty due to possible non-zero value of ϕ_s , we obtain $\Gamma_H = 0.588 \pm 0.014 \pm 0.009$ ps $^{-1}$ [20].

5 Precision measurement of the Λ_b^0 baryon lifetime

The ratio of lifetimes of Λ_b^0 baryon and \bar{B}^0 meson, $\tau_{\Lambda_b^0}/\tau_{\bar{B}^0}$, is determined using a data sample corresponding to 1.0 fb $^{-1}$ of integrated luminosity accumulated by the LHCb experiment in 7 TeV center-of-mass energy pp collisions. The Λ_b^0 baryon is detected in the

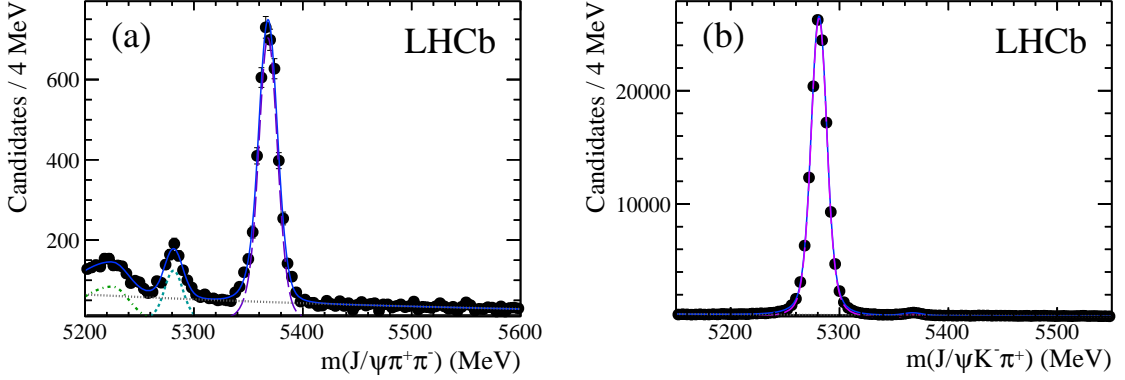


Figure 2: Invariant mass distributions of selected (a) $J/\psi \pi^+ \pi^-$ and (b) $J/\psi K^- \pi^-$ candidates. The solid (blue) curves show the total fits, the long dashed (purple) curves show the respective $\bar{B}_s^0 \rightarrow J/\psi f_0(980)$ and $\bar{B}^0 \rightarrow J/\psi \bar{K}^{*0}(892)$ signals, and the dotted (grey) curve shows the combinatorial background. In (a) the short dashed (light blue) curve shows the $\bar{B}^0 \rightarrow J/\psi \pi^+ \pi^-$ background and the dash dotted (green) curve shows the $\bar{B}^0 \rightarrow J/\psi K^- \pi^+$ reflection. In (b) the short dashed (pink) curve shows the $\bar{B}_s^0 \rightarrow J/\psi K^- \pi^+$ background.

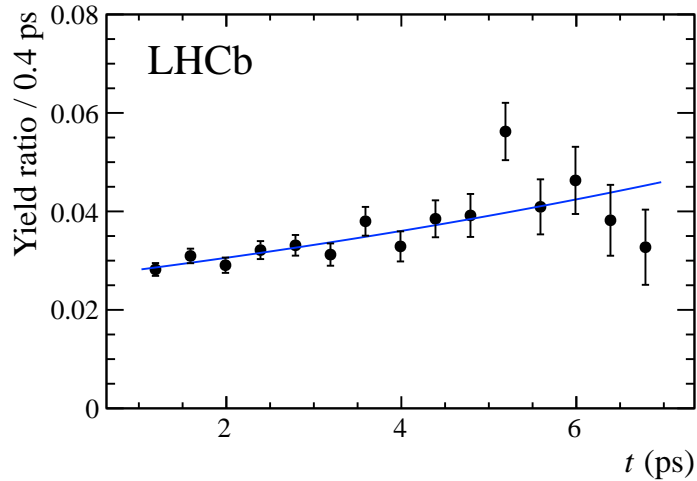


Figure 3: Decay time ratio between $\bar{B}_s^0 \rightarrow J/\psi f_0(980)$ and $\bar{B}^0 \rightarrow J/\psi \bar{K}^{*0}(892)$, and the fit for $\Delta_{J/\psi f_0(980)}$.

$J/\psi p K^-$ decay mode, while the \bar{B}^0 meson is found in $J/\psi \pi^+ K^-$ decays. This Λ_b^0 decay mode has not been observed before.¹ On the other hand, the \bar{B}^0 decay is well known, and we impose the further requirement that the invariant mass of the $\pi^+ K^-$ combination be within ± 100 MeV of the $\bar{K}^{*0}(892)$ mass, in order to simplify the simulation and reduce

¹Measurement of the branching fraction is under study.

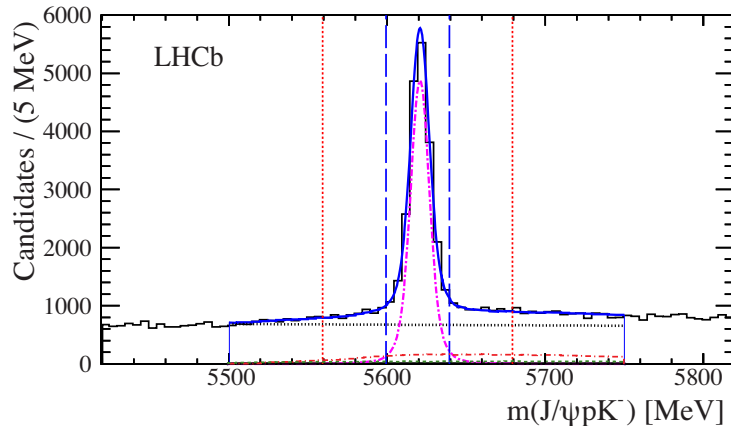


Figure 4: Invariant mass spectrum of $J/\psi p K^-$ combinations. The signal region is between the vertical long dashed (blue) lines. The sideband regions extend from the dotted (red) lines to the edges of the plot. The fit to the data between 5500 and 5750 MeV is also shown by the (blue) solid curve, with the Λ_b^0 signal shown by the dashed-dot (magenta) curve. The (black) dotted line is the combinatorial background and $\bar{B}_s^0 \rightarrow J/\psi K^+ K^-$ and $\bar{B}^0 \rightarrow J/\psi \pi^+ K^-$ reflections are shown with the (red) dashed-dot-dot and (green) dashed shapes, respectively.

systematic uncertainties. These decays have the same decay topology into four charged tracks, thus facilitating the cancellation of uncertainties. The method is similar to that used in the effective lifetime measurement of \bar{B}_s^0 meson in $J/\psi f_0(980)$ final state [20], described above.

The mass distributions of $J/\psi p K^-$ and $J/\psi \pi^+ K^-$ combinations are shown in Fig. 4 and Fig. 5, respectively. The decay time ratio distribution fitted with the PDF of $\Delta_{J/\psi p K^-}$ is shown in Fig. 6. The fitted value of the reciprocal lifetime difference is $\Delta_{J/\psi p K^-} = 16.4 \pm 8.2 \pm 4.4 \text{ ns}^{-1}$ and the ratio of lifetimes, $\tau_{\Lambda_b^0}/\tau_{\bar{B}^0}$, is determined to be $\tau_{\Lambda_b^0}/\tau_{\bar{B}^0} = 0.976 \pm 0.012 \pm 0.006$ [21]. The ratio is equal to within a few percent, as the original advocates of the HQE claimed [3, 5], without any need to find additional corrections. Adding both uncertainties in quadrature, the lifetimes are consistent with being equal at the level of 1.9 standard deviations; thus we do not exclude that the Λ_b^0 baryon has a longer lifetime than the \bar{B}^0 meson. Using the world average measured value for the \bar{B}^0 lifetime [14] we determine $\tau_{\Lambda_b^0} = 1.482 \pm 0.018 \pm 0.012 \text{ ps}$ [21]. The main systematic uncertainty is due to the change of the default fit range 0.6 – 7.0 ps to 1.0 – 7.0 ps.

6 Summary

Using 1.0 fb^{-1} of data collected by the LHCb detector we present world best measurements of B_s^0 mixing parameters, the width difference, $\Delta\Gamma_s$, the average width, Γ_s , B_s^0 effective lifetime and the precision measurement of Λ_b^0 baryon lifetime. They are in good agreement with the corresponding experimental world averages and HQE predictions. It is to be

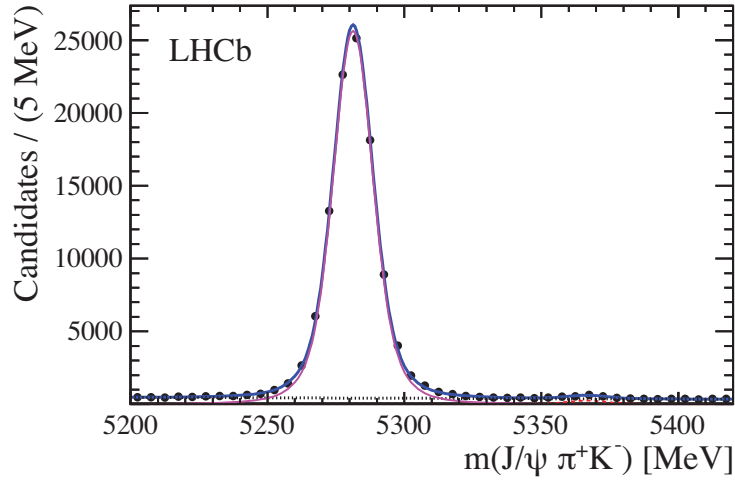


Figure 5: Fit to the invariant mass spectrum of $J/\psi \pi^+ K^-$ combinations with $\pi^+ K^-$ invariant mass within ± 100 MeV of the \bar{K}^{*0} mass. The \bar{B}^0 signal is shown by the (magenta) solid curve, the combinatorial background by the (black) dotted line, the $B_s^0 \rightarrow J/\psi \pi^+ K^-$ signal by the (red) dashed curve, and the total by the (blue) solid curve.

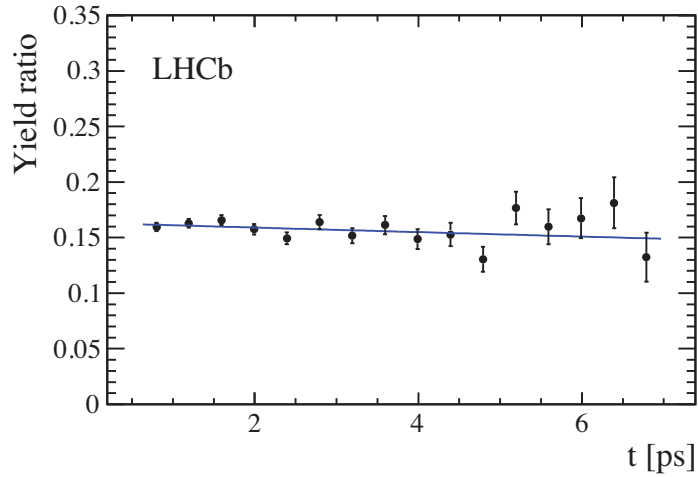


Figure 6: Yield ratio of $\Lambda_b^0 \rightarrow J/\psi p K^-$ to $\bar{B}^0 \rightarrow J/\psi \bar{K}^{*0}(892)$ events fitted as a function of decay time.

noted that all the measurements presented in this proceeding are from about 1/3 the of the current LHCb dataset. We expect significant improvements to these results in the near future as more data are analyzed.

Acknowledgements

The author would like to thank Sheldon Stone, Greig Cowan and Diego Martinez Santos for diligently reviewing and providing valuable feedback to the final manuscript. This work is supported by the U.S. National Science Foundation.

References

- [1] M. A. Shifman and M. B. Voloshin, Sov. Phys. JETP **64**, 698 (1986) [Zh. Eksp. Teor. Fiz. **91**, 1180 (1986)].
- [2] J. L. Rosner, Phys. Lett. B **379**, 267 (1996) [hep-ph/9602265].
- [3] M. Neubert and C. T. Sachrajda, Nucl. Phys. B **483**, 339 (1997) [hep-ph/9603202].
- [4] H. -Y. Cheng, Phys. Rev. D **56**, 2783 (1997) [hep-ph/9704260].
- [5] N. Uraltsev, In *Varenna 1997, Heavy flavour physics* 329-409 [hep-ph/9804275].
- [6] N. G. Uraltsev, Phys. Lett. B **376**, 303 (1996) [hep-ph/9602324].
- [7] M. Di Pierro *et al.* [UKQCD Collaboration], Phys. Lett. B **468**, 143 (1999) [hep-lat/9906031].
- [8] R. Aaij *et al.* [LHCb Collaboration], Phys. Rev. D **86**, 052006 (2012) [arXiv:1204.5643 [hep-ex]].
- [9] R. Aaij *et al.* [LHCb Collaboration], Phys. Rev. D **87**, 112010 (2013) [arXiv:1304.2600 [hep-ex]].
- [10] A. Lenz and U. Nierste, JHEP **0706**, 072 (2007) [hep-ph/0612167].
- [11] A. Badin, F. Gabbiani and A. A. Petrov, Phys. Lett. B **653**, 230 (2007) [arXiv:0707.0294 [hep-ph]].
- [12] A. Lenz and U. Nierste, arXiv:1102.4274 [hep-ph].
- [13] J. Charles, O. Deschamps, S. Descotes-Genon, R. Itoh, H. Lacker, A. Menzel, S. Monteil and V. Niess *et al.*, Phys. Rev. D **84**, 033005 (2011) [arXiv:1106.4041 [hep-ph]].
- [14] J. Beringer *et al.* [Particle Data Group Collaboration], Phys. Rev. D **86**, 010001 (2012).
- [15] R. Aaij *et al.* [LHCb Collaboration], Phys. Lett. B **716**, 393 (2012) [arXiv:1207.5993 [hep-ex]].
- [16] M. Pivk, and F. R. Le Diberder, Nucl. Instrum. Meth. A **555**, 356-369 (2005) [physics/0402083].

- [17] R. Fleischer and R. Knegjens, Eur. Phys. J. C **71**, 1532 (2011) [arXiv:1011.1096 [hep-ph]].
- [18] R. Aaij *et al.* [LHCb Collaboration], Phys. Lett. B **707**, 497 (2012) [arXiv:1112.3056 [hep-ex]].
- [19] R. Aaij *et al.* [LHCb Collaboration], Phys. Lett. B **713**, 378 (2012) [arXiv:1204.5675 [hep-ex]].
- [20] R. Aaij *et al.* [LHCb Collaboration], Phys. Rev. Lett. **109**, 152002 (2012) [arXiv:1207.0878 [hep-ex]].
- [21] R. Aaij *et al.* [LHCb Collaboration], Phys. Rev. Lett. **111**, 102003 (2013) [arXiv:1307.2476 [hep-ex]].