

# Operating the Cloud from Inside Out

Josef Spillner\*, Andrii Chaichenko\*, Andrey Brito†, Francisco Brasileiro†, Alexander Schill\*

\* Faculty of Computer Science  
Technische Universität Dresden  
01062 Dresden, Germany

Email: {josef.spillner,alexander.schill}@tu-dresden.de, andrii.chaichenko@mailbox.tu-dresden.de

† Laboratório de Sistemas Distribuídos  
Universidade Federal de Campina Grande  
CEP 58429-900, Campina Grande - PB, Brazil  
Email: {andrey,fubica}@dsc.ufcg.edu.br

**Abstract**—Virtual machine images and instances (VMs) in cloud computing centres are typically designed as isolation containers for applications, databases and networking functions. In order to build complex distributed applications, multiple virtual machines must be connected, orchestrated and combined with platform and infrastructure services from the hosting environment. There are several reasons why sometimes it is beneficial to introduce a new layer, Cloud-in-a-VM, which acts as a portable management interface to a cluster of VMs. We reason about the benefits and present our Cloud-in-a-VM implementation called Nested Cloud which allows consumers to become light-weight cloud operators on demand and reap multiple advantages, including fully utilised resource allocations. The practical usefulness and the performance of the intermediate cloud stack VM are evaluated in a marketplace scenario.

## I. LIMITATIONS OF PUBLIC CLOUDS

Cloud computing is, for a reason, also called utility computing: all infrastructure, software and data should be available on demand, at the right scale, and for a price which precisely corresponds to the usage pattern [1]. In practice, public cloud providers only offer utility computing at a first approximation. The on-demand or ad-hoc acquisition is limited by manual sign-up processes which involve credit cards and personal data; the vertical scalability is coarse-grained and the horizontal scalability subject to customised applications; and the billing is performed in needlessly large time slots [2]. Furthermore, the management APIs and graphical user interfaces cannot fulfil all potential requirements on a scale between full automation and high user-friendliness.

The intertwined nature of cloud services and corresponding management services contributes heavily to this issue. For multiple reasons, to be detailed later, it would be desirable to introduce an intermediate layer under the control of the user. As opposed to existing cross-cloud management tools and portals [3], it would operate directly within the user's allocation. We envision a Cloud-in-a-VM scenario which, when deployed in a compute cloud, enables the infrastructure service consumer to become a light-weight provider and overcome the mentioned operational limitations through proper provisioning and management tools. The VM which contains the intermediate cloud and which operates subordinate application

VMs would be externally indistinguishable from traditional application VMs.

One evident practical requirement for the envisioned Cloud-in-a-VM approach is the pass-through and thus the availability of hardware virtualisation features on the VM level. The virtualisation extensions of current 64-bit processors (Intel VT-x/VMX, AMD-V/SVM, ARM AVE) have led to sophisticated nested virtualisation support in several hypervisors (KVM 1.0+ on Linux 3.2+, VMware vSphere 5.0+ with VHV switch, Xen 4.2+ experimentally). This means that a hypervisor on the lowest level (L0) can operate a VM (L1) with a hypervisor which can operate an internal VM (L2) [2]. Users of cloud computing stacks (Xen Cloud Platform, OpenStack and others) benefit from the pass-through. The nesting is often limited to specific combinations (e.g. KVM-on-KVM and KVM-on-Xen), but constantly expanding, and somewhat limited in terms of L2 performance, but constantly improving [4]. Other hypervisors (Microsoft Hyper-V, Oracle VirtualBox) don't support nesting, and hence cloud stacks and infrastructure services on top of them (Microsoft Azure) do neither. Even when nesting-capable hypervisors are employed by a cloud provider, nesting may be switched off (e.g. Amazon EC2 on Xen) for technical or business reasons. Our Cloud-in-a-VM approach assumes that nesting is available in the hypervisor which runs the VM instances in a public cloud. In other words, once the pass-through limitation is overcome, all other mentioned limitations can be overcome as well.

## II. BENEFITS OF CLOUD-IN-A-VM

The recent terms *Meta Cloud*, *Nested Cloud*, *Cloud of Clouds* and *Intercloud* all describe sharpening trends towards higher operational control across cloud providers' technical and business boundaries [5], [6]. In particular, nested clouds are known to offer benefits over a flat VM-to-provider deployment model [7]. These benefits encompass a higher degree of utilisation, more convenient deployment of a large number of already interconnected VMs, economic gains through repurposing otherwise idle and already paid-for resources, and unified interaction with consistent provider-independent user interfaces.

- Higher degree of utilisation. Often, VM allocations in the public cloud are subject to coarse-grained scaling and duration. With a Cloud-in-a-VM, these limits can not be overcome, but the allocation can be more efficiently utilised by re-purposing the unused slices.
- Economic gains. In combination with the higher degree of utilisation, re-selling otherwise unused slices grants an income which in some cases may even cumulatively offset the initial purchasing cost. For instance, a large VM instance can be reserved early on for a good price and later in parts be re-sold as subordinate spot instances.
- More convenient deployment. When large numbers of VMs need to be deployed from existing instances, it becomes easier to just migrate (virtualise) their host machines instead of migrating each VM on its own.
- Consistent user interfaces. Instead of having to learn and use a different user interface for each cloud provider, a distributed Cloud-in-a-VM offers a unified management interface with at least a common subset of operational controls such as restart, rescale and snapshot creation.

Nested clouds are typically designed using nested virtualisation to avail oneself of hardware acceleration. This concept is outlined in Fig. 1 using the following example: Two physical hosts which run two and three VMs, respectively, are subject to being virtualised. Instead of allocating five new VMs and their dependencies, the virtualisation is performed at the host level, thus moving the operating system and hypervisor to an application level on the target host which already runs a hypervisor.

However, so far, nested clouds have only been superficially analysed, primarily on the underlying virtualisation level [2], [8]. No implementation of a usable nested cloud is known to the authors, and no insight-delivering measurement results are available. Therefore, it is our aim to introduce *Nested Cloud* as a prototypical representative of a nested Cloud-in-a-VM and evaluate it in the context of a market-driven cloud resource service economy.

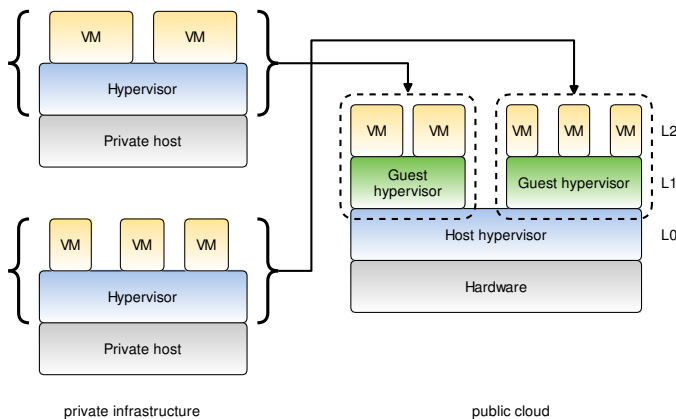


Fig. 1. Principal system topology involving nested virtualisation

### III. NESTED CLOUD, A HIGH-UTILITY CLOUD-IN-A-VM

Nested Cloud is a VM which contains a complete dynamic cloud computing management environment. Its functions include the start and stop of service instances which run as sub VMs as well as their (re-)configuration in terms of variable numbers of CPU cores, CPU priorities, amount of RAM, available disk space and network adapters. The Nested Cloud VM is to be deployed into a cloud provider's IaaS service following the same procedure as for application VMs.

Fig. 2 conveys the general structure of Nested Cloud. It contains a central node with a database, a fault-tolerant message queue and a scheduler, surrounded by satellite workers which act on a higher level of virtualisation. The workers attach to the message queue and receive commands in an event-based programming style. Launching a VM shall serve as example command. On arrival of the command signal, an XML definition containing the VM configuration is being created. It contains the unique VM UUID, the human-readable name, the resource definitions as mentioned in the previous paragraph and a reference to the bootable image file. The set of commands also contains the allocation of resources scheduled at a future time, the rescaling of resources and the retrieval of system status information. In addition, block storage management commands are available. Their set contains the allocation, resizing and removal of storage areas. The areas are formatted with a filesystem and can be used to store instance snapshots or auxiliary data from the applications themselves.

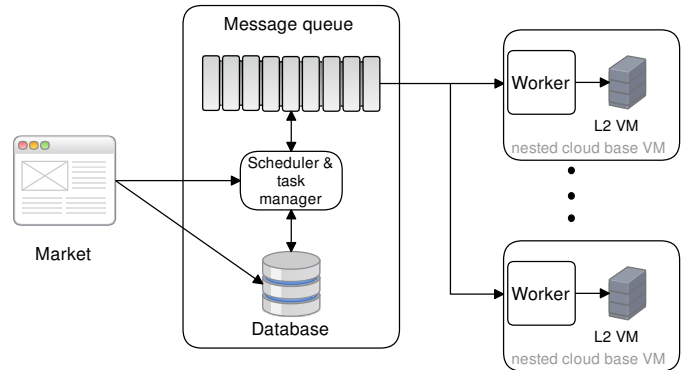


Fig. 2. The satellite worker model of Nested Cloud

The implementation of Nested Cloud makes use of the recursively nested virtualisation (RecVirt) project<sup>1</sup>. RecVirt generates custom Linux kernels and Kernel Virtual Machine (KVM) setups and wraps them using Debootstrap<sup>2</sup> and additional Debian package lists into a minimised Linux system structure to yield a bootable VM disk image. As extension to RecVirt, it sets up a minimal cloud computing environment: An NFS mountpoint to access application disk images and another one to store block images which serve as complementary data disks.

<sup>1</sup>RecVirt: <http://gitorious.org/recvirt>

<sup>2</sup>Debootstrap: <http://wiki.debian.org/Debootstrap>

The workers are implemented in Python with libvirt to control virtual machines and the Celery task/message queue system. All scripts to produce Nested Cloud are provided publicly as part of the SPACE-Cloud repository<sup>3</sup>.

By design, the system does not include any off-the-shelf cloud computing stack to keep it lean and manageable for research. These stacks not only offer compute and block storage services, but also a vast amount of additional functionality starting from durable object storage, databases, event processing, load balancing and automatic scaling [9]. Suitable open source stacks are OpenNebula, OpenStack, Eucalyptus, Nimbus, Cloud Foundry and the Xen Cloud Platform [10], [11]. We acknowledge the need to integrate the backend execution into such stacks in the future to attract practitioners and commercial deployments. From a technical point of view, most of them can be configured to run on a hypervisor like KVM so the general observations about nested clouds remain valid.

#### IV. NESTED CLOUD IN A CLOUD RESOURCE ECONOMY

Service economies are spaces in which supply and demand of services are regulated through open marketplaces. Especially for cloud resource services, markets need to compete with flexible options to reach a critical mass of users. A market which offers the technical flexibility and economic advantages of Nested Cloud along with other expected features (real-time updates, high scalability, user friendliness) is going to raise the bar for future service market development. Hence, we position HVCRB, the Highly-Virtualising Cloud Resource Broker [7], as prototype for such a market. It consists of a marketplace frontend and one or more Nested Cloud backends located at various distributed infrastructure operators. Along with the market, the SPACE service platform<sup>4</sup> runs as technological foundation for all service management and execution aspects. Fig. 3 gives an overview about the architecture.

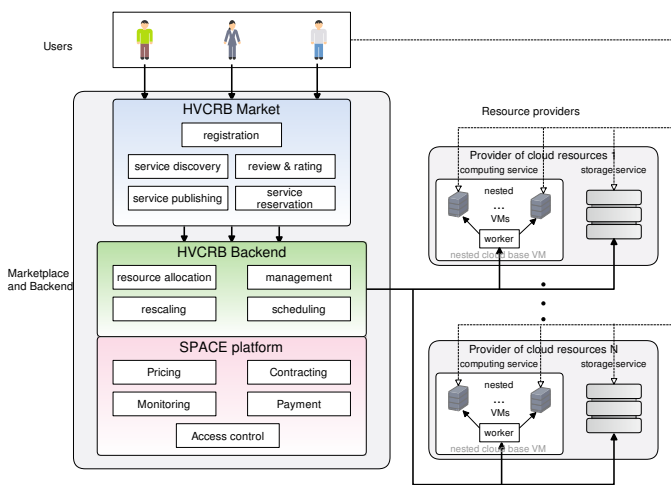


Fig. 3. Overall intended architecture in which Nested Clouds and application VMs are managed through a resource market

<sup>3</sup>SPACE-Cloud Repository: <http://serviceplatform.org/wiki/Cloud>

<sup>4</sup>SPACE Service Platform: <http://serviceplatform.org/projects/space>

Users access the marketplace to offer or consume services. The workflow is depicted in Fig. 4. They can assume both roles, consumer and/or provider, on demand. The distinguishing feature here is the connection from consumer to (casual) provider through the use of the Nested Cloud VM. In order to perform the transition, the consumer only needs to specify additional information which for legal or business reason need to be known for all providers. This might be the company name, the tax number, bank account information or the postal mail address.

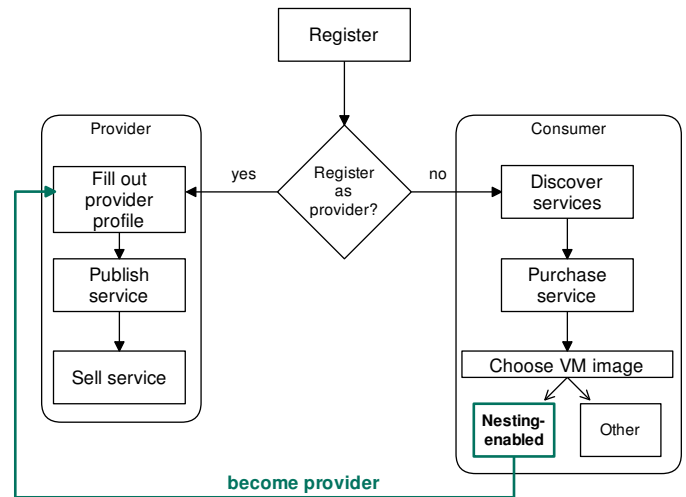


Fig. 4. Workflow for market users who assume a provider and/or consumer role

Fig. 5 complements the workflow by giving an overview about the features and characteristics of the marketplace. One can relate its two content types, compute and storage services, and the two roles, cloud resource service provider and consumer. Other cloud services are not considered here, although can be trivially added through a registration of the corresponding domain ontologies into the service registry.

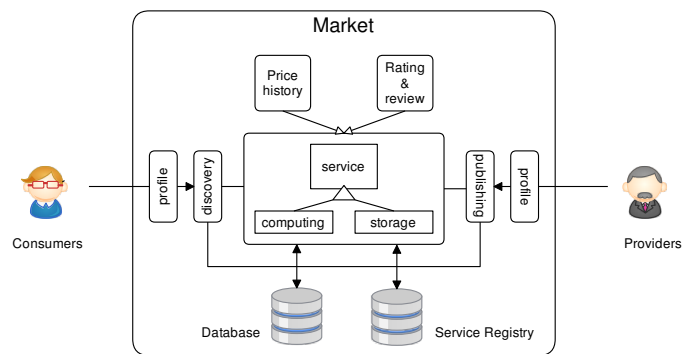


Fig. 5. Characteristics of a cloud resource market for compute and storage services

The marketplace is realised as a Django web application which connects to a relational database (SQLite or MySQL) and to the service registry ConQo [12]. A screenshot of a compute service information page from the marketplace is

shown in Fig. 6. The service, to which a contractual does not exist yet, has presumably been selected beforehand. Along with a price history information widget, the page lists general about the service and its provider as well as service quality information. Once a contract is negotiated and established, the allocation can be configured, started, stopped and otherwise be interacted with.

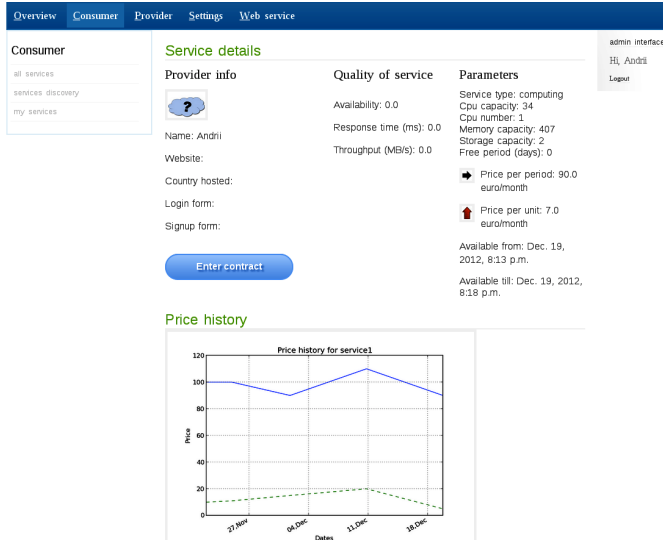


Fig. 6. Screenshot of HVCRRB, a spot market for trading and controlling cloud resources

In essence, HVCRRB demonstrates the feasibility to build marketplaces and fuel service economies with distinguished features such as the ability for consumers to choose the Nested Cloud VM and micro-manage all further allocations through it.

### V. NESTED CLOUD EXPERIMENTAL RESULTS

Contrary to the previous nested virtualisation overhead analysis [2], we have evaluated Nested Cloud in a real application scenario with a web application running in an L2 VM inside a cloud realised by a lower-level L1 Nested Cloud VM. For reasons of preservation and reproducibility of the experiments, both VM levels and the HVCRRB spot market are integrated into SPACEflight, an open source mini-ecosystem for service and cloud technologies<sup>5</sup>. Fig. 7 explains the dual-stack setup with the default software components on the left side and custom latest kernel and KVM configurations beneath Nested Cloud on the right side.

The experiment testbed consists of two computers as shown in Fig. 8. The client to the left sends web application requests and measures the response times, whereas the one to the right runs the nested cloud. On each virtualisation level, there is an instance of the NginX web server as reverse proxy to a Django web application which is attached to a MySQL database through an relational-object mapping. The test request selects 10 rows, converts them to objects and fills

<sup>5</sup>SPACEflight: <http://serviceplatform.org/wiki/SPACEflight>

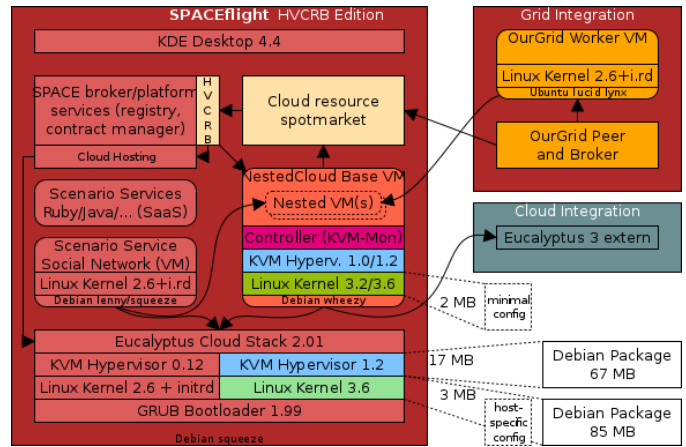


Fig. 7. Integration of Nested Cloud into SPACEflight by way of introducing a dual stack

an HTML page template with them. In periods of 3 minutes each, 64 concurrent users are simulated with random request intervals. The response times are measured and the overhead is calculated based on these probes.

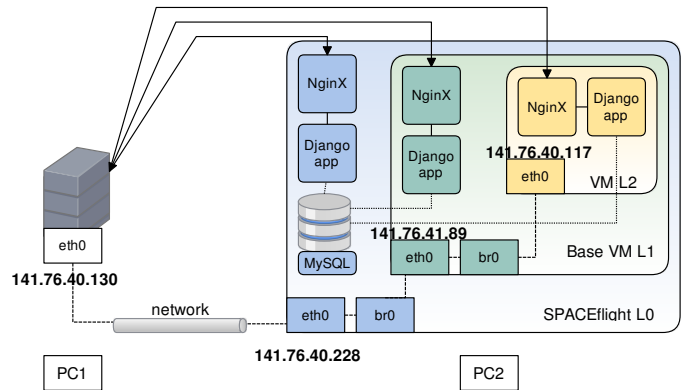


Fig. 8. Testbed configuration with two nodes

The hardware and software configuration of the two computers has been specified as follows.

- PC 1: CPU Intel Core2 Duo P8600 (2.4 GHz, two cores w/ 3 MB L3 cache), RAM 4 GB, Linux kernel 3.6.3, ConQo service registry, Apache2 web server with mod\_wsgi.
- PC 2: CPU Intel Core i5 M520 (2.4 GHz, two cores (four virtual) w/ 3 MB L3 cache), RAM 4 GB, Linux kernel 3.5, NginX HTTP proxy.
- Both PCs: KVM 1.2, libvirt, MySQL 5.1.49.

The results in Fig. 9 clearly show calibration spikes in the first 30-40 seconds which then flatten due to operating system, web server and database caching effects. They also show the influence of the virtualisation and (albeit negligible) nested cloud management overhead such as rescaling commands which work in real-time.

In Tab. I, the key metrics are compared. It becomes apparent that the L1 overhead over L0 is 17.07% and L2 over L1 is

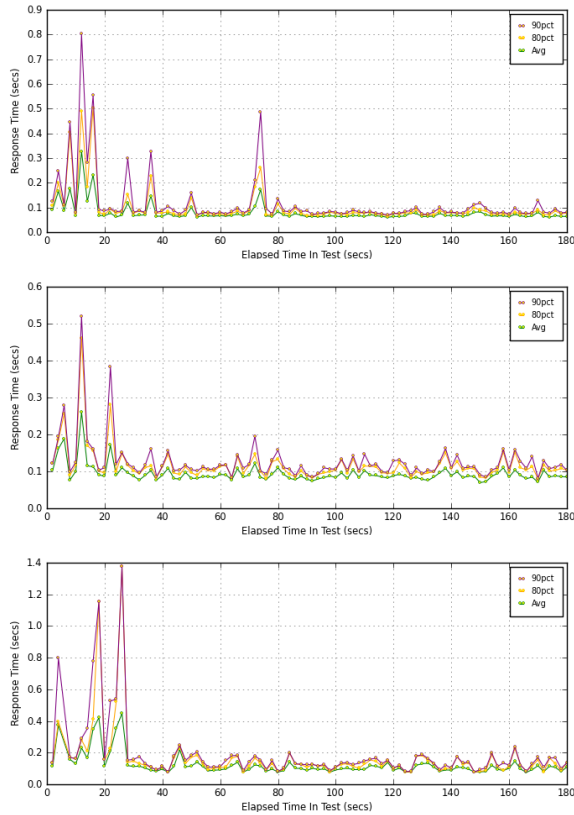


Fig. 9. Measured response times across all virtualisation levels: L0 (host) in the first, L1 (Nested Cloud) in the second and L2 (application VM) in the third row

52.44%, which is very different from the values presented in [2] and related nested virtualisation literature. This discrepancy can be explained by the real-world nature of the application which utilises all resources (processor, memory and I/O) at once. Furthermore, non-optimised and CPU-intensive VirtIO drivers contribute to the results [4], [13].

TABLE I  
HTTP REQUEST DURATION, IN SECONDS

Nesting level	Avg $\phi$	80%-ile	90%-ile
L0	0.082	0.081	0.098
L1	0.096	0.109	0.128
L2	0.125	0.144	0.181

## VI. CONCLUSION

Nested Cloud, a realisation of the Cloud-in-a-VM idea, can be deployed as instance into public or private IaaS providers to achieve higher control about the allocation and scheduling of application VMs. Currently, the two main obstacles for practical operation are the relatively high run-time overhead for practical use cases and the simplified assumptions about

network resource sharing, e.g. through elastic IP addresses. We encourage further work on these two aspects to increase the chances for portable provider-independent resource markets and Cloud-in-a-VM management solutions.

## ACKNOWLEDGEMENTS

This work has received funding under project number 080949277 by means of the European Regional Development Fund (ERDF), the European Social Fund (ESF) and the German Free State of Saxony. It has also been funded by a scholarship from the Brazilian National Council for Scientific and Technological Development - CNPq (PDJ 159716/2011-0).

## REFERENCES

- [1] T. Eilam, K. Appleby, J. Breh, G. Breiter, H. Daur, S. Fakhouri, G. Hunt, T. Lu, S. Miller, L. Mummert, J. Pershing, and H. Wagner, "Using a Utility Computing Framework to Develop Utility Systems," *IBM Systems Journal*, vol. 43, no. 1, pp. 97–120, April 2004.
- [2] J. Spillner, A. Brito, F. Brasileiro, and A. Schill, "Analysis of Overhead and Profitability in Nested Cloud Environments," in *1st Latin American Conference on Cloud Computing and Communications (LatinCloud)*, November 2012, pp. 13–18, Porto Alegre, Brazil.
- [3] D. Cerbelaud, S. Garg, and J. Huylebroeck, "Opening The Clouds: Qualitative Overview of the State-of-the-art Open Source VM-based Cloud Management Platforms," in *Proceedings of the 10th ACM/IFIP/USENIX International Conference on Middleware (MIDDLEWARE)*, 2009.
- [4] X. Zhang and E. Dong, "Nested Virtualization Update From Intel," XenSummit, August 2012.
- [5] F. A. Silva, P. Silveira, V. Garcia, F. Trinta, and R. Assad, "Accounting Federated Clouds based on the JiTCloud Platform," in *Proceedings of the 13th IEEE/ACM International Symposium on Cluster, Cloud and Grid Computing (CCGrid)*, May 2013, Delft, The Netherlands.
- [6] G. Briscoe and A. Marinos, "Digital Ecosystems in the Clouds: Towards Community Cloud Computing," in *3rd IEEE International Conference on Digital Ecosystems and Technologies (DEST)*, June 2009, Istanbul, Turkey.
- [7] J. Spillner, A. Brito, F. Brasileiro, and A. Schill, "A Highly-Virtualising Cloud Resource Broker," in *5th IEEE/ACM International Conference on Utility and Cloud Computing (UCC)*, November 2012, pp. 233–234, Chicago, Illinois.
- [8] F. Zhang, J. Chen, H. Chen, and B. Zang, "CloudVisor: Retrofitting Protection of Virtual Machines in Multi-Tenant Cloud with Nested Virtualization," in *Proceedings of the Twenty-Third ACM Symposium on Operating Systems Principles (SOSP)*, October 2011, pp. 203–216, Cascais, Portugal.
- [9] B. P. Rimal, E. Choi, and I. Lumb, "A Taxonomy and Survey of Cloud Computing Systems," in *Fifth International Joint Conference on INC, IMS and IDC (NCM)*, August 2009, pp. 44–51, Seoul, Korea.
- [10] V. V., "Recent Trends in Cloud Computing: A Survey," *WARSE International Journal of Advances in Computer Science and Technology (IJACST)*, vol. 2, no. 5, May 2013.
- [11] P. Sempolinski and D. Thain, "A Comparison and Critique of Eucalyptus, OpenNebula and Nimbus," in *IEEE International Conference on Cloud Computing Technology and Science (CloudCom)*, November 2010, pp. 417–426, Indianapolis, Indiana, USA.
- [12] J. Spillner and A. Schill, "A Versatile and Scalable Everything-as-a-Service Registry and Discovery," in *3rd International Conference on Cloud Computing and Services Science (CLOSER)*, May 2013, pp. 175–183, Aachen, Germany.
- [13] G. Motika and S. Weiss, "Virtio network paravirtualization driver: Implementation and performance of a de-facto standard," *Computer Standards & Interfaces*, vol. 34, no. 1, pp. 36–47, January 2012.