

SEFE with No Mapping via Large Induced Outerplane Graphs in Plane Graphs

Patrizio Angelini¹, William Evans², Fabrizio Frati³, Joachim Gudmundsson³

¹ Dipartimento di Ingegneria, Roma Tre University, Italy
angelini@dia.uniroma3.it

² Department of Computer Science, University of British Columbia, Canada
will@cs.ubc.ca

³ School of Information Technologies, The University of Sydney, Australia
brillo@it.usyd.edu.au
joachim.gudmundsson@sydney.edu.au

Abstract. We show that every n -vertex planar graph admits a simultaneous embedding with no mapping and with fixed edges with any $(n/2)$ -vertex planar graph. In order to achieve this result, we prove that every n -vertex plane graph has an induced outerplane subgraph containing at least $n/2$ vertices. Also, we show that every n -vertex planar graph and every n -vertex planar partial 3-tree admit a simultaneous embedding with no mapping and with fixed edges.

1 Introduction

Simultaneous embedding is a flourishing area of research studying topological and geometric properties of planar drawings of multiple graphs on the same point set. The seminal paper in the area is the one of Braß *et al.* [6], in which two types of simultaneous embedding are defined, namely *with mapping* and *with no mapping*. In the former variant, a bijective mapping between the vertex sets of any two graphs G_1 and G_2 to be drawn is part of the problem's input, and the goal is to construct a planar drawing of G_1 and a planar drawing of G_2 so that corresponding vertices are mapped to the same point. In the latter variant, the drawing algorithm is free to map any vertex of G_1 to any vertex of G_2 (still the n vertices of G_1 and the n vertices of G_2 have to be placed on the same n points). Simultaneous embeddings have been studied with respect to two different drawing standards: In *geometric simultaneous embedding*, edges are required to be straight-line segments. In *simultaneous embedding with fixed edges* (also known as SEFE), edges can be arbitrary Jordan curves, but each edge that belongs to two graphs G_1 and G_2 has to be represented by the same Jordan curve in the drawing of G_1 and in the drawing of G_2 .

Many papers deal with the problem of constructing geometric simultaneous embeddings and simultaneous embeddings with fixed edges of pairs of planar graphs in the variant *with mapping*. Typical considered problems include: (i) determining notable classes of planar graphs that always or not always admit a simultaneous embedding; (ii) designing algorithms for constructing simultaneous embeddings within small area and with few bends on the edges; (iii) determining the time complexity of testing the existence of a simultaneous embedding for a given set of graphs. We refer the reader to the recent survey by Blasiüs, Kobourov, and Rutter [3].

In contrast to the large number of papers dealing with simultaneous embedding *with mapping*, little progress has been made on the *no mapping* version of the problem. Braß *et al.* [6] showed that any planar graph admits a geometric simultaneous embedding with no mapping with any number of outerplanar graphs. They left open the following attractive question: Do every two n -vertex planar graphs admit a geometric simultaneous embedding with no mapping?

In this paper we initiate the study of simultaneous embeddings with fixed edges and no mapping, called SEFENOMAP for brevity. In this setting, the natural counterpart of the Braß *et al.* [6] question reads as follows: Do every two n -vertex planar graphs admit a SEFENOMAP?

Since answering this question seems to be an elusive goal, we tackle the following generalization of the problem: What is the largest $k \leq n$ such that every n -vertex planar graph and every k -vertex planar graph admit a SEFENOMAP? That is: What is the largest $k \leq n$ such that every n -vertex planar graph G_1 and every k -vertex planar graph G_2 admit two planar drawings Γ_1 and Γ_2 with their vertex sets mapped to point sets P_1 and P_2 , respectively, so that $P_2 \subseteq P_1$ and so that if edges e_1 of G_1 and e_2 of G_2 have their end-vertices mapped to the same two points p_a and p_b , then e_1 and e_2 are represented by the same Jordan curve in Γ_1 and in Γ_2 ? We prove that $k \geq n/2$:

Theorem 1. *Every n -vertex planar graph and every $(n/2)$ -vertex planar graph have a SEFENOMAP.*

Observe that the previous theorem would be easily proved if $n/2$ were replaced with $n/4$: First, consider an $(n/4)$ -vertex independent set I of any n -vertex planar graph G_1 (which always exists, as a consequence of the four color theorem [10,11]). Then, construct any planar drawing Γ_1 of G_1 , and let $P(I)$ be the point set on which the vertices of I are mapped in Γ_1 . Finally, construct a planar drawing Γ_2 of any $(n/4)$ -vertex planar graph G_2 on point set $P(I)$ (e.g. using Kaufmann and Wiese's technique [9]). Since I is an independent set, any bijective mapping between the vertex set of G_2 and I ensures that G_1 and G_2 share no edges. Thus, Γ_1 and Γ_2 are a SEFENOMAP of G_1 and G_2 .

In order to get the $n/2$ bound, we study the problem of finding a large induced outerplane graph in a plane graph. A *plane graph* is a planar graph together with a *plane embedding*, that is, an equivalence class of planar drawings, where two planar drawings Γ_1 and Γ_2 are equivalent if: (1) each vertex has the same *rotation scheme* in Γ_1 and in Γ_2 , i.e., the same clockwise order of the edges incident to it; (2) each face has the same *facial cycles* in Γ_1 and in Γ_2 , i.e., it is delimited by the same set of cycles; and (3) Γ_1 and Γ_2 have the same *outer face*. An *outerplane graph* is a graph together with an *outerplane embedding*, that is a plane embedding where all the vertices are incident to the outer face. An *outerplanar graph* is a graph that admits an outerplane embedding; a plane embedding of an outerplanar graph is not necessarily outerplane. Consider a plane graph G and a subset V' of its vertex set. The *induced plane graph* $G[V']$ is the subgraph of G induced by V' together with the plane embedding *inherited* from G , i.e., the embedding obtained from the plane embedding of G by removing all the vertices and edges not in $G[V']$. We show the following result:

Theorem 2. *Every n -vertex plane graph $G(V, E)$ has a vertex set $V' \subseteq V$ with $|V'| \geq n/2$ such that $G[V']$ is an outerplane graph.*

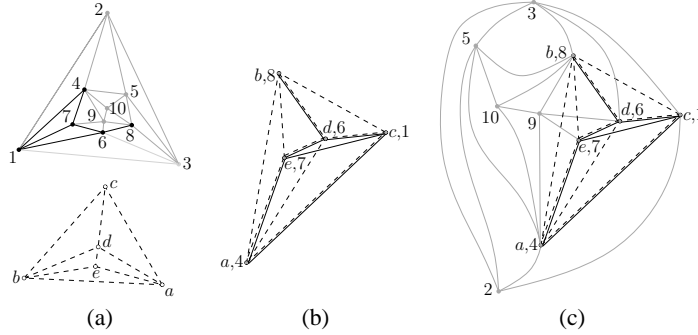


Fig. 1. (a) A 10-vertex planar graph G_1 (solid lines) and a 5-vertex planar graph G_2 (dashed lines). A 5-vertex induced outerplane graph $G_1[V']$ in G_1 is colored black. Vertices and edges of G_1 not in $G_1[V']$ are colored gray. (b) A straight-line planar drawing $\Gamma(G_2)$ of G_2 with no three collinear vertices, together with a straight-line planar drawing of $G_1[V']$ on the point set P_2 defined by the vertices of G_2 in $\Gamma(G_2)$. (c) A SEFENOMAP of G_1 and G_2 .

Theorem 2 and the results of Gritzmann *et al.* [7] yield a proof of Theorem 1, as follows:

Proof of Theorem 1: Consider any n -vertex plane graph G_1 and any $(n/2)$ -vertex plane graph G_2 (see Fig. 1(a)). Let $\Gamma(G_2)$ be any straight-line planar drawing of G_2 in which no three vertices are collinear. Denote by P_2 the set of $n/2$ points to which the vertices of G_2 are mapped in $\Gamma(G_2)$. Consider any vertex subset $V' \subseteq V(G_1)$ such that $G_1[V']$ is an outerplane graph. Such a set exists by Theorem 2. Construct a straight-line planar drawing $\Gamma(G_1[V'])$ of $G_1[V']$ in which its vertices are mapped to P_2 so that the resulting drawing has the same (outerplane) embedding as $G_1[V']$. Such a drawing exists by results of Gritzmann *et al.* [7]; also it can be found efficiently by results of Bose [5] (see Fig. 1(b)). Construct any planar drawing $\Gamma(G_1)$ of G_1 in which the drawing of $G_1[V']$ is $\Gamma(G_1[V'])$. Such a drawing exists, given that $\Gamma(G_1[V'])$ is a planar drawing of a plane subgraph $G_1[V']$ of G_1 preserving the embedding of $G_1[V']$ in G_1 (see Fig. 1(c)). Both $\Gamma(G_1)$ and $\Gamma(G_2)$ are planar, by construction. Also, the only edges that are possibly shared by G_1 and G_2 are those between two vertices that are mapped to P_2 . However, such edges are drawn as straight-line segments both in $\Gamma(G_1)$ and in $\Gamma(G_2)$. Thus, $\Gamma(G_1)$ and $\Gamma(G_2)$ are a SEFENOMAP of G_1 and G_2 . \square

By the standard observation that the vertices in the odd (or even) levels of a breadth-first search tree of a planar graph induce an *outerplanar* graph, we know that G has an induced outerplanar graph with at least $n/2$ vertices. However, since its embedding in G may not be outerplane, this seems insufficient to prove the existence of a SEFENOMAP of every n -vertex and every $(n/2)$ -vertex planar graph.

Theorem 2 might be of independent interest, as it is related to (in fact it is a weaker version of) one of the most famous and long-standing graph theory conjectures:

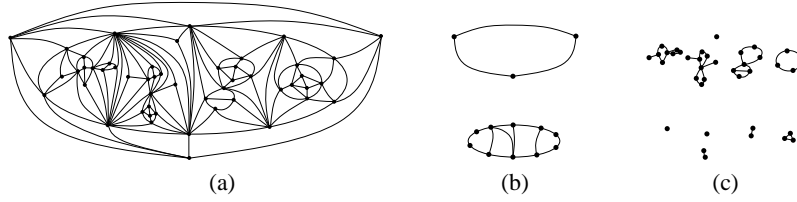


Fig. 2. (a) A maximal plane graph G with outerplanarity 4. (b) Graphs $G[V_1]$ (on the top) and $G[V_2]$ (on the bottom). (c) Graphs $G[V_3]$ (on the top) and $G[V_4]$ (on the bottom).

Conjecture 1. (Albertson and Berman 1979 [2]) Every n -vertex planar graph $G(V, E)$ has a vertex set $V' \subseteq V$ with $|V'| \geq n/2$ such that $G[V']$ is a forest.

Conjecture 1 would prove the existence of an $(n/4)$ -vertex independent set in a planar graph without using the four color theorem [10,11]. The best known partial result related to Conjecture 1 is that every planar graph has a vertex subset with $2/5$ of its vertices inducing a forest, which is a consequence of the *acyclic 5-colorability* of planar graphs [4]. Variants of the conjecture have also been studied such that the planar graph in which the induced forest has to be found is bipartite [1], or is outerplanar [8], or such that each connected component of the induced forest is required to be a path [13,14].

The topological structure of an outerplane graph is arguably much closer to that of a forest than the one of a non-outerplane graph. Thus the importance of Conjecture 1 may justify the study of induced outerplane graphs in plane graphs in its own right.

To complement the results of the paper, we also show the following:

Theorem 3. *Every n -vertex planar graph and every n -vertex planar partial 3-tree have a SEFENOMAP.*

2 Proof of Theorem 2

In this section we prove Theorem 2. We assume that the input graph G is a *maximal* plane graph, that is, a plane graph such that no edge can be added to it while maintaining planarity. In fact, if G is not maximal, then dummy edges can be added to it in order to make it a maximal plane graph G' . Then, the vertex set V' of an induced outerplane graph $G'[V']$ in G' induces an outerplane graph in G , as well.

Let $G_1^* = G$ and, for any $i \geq 1$, let G_{i+1}^* be the plane graph obtained by removing from G_i^* the set V_i of vertices incident to the outer face of G_i^* and their incident edges. Vertex set V_i is the *i -th outerplane level* of G . Denote by k the maximum index such that V_k is non-empty; then k is the *outerplanarity* of G . For any $1 \leq i \leq k$, graph $G[V_i]$ is a (not necessarily connected) outerplane graph and graph G_i^* is a (not necessarily connected) *internally-triangulated* plane graph, that is, a plane graph whose internal faces are all triangles. See Fig. 2. For $1 \leq i \leq k$, denote by $H_{i,1}^*, \dots, H_{i,h_i}^*$ the connected components of G_i^* and, for $1 \leq j \leq h_i$, denote by $H_{i,j}$ the outerplane graph induced by the vertices incident to the outer face of $H_{i,j}^*$. Since G is maximal, for any $1 \leq i \leq k$ and for any internal face f of $G[V_i]$, at most one connected component of G_{i+1}^* lies inside f .

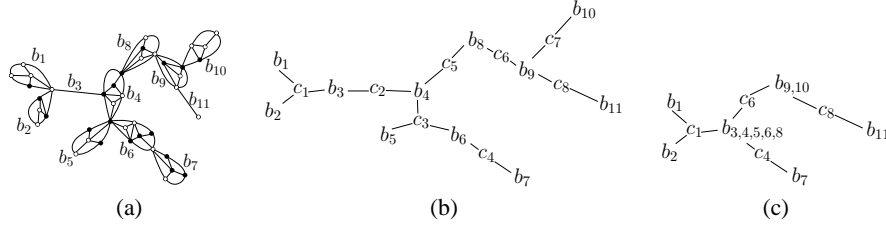


Fig. 3. (a) A connected internally-triangulated plane graph H^* with a 2-coloring ψ , (b) the block-cutvertex tree $\mathcal{BC}(H^*)$, and (c) the contracted block-cutvertex tree $\mathcal{CBC}(H^*, \psi)$.

A 2-coloring $\psi = (W^*, B^*)$ of a graph H^* is a partition of the vertex set $V(H^*)$ into two sets W^* and B^* . We say that the vertices in W^* are *white* and the ones in B^* are *black*. Given a 2-coloring $\psi = (W^*, B^*)$ of a plane graph H^* , the subgraph $H^*[W^*]$ of H^* is *strongly outerplane* if it is outerplane and it contains no black vertex inside any of its internal faces. We define the *surplus* of ψ as $s(H^*, \psi) = |W^*| - |B^*|$.

A *cutvertex* in a connected graph H^* is a vertex whose removal disconnects H^* . A *maximal 2-connected component* of H^* , also called a *block* of H^* , is an induced subgraph $H^*[V']$ of H^* such that $H^*[V']$ is 2-connected and there exists no $V'' \subseteq V(H^*)$ where $V' \subset V''$ and $H^*[V'']$ is 2-connected. The *block-cutvertex tree* $\mathcal{BC}(H^*)$ of H^* is a tree that represents the arrangement of the blocks of H^* (see Figs. 3(a) and 3(b)). Namely, $\mathcal{BC}(H^*)$ contains a \mathcal{B} -node for each block of H^* and a \mathcal{C} -node for each cutvertex of H^* ; further, there is an edge between a \mathcal{B} -node b and a \mathcal{C} -node c if c is a vertex of b . Given a 2-coloring $\psi = (W^*, B^*)$ of H^* , the *contracted block-cutvertex tree* $\mathcal{CBC}(H^*, \psi)$ of H^* is the tree obtained from $\mathcal{BC}(H^*)$ by identifying all the \mathcal{B} -nodes that are adjacent to the same black cut-vertex c , and by removing c and its incident edges (see Fig. 3(c)). Each node of $\mathcal{CBC}(H^*, \psi)$ is either a \mathcal{C} -node c or a \mathcal{BU} -node b . In the former case, c corresponds to a white \mathcal{C} -node in $\mathcal{BC}(H^*)$. In the latter case, b corresponds to a maximal connected subtree $\mathcal{BC}(H^*(b))$ of $\mathcal{BC}(H^*)$ only containing \mathcal{B} -nodes and black \mathcal{C} -nodes. The *subgraph* $H^*(b)$ of H^* associated with a \mathcal{BU} -node b is the union of the blocks of H^* corresponding to \mathcal{B} -nodes in $\mathcal{BC}(H^*(b))$. Finally, we denote by $H(b)$ the outerplane graph induced by the vertices incident to the outer face of $H^*(b)$. We have the following:

Lemma 1. For any $1 \leq i \leq k$ and any $1 \leq j \leq h_i$, there exists a 2-coloring $\psi = (W_{i,j}^*, B_{i,j}^*)$ of $H_{i,j}^*$ such that:

- (1) the subgraph $H_{i,j}^*[W_{i,j}^*]$ of $H_{i,j}^*$ induced by $W_{i,j}^*$ is strongly outerplane; and
- (2) for any \mathcal{BU} -node b in $\mathcal{CBC}(H_{i,j}^*, \psi)$, one of the following holds:
 - (a) $s(H_{i,j}^*(b), \psi) \geq |W_{i,j}^* \cap V(H_{i,j}^*(b))| + 1$;
 - (b) $s(H_{i,j}^*(b), \psi) = |W_{i,j}^* \cap V(H_{i,j}^*(b))|$ and there exists an edge with white end-vertices incident to the outer face of $H_{i,j}^*(b)$; or
 - (c) $s(H_{i,j}^*(b), \psi) = 1$ and $H_{i,j}^*(b)$ is a single vertex.

Lemma 1 implies Theorem 2 as follows: Since G is a maximal plane graph, G_1^* has one 2-connected component, hence $H_{1,1}^*(b) = H_{1,1}^* = G_1^* = G$. By Lemma 1, there exists a 2-coloring $\psi = (W, B)$ of G such that $G[W]$ is an outerplane graph and $|W| - |B| \geq |W \cap V_1| \geq 0$, hence $|W| \geq n/2$.

We emphasize that Lemma 1 shows the existence of a large induced subgraph $H_{i,j}^*[W_{i,j}^*]$ of $H_{i,j}^*$ satisfying an even stronger property than just being outerplane; namely, the 2-coloring $\psi = (W_{i,j}^*, B_{i,j}^*)$ is such that $H_{i,j}^*[W_{i,j}^*]$ is outerplane and contains no vertex belonging to $B_{i,j}^*$ in any of its internal faces.

In order to prove Lemma 1, we start by showing some sufficient conditions for a 2-coloring to induce a strongly outerplane graph in $H_{i,j}^*$. We first state a lemma arguing that a 2-coloring ψ of $H_{i,j}^*$ satisfies Condition (1) of Lemma 1 if and only if it satisfies the same condition “inside each internal face” of $H_{i,j}^*$. For any face f of $H_{i,j}^*$, we denote by C_f the cycle delimiting f ; also, we denote by $H_{i,j}^*[W_{i,j}^*(f)]$ the subgraph of $H_{i,j}^*$ induced by the white vertices inside or belonging to C_f .

Lemma 2. *Let $\psi = (W_{i,j}^*, B_{i,j}^*)$ be a 2-coloring of $H_{i,j}^*$. Assume that, for each internal face f of $H_{i,j}^*$, graph $H_{i,j}^*[W_{i,j}^*(f)]$ is strongly outerplane. Then, $H_{i,j}^*[W_{i,j}^*]$ is strongly outerplane.*

Proof: Suppose, for a contradiction, that $H_{i,j}^*[W_{i,j}^*]$ is not strongly outerplane. Then, it contains a simple cycle C that contains in its interior some vertex x in $H_{i,j}^*$. Assume, w.l.o.g., that C is minimal, that is, there exists no cycle C' that contains x in its interior such that $|V(C')| < |V(C)|$. By hypothesis, C is not a subgraph of $H_{i,j}^*[W_{i,j}^*(f)]$, for any internal face f of $H_{i,j}^*$. Consider a maximal path P in C all of whose edges belong to $H_{i,j}^*[W_{i,j}^*(f)]$, for some internal face f of $H_{i,j}^*$. Let u and v be the end-vertices of P ; also, let w be the vertex adjacent to v in C and not belonging to P . See Fig. 4. Vertex v belongs to C_f , as otherwise edge (v, w) would cross C_f , given that w is not inside nor belongs to C_f , by the maximality of P . Let v' and v'' be the vertices adjacent to v on C_f . We have that the path $C - P$ obtained from C by removing the edges and the internal vertices of P contains v' or v'' . In fact, if that's not the case, $C - P$ would pass twice through v , which contradicts the fact that C is a simple cycle. However, if C contains one of v' or v'' , say v' , then v' is a white vertex, thus edge (v, v') splits C into two cycles C' and C'' , with $|V(C')| < |V(C)|$ and $|V(C'')| < |V(C)|$, one of which contains x in its interior, thus contradicting the minimality of C . \square

An internal face f of $H_{i,j}^*$ is *empty* if it contains no vertex of G_{i+1}^* in its interior. Also, for a 2-coloring ψ of $H_{i,j}^*$, an internal face f of $H_{i,j}^*$ is *trivial* if it contains in its interior a connected component $H_{i+1,k}^*$ of G_{i+1}^* that is a single white vertex or such that all the vertices incident to the outer face of $H_{i+1,k}^*$ are black. We have the following.

Lemma 3. *Let $\psi = (W_{i,j}^*, B_{i,j}^*)$ be a 2-coloring of $H_{i,j}^*$ and let f be a trivial face of $H_{i,j}^*$. Let $H_{i+1,k}^*$ be the connected component of G_{i+1}^* in f 's interior. If $H_{i+1,k}^*[W_{i,j}^*]$ is strongly outerplane and if C_f contains at least one black vertex, then $H_{i,j}^*[W_{i,j}^*(f)]$ is strongly outerplane.*

Proof: Suppose, for a contradiction, that $H_{i,j}^*[W_{i,j}^*(f)]$ is not strongly outerplane. Then, it contains a simple cycle C that contains in its interior some vertex x in $H_{i,j}^*$.

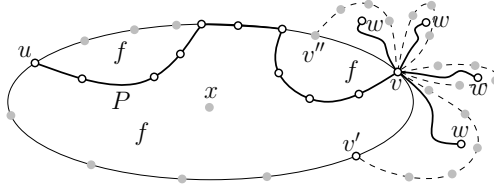


Fig. 4. Illustration for the proof of Lemma 2. The thick solid line represents P together with edge (v, w) . The thin solid lines represent the edges of C_f not in P . The dashed lines represent some edges of $H_{i,j}$ not in C_f . The color of the gray vertices is not important for the proof.

Cycle C contains at least one vertex of C_f by the assumption that $H_{i+1,k}^*[W_{i,j}^*]$ is outerplane. Also, C does not coincide with C_f , since C_f contains at least one black vertex. Then, C contains vertices of C_f and vertices internal to C_f . This provides a contradiction in the case in which $H_{i+1,k}^*$ is a single white vertex, as no other vertex is internal to any cycle in $H_{i,j}^*[W_{i,j}^*(f)]$, and it provides a contradiction in the case in which all the vertices incident to the outer face of $H_{i+1,k}^*$ are black, as no edge connects a white vertex of C_f with a white vertex internal to C_f . \square

We now prove Lemma 1 by induction on the outerplanarity of $H_{i,j}^*$.

In the base case, the outerplanarity of $H_{i,j}^*$ is 1; then, color white all the vertices of $H_{i,j}^*$. Since the outerplanarity of $H_{i,j}^*$ is 1, then $H_{i,j}^*[W_{i,j}^*] = H_{i,j}^*$ is an outerplane graph, thus satisfying Condition (1) of Lemma 1. Also, consider any \mathcal{BU} -node b in the contracted block-cutvertex tree $\mathcal{CBC}(H_{i,j}^*, \psi)$ (which coincides with the block-cutvertex tree $\mathcal{BC}(H_{i,j}^*)$, given that all the vertices of $H_{i,j}^*$ are white). All the vertices of $H_{i,j}^*(b)$ are white, hence either Condition (2b) or Condition (2c) of Lemma 1 is satisfied, depending on whether $H_{i,j}^*(b)$ has or does not have an edge, respectively.

In the inductive case, the outerplanarity of $H_{i,j}^*$ is greater than 1.

First, we inductively construct a 2-coloring $\psi_k = (W_{i+1,k}^*, B_{i+1,k}^*)$, satisfying the conditions of Lemma 1, of each connected component $H_{i+1,k}^*$ of G_{i+1}^* , for $1 \leq k \leq h_{i+1}$. The 2-coloring ψ of $H_{i,j}^*$ is such that each connected component $H_{i+1,k}^*$ of G_{i+1}^* that lies inside an internal face of $H_{i,j}^*$ “maintains” the coloring ψ_k , i.e., a vertex of $H_{i+1,k}^*$ is white in ψ if and only if it is white in ψ_k . Then, in order to determine ψ , it suffices to describe how to color the vertices of $H_{i,j}^*$.

Second, we look at the internal faces of $H_{i,j}^*$ one at a time. When we look at a face f , we determine a set B_f of vertices of C_f that are colored black. This is done in such a way that the graph $H_{i,j}^*[W_{i,j}^*(f)]$ is strongly outerplane even if we color white all the vertices in $V(C_f) \setminus B_f$. By Lemma 2, a 2-coloring of $H_{i,j}^*$ such that $H_{i,j}^*[W_{i,j}^*(f)]$ is strongly outerplane for every internal face f of $H_{i,j}^*$ is such that $H_{i,j}^*[W_{i,j}^*]$ is strongly outerplane. We remark that, when a set B_f of vertices of C_f are colored black, the vertices in $V(C_f) \setminus B_f$ are not necessarily colored white, as a vertex in $V(C_f) \setminus B_f$ might belong to the set $B_{f'}$ of vertices that are colored black for a face $f' \neq f$ of $H_{i,j}^*$. In fact, only after the set B_f of vertices of C_f are colored black for every internal face f of $H_{i,j}^*$, are the remaining uncolored vertices in $H_{i,j}^*$ colored white.

We now describe in more detail how to color the vertices of $H_{i,j}$. We show an algorithm, that we call *algorithm cycle-breaker*, that associates a set B_f to each internal face f of $H_{i,j}$ as follows.

Empty faces: For any empty face f of $H_{i,j}$, let $B_f = \emptyset$.

Trivial faces: While there exists a vertex $v_{1,2}^*$ incident to two trivial faces f_1 and f_2 of $H_{i,j}$ to which no sets B_{f_1} and B_{f_2} have been associated yet, respectively, let $B_{f_1} = B_{f_2} = \{v_{1,2}^*\}$. When no such vertex exists, for any trivial face f of $H_{i,j}$ to which no set B_f has been associated yet, let v be any vertex of C_f and let $B_f = \{v\}$.

Non-trivial non-empty faces: Consider any non-trivial non-empty internal face f of $H_{i,j}$. Denote by $H_{i+1,k}^*$ the connected component of G_{i+1}^* inside f . By induction, for any \mathcal{BU} -node b in the contracted block-cutvertex tree $\mathcal{CBC}(H_{i+1,k}^*, \psi_k)$, it holds $s(H_{i+1,k}^*(b), \psi_k) \geq |W_{i+1,k}^* \cap V(H_{i+1,k}(b))| + 1$, or $s(H_{i+1,k}^*(b), \psi_k) = |W_{i+1,k}^* \cap V(H_{i+1,k}(b))|$ and there exists an edge incident to the outer face of $H_{i+1,k}^*(b)$ whose both end-vertices are white.

We repeatedly perform the following actions: (i) We pick any \mathcal{BU} -node b that is a leaf in $\mathcal{CBC}(H_{i+1,k}^*, \psi_k)$; (ii) we insert some vertices of C_f in B_f , based on the structure and the coloring of $H_{i+1,k}^*(b)$; and (iii) we remove b from $\mathcal{CBC}(H_{i+1,k}^*, \psi_k)$, possibly also removing its adjacent cutvertex, if it has degree one. We describe in more detail action (ii).

For every white vertex u incident to the outer face of $H_{i+1,k}^*(b)$, we define the *right-most neighbor* $r(u, b)$ of u in C_f from b as follows. Denote by u' the vertex following u in the clockwise order of the vertices along the cycle delimiting the outer face of $H_{i+1,k}^*(b)$. Vertex $r(u, b)$ is the vertex preceding u' in the clockwise order of the neighbors of u . Observe that, since $H_{i,j}^*$ is internally-triangulated, then $r(u, b)$ belongs to C_f . Also, $r(u, b)$ is well-defined because u is not a cutvertex (in fact, it might be a cutvertex of $H_{i+1,k}^*$, but it is not a cutvertex of $H_{i+1,k}^*(b)$, since such a graph contains no white cut-vertex).

Suppose that $s(H_{i+1,k}^*(b), \psi_k) \geq |W_{i+1,k}^* \cap V(H_{i+1,k}(b))| + 1$. Then, for every white vertex u incident to the outer face of $H_{i+1,k}^*(b)$, we add $r(u, b)$ to B_f .

Suppose that $s(H_{i+1,k}^*(b), \psi_k) = |W_{i+1,k}^* \cap V(H_{i+1,k}(b))|$ and there exists an edge (v, v') incident to the outer face of $H_{i+1,k}^*(b)$ such that v and v' are white. Assume, w.l.o.g., that v' follows v in the clockwise order of the vertices along the cycle delimiting the outer face of $H_{i+1,k}^*(b)$. Then, for every white vertex $u \neq v$ incident to the outer face of $H_{i+1,k}^*(b)$, we add $r(u, b)$ to B_f .

After the execution of algorithm cycle-breaker, a set B_f has been defined for every internal face f of $H_{i,j}$. Then, color black all the vertices in $\bigcup_f B_f$, where the union is over all the internal faces f of $H_{i,j}$. Also, color white all the vertices of $H_{i,j}$ that are not colored black. Denote by $\psi = (W_{i,j}^*, B_{i,j}^*)$ the resulting coloring of $H_{i,j}^*$. We have the following lemma, that completes the induction, and hence the proof of Lemma 1.

Lemma 4. *Coloring ψ satisfies Conditions (1) and (2) of Lemma 1.*

Proof: We prove that ψ satisfies Condition (1) of Lemma 1. Namely, we prove that, for every internal face f of $H_{i,j}$, graph $H_{i,j}^*[W_{i,j}^*(f)]$ is strongly outerplane. By Lemma 2, this implies that graph $H_{i,j}^*[W_{i,j}^*]$ is strongly outerplane.

For any **empty face** f of $H_{i,j}$, graph $H_{i,j}^*[W_{i,j}^*(f)]$ is strongly outerplane, as no vertex of $H_{i,j}^*$ is in the interior of f .

By construction, for any **trivial face** f of $H_{i,j}$, there is a black vertex in C_f ; hence, by Lemma 3, graph $H_{i,j}^*[W_{i,j}^*(f)]$ is strongly outerplane.

Let f be any **non-empty non-trivial internal face** of $H_{i,j}$. Denote by $H_{i+1,k}^*$ the connected component of G_{i+1}^* inside f . Such a component exists because f is non-empty. Suppose, for a contradiction, that $H_{i,j}^*[W_{i,j}^*(f)]$ is not strongly outerplane. Then, it contains a simple cycle C that contains in its interior some vertex x in $H_{i,j}^*$. Assume, w.l.o.g., that C is minimal, that is, there exists no cycle C' in $H_{i,j}^*[W_{i,j}^*(f)]$ that contains x in its interior and such that $|V(C')| \subset |V(C)|$.

Cycle C contains at least one vertex of C_f , since by induction $H_{i+1,k}^*[W_{i,j}^*]$ is strongly outerplane. Suppose, for a contradiction, that C coincides with C_f . Since f is non-trivial, when algorithm cycle-breaker picks the first leaf b in $\mathcal{CBC}(H_{i+1,k}^*, \psi_k)$, there exists at least one vertex u incident to the outer face of $H_{i+1,k}^*(b)$ that is white. Then, either $r(u, b) \in V(C_f)$ is black, thus obtaining a contradiction, or there exists an edge (u, u') incident to the outer face of $H_{i+1,k}^*(b)$ such that u and u' are both white, where u' follows u in the clockwise order of the vertices along the cycle delimiting the outer face of $H_{i+1,k}^*(b)$. Then $r(u', b) \in V(C_f)$ is black, thus obtaining a contradiction. Hence, we can assume that C contains vertices of C_f and vertices in the interior of C_f .

Consider a maximal path P in C all of whose edges belong to C_f . Let u and v be the end-vertices of P . Let u' and v' be the vertices adjacent to u and v in C , respectively, and not belonging to P . By the maximality of P , we have that u' and v' are in the interior of C_f . It might be the case that $u = v$ or that $u' = v'$ (however the two equalities do not hold simultaneously). Assume w.l.o.g. that u', u, v , and v' appear in this clockwise order along C . Denote by b any node of $\mathcal{CBC}(H_{i+1,k}^*, \psi_k)$ such that u' belongs to $H_{i+1,k}^*(b)$.

Suppose first that algorithm cycle-breaker inserted vertex $r(u', b)$ into B_f as the rightmost neighbor of u' in C_f from b . Assume also that $v' \neq u'$. By the assumption on the clockwise order of the vertices along C and since all the vertices of P are white, we have that edge (v, v') crosses edge $(u', r(u', b))$, a contradiction to the planarity of $H_{i+1,k}^*(b)$ (see Fig. 5(a)). Assume next that $v' = u'$. Consider the edge (u', u'') that follows (u', u) in the clockwise order of the edges incident to u' . (Note that $u'' \neq v$, otherwise C would be an empty triangle.) If u'' belongs to C_f , then it either belongs to P or it does not. In the former case, a cycle C' can be obtained from C by replacing path (u', u, u'') with edge (u', u'') ; since $H_{i,j}^*$ is internally-triangulated, then (u, u', u'') is a cycle delimiting a face of $H_{i,j}^*$, hence if C contains a vertex x in its interior, then C' contains x in its interior as well, thus contradicting the minimality of C (see Fig. 5(b)). In the latter case, edge (u', u'') crosses C , thus contradicting the planarity of $H_{i,j}^*$. We can hence assume that u'' belongs to $H_{i+1,k}^*$. Let b' be the node in $\mathcal{CBC}(H_{i+1,k}^*, \psi_k)$ such that $H_{i+1,k}^*(b')$ contains edge (u', u'') (it is possible that $b' = b$). Observe that, by the planarity of $H_{i,j}^*$, graph $H_{i+1,k}^*(b') - u'$ lies entirely in the interior of C . This implies that u is the rightmost neighbor $r(u', b')$ of u' in C_f from b' . Thus, if algorithm cycle-breaker inserted $r(u', b')$ into B_f , then we immediately get a contradiction to the fact that u is white. Otherwise, vertex u'' is white, and algorithm cycle-breaker inserted into B_f the rightmost neighbor $r(u'', b')$ of u'' in C_f from b' . Since every vertex of P is white, then $r(u'', b')$ does not belong to P , hence edge $(u'', r(u'', b'))$ crosses edge (u', u) or edge (u', v) , a contradiction to the planarity of $H_{i,j}^*$ (see Fig. 5(c)).

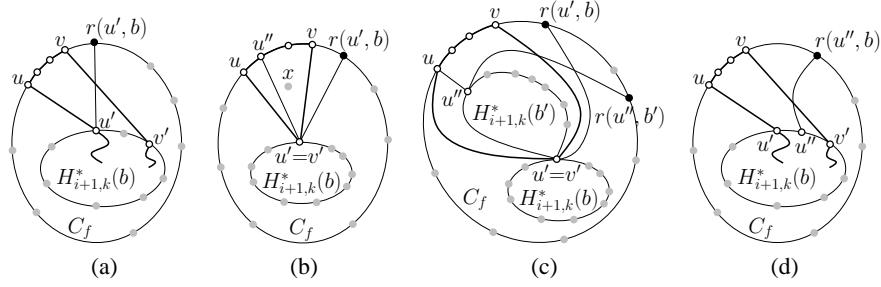


Fig. 5. Contradiction to the existence of a cycle C (shown by thick lines) in $H_{i,j}^*[W_{i,j}^*(f)]$ containing a vertex x in its interior. The color of the gray vertices is not important for the proof. Figures (a), (b), and (c) illustrate the case in which algorithm cycle-breaker inserted a vertex $r(u', b)$ into B_f , and in which $v' \neq u'$ (a), $v' = u'$ and $u'' \in V(P)$ (b), and $v' = u'$ and $u'' \in V(H_{i+1,k}^*(b))$ (c). Figure (d) illustrates the case in which algorithm cycle-breaker did not insert a vertex $r(u', b)$ into B_f and $v' \neq u', u''$.

Suppose next that algorithm cycle-breaker did not insert vertex $r(u', b)$ into B_f as the rightmost neighbor of u' in C_f from b . Denote by u'' the vertex that follows u' in the clockwise order of the vertices along the outer face of $H_{i+1,k}^*(b)$. Assume first that $v' = u''$. Then, edge (u', v') splits C into two cycles C' and C'' , with $|V(C')| \subset |V(C)|$ and $|V(C'')| \subset |V(C)|$, one of which contains x in its interior, thus contradicting the minimality of C . Hence, we can assume that $v' \neq u''$. In the case in which $v' = u'$, a contradiction can be derived with *exactly* the same arguments as in the case in which algorithm cycle-breaker inserted vertex $r(u', b)$ into B_f . Hence, we can assume that $v' \neq u'$. Since algorithm cycle-breaker did not insert vertex $r(u', b)$ into B_f , it follows that u'' is white and algorithm cycle-breaker inserted into B_f the rightmost neighbor $r(u'', b)$ of u'' in C_f from b . Since every vertex of P is white, it follows that $r(u'', b)$ does not belong to P . Hence, edge $(u'', r(u'', b))$ crosses edge (u, u') or edge (v, v') , a contradiction to the planarity of $H_{i+1,k}^*(b)$ (see Fig. 5(d)).

We prove that ψ satisfies Condition (2) of Lemma 1. Consider any \mathcal{BU} -node b in the contracted block-cutvertex tree $\mathcal{CBC}(H_{i,j}^*, \psi)$. Denote by $H_{i,j}(b)$ the outerplane graph induced by the vertices incident to the outer face of $H_{i,j}^*(b)$ or, equivalently, the subgraph of $H_{i,j}$ induced by the vertices in $H_{i,j}^*(b)$.

We distinguish three cases. In *Case A*, graph $H_{i,j}(b)$ contains at least one non-trivial non-empty internal face; in *Case B*, all the faces of $H_{i,j}(b)$ are either trivial or empty, and there exists a vertex $v_{1,2}^*$ incident to two trivial faces f_1 and f_2 of $H_{i,j}(b)$; finally, in *Case C*, all the faces of $H_{i,j}(b)$ are either trivial or empty, and there exists no vertex incident to two trivial faces and of $H_{i,j}(b)$. We prove that, in Cases A and B, Condition (2a) of Lemma 1 is satisfied, while in Case C, Condition (2b) of Lemma 1 is satisfied.

In all cases, the surplus $s(H_{i,j}^*(b), \psi)$ is the sum of the surpluses $s(H_{i+1,k}^*(b), \psi)$ of the connected components $H_{i+1,k}^*$ of G_{i+1}^* inside the internal faces of $H_{i,j}(b)$, plus the number $|W_{i,j}^* \cap V(H_{i,j}(b))|$ of white vertices in $H_{i,j}(b)$, minus the number $|B_{i,j}^* \cap V(H_{i,j}(b))|$ of black vertices in $H_{i,j}(b)$, which is equal to $|\bigcup_f B_f|$. Denote by n_t

the number of trivial faces of $H_{i,j}(b)$ and by n_n the number of non-trivial non-empty internal faces of $H_{i,j}(b)$.

- We discuss **Case A**. First, the number of vertices inserted in $\bigcup_f B_f$ by algorithm cycle-breaker when looking at trivial faces of $H_{i,j}(b)$ is at most n_t , as for every trivial face f of $H_{i,j}(b)$ at most one vertex is inserted into B_f . Also, the sum of the surpluses $s(H_{i+1,k}^*, \psi)$ of the connected components $H_{i+1,k}^*$ of G_{i+1}^* inside trivial faces of $H_{i,j}(b)$ is n_t , given that each connected component $H_{i+1,k}^*$ inside a trivial face is either a single white vertex, or it is such that all the vertices incident to the outer face of $H_{i+1,k}^*$ are black (hence by induction $s(H_{i+1,k}^*, \psi) \geq |W_{i+1,k}^* \cap V(H_{i+1,k})| + 1 = 1$).

In the following, we prove that, for every non-trivial non-empty internal face f of $H_{i,j}(b)$ containing a connected component $H_{i+1,k}^*$ of G_{i+1}^* in its interior, algorithm cycle-breaker inserts into B_f at most $s(H_{i+1,k}^*, \psi) - 1$ vertices. The claim implies that Condition (2a) of Lemma 1 is satisfied by $H_{i,j}(b)$. In fact, (1) the sum of the surpluses $s(H_{i+1,k}^*, \psi)$ of the connected components $H_{i+1,k}^*$ of G_{i+1}^* inside the internal faces of $H_{i,j}(b)$ is $n_t + \sum_f s(H_{i+1,k}^*, \psi)$ (where the sum is over each connected component $H_{i+1,k}^*$ inside a non-trivial non-empty internal face f of $H_{i,j}(b)$), (2) the number of white vertices in $H_{i,j}(b)$ is $|W_{i,j}^* \cap V(H_{i,j}(b))|$, and (3) the number of black vertices in $H_{i,j}(b)$ is at most $n_t + \sum_f (s(H_{i+1,k}^*, \psi) - 1)$ (where the sum is over each connected component $H_{i+1,k}^*$ inside a non-trivial non-empty internal face f of $H_{i,j}(b)$). Hence, $s(H_{i,j}^*(b), \psi) \geq n_t - n_t + |W_{i,j}^* \cap V(H_{i,j}(b))| + n_n$. By the assumption of Case A, we have $n_n \geq 1$, and Condition (2a) of Lemma 1 follows.

Consider any non-trivial non-empty internal face f of $H_{i,j}(b)$ containing a connected component $H_{i+1,k}^*$ of G_{i+1}^* in its interior. We consider the \mathcal{BU} -nodes of the contracted block-cutvertex tree $\mathcal{CBC}(H_{i+1,k}^*, \psi)$ of $H_{i+1,k}^*$ one at a time. Denote by n_{bu} the number of \mathcal{BU} -nodes in $\mathcal{CBC}(H_{i+1,k}^*, \psi)$ and by $b_1, b_2, \dots, b_{n_{bu}}$ the \mathcal{BU} -nodes of $\mathcal{CBC}(H_{i+1,k}^*, \psi)$ in any order.

We prove that, when algorithm cycle-breaker deals with \mathcal{BU} -node b_l , for any $1 \leq l \leq n_{bu}$, it inserts into B_f a number of vertices which is at most $s(H_{i+1,k}^*(b_l), \psi) - 1$. Namely, if $s(H_{i+1,k}^*(b_l), \psi) \geq |W_{i,j}^* \cap V(H_{i+1,k}(b_l))| + 1$, then it suffices to observe that, for each white vertex incident to the outer face of $H_{i+1,k}^*(b_l)$, at most one black vertex is inserted into B_f ; further, if $s(H_{i+1,k}^*(b_l), \psi) = |W_{i,j}^* \cap V(H_{i+1,k}(b_l))|$ and there exists an edge e incident to the outer face of $H_{i+1,k}^*(b_l)$ whose both end-vertices are white, then, for each white vertex incident to the outer face of $H_{i+1,k}^*(b_l)$, at most one black vertex is inserted into B_f with the exception of one of the end-vertices of e , for which no black vertex is inserted into B_f . Hence, the number of vertices inserted into B_f by algorithm cycle-breaker is at most $\sum_{l=1}^{n_{bu}} (s(H_{i+1,k}^*(b_l), \psi) - 1) = \sum_{l=1}^{n_{bu}} s(H_{i+1,k}^*(b_l), \psi) - b_{n_{bu}}$.

It remains to prove that $\sum_{l=1}^{n_{bu}} s(H_{i+1,k}^*(b_l), \psi) = s(H_{i+1,k}^*, \psi) + b_{n_{bu}} - 1$, which is done as follows. (Roughly speaking, if $b_{n_{bu}} > 1$, then $\sum_{l=1}^{n_{bu}} s(H_{i+1,k}^*(b_l), \psi) > s(H_{i+1,k}^*, \psi)$ holds because white cutvertices in $H_{i+1,k}^*$ belong to more than one graph $H_{i+1,k}^*(b_l)$, hence they contribute more than 1 to $\sum_{l=1}^{n_{bu}} s(H_{i+1,k}^*(b_l), \psi)$, while they contribute exactly 1 to $s(H_{i+1,k}^*, \psi)$). Root $\mathcal{CBC}(H_{i+1,k}^*, \psi)$ at any \mathcal{BU} -node, and orient all its edges towards the root. We now *assign* each white cutvertex

c_x in $H_{i+1,k}^*$ to the only \mathcal{BU} -node b_l such that edge (c_x, b_l) is oriented from c_x to b_l . Such an assignment corresponds to consider b_l as the only \mathcal{BU} -node in which c_x is counted in order to relate $s(H_{i+1,k}^*, \psi)$ to $\sum_{l=1}^{n_{bu}} s(H_{i+1,k}^*(b_l), \psi)$. Now the difference $\sum_{l=1}^{n_{bu}} s(H_{i+1,k}^*(b_l), \psi) - s(H_{i+1,k}^*, \psi)$ is equal to the number of pairs (c_x, b_l) such that c_x is not assigned to b_l , that is, the number of edges (c_x, b_l) that are oriented from b_l to c_x . For each \mathcal{BU} -node b_l of $\mathcal{CBC}(H_{i+1,k}^*, \psi)$, there is one such an edge, except for the root for which there is no such an edge. Hence, we get that $\sum_{l=1}^{n_{bu}} s(H_{i+1,k}^*(b_l), \psi) = s(H_{i+1,k}^*, \psi) + n_{bu} - 1$.

- We now discuss **Case B**. First, the sum of the surpluses $s(H_{i+1,k}^*, \psi)$ of the connected components $H_{i+1,k}^*$ of G_{i+1}^* inside the internal faces of $H_{i,j}(b)$ is equal to n_t , given that each connected component $H_{i+1,k}^*$ is either a single white vertex, or it is such that all the vertices incident to the outer face of $H_{i+1,k}^*$ are black (hence by induction $s(H_{i+1,k}^*(b), \psi) \geq |W_{i+1,k}^* \cap V(H_{i+1,k}(b))| + 1 = 1$).

Second, we prove that algorithm cycle-breaker defines $B_{f_1} = B_{f_2} = \{v_{1,2}^*\}$ for two trivial faces f_1 and f_2 of $H_{i,j}(b)$ sharing a vertex $v_{1,2}^*$. Suppose the contrary, for a contradiction. Two trivial faces f_1 and f_2 of $H_{i,j}(b)$ sharing a vertex $v_{1,2}^*$ exist by the assumption of Case B. Hence, algorithm cycle-breaker does not define $B_{f_1} = B_{f_2} = \{v_{1,2}^*\}$ only if it does define $B_{f_1} = B_{f_3} = \{v_{1,3}^*\}$, for some vertex $v_{1,3}^*$ incident to f_1 and to a trivial face f_3 of $H_{i,j}$ (possibly after swapping the labels of f_1 and f_2). If f_3 is a face of $H_{i,j}(b)$, we immediately get a contradiction. If f_3 is not a face of $H_{i,j}(b)$, then we get a contradiction since any vertex that is incident to an internal face of $H_{i,j}(b)$ and to an internal face of $H_{i,j}$ not in $H_{i,j}(b)$ is white, by definition of contracted block-cutvertex tree, hence it is not in $\bigcup_f B_f$.

Thus, $|B_{i,j}^* \cap V(H_{i,j}(b))| = |\bigcup_f B_f| < n_t$. In fact, each trivial face contributes with at most one vertex to $\bigcup_f B_f$ and at least two trivial faces of $H_{i,j}(b)$ contribute with a total of one vertex to $\bigcup_f B_f$.

Hence, $s(H_{i,j}^*(b), \psi) \geq n_t + |W_{i,j}^* \cap V(H_{i,j}(b))| - (n_t - 1) = |W_{i,j}^* \cap V(H_{i,j}(b))| + 1$, thus Condition (2a) of Lemma 1 is satisfied.

- We now discuss **Case C**. As in Case B, the sum of the surpluses of the connected components $H_{i+1,k}^*$ of G_{i+1}^* inside the internal faces of $H_{i,j}(b)$ is equal to n_t .

Second, $|B_{i,j}^* \cap V(H_{i,j}(b))| = |\bigcup_f B_f| = n_t$, as each trivial face contributes with exactly one vertex to $\bigcup_f B_f$. (Notice that, since no two trivial faces share a vertex, then no two trivial faces contribute with the same vertex to $\bigcup_f B_f$.)

Hence, $s(H_{i,j}^*(b), \psi) = n_t + |W_{i,j}^* \cap V(H_{i,j}(b))| - n_t = |W_{i,j}^* \cap V(H_{i,j}(b))|$. Thus, in order to prove that Condition (2b) of Lemma 1 is satisfied, it remains to prove that there exists an edge incident to the outer face of $H_{i,j}^*(b)$ whose end-vertices belong to $W_{i,j}^*$. We will in fact prove that there exists an edge incident to the outer face of $H_{i,j}^*(b)$ whose end-vertices belong to $W_{i,j}^*$ in every 2-connected component $D_{i,j}^*(b)$ of $H_{i,j}^*(b)$. Denote by $D_{i,j}(b)$ the outerplane graph induced by the vertices incident to the outer face of $D_{i,j}^*(b)$. Refer to Fig. 6.

Suppose, for a contradiction, that no edge incident to the outer face of $D_{i,j}^*(b)$ has both its end-vertices in $W_{i,j}^*$. If all the faces of $D_{i,j}(b)$ are empty, then every edge incident to the outer face of $D_{i,j}^*(b)$ has both its end-vertices in $W_{i,j}^*$, thus obtaining a contradiction. Assume next that $D_{i,j}(b)$ has at least one trivial face f . Since exactly one of the vertices incident to f , say vertex z , belongs to $\bigcup_f B_f$ (as oth-

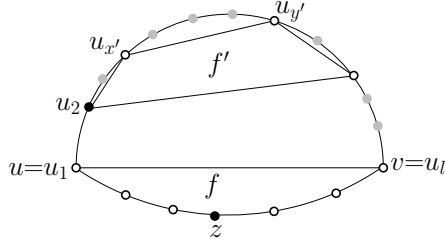


Fig. 6. Illustration for the proof that there exists an edge incident to the outer face of $D_{i,j}^*(b)$ whose end-vertices belong to $W_{i,j}^*$.

erwise two trivial faces of $D_{i,j}(b)$ would exist sharing a vertex), it follows that at least one of the edges delimiting f has both its end-vertices in $W_{i,j}^*$. Denote by (u, v) such an edge and assume, w.l.o.g., that u, v , and z appear in this clockwise order along the cycle delimiting f . If (u, v) is incident to the outer face of $D_{i,j}(b)$, we immediately have a contradiction. Otherwise, (u, v) is an internal edge of $D_{i,j}(b)$. Denote by $u = u_1, u_2, \dots, u_l = v$ the clockwise order of the vertices along the cycle delimiting the outer face of $D_{i,j}(b)$ from vertex u to vertex v . We assume w.l.o.g. that (u, v) is *maximal*, that is, there is no edge $(u_x, u_y) \neq (u, v)$ such that (1) $1 \leq x < y \leq l$, (2) u_x and u_y are both white, and (3) there exists a trivial face f' of $D_{i,j}(b)$ that is incident to edge (u_x, u_y) and that is internal to cycle $C_{1,2} = (u_1, u_2, \dots, u_x, u_y, u_{y+1}, \dots, u_l)$. Then, consider vertex u_2 . If it is white, then we have a contradiction, as edge (u_1, u_2) is incident to the outer face of $D_{i,j}(b)$. Otherwise, u_2 is black. Then, there exists a trivial face f' such that $B_{f'} = \{u_2\}$. Since no vertex incident to f' and different from u_2 belongs to $\bigcup_f B_f$ (as otherwise two trivial faces of $D_{i,j}(b)$ would exist sharing a vertex), it follows that at least one of the edges delimiting f' , say $e' = (u_{x'}, u_{y'})$, has both its end-vertices in $W_{i,j}^*$. By planarity, the end-vertices of e' are among u_1, u_2, \dots, u_l . Further, they are different from u_1 and u_l , as otherwise f and f' would share a vertex. Hence, f' is internal to cycle $(u_1, u_2, \dots, u_{x'}, u_{y'}, u_{y'+1}, \dots, u_l)$, thus contradicting the maximality of (u, v) .

This concludes the proof of the lemma. \square

3 Proof of Theorem 3

In this section we prove Theorem 3. It suffices to prove Theorem 3 for an n -vertex *maximal* plane graph G_1 and an n -vertex (*maximal*) plane 3-tree G_2 . In fact, if G_1 and G_2 are not maximal, then they can be augmented to an n -vertex maximal plane graph G'_1 and an n -vertex plane 3-tree G'_2 , respectively; the latter augmentation can be always performed, as proved in [12]. Then, a SEFENOMAP can be constructed for G'_1 and G'_2 , and finally the edges not in G_1 and G_2 can be removed, thus obtaining a SEFENOMAP of G_1 and G_2 . In the following we assume that G_1 and G_2 are an n -vertex maximal plane graph and an n -vertex plane 3-tree, respectively, for some $n \geq 3$.

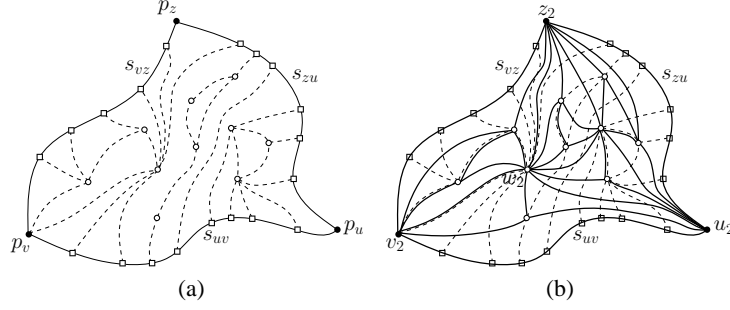


Fig. 7. (a) Setting for Lemma 5. White circles are points in P . White squares are points in R . Dashed curves are in S . Curves s_{uv} , s_{vz} , and s_{zu} are solid thin curves. (b) A planar drawing of G_2 (solid thick lines) satisfying the properties of Lemma 5.

Denote by $C_i = (u_i, v_i, z_i)$ the cycle delimiting the outer face of G_i , for $i = 1, 2$, where vertices u_i, v_i , and z_i appear in this clockwise order along C_i .

Let p_u, p_v , and p_z be three points in the plane. Let s_{uv}, s_{vz} , and s_{zu} be three curves connecting p_u and p_v , connecting p_v and p_z , and connecting p_z and p_u , respectively, that do not intersect except at their common end-points. Let Δ_{uvz} be the closed curve $s_{uv} \cup s_{vz} \cup s_{zu}$. Assume that p_u, p_v , and p_z appear in this clockwise order along Δ_{uvz} . Denoting by $int(\Delta)$ the interior of a closed curve Δ , let $cl(\Delta) = int(\Delta) \cup \Delta$. Let P be a set of $n - 3 \geq 0$ points in $int(\Delta_{uvz})$ and let R be a set of points on Δ_{uvz} , where $p_u, p_v, p_z \in R$. Let S be a set of curves whose end-points are in $R \cup P$ such that: (i) No two curves in S intersect, except possibly at common end-points, (ii) no two curves in S connect the same pair of points in $R \cup P$, (iii) each curve in S is contained in $cl(\Delta_{uvz})$, (iv) any point in R , except possibly for p_u, p_v , and p_z , has exactly one incident curve in S , and (v) no curve in S connects two points of R both lying on s_{uv} , or both lying on s_{vz} , or both lying on s_{zu} . See Fig. 7(a). We show the following.

Lemma 5. *There exists a planar drawing Γ_2 of G_2 such that:*

- (a) *Vertices u_2, v_2 , and z_2 are mapped to p_u, p_v , and p_z , respectively;*
- (b) *edges (u_2, v_2) , (v_2, z_2) , and (z_2, u_2) are represented by curves s_{uv}, s_{vz} , and s_{zu} , respectively;*
- (c) *the internal vertices of G_2 are mapped to the points of P ;*
- (d) *each edge of G_2 that connects two points $p_1, p_2 \in P \cup \{p_u, p_v, p_z\}$ such that there exists a curve $s \in S$ connecting p_1 and p_2 is represented by s in Γ_2 ; and*
- (e) *each edge e of G_2 and each curve $s \in S$ such that e is not represented by s in Γ_2 cross at most once.*

Proof: We prove the statement by induction on n . If $n = 3$, then construct Γ_2 by mapping vertices u_2, v_2 , and z_2 to p_u, p_v , and p_z (thus satisfying Property (a)), respectively, and by mapping edges (u_2, v_2) , (v_2, z_2) , and (z_2, u_2) to curves s_{uv}, s_{vz} , and s_{zu} (thus satisfying Property (b)). Property (c) is trivially satisfied since G_2 has no internal vertices and hence $P = \emptyset$. Property (d) is trivially satisfied since G_2 has no internal edges and hence $S = \emptyset$. Finally, Property (e) is trivially satisfied since $S = \emptyset$.

Suppose next that $n > 3$. By the properties of plane 3-trees, G_2 has an internal vertex w_2 that is connected to all of $u_2, v_2,$ and z_2 . Also, the subgraphs $G_2^{uv}, G_2^{vz},$ and G_2^{zu} of G_2 induced by the vertices inside or on the border of cycles $C_2^{uv} = (u_2, v_2, w_2), C_2^{vz} = (v_2, z_2, w_2),$ and $C_2^{zu} = (z_2, u_2, w_2),$ respectively, are plane 3-trees with $n_{uv}, n_{vz},$ and n_{zu} internal vertices, respectively, where $n_{uv} + n_{vz} + n_{zu} = n - 4$.

We claim that there exists a point $p_w \in P$ and three curves $s_{uw}, s_{vw},$ and s_{zw} connecting p_u and $p_w,$ connecting p_v and $p_w,$ and connecting p_z and $p_w,$ respectively, such that the following hold (see Fig. 8):

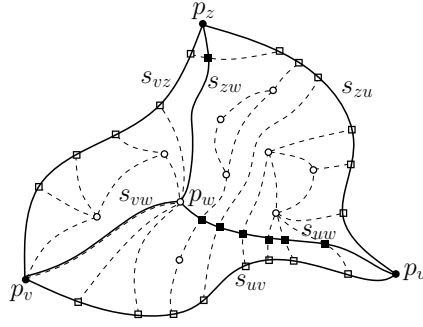


Fig. 8. Illustration for the claim to prove Lemma 5. White circles represent points in P . White squares represent points in R . Points in $R_{uv},$ in $R_{vz},$ and in R_{zu} are black squares. Dashed curves are in S . Curves $s_{uv}, s_{vz}, s_{zu}, s_{uw}, s_{vw},$ and s_{zw} are solid thick curves. In this example $n_{uv} = 1, n_{vz} = 2,$ and $n_{zu} = 6$.

- (P1) $s_{uw}, s_{vw},$ and s_{zw} do not intersect each other and do not intersect $s_{uv}, s_{vz},$ and $s_{zu},$ other than at common end-points;
- (P2) if there exists a curve $s_a \in S$ connecting p_u and $p_w,$ then s_{uw} coincides with $s_a;$ if there exists a curve $s_b \in S$ connecting p_v and $p_w,$ then s_{vw} coincides with $s_b;$ if there exists a curve $s_c \in S$ connecting p_z and $p_w,$ then s_{zw} coincides with $s_c;$
- (P3) for any curve $s \in S$ that does not coincide with $s_{uw},$ curves s and s_{uw} cross at most once; for any curve $s \in S$ that does not coincide with $s_{vw},$ curves s and s_{vw} cross at most once; for any curve $s \in S$ that does not coincide with $s_{zw},$ curves s and s_{zw} cross at most once;
- (P4) the closed curve $\Delta_{uvw} = s_{uv} \cup s_{uw} \cup s_{vw}$ contains in its interior a subset P_{uv} of P with n_{uv} points; the closed curve $\Delta_{vzw} = s_{vz} \cup s_{vw} \cup s_{zw}$ contains in its interior a subset P_{vz} of P with n_{vz} points; and the closed curve $\Delta_{zuw} = s_{zu} \cup s_{zw} \cup s_{uw}$ contains in its interior a subset P_{zu} of P with n_{zu} points; and
- (P5) if a curve $s \in S$ has both its end-points in $cl(\Delta_{uvw}),$ in $cl(\Delta_{vzw}),$ or in $cl(\Delta_{zuw}),$ then it is entirely contained in $cl(\Delta_{uvw}),$ in $cl(\Delta_{vzw}),$ or in $cl(\Delta_{zuw}),$ respectively.

We first prove that the claim implies the lemma, and we later prove the claim.

Suppose that the claim holds. Denote by R_{uv} the set of points consisting of: (i) the points in R lying on $s_{uv},$ (ii) the intersection points of s_{uv} with the curves in $S,$ if s_{uv}

does not coincide with any edge in S , and (iii) the intersection points of s_{vw} with the curves in S , if s_{vw} does not coincide with any edge in S . Analogously define R_{vz} and R_{zu} . Let S^+ be the set of curves obtained by subdividing each curve $s \in S$ with its intersection points with s_{uw} , s_{vw} , and s_{zw} (e.g., if s connects points $q_1, q_2 \in R \cup P$ and it has an intersection q_3 with s_{uw} , then S^+ contains two curves connecting q_1 and q_3 , and connecting q_3 and q_2 , respectively). Observe that no curve in $s \in S^+$ has both its endpoints lying on s_{uw} , or both its endpoints lying on s_{vw} , or both its endpoints lying on s_{zw} , as otherwise the curve in S of which s is part would cross twice s_{uw} or s_{vw} or s_{zw} , respectively, contradicting Property P3 of the claim. Also, denote by S_{uv} , S_{vz} , and S_{zu} the subsets of S^+ composed of the curves in $cl(\Delta_{uvw})$, in $cl(\Delta_{vzw})$, and in $cl(\Delta_{zuw})$, respectively.

Apply induction three times. The first time to construct a drawing Γ_2^{uv} of G_2^{uv} (where the parameters $p_u, p_v, p_z, s_{uv}, s_{vz}, s_{zu}, \Delta_{uvw}, P, R$, and S in the statement of Lemma 5 are replaced with $p_u, p_v, p_w, s_{uv}, s_{uw}, s_{vw}, \Delta_{uvw}, P_{uv}, R_{uv}$, and S_{uv} , respectively), the second time to construct a drawing Γ_2^{vz} of G_2^{vz} (where the parameters $p_u, p_v, p_z, s_{uv}, s_{vz}, s_{zu}, \Delta_{uvw}, P, R$, and S in the statement of Lemma 5 are replaced with $p_v, p_z, p_w, s_{vz}, s_{vw}, s_{zw}, \Delta_{vzw}, P_{vz}, R_{vz}$, and S_{vz} , respectively), and the third time to construct a drawing Γ_2^{zu} of G_2^{zu} (where the parameters $p_u, p_v, p_z, s_{uv}, s_{vz}, s_{zu}, \Delta_{uvw}, P, R$, and S in the statement of Lemma 5 are replaced with $p_z, p_u, p_w, s_{zu}, s_{zw}, s_{uw}, \Delta_{zuw}, P_{zu}, R_{zu}$, and S_{zu} , respectively). Observe that induction can be applied since, by Properties P4 of the claim, the number of points in P_{uv} , in P_{uv} , and in P_{uv} is equal to the number of internal vertices of G_2^{uv} , of G_2^{vz} , and of G_2^{zu} , respectively.

Placing Γ_2^{uv} , Γ_2^{vz} , and Γ_2^{zu} together results in a drawing Γ_2 of G_2 ; in particular, edge (u, w) is represented by curve s_{uw} both in Γ_2^{uv} and in Γ_2^{vz} (analogous statements hold for (v, w) and (z, w)). Drawing Γ_2 is planar by induction and by Property P1 of the claim; also, Γ_2 satisfies Properties (a) and (b) of the lemma by induction; further, Γ_2 satisfies Property (c) of the lemma by induction and by definition of p_w ; moreover, Γ_2 satisfies Property (d) of the lemma by induction and by Properties P2 and P5 of the claim; finally, Γ_2 satisfies Property (e) of the lemma by induction and by Properties P3 and P5 of the claim.

We now prove the claim. First, we *almost-triangulate* the interior of Δ_{uvw} , that is, we add a maximal set of curves S' to S such that: (i) No two curves in $S \cup S'$ intersect, except possibly at common end-points, (ii) no two curves in $S \cup S'$ connect the same pair of points in $R \cup P$, (iii) each curve in $S \cup S'$ is contained in $cl(\Delta_{uvw})$, (iv) any point in R , except possibly for p_u, p_v , and p_z , has exactly one incident curve in $S \cup S'$, and (v) no curve in $S \cup S'$ connects two points of R both lying on s_{uv} , or both lying on s_{vz} , or both lying on s_{zu} .

Second, we prove the claim by induction on $n_{uv} + n_{vz} + n_{zu}$. In the base case, $n_{uv} + n_{vz} + n_{zu} = 0$. Then, let p_w be the only point in P . Refer to Fig. 9.

We show how to draw s_{uw} .

- If a curve $s_a \in S$ exists connecting p_u and p_w , then s_{uw} coincides with s_a .
- Suppose that no curve exists in S connecting p_u and p_w . If a curve $s_a \in S$ exists connecting p_w and a point in R on s_{uv} , then let q_{uv} be the point in R on s_{uv} that is “closest” to u , i.e., no curve exists connecting p_w and a point q'_{uv} in R such that

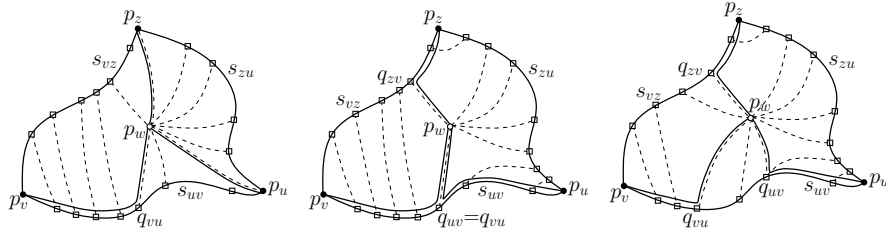


Fig. 9. Three examples for the base case $n_{uv} + n_{vz} + n_{zu} = 0$.

q'_{uv} lies on the part s_{quv} of s_{uv} between q_{uv} and u . Draw s_{uw} as a curve arbitrarily close to the curve $s_a \cup s_{quv}$.

- Suppose that no curve exists in S connecting p_w and a point in R on s_{uv} . If a curve $s_b \in S$ exists connecting p_w and a point in R on s_{zu} , then define s_{quz} analogously to s_{quv} , and draw s_{uw} as a curve arbitrarily close to the curve $s_b \cup s_{quz}$.
- Finally, suppose that no curve exists in S connecting p_w with any point in R on s_{uv} or on s_{zu} . We claim that p_w and s_{uv} or p_w and s_{zu} are incident to a common face in $cl(\Delta_{uvz})$. In fact, if p_w and s_{uv} are not incident to a common face in $cl(\Delta_{uvz})$, then a curve s_x exists in S connecting a point in R on s_{vz} and a point in R on s_{zu} in such a way that s_x “separates” p_w from s_{uv} ; analogously, if p_w and s_{zu} are not incident to a common face in $cl(\Delta_{uvz})$, then a curve s_y exists in S connecting a point in R on s_{uv} and a point in R on s_{vz} in such a way that s_y “separates” p_w from s_{zu} ; however this implies that s_x and s_y cross, contradicting the assumptions on S . Then, say that p_w and s_{uv} are incident to a common face f in $cl(\Delta_{uvz})$. Insert a dummy point q_{uv} in R on s_{uv} incident to f together with a curve s_c connecting p_w and q_{uv} inside f . Define s_{quv} as the part of s_{uv} between q_{uv} and p_u . Draw s_{uw} as a curve arbitrarily close to the curve $s_c \cup s_{quv}$.

We draw s_{vw} and s_{zw} analogously to s_{uw} .

The constructed drawing is easily shown to satisfy Properties P1–P5 of the claim. In particular, Property P3 can be shown to be satisfied by s_{uw} as follows (the proof for s_{vw} and s_{zw} is analogous). Consider any curve $s \in S$. If s_{uw} coincides with a curve $s' \in S$, then s_{uw} and s do not cross, given that s' and s do not cross by the assumptions on S . Otherwise, s_{uw} is arbitrarily close to $s_a \cup s_{quv}$, for some curve $s_a \in S$ incident to a point in R on s_{uv} or for some curve s_a lying in the interior of a face f of $cl(\Delta_{uvz})$. Hence, if s is incident to a point in R on s_{quv} different from q_{uv} , then s_{uw} and s cross exactly once arbitrarily close to s_{quv} . Otherwise, either s_{uw} and s share p_w as common endpoint and do not cross at any other point, or s_{uw} and s do not share p_w as common endpoint and do not cross at all, given that s_a and s , as well as s_{quv} and s , do not cross by the assumptions on S .

In the inductive case, $n_{uv} + n_{vz} + n_{zu} > 0$. Suppose, w.l.o.g., that $n_{uv} > 0$, the other cases being analogous.

We say that a point $p \in P$ is *close to* s_{uv} if the following condition holds. Let $G(P \cup R, S)$ be the plane graph whose vertices are the points in $P \cup R$ and whose edges are the curves in S . See Fig. 10(a). Also, let $G(u, v, p)$ be the plane subgraph of

$G(P \cup R, S)$ whose vertices are the points in $P \cup R$ and whose edges are: (i) The curves that compose s_{uv} , and (ii) every curve in S that is incident to p and to a point on $s_{u,v}$ (including p_u and p_v). Then p is close to s_{uv} if: (a) It is incident to the same face of $G(P \cup R, S)$ a point on s_{uv} is incident to, and (b) no point in P lies inside any of the bounded faces of $G(u, v, p)$.

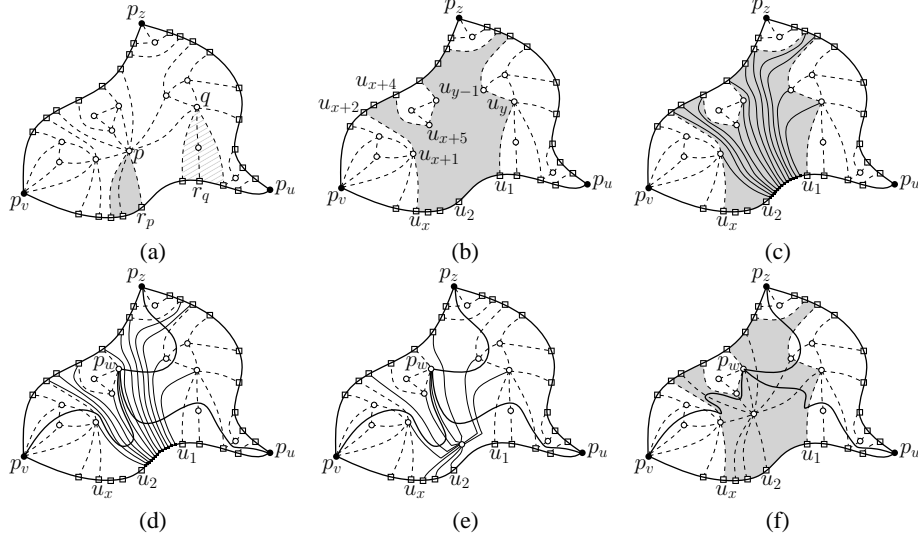


Fig. 10. (a) Graph $G(P \cup R, S)$. Point p is close to s_{uv} . In fact, p and a point r_p on s_{uv} are incident to the same face of $G(P \cup R, S)$, and the bounded faces of $G(u, v, p)$, which are shown gray, do not contain any point in $P \cup R$. Point q is not close to s_{uv} . In fact, although q and a point r_q on s_{uv} are incident to the same face of $G(P \cup R, S)$, the only bounded face of $G(u, v, q)$, which is shown with gray stripes, contains a point in P . (b) Removal of p from $G(P \cup R, S)$. The face f in which p used to lie is colored gray. (c) Insertion of dummy vertices $r'_{y-x}, r'_{y-x-1}, \dots, r'_1$ (small black squares) on edge (u_1, u_2) , and insertion of dummy edges e_1, e_2, \dots, e_{y-x} (solid thin lines) inside f . (d) Inductively constructed drawings s_{uv}, s_{vw} , and s_{zw} . (e) Reintroduction of p and its incident edges. (f) Restoration of the position of p and of the drawing of its incident edges, while preserving the topology of the drawing. Only the part of s_{uv}, s_{vw} , and s_{zw} in the interior of f has to be modified for this sake.

A point close to $s_{u,v}$ always exists. Namely, consider any point $p \in P$ incident to the same face of $G(P \cup R, S)$ a point on s_{uv} is incident to. If no point in P lies inside any of the bounded faces of $G(u, v, p)$, then p is the desired point. Otherwise, a set F of isolated vertices lies inside a bounded face f of $G(u, v, p)$. Among those points, there is a point p' that is incident to the same face of $G(P \cup R, S)$ a point on s_{uv} is incident to. Then, consider $G(u, v, p')$. If no point in P lies inside any of the bounded faces of $G(u, v, p')$, then p' is the desired point. Otherwise, a set F' of isolated vertices lies

inside a bounded face f' of $G(u, v, p')$. However, F' is a subset of F , thus the repetition of such an argument eventually leads to find a point close to s_{uv} .

Let p be any point close to s_{uv} . Remove p and its incident edges from $G(P \cup R, S)$. Let f be the face of $G(P \cup R, S)$ in which p used to lie and let C_f be the cycle delimiting f . Since p is close to s_{uv} , the vertices in R lying on s_{uv} appear consecutively along C_f . Denote by u_1, u_2, \dots, u_y the clockwise order of the vertices along C_f , where u_1, u_2, \dots, u_x are the vertices in R on s_{uv} in order from p_u to p_v . See Fig. 10(b). It holds $x \geq 2$, given that p is incident to the same face of $G(P \cup R, S)$ a point on s_{uv} is incident to, and given that every point in R has exactly one incident curve in S .

Insert $y - x$ dummy vertices $r'_{y-x}, r'_{y-x-1}, \dots, r'_1$ in R in this order on edge (u_1, u_2) . Insert dummy edges e_1, e_2, \dots, e_{y-x} inside f from u_{x+i} to r'_i , for every $1 \leq i \leq y - x$. See Fig. 10(c). Inductively draw s_{uw} , s_{vw} , and s_{zw} so that Properties P1–P5 of the claim are satisfied, where Property P4 ensures that Δ_{uvw} , Δ_{vzw} , and Δ_{zuw} contain $n_{uv} - 1$, n_{vz} , and n_{zu} points of $P \setminus \{p\}$ in their interior, respectively. See Fig. 10(d).

Introduce p in a point arbitrarily close to edge (u_1, u_2) . Reintroduce the edges incident to p as follows. Draw curves connecting p and its neighbors among u_1, u_2, \dots, u_x inside f and arbitrarily close to s_{uv} . Also, for each neighbor u_{x+i} of p with $1 \leq i \leq y - x$, draw a curve connecting p and u_{x+i} as composed of two curves, the first one arbitrarily close to s_{uv} , the second one coinciding with part of the edge e_i . Remove dummy vertices $r'_1, r'_2, \dots, r'_{y-x}$ and dummy edges e_1, e_2, \dots, e_{y-x} from the drawing. See Fig. 10(e). Finally, restore the placement of p and the drawing of its incident edges. In order to do so while maintaining the topology of the drawing (i.e. the number and order of the crossings along each edge), curves s_{uw} , s_{vw} , and s_{zw} have to be modified in the interior of f . See Fig. 10(f).

The constructed drawing of s_{uw} , s_{vw} , and s_{zw} satisfies Properties P1–P5 of the claim as shown in the following.

- Property P1 directly comes from induction.
- We prove Property P2. Consider any curve $s \in S$. We prove that, if s connects p_u and p_w , then s_{uw} coincides with s . Suppose first that s is incident to p . By construction, $p \neq p_u, p_w$, hence in this case there is nothing to prove. Suppose next that s is not incident to p . By induction, if s connects p_u and p_w , then s_{uw} coincides with s before restoring the position of p and the drawing of its incident edges. Moreover, the only part of the drawing of s_{uw} that can be possibly modified in order to restore the position of p and the drawing of its incident edges is the one lying in the interior of f . However, if s_{uw} coincides with s , then no part of it lies in the interior of f , hence s_{uw} still coincides with s after the modification. It can be analogously proved that if s connects p_v and p_w , or p_z and p_w , then s_{vw} or s_{zw} coincides with s , respectively.
- We prove Property P3. Consider any curve $s \in S$ and assume that s does not coincide with s_{uw} . We prove that s and s_{uw} cross at most once. Since restoring the position of p and the drawing of its incident edges does not alter the number of crossings between s and s_{uw} , it suffices to prove that they cross at most once when p and its incident edges are first reintroduced inside f . Suppose first that s is not incident to p . Then, by induction s and s_{uw} cross at most once. Suppose next that

s is incident to p and to a point u_i , for some $1 \leq i \leq y$. If $1 \leq i \leq x$, then s is arbitrarily close to s_{uv} , hence it does not cross s_{uw} at all. If $x + 1 \leq i \leq y$, then s is composed of two curves, the first one arbitrarily close to (u_1, u_2) (hence, such a curve does not cross s_{uw} at all), the second one coinciding with part of edge e_i (hence such a curve crosses s_{uw} at most once, by induction). It can be analogously proved that if s does not coincide with s_{vw} or with s_{zw} , then s and s_{vw} or s and s_{zw} cross at most once, respectively.

- In order to prove Property P4, it suffices to observe that by induction Δ_{uvw} , Δ_{vzw} , and Δ_{zuv} contain in their interior subsets of $P \setminus \{p\}$ with $n_{uv} - 1$ points, with n_{vz} points, and with n_{zu} points, respectively, and that by construction p lies in Δ_{uvw} , which hence contains n_{uv} points of P .
- We prove Property P5. Consider any curve $s \in S$. If s is not incident to p , then it satisfies the property by induction. Otherwise, s is incident to p , hence it has at least one of its end-points inside $cl(\Delta_{uvw})$. Thus, we only need to show that, if its second end-point is inside $cl(\Delta_{uvw})$, then s is entirely contained in $cl(\Delta_{uvw})$. Since s crosses each of s_{uw} and s_{vw} at most once, it follows that s is not entirely contained in $cl(\Delta_{uvw})$ if and only if it crosses each of s_{uw} and s_{vw} *exactly* once. Suppose that s connects p with a point u_i . If $1 \leq i \leq x$, then s is arbitrarily close to s_{uv} , hence it does not cross s_{uw} nor s_{vw} at all. If $x + 1 \leq i \leq y$, then s is composed of a curve arbitrarily close to (u_1, u_2) , which does not cross s_{uw} nor s_{vw} at all, and of a curve coinciding with part of edge e_i . If the latter curve crosses both s_{uw} and s_{vw} , then e_i would have both its end-points inside $cl(\Delta_{uvw})$ and still would not entirely lie inside $cl(\Delta_{uvw})$, which is not possible by induction.

This concludes the proof of the claim and of the lemma. □

Fig. 7(b) shows a planar drawing of G_2 satisfying the properties of Lemma 5. Lemma 5 implies a proof of Theorem 3. Namely, construct any planar drawing Γ_1 of G_1 . Denote by P the point set to which the $n - 3$ internal vertices of G_1 are mapped in Γ_1 . Let s_{uv} , s_{vz} , and s_{zu} be the curves representing edges (u_1, v_1) , (v_1, z_1) , and (z_1, u_1) in Γ_1 , respectively. Let S be the set of curves representing the internal edges of G_1 in Γ_1 . Let p_u , p_v , and p_z be the points on which u_1 , v_1 , and z_1 are drawn, respectively. Let $R = \{p_u, p_v, p_z\}$. Construct a planar drawing Γ_2 of G_2 satisfying the properties of Lemma 5. Then, Γ_1 and Γ_2 are planar drawings of G_1 and G_2 , respectively. By Properties (a) and (c) of Lemma 5, the n vertices of G_2 are mapped to the same n points to which the vertices of G_1 are mapped. Finally, by Properties (b) and (d) of Lemma 5, if edges e_1 of G_1 and e_2 of G_2 have their end-vertices mapped to the same two points $p_a, p_b \in P \cup \{p_u, p_v, p_z\}$, then e_1 and e_2 are represented by the same Jordan curve in Γ_1 and in Γ_2 ; hence, Γ_1 and Γ_2 are a SEFENOMAP of G_1 and G_2 .

4 Conclusions

In this paper we studied the problem of determining the largest $k_1 \leq n$ such that every n -vertex planar graph and every k_1 -vertex planar graph admit a SEFENOMAP. We proved that $k_1 \geq n/2$. No upper bound smaller than n is known. Hence, tightening this bound (and in particular proving whether $k_1 = n$ or not) is a natural research direction.

To achieve the above result, we proved that every n -vertex plane graph has an $(n/2)$ -vertex induced outerplane graph, a result related to a famous conjecture stating that every planar graph contains an induced forest with half of its vertices [2]. A suitable triangulation of a set of nested 4-cycles shows that $n/2$ is a tight bound for our algorithm, up to a constant. However, we have no example of an n -vertex plane graph whose largest induced outerplane graph has less than $2n/3$ vertices (a triangulation of a set of nested 3-cycles shows that the $2n/3$ bound cannot be improved). The following question arises: What are the largest k_2 and k_3 such that every n -vertex plane graph has an induced outerplane graph with k_2 vertices and an induced outerplanar graph with k_3 vertices? Any bound $k_2 > n/2$ would improve our bound for the SEFENOMAP problem, while any bound $k_3 > 3n/5$ would improve the best known bound for Conjecture 1, via the results in [8].

A different technique to prove that every n -vertex planar graph and every k_4 -vertex planar graph have a SEFENOMAP is to ensure that a mapping between their vertex sets exists that generates no shared edge. Thus, we ask: What is the largest $k_4 \leq n$ such that an injective mapping exists from the vertex set of any k_4 -vertex planar graph and the vertex set of any n -vertex planar graph generating no shared edge? It is easy to see that $k_4 \geq n/4$ (a consequence of the four color theorem [10,11]) and that $k_4 \leq n - 5$ (an n -vertex planar graph with minimum degree 5 does not admit such a mapping with an $(n - 4)$ -vertex planar graph having a vertex of degree $n - 5$).

Finally, it would be interesting to study the geometric version of our problem. That is: What is the largest $k_5 \leq n$ such that every n -vertex planar graph and every k_5 -vertex planar graph admit a geometric simultaneous embedding with no mapping? Surprisingly, we are not aware of any super-constant lower bound for the value of k_5 .

References

1. J. Akiyama and M. Watanabe. Maximum induced forests of planar graphs. *Graphs and Combinatorics*, 3(1):201–202, 1987.
2. M. O. Albertson and D. M. Berman. A conjecture on planar graphs. In J. A. Bondy and U. S. R. Murty, editors, *Graph Theory and Related Topics*, page 357. Academic Press, 1979.
3. T. Blasiüs, S. G. Kobourov, and I. Rutter. Simultaneous embedding of planar graphs. In R. Tamassia, editor, *Handbook of Graph Drawing and Visualization*. CRC Press, 2013.
4. O. V. Borodin. On acyclic colourings of planar graphs. *Disc. Math.*, 25:211–236, 1979.
5. P. Bose. On embedding an outer-planar graph on a point set. *Computational Geometry: Theory and Applications*, 23:303–312, 2002.
6. P. Braß, E. Cenek, C. A. Duncan, A. Efrat, C. Erten, D. Ismailescu, S. G. Kobourov, A. Lubiw, and J. S. B. Mitchell. On simultaneous planar graph embeddings. *Comput. Geom.*, 36(2):117–130, 2007.
7. P. Gritzmann, B. Mohar, J. Pach, and R. Pollack. Embedding a planar triangulation with vertices at specified points. *Amer. Math. Monthly*, 98(2):165–166, 1991.
8. K. Hosono. Induced forests in trees and outerplanar graphs. *Proc. Fac. Sci. Tokai Univ.*, 25:27–29, 1990.
9. M. Kaufmann and R. Wiese. Embedding vertices at points: Few bends suffice for planar graphs. *J. Graph Algorithms Appl.*, 6(1):115–129, 2002.
10. A. Kenneth and W. Haken. Every planar map is four colorable part I. discharging. *Illinois J. Math.*, 21:429–490, 1977.
11. A. Kenneth, W. Haken, and J. Koch. Every planar map is four colorable part II. reducibility. *Illinois J. Math.*, 21:491–567, 1977.

12. J. Kratochvíl and M. Vaner. A note on planar partial 3-trees. *CoRR*, abs/1210.8113, 2012.
13. M. J. Pelsmajer. Maximum induced linear forests in outerplanar graphs. *Graphs and Combinatorics*, 20(1):121–129, 2004.
14. K. S. Poh. On the linear vertex-arboricity of a planar graph. *Journal of Graph Theory*, 14(1):73–75, 1990.