

# STATIONARITY AGAINST MULTI-INTEGRATION IN THE AUTOREGRESSIVE PROCESS WITH POLYNOMIAL TREND

FRÉDÉRIC PROÏA

ABSTRACT. We tackle the stationarity issue of an autoregressive path with a polynomial trend, and we generalize some aspects of the LMC test, the testing procedure of Leybourne and McCabe. First, we show that it is possible to get the asymptotic distribution of the test statistic under the null hypothesis of trend-stationarity as well as under the alternative of nonstationarity, for any polynomial trend of order  $r$ , and potentially multi-integrated noise of order  $d$ . Then, we explain the reason why the LMC test, and by extension the KPSS test, does not reject the null hypothesis of trend-stationarity, mistakenly, when the random walk is generated by a unit root located at  $-1$ . We also observe it on simulated data. Finally, we describe some useful stochastic processes that appear in our limiting distributions.

## 1. HISTORY AND MOTIVATION

Consider the generating process given, for all  $t \in \mathbb{Z}$ , by

$$Y_t = T_t + Z_t$$

where  $(T_t)$  is a deterministic trend and  $(Z_t)$  follows the ARMA( $p + 1, q$ ) process defined as

$$(1 - \theta_0 L)\mathcal{A}(L)Z_t = \mathcal{B}(L)\varepsilon_t$$

in which for all  $z \in \mathbb{C}$ ,  $\mathcal{A}(z) = 1 - \theta_1 z - \dots - \theta_p z^p$  and  $\mathcal{B}(z) = 1 + \varphi_1 z + \dots + \varphi_q z^q$  are causal polynomials of order  $p \geq 0$  and  $q \geq 0$  respectively, and  $L$  is the lag operator. Consider also that  $(\varepsilon_t)$  is a white noise of variance  $\sigma^2 > 0$  and that  $|\theta_0| = 1$ . Accordingly, the autoregressive polynomial generating  $(Z_t)$  has a unit root located at  $\theta_0$  and  $((1 - \theta_0 L)Y_t)$  is a trend-stationary process in the sense that the stochastic part of  $(Y_t)$  is stationary. Two strategies exist to investigate the stochastic nonstationarity of an observed autoregressive path, for  $\theta_0 = 1$ . The first one consists in testing the significance of a consistent estimation of  $\theta_0 - 1$ , and the second one directly deals with the residual behavior and looks for a potentially hidden random walk in the disturbance. These strategies, that we are now going to quickly summarize, are compatible since the one tests the null hypothesis of unit root whereas the other evaluates trend-stationarity.

---

*Key words and phrases.* LMC test, KPSS test, Unit root, Stationarity testing procedure, Polynomial trend, Stochastic nonstationarity, Random walk, Multi-integration, ARIMA process, Donsker's invariance principle, Continuous mapping theorem.

**1.1. Testing the presence of a unit root.** In the particular case where  $p = 0$ ,  $q = 0$  and where  $(T_t)$  is a linear trend, Dickey and Fuller [12] in 1979 first studied the unit root issue. For all  $1 \leq t \leq T$ , they considered the model given by

$$(1.1) \quad Y_t = \theta_0 Y_{t-1} + \alpha_0 + \alpha_1 t + \varepsilon_t$$

where  $(\varepsilon_t)$  is a white noise of finite variance. Then, they established that, under the null “ $\mathcal{H}_0 : \theta_0 = 1$ ” and with normally distributed innovations,

$$(1.2) \quad T(\widehat{\theta}_T - 1) \xrightarrow{\mathcal{D}} \frac{\int_0^1 V(s) dW(s)}{\int_0^1 V^2(s) ds}$$

where  $\widehat{\theta}_T$  is the least squares estimator of  $\theta_0$ , this limiting distribution being written under a series representation. This result had been conjectured by White [56] in 1958 with no trend retained and a Gaussian noise (even if his scaling was wrong). A special case was obtained earlier by Lai and Seigmund [23] in 1983, then Phillips [45] derived the first general proof of (1.2) in 1987, and Chan and Wei [7] in 1988 improved the assumptions by considering that  $(\varepsilon_t)$  is a sequence of martingale differences having a finite moment of order  $2 + \delta$  for some  $\delta > 0$ . The stochastic process  $V(t)$  is identifiable and depends on the estimated deterministic trend ( $V(t)$  is the Wiener process  $W(t)$  for  $\alpha = \beta = 0$ , otherwise it describes a family of detrended Wiener processes that we will clarify in the sequel). The behavior of the associated  $t$ -statistic has been tabulated by Dickey and Fuller [12] in 1979, or by MacKinnon [31] in 1991. The *augmented Dickey-Fuller test* is probably the most commonly used nowadays to evaluate the presence of a unit root in a general ARMA( $p, q$ ) process, for  $p \geq 0$  and  $q \geq 0$ . It was suggested by Dickey and Fuller [12]–[13] and then formalized by Dickey and Said [14] in 1981 when  $p$  and  $q$  are supposed to be known, and in 1984 [49] under the AR( $k$ ) approximation of the associated causal AR( $\infty$ ) expression, for  $k$  growing to infinity and therefore working for unknown  $p$  and  $q$ . They used the equivalent formulation of the AR( $k$ ) process having a trend, popularized by Sims, Stock and Watson [54], given by

$$\Delta Y_t = (\theta_0 - 1)Y_{t-1} + \sum_{i=1}^{k-1} \delta_i \Delta Y_{t-i} + \alpha + \beta t + \varepsilon_t$$

where  $\delta_i = -(\theta_{i+1} + \dots + \theta_k)$  and  $\theta_0 = \theta_1 + \dots + \theta_k$ . The fundamental hypothesis is that  $\mathcal{A}$  and  $\mathcal{B}$  are causal, ensuring that the AR( $\infty$ ) expression exists and that, under the null,  $(\Delta Y_t)$  is trend-stationary for  $\theta_0 = 1$ . It is shown in [49] that convergence (1.2) still holds, independently of the number  $k$  of retained lags provided that  $k = O(T^{1/3})$ , for any ARMA( $p, q$ ) modelling. However, the power of the test is impacted and, as it is explained by Schwert [52] in 1989 or by Ng and Perron [38] in 1995, some distortions may occur for badly truncated processes. In 1982 already, Nelson and Plosser [35] had highlighted the presence of unit roots in a number of macroeconomic series *via* the Dickey-Fuller strategy. Let us also mention the nonparametric approach suggested by Phillips [45] in 1987 and deepened by Phillips and Perron [46] in 1988. They consider the generating process (1.1) with  $p = 0$ , and translate all correlation phenomenon in the disturbance  $(\varepsilon_t)$ , which is

now supposed to be strongly mixing and to satisfy some additional assumptions. Withers [57] had already showed in 1981 that this set of hypothesis is satisfied for the usual ARMA( $p, q$ ) perturbations. Then, by taking account of a nonparametric correction of the test statistic using an estimation of the so-called *long-run variance* of  $(\varepsilon_t)$ , Phillips and Perron demonstrated that the asymptotic distribution of their test statistic still remains the one of (1.2), tabulated by Ouliaris and Phillips [42] for different trends, and available for a wider class of generating processes. The difficulty now lies in the estimation of the long-run variance, also depending on a truncation. Newey and West [37] had suggested an expression that Phillips proved to be weakly consistent in [45] under the additional assumption that  $\sup \mathbb{E}[|\varepsilon_t|^\beta] < \infty$  for some  $\beta > 4$ . There is an abundant literature on the unit root testing procedures, and we have just summarized some important topics. The interested reader will find in-depth studies for example by Dickey, Bell and Miller [11] and Bhargava [2] in 1986, Perron [44] in 1988, Ouliaris, Park and Phillips [41] in 1989, Dolado, Jenkinson and Sosvilla-Rivero [15] in 1990, Schmidt and Phillips [51] in 1992, Leybourne, Kim and Newbold [25]–[26] in 2004–05, etc. One can also cite the bayesian approaches of Sims [53] in 1988 and Lubrano [30] in 1995. This methodology allows not to reject the null hypothesis of unit root, but it seems important to be able to reject the alternative hypothesis if required, to consolidate the judgement. Indeed, De Jong, Nankervis, Savin and Whiteman [8] observed in 1992 that the unit root testing procedures are empirically less powerful than their usual counterparts in a stable framework when  $\theta_0$  is very close to 1, namely for an estimator of  $\theta_0$  which is asymptotically normal with rate  $\sqrt{T}$  as soon as  $|\theta_0| < 1$ , and some econometricians maintain that an observed path is generated by a unit root with probability zero. In the same vein, Chan and Wei [6] in 1987 have made some inference on AR(1) processes when the parameter is very close to 1 and have derived an asymptotic distribution slightly different.

**1.2. Testing the presence of a random walk.** Let us now have a look to the situation where a random walk is hidden in the residual process. Consider, for all  $t \in \mathbb{Z}$ , the autoregressive process given by

$$(1.3) \quad \mathcal{A}(L)Y_t = T_t + S_t^\eta + \varepsilon_t$$

where  $\mathcal{A}$  is a causal polynomial of order  $p$ ,  $(T_t)$  is a deterministic trend,  $(\varepsilon_t)$  is a white noise of variance  $\sigma_\varepsilon^2 > 0$  and  $(S_t^\eta)$  is a random walk generated by a white noise  $(\eta_t)$  of variance  $\sigma_\eta^2 \geq 0$ , uncorrelated with  $(\varepsilon_t)$ . In 1994, Leybourne and McCabe [28] establish that, under the null hypothesis  $\mathcal{H}_0 : \sigma_\eta^2 = 0$ , an observed path  $(Y_t)$  from (1.3) behaves like a trend-stationary AR( $p$ ) process whereas, under the alternative  $\mathcal{H}_1 : \sigma_\eta^2 > 0$ , it is generated by an invertible ARIMA( $p, 1, 1$ ) modelling having a trend, *a fortiori* nonstationary. In addition, they propose to take account of the maximum likelihood estimator  $\hat{\theta}_T$  of  $\theta$ , and to estimate the trend parameters using a least squares methodology on the residual process  $(\check{\mathcal{A}}(L)Y_t)$ . For all  $1 \leq t \leq T$ , denote by  $(\hat{\varepsilon}_t)$  the residual set obtained, and by  $(S_t)$  and  $(Q_t)$  the partial sum processes of  $(\hat{\varepsilon}_t)$  and  $(\hat{\varepsilon}_t^2)$ , respectively. Then, for specific trends (none, constant or

linear), it is established that, under  $\mathcal{H}_0 : “\sigma_\eta^2 = 0”$ ,

$$(1.4) \quad \frac{1}{TQ_T} \sum_{t=1}^T S_t^2 \xrightarrow{\mathcal{D}} \int_0^1 B^2(s) ds.$$

Under  $\mathcal{H}_1 : “\sigma_\eta^2 > 0”$ , the test statistic diverges with rate  $T$ , and it is possible to get its correctly renormalized asymptotic distribution. Here,  $B(t)$  describes a family of Brownian bridges, depending on the order of the estimated trend. We will shorten this procedure *LMC test* in all the sequel. In the simple case where  $p = 0$ , Nabeya and Tanaka [34] had already investigated the founding principles of this strategy in 1988. This restriction seems nevertheless far from reality since all correlation phenomenon has disappeared. Earlier, Nyblom and Makelainen [40] in 1983, Nyblom [39] in 1986 and Leybourne and McCabe [27] in 1989 had already taken an interest in such test statistics, for closely related models. In 1993, Saikkonen and Luukkonen [50] had followed a symmetrical point of view and chosen to test the presence of a noninvertible MA(1) component in the differentiated process, for  $p = 0$ . As a matter of fact, under  $\mathcal{H}_0$ , one deals with an over-differentiated process and the disturbance  $(\Delta\varepsilon_t)$  finds itself with a unit root. The procedure of Kwiatkowski, Phillips, Schmidt and Shin [22] of 1992 (shortened from now on *KPSS test*) translates any correlation in the residual process, in the same manner as Phillips and Perron did to avoid any estimation of  $p$  and  $\theta$  in the Dickey-Fuller procedure. Hence, it is considered that  $p = 0$  and that  $(\varepsilon_t)$  satisfies more general conditions already evoked in the previous subsection. They showed that the test statistic (1.4) reaches the same asymptotic distribution but, as a long-run variance has to be estimated instead, there is a truncation at a lag  $\ell$  such that  $\ell = \ell(T) \rightarrow \infty$  to ensure consistency, and the divergence under  $\mathcal{H}_1$  occurs with rate  $T/\ell = o(T)$ . One can accordingly expect that the procedure of Leybourne and McCabe will be more powerful to discriminate  $\mathcal{H}_1$ , and such observations are made in [28]. However, the latter needs the true value of  $p$  and sacrifices all flexibility, contrasting with the KPSS procedure. The stationarity of time series being a contemporary issue, it is not surprising to find again an abundant literature on empirical studies, anomalies detection or improvements brought to these strategies. Without completeness, let us simply mention Leybourne and McCabe [29] in 1999, Newbold, Leybourne and Wohar [36] in 2001, Müller [33] in 2005, Harris, Leybourne and McCabe [20] or De Jong, Amsler and Schmidt [9] in 2007, Pelagatti and Sen [43] in 2009, etc.

We intend to generalize some aspects of the LMC test. First, we will show that it is possible to get the asymptotic distribution of the test statistic under  $\mathcal{H}_0$  as well as under  $\mathcal{H}_1$ , for any polynomial trend of order  $r$ , and potentially multi-integrated noise of order  $d$ . Then, we will explain, and we will observe it on some straightforward simulated data, the reason why the LMC test – and by extension the KPSS test – does not reject the null hypothesis of trend-stationarity, mistakenly, when the random walk is generated by a unit root located at  $-1$ . We have widely been inspired by the calculation methods of [22] and [28], themselves relying on the Donsker’s invariance principle and the Mann-Wald’s theorem, that we will also recall. Finally, we will

describe some useful stochastic processes that appear in our limiting distributions, and we will prove our results.

In all the sequel,  $k_T = k/T$  is the renormalization of any  $k \in \mathbb{N}$ , and  $\mathbb{I}$  designates the indicator function. In addition, we will always consider that  $0 < \tau \leq 1$  and that  $[T\tau]$  denotes the integer part of  $T\tau$ . To lighten the notations, we will usually refer to the corresponding vector by removing the implicit subscript on the variable. For example,  $\varepsilon' = (\varepsilon_1 \ \dots \ \varepsilon_T)$  where  $\varepsilon'$  is the transpose of  $\varepsilon$ .

## 2. A CONSISTENT TEST FOR A UNIT ROOT

We consider the autoregressive process on  $\mathbb{Z}$  of order  $p$  with a polynomial trend of order  $r$ , driven by a random walk and an additive error. For an observed path of size  $T$ , we investigate the model given, for all  $1 \leq t \leq T$ , by

$$(2.1) \quad \mathcal{A}(L)Y_t = (\alpha_0 + \alpha_1 t_T + \dots + \alpha_r t_T^r) \mathbb{I}_{\{\kappa \neq 0\}} + S_t^\eta + \varepsilon_t$$

where, for all  $z \in \mathbb{C}$ ,  $\mathcal{A}(z) = 1 - \theta_1 z - \dots - \theta_p z^p$  is a causal autoregressive polynomial having all its zeroes outside the unit circle, where, for any  $|\rho| = 1$ ,

$$(2.2) \quad S_t^\eta = \rho S_{t-1}^\eta + \eta_t$$

is a random walk starting from  $S_0^\eta = 0$ , and where  $(\varepsilon_t)$  and  $(\eta_t)$  are uncorrelated white noises of variance  $\sigma_\varepsilon^2 > 0$  and  $\sigma_\eta^2 \geq 0$ , respectively. For the sake of simplicity, we consider that  $Y_{-p+1} = \dots = Y_{-1} = 0$ . We also normalize the known part of the trend, by selecting  $t_T = t/T$ , to simplify the treatment of the projections, as we will see in the technical proofs. The order of the polynomial trend is  $r$ , but we will also take account of the case where no trend is introduced in (2.1). We switch from one situation to another by selecting  $\kappa \neq 0$  or  $\kappa = 0$ . Our objective is to establish a testing procedure for

$$\mathcal{H}_0 : \text{“}\sigma_\eta^2 = 0\text{”} \quad \text{against} \quad \mathcal{H}_1 : \text{“}\sigma_\eta^2 > 0\text{”}.$$

One can observe that (2.1) is a trend-stationary process under the null  $\mathcal{H}_0$ , since the process  $(S_t^\eta)$  is almost surely zero, and an integrated process of order 1 under the alternative  $\mathcal{H}_1$ . Hence, evaluating  $\mathcal{H}_0$  against  $\mathcal{H}_1$  is equivalent to testing stationarity against integration in the stochastic part of the process. The case  $|\rho| < 1$  corresponds to a trend-stationary process both under  $\mathcal{H}_0$  and under  $\mathcal{H}_1$ , it is consequently not of interest as part of this paper. Combining (2.1) and (2.2), the model under  $\mathcal{H}_1$  is

$$(2.3) \quad \mathcal{A}(L)Y_t = (\alpha_0 + \alpha_1 t_T + \dots + \alpha_r t_T^r) \mathbb{I}_{\{\kappa \neq 0\}} + \sum_{k=1}^t \rho^{t-k} \eta_k + \varepsilon_t$$

where the source of the stochastic nonstationarity of  $(Y_t)$  is

$$(2.4) \quad S_t^\eta = \sum_{k=1}^t \rho^{t-k} \eta_k$$

which is the partial sum process of  $(\eta_t)$  when  $\rho = 1$ . First, for all  $1 \leq t \leq T$ ,

$$\begin{aligned} \mathcal{A}(L)(1 - \rho L)Y_t &= (1 - \rho L)(\alpha_0 + \alpha_1 t_T + \dots + \alpha_r t_T^r) \mathbb{I}_{\{\kappa \neq 0\}} + (1 - \rho L)(S_t^\eta + \varepsilon_t) \\ &= (\gamma_0 + \gamma_1 t_T + \dots + \gamma_r t_T^r) \mathbb{I}_{\{\kappa \neq 0\}} + \eta_t + \varepsilon_t - \rho \varepsilon_{t-1} \end{aligned}$$

where  $\gamma_0, \gamma_1, \dots, \gamma_r$  are easily identifiable (e.g.  $\gamma_r = 0$  when  $\rho = 1$ ) and the process  $(\eta_t + \varepsilon_t - \rho\varepsilon_{t-1})$  is second-order equivalent in moments to an MA(1) residual, as it is explained in [22]. We obtain the integrated model given, for all  $1 \leq t \leq T$ , by

$$(2.5) \quad \mathcal{A}(L)(1 - \rho L)Y_t = (\gamma_0 + \gamma_1 t_T + \dots + \gamma_r t_T^r) \mathbb{I}_{\{\kappa \neq 0\}} + \xi_t + \beta \xi_{t-1}$$

where  $(\xi_t)$  is a white noise of variance  $\sigma_\xi^2$  depending on the so-called *signal-to-noise ratio*  $\sigma_\eta^2/\sigma_\varepsilon^2$ . Let  $(\check{\theta}_T, \check{\beta}_T)$  be the maximum likelihood estimator of  $(\theta, \beta)$  in the model (2.5) correctly detrended and consider the residual process

$$(2.6) \quad \check{Y}_t = Y_t - \check{\theta}_1 Y_{t-1} - \dots - \check{\theta}_p Y_{t-p}.$$

Note that under  $\mathcal{H}_1$ ,  $|\beta| < 1$ , implying that the process is causal and invertible. On the other hand,  $|\beta| = 1$  under  $\mathcal{H}_0$  and the process is not invertible. However, as we will see in the proof of our results,  $(\check{\theta}_T, \check{\beta}_T)$  is consistent in both cases. As a result, it makes sense to estimate  $\alpha$  under  $\mathcal{H}_0$  using a least squares methodology in the model given, for all  $1 \leq t \leq T$ , by

$$(2.7) \quad \check{Y}_t = (\alpha_0 + \alpha_1 t_T + \dots + \alpha_r t_T^r) \mathbb{I}_{\{\kappa \neq 0\}} + \varepsilon_t$$

and to build the corresponding residual set  $(\hat{\varepsilon}_t)$ . For all  $1 \leq t \leq T$ , let

$$(2.8) \quad \hat{\varepsilon}_t = \check{Y}_t - (\hat{\alpha}_0 + \hat{\alpha}_1 t_T + \dots + \hat{\alpha}_r t_T^r) \mathbb{I}_{\{\kappa \neq 0\}}$$

where  $\hat{\alpha}_T$  is the least squares estimator of  $\alpha$  in the model (2.7), and let the partial sum processes of  $(\hat{\varepsilon}_t)$  and  $(\hat{\varepsilon}_t^2)$  be defined as

$$(2.9) \quad S_t = \sum_{k=1}^t \hat{\varepsilon}_k \quad \text{and} \quad Q_t = \sum_{k=1}^t \hat{\varepsilon}_k^2.$$

Finally, consider the test statistic

$$(2.10) \quad \hat{K}_T = \frac{1}{TQ_T} \sum_{t=1}^T S_t^2.$$

We now establish the asymptotic behavior of  $\hat{K}_T$  under  $\mathcal{H}_0$ .

**Theorem 2.1.** *Assume that  $\sigma_\eta^2 = 0$ . Then, for  $\kappa \neq 0$ , we have the weak convergence*

$$\hat{K}_T \xrightarrow{\mathcal{D}} \int_0^1 B_r^2(s) ds$$

where  $(B_r(t), t \in [0, 1])$  is the generalized Brownian bridge of order  $r$ . In addition, for  $\kappa = 0$ , we have the weak convergence

$$\hat{K}_T \xrightarrow{\mathcal{D}} \int_0^1 W^2(s) ds$$

where  $(W(t), t \in [0, 1])$  is the standard Wiener process.

In the following theorem, we show that  $\hat{K}_T$  diverges under  $\mathcal{H}_1$  for  $\rho = 1$  with rate  $T$  and we study the asymptotic behavior of the test statistic correctly renormalized. We also show that it decreases to zero under  $\mathcal{H}_1$  for  $\rho = -1$ .

**Theorem 2.2.** *Assume that  $\sigma_\eta^2 > 0$ . Then, for  $\kappa \neq 0$  and  $\rho = 1$ , we have the weak convergence*

$$\frac{\widehat{K}_T}{T} \xrightarrow{\mathcal{D}} \frac{\int_0^1 C_{r,1}^2(s) ds}{\int_0^1 W_{r,0}^2(s) ds}$$

where  $(C_{r,1}(t), t \in [0, 1])$  is the integrated Brownian bridge of order  $r \times 1$  and  $(W_{r,0}(t), t \in [0, 1])$  is the detrended Wiener process of order  $r \times 0$ . In addition, for  $\kappa = 0$ , we have the weak convergence

$$\frac{\widehat{K}_T}{T} \xrightarrow{\mathcal{D}} \frac{\int_0^1 W^{(1)2}(s) ds}{\int_0^1 W^2(s) ds}$$

where  $(W^{(1)}(t), t \in [0, 1])$  is the integrated Wiener process of order 1 and  $(W(t), t \in [0, 1])$  is the standard Wiener process. Finally, for  $\rho = -1$ ,

$$\widehat{K}_T \xrightarrow{\mathcal{P}} 0.$$

The situation where  $\rho = -1$  is the cause of a number of complications as we will see in the associated proofs, that is the reason why we limit ourselves to stipulate the convergence of  $\widehat{K}_T$  to zero in the general case. However, in the particular case where  $\kappa = 0$ , we reach the following result.

**Proposition 2.1.** *Assume that  $\sigma_\eta^2 > 0$ . Then, for  $\kappa = 0$  and  $\rho = -1$ , we have the weak convergence*

$$T \widehat{K}_T \xrightarrow{\mathcal{D}} \frac{2\sigma_\varepsilon^2 \int_0^1 W_\varepsilon^2(s) ds + \sigma_\eta^2 \int_0^1 W_\eta^2(s)}{2\sigma_\eta^2 \int_0^1 W_\eta^2(s)}$$

where  $(W_\varepsilon(t), t \in [0, 1])$  and  $(W_\eta(t), t \in [0, 1])$  are independent standard Wiener processes.

One can notice that this is the only situation in which  $(\varepsilon_t)$  and  $(\eta_t)$  simultaneously play a role in the asymptotic behavior, that is the reason why one had to make such a decomposition into  $W_\varepsilon(t)$  and  $W_\eta(t)$ . As a matter of fact, under  $\mathcal{H}_0$ ,  $(\varepsilon_t)$  is the only perturbing process whereas under  $\mathcal{H}_1$  with  $\rho = 1$ ,  $(\varepsilon_t)$  is dominated by  $(\eta_t)$ . We are pretty convinced, on the basis of a simulation study, that it is possible to find an identifiable limiting distribution to  $T\widehat{K}_T$ , for  $\kappa \neq 0$  and  $\rho = -1$ . However, we have not reached the explicit expression in this work because of complications due to the phenomenon of compensation in the invariance principles, and calculations very hard to conduct. This could form an objective for a future study.

*Proof.* Theorems 2.1–2.2 and Proposition 2.1 are proved in Section 7.  $\square$

### 3. A CONSISTENT TEST FOR MULTIPLE UNIT ROOTS

Assume now that the autoregressive process  $(Y_t)$  has  $d = d^+ + d^-$  unit roots. Namely,  $z = 1$  is a root of  $\mathcal{A}$  with multiplicity  $d^+$  and  $z = -1$  is a root of  $\mathcal{A}$  with

multiplicity  $d^-$ . The model is given, for all  $1 \leq t \leq T$  and using the same notations as in Section 2, by

$$(3.1) \quad \mathcal{A}(L)Y_t = (\alpha_0 + \alpha_1 t_T + \dots + \alpha_r t_T^r) \mathbb{I}_{\{\kappa \neq 0\}} + S_t^{(d)} + \varepsilon_t$$

where  $(S_t^{(d)})$  is a random walk of order  $d$  that we can define as

$$(3.2) \quad \begin{cases} S_t^{(d)} = \rho_d S_{t-1}^{(d)} + S_t^{(d-1)} \\ \vdots \\ S_t^{(2)} = \rho_2 S_{t-1}^{(2)} + S_t^{(1)} \\ S_t^{(1)} = \rho_1 S_{t-1}^{(1)} + \eta_t \end{cases}$$

with  $|\rho_1| = \dots = |\rho_d| = 1$  among which  $d^+$  are 1 and  $d^-$  are  $-1$ . We consider to lighten the calculations that  $S_0^{(1)} = \dots = S_0^{(d)} = 0$ . As a consequence, the source of the stochastic nonstationarity of  $(Y_t)$  is

$$(3.3) \quad S_t^{(d)} = \sum_{t_d=1}^t \rho_d^{t-t_d} S_{t_d}^{(d-1)} = \dots = \sum_{t_d=1}^t \dots \sum_{t_1=1}^{t_2} \prod_{k=1}^d \rho_k^{t_{k+1}-t_k} \eta_{t_1}$$

with the convention that  $t_{d+1} = t$ . It follows that the model (3.1) has the integrated expression given, for  $1 \leq t \leq T$ , by

$$\mathcal{A}(L)(1-L)^{d^+}(1+L)^{d^-} Y_t = (\gamma_0 + \gamma_1 t_T + \dots + \gamma_r t_T^r) \mathbb{I}_{\{\kappa \neq 0\}} + \eta_t + (1-L)^{d^+}(1+L)^{d^-} \varepsilon_t$$

where  $\gamma_0, \dots, \gamma_r$  are identifiable and where the residual  $(\eta_t + (1-L)^{d^+}(1+L)^{d^-} \varepsilon_t)$  is second-order equivalent in moments to an MA( $d$ ) process. Thus, we have

$$(3.4) \quad \mathcal{A}(L)(1-L)^{d^+}(1+L)^{d^-} Y_t = (\gamma_0 + \gamma_1 t_T + \dots + \gamma_r t_T^r) \mathbb{I}_{\{\kappa \neq 0\}} + \mathcal{B}(L)\xi_t$$

where  $(\xi_t)$  is a white noise of finite variance  $\sigma_\xi^2$  and  $\mathcal{B}$  is the corresponding polynomial of order  $d$  given, for all  $z \in \mathbb{C}$ , by  $\mathcal{B}(z) = 1 + \beta_1 z + \dots + \beta_d z^d$ . In fact, we will focus our attention on two particular configurations for this model corresponding to  $(d^+, d^-) = (d, 0)$  and  $(d^+, d^-) = (0, d)$ . As a matter of fact, the combination of a unit root at 1 and a unit root at  $-1$  collapses into an integrated process of order 1, and not 2 as might be expected. To illustrate this, consider the residual (3.2) for  $d = 2$ ,  $\rho_2 = -1$  and  $\rho_1 = 1$ ,

$$\begin{cases} S_t^{(2)} = -S_{t-1}^{(2)} + S_t^{(1)} \\ S_t^{(1)} = S_{t-1}^{(1)} + \eta_t \end{cases}$$

It follows that  $(1+L)S_t^{(2)} = S_t^{(1)}$  and that  $(1-L^2)S_t^{(2)} = \eta_t$ , meaning that the residual behaves like an ARIMA(2, 1, 0) process. For each couple  $(d^+, d^-)$ , one can accordingly find a representation of the process having less than  $d$  unit roots, except for  $(d, 0)$  and  $(0, d)$ , that is why we will focus on these particular cases in this study. Whereas the null  $\mathcal{H}_0 : \sigma_\eta^2 = 0$  clearly coincides with the stationarity of the stochastic part of  $(Y_t)$ , we will evaluate the two alternatives mentioned above. The first one is  $\mathcal{H}_1^+ : \sigma_\eta^2 > 0$  and  $d^+ = d$  and the other is  $\mathcal{H}_1^- : \sigma_\eta^2 > 0$  and  $d^- = d$ , which represents the order of integration of the process. Here again, we note that  $\mathcal{B}$  in (3.4) has unit roots under  $\mathcal{H}_0$ . Under  $\mathcal{H}_1$ , we will consider that  $\mathcal{B}$  is causal.



As a matter of fact, from Proposition 3.5.1 of [4] and since  $\mathcal{A}$  is causal, there exists a white noise  $(\xi_t)$  such that all zeroes of  $\mathcal{B}$  lie outside the unit circle. Then, as in Section 2, let  $(\hat{\theta}_T, \hat{\beta}_T)$  be the maximum likelihood estimator of  $(\theta, \beta)$  in the model (3.4) correctly detrended and consider the residual process  $(\check{Y}_t)$  given by (2.6). We also estimate  $\alpha$  under  $\mathcal{H}_0$  using a least squares methodology in the model given by (2.7) and we obtain the same residual set  $(\hat{\varepsilon}_t)$ . Namely, for all  $1 \leq t \leq T$ ,

$$\hat{\varepsilon}_t = \check{Y}_t - (\hat{\alpha}_0 + \hat{\alpha}_1 t_T + \dots + \hat{\alpha}_r t_T^r) \mathbb{I}_{\{\kappa \neq 0\}}.$$

The testing procedure relies on the same test statistic, that is

$$\hat{K}_T = \frac{1}{TQ_T} \sum_{t=1}^T S_t^2$$

where the processes  $(S_t)$  and  $(Q_t)$  are given in (2.9). Of course, Theorem 2.1 still holds since the hypothesis “ $d^+ + d^- = 0$ ” corresponds to the null in Section 2. However, we propose the following result.

**Theorem 3.1.** *Assume that  $\sigma_\eta^2 > 0$ . Then, for  $\kappa \neq 0$  and  $d = d^+ \geq 1$ , we have the weak convergence*

$$\frac{\hat{K}_T}{T} \xrightarrow{\mathcal{D}} \frac{\int_0^1 C_{r,d}^2(s) ds}{\int_0^1 W_{r,d-1}^2(s) ds}$$

where  $(C_{r,d}(t), t \in [0, 1])$  is the integrated Brownian bridge of order  $r \times d$  and  $(W_{r,d-1}(t), t \in [0, 1])$  is the detrended Wiener process of order  $r \times (d - 1)$ . In addition, for  $\kappa \neq 0$ , we have the weak convergence

$$\frac{\hat{K}_T}{T} \xrightarrow{\mathcal{D}} \frac{\int_0^1 W^{(d)2}(s) ds}{\int_0^1 W^{(d-1)2}(s) ds}$$

where  $(W^{(d-1)}(t), t \in [0, 1])$  and  $(W^{(d)}(t), t \in [0, 1])$  are the integrated Wiener processes of order  $d - 1$  and  $d$ , respectively. Finally, for  $d = d^- \geq 1$ ,

$$\hat{K}_T \xrightarrow{\mathcal{P}} 0.$$

One can observe that the rate of convergence of  $\hat{K}_T$  under  $\mathcal{H}_1$  does not depend on  $d$  as soon as  $d \geq 1$ , and that only the limiting distribution is impacted. This forms a restriction in the procedure since it is not possible to evaluate the true value of  $d$  with high probability using Theorem 3.1. However, for the positive unit roots, we also have the following result.

**Proposition 3.1.** *Assume that  $\sigma_\eta^2 > 0$ . Then, for  $d = d^+ \geq 1$ , we have the weak convergences*

$$\frac{Q_T}{T^{2d}} \xrightarrow{\mathcal{D}} \sigma_\eta^2 \int_0^1 W_{r,d-1}^2(s) ds \quad \text{and} \quad \frac{1}{T^{2(d+1)}} \sum_{t=1}^T S_t^2 \xrightarrow{\mathcal{D}} \sigma_\eta^2 \int_0^1 C_{r,d}^2(s) ds$$

where  $(C_{r,d}(t), t \in [0, 1])$  is the integrated Brownian bridge of order  $r \times d$  and  $(W_{r,d-1}(t), t \in [0, 1])$  is the detrended Wiener process of order  $r \times (d - 1)$ .

Of course, Proposition 3.1 is useless for statistical procedures since  $\sigma_\eta^2$  is unknown, but it points out for example that  $Q_T$  behaves like  $T^{2d}$  and this allows to have an indicator of the true value of the order of integration of the process by looking at  $(\widehat{\varepsilon}_t)$ , for positive unit roots. Indeed, representing the evolution of  $Q_T/T^{2d}$  for  $d = 0, 1, 2, \dots$ , on a logarithmic scale enables to select unambiguously the order of integration of the given path of some process.

*Proof.* Theorem 3.1 and Proposition 3.1 are proved in Section 7.  $\square$

#### 4. SOME USEFUL STOCHASTIC PROCESSES

Throughout the study, we deal with some stochastic processes, built from the standard Wiener process  $(W(t), t \in [0, 1])$  that we are now going to introduce. In all definitions, we consider that  $d, r \in \mathbb{N}$ .

**Definition 4.1** (Integrated Wiener Process). *The process given, for  $t \in [0, 1]$ , by*

$$W^{(d)}(t) = \int_0^t \int_0^{s_1} \dots \int_0^{s_{d-1}} W(s_d) ds_d \dots ds_1$$

*is called a “integrated Wiener process of order  $d$ ” in the whole paper. By convention,  $W^{(0)}(t) \equiv W(t)$ .*

For example,

$$W^{(1)}(t) = \int_0^t W(s) ds \quad \text{and} \quad W^{(2)}(t) = \int_0^t \int_0^s W(u) du ds.$$

**Definition 4.2** (Generalized Brownian Bridge). *The process given, for  $t \in [0, 1]$ , by*

$$B_r(t) = h_r(W)(t)$$

*where the function  $h_r$  from  $C([0, 1])$  into  $C([0, 1])$  is given by formula (8) in [32], is called a “generalized Brownian bridge of order  $r$ ” in the whole paper.*

**Definition 4.3** (Integrated Brownian Bridge). *The process given, for  $t \in [0, 1]$ , by*

$$C_{r,d}(t) = h_r(W^{(d)})(t)$$

*is called a “integrated Brownian bridge of order  $r \times d$ ” in the whole paper. By convention,  $C_{r,0}(t) \equiv B_r(t)$ .*

**Definition 4.4** (Detrended Wiener Process). *The process given, for  $t \in [0, 1]$ , by*

$$W_{r,d}(t) = \frac{dC_{r,d+1}(t)}{dt}$$

*is called a “detrended Wiener process of order  $r \times d$ ” in the whole paper. It is explicitly defined as*

$$W_{r,d}(t) = W^{(d)}(t) - P_d'(1)M^{-1}\Lambda(t)$$

*where the nonsingular matrix  $M$  satisfies  $M_{ij} = 1/(i+j-1)$  for all  $1 \leq i, j \leq r+1$ ,  $\Lambda(t) = (1 \ t \ \dots \ t^r)'$ , and where*

$$(4.1) \quad P_d'(t) = \left( W^{(d)}(t) \int_0^t s W^{(d-1)}(s) ds \ \dots \ \int_0^t s^r W^{(d-1)}(s) ds \right).$$

Let us illustrate these definitions on the standard cases  $r = \{0, 1\}$  and  $d = 0$ . According to Definition 4.2 and formula (8) in [32], for  $t \in [0, 1]$ ,

$$B_0(t) = h_0(W)(t) = W(t) - tW(1)$$

which is the usual ‘‘Brownian bridge’’. It follows from Definitions 4.3 and 4.4 that

$$C_{0,1}(t) = h_0(W^{(1)})(t) = \int_0^t W(s) ds - t \int_0^1 W(s) ds$$

and that

$$W_{0,0}(t) = \frac{dC_{0,1}(t)}{dt} = W(t) - \int_0^1 W(s) ds$$

which is the usual ‘‘demeaned Wiener process’’. Similarly, for  $r = 1$ ,

$$B_1(t) = h_1(W)(t) = W(t) + t(2 - 3t)W(1) - 6t(1 - t) \int_0^1 W(s) ds$$

is the ‘‘second-level Brownian bridge’’, leading to

$$C_{1,1}(t) = \int_0^t W(s) ds + t(3t - 4) \int_0^1 W(s) ds + 6t(1 - t) \int_0^1 s W(s) ds.$$

Finally,

$$W_{1,0}(t) = \frac{dC_{1,1}(t)}{dt} = W(t) + (6t - 4) \int_0^1 W(s) ds + (6 - 12t) \int_0^1 s W(s) ds$$

is the standard ‘‘detrended Wiener process’’.

## 5. AN EMPIRICAL STUDY OF THE NEGATIVE UNIT ROOT

The empirical power of the KPSS and LMC procedures has been widely studied in the literature (see Section 1 for references). For  $\rho = 1$ , the improvements that we described in this paper (for any  $r$  and  $d$ ) are mainly theoretical. On the other hand, we thought useful to conduct an empirical study for  $\rho = -1$ , because in this case it is not only a matter of generalization but also a matter of *correction* of the existing procedures. To motivate the study, consider the easiest case where  $p = 0$  and  $\kappa = 0$ . For all  $1 \leq t \leq T$ , the process is given by

$$(5.1) \quad \begin{cases} Y_t &= S_t^\eta + \varepsilon_t \\ S_t^\eta &= \rho S_{t-1}^\eta + \eta_t \end{cases}$$

where  $|\rho| = 1$ , and  $(\varepsilon_t)$  and  $(\eta_t)$  are uncorrelated white noises of variance  $\sigma_\varepsilon^2 > 0$  and  $\sigma_\eta^2 \geq 0$ , respectively. On Figure 1 below, we represent an example of simulations according to (5.1) under  $\mathcal{H}_0$ : ‘‘ $\sigma_\eta^2 = 0$ ’’, under  $\mathcal{H}_1^+$ : ‘‘ $\sigma_\eta^2 > 0$  and  $\rho = 1$ ’’ and under  $\mathcal{H}_1^-$ : ‘‘ $\sigma_\eta^2 > 0$  and  $\rho = -1$ ’’.

For  $N = 10000$  simulations, each time testing for stationarity using the KPSS and the LMC procedures, we obtain the following results (Table 1). On the one hand, we observe that the size of each test is appropriate, since the procedures have been conducted with a significance level  $\alpha = 0.05$ . One also observes that each test is consistent under  $\mathcal{H}_1^+$ . As a matter of fact, it is easy to see that for  $\rho = 1$ ,  $(Y_t)$  is a

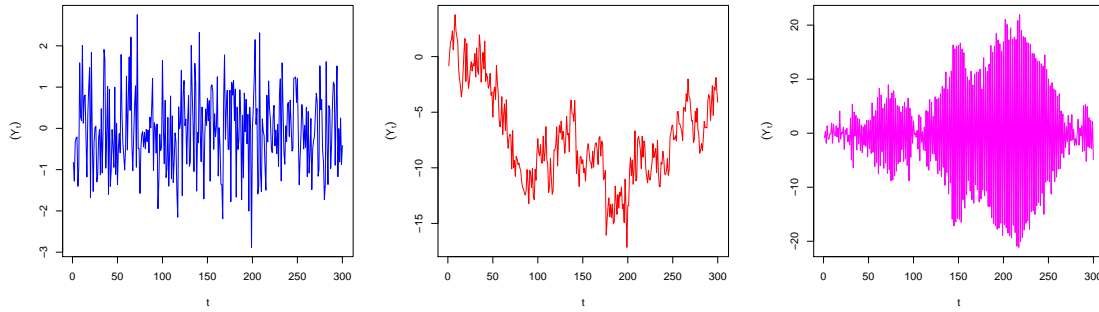


FIGURE 1. Example of simulations under  $\mathcal{H}_0$  (left), under  $\mathcal{H}_1^+$  (middle) and under  $\mathcal{H}_1^-$  (right), for  $T = 300$  and standard Gaussian white noises.

nonstationary process. We now consider the more intricate case where  $\rho = -1$ . For all  $1 \leq t \leq T$ , it is not hard to see that

$$\mathbb{V}(Y_t) = \sigma_\varepsilon^2 + \sigma_\eta^2 t$$

implying that the process is nonstationary. Besides, it is clearly perceptible on Figure 1 in which the associated simulation reveals heteroscedasticity. As one can notice on Table 1, the KPSS and LMC procedures are misled and do not detect this kind of nonstationarity.

	KPSS	LMC
Under $\mathcal{H}_0$	5.06 %	5.09 %
Under $\mathcal{H}_1^+$	98.8 %	99.8 %
Under $\mathcal{H}_1^-$	4.65 %	0.00 %

TABLE 1. Percentage of rejection of the null hypothesis of stationarity on the basis of  $N = 10000$  simulations, using the KPSS and LMC procedures.

This phenomenon is a direct consequence of Theorem 2.2, in which we have proved that  $\widehat{K}_T$  converges to zero when the unit root of the integrated process is located at  $-1$ . To correct this misuse, we suggest to slightly modify the rejecting rules of the usual procedures, and to remove an  $\alpha/2$  part of the area concentrated around 0, which corresponds, by virtue of Theorem 2.2, to the nonstationary case where  $\rho = -1$ , and to add this on the other side of the spectrum. Accordingly, we still have  $\mathbb{P}(\mathcal{H}_1 | \mathcal{H}_0) = \alpha$ . This is described on the right-hand side of Figure 2 for  $\kappa = 0$ , and can easily be extended to  $\kappa \neq 0$  and  $r \geq 0$ . The results obtained on the same dataset with our corrected procedure are summarized on Table 2.

By taking account of all kind of nonstationarity, our procedure is clearly more powerful than the usual KPSS and LMC ones, this can be seen on Table 2 for  $\rho = -1$ . The useful quantiles of the limit distribution of  $\widehat{K}_T$  under the null, depending on  $\kappa$  and  $r$ , can be found in Table 2 of [32] up to  $r = 5$ . We have used these empirical

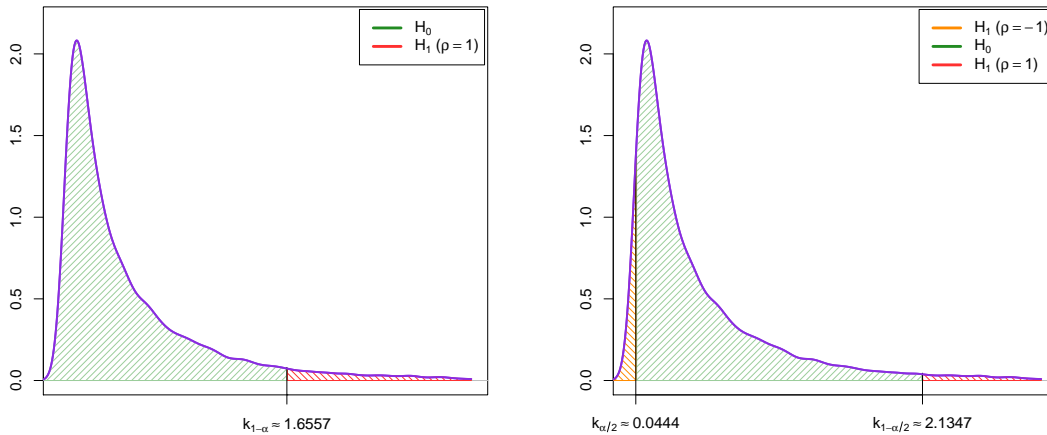


FIGURE 2. Rejecting rule of  $\mathcal{H}_0$  for the significance level  $\alpha = 0.05$  of the LMC and KPSS tests (left), and of our procedure (right), for  $\kappa = 0$ .

	KPSS	LMC	CORR
Under $\mathcal{H}_0$	5.06 %	5.09 %	5.09 %
Under $\mathcal{H}_1^+$	98.8 %	99.8 %	99.6 %
Under $\mathcal{H}_1^-$	4.65 %	0.00 %	94.6 %

TABLE 2. Percentage of rejection of the null hypothesis of stationarity on the basis of  $N = 10000$  simulations, using the KPSS and LMC procedures, and the corrected version that we propose.

quantiles to conduct our experiments. To conclude this straightforward simulation study, let us represent on Figure 3 the evolution of the percentage of rejection of the null hypothesis of stationarity for  $\rho = -1$ ,  $\sigma_\eta^2$  increasing from 0 to 1.5 and  $(\eta_t)$  respectively Gaussian, uniform and generated from the discrete Rademacher distribution. The process  $(\varepsilon_t)$  remains standard Gaussian.

It is also possible to increase the power of the test by considering only one alternative  $\mathcal{H}_1^+$  (resp.  $\mathcal{H}_1^-$ ), and to translate the rejection area to  $]k_{1-\alpha}, +\infty[$  (resp.  $[0, k_\alpha[$ ), where  $k_\alpha$  is the  $\alpha$ -quantile of the limiting distribution, when for example a visual study has beforehand highlighted the most likely alternative (random walk or high frequency signal). Using the limiting distribution under both alternatives enables to consolidate each conclusion by reversing  $\mathcal{H}_0$  and  $\mathcal{H}_1$  even if, as we have seen, we have only established the limiting distribution under  $\mathcal{H}_1^-$  for  $\kappa = 0$ .

## 6. CONCLUDING REMARKS

We think that we have modestly extended the LMC procedure (and by extension the KPSS one, provided some slight differences in the proofs), by establishing the limiting distributions of the test statistic when there is a polynomial trend of any order in the generating process and a potentially ARIMA behavior with higher order

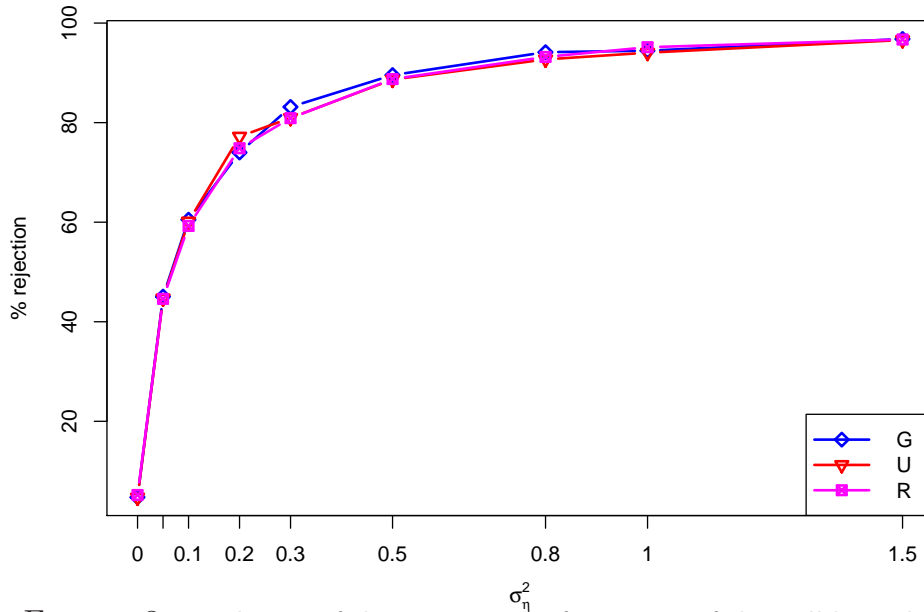


FIGURE 3. Evolution of the percentage of rejection of the null hypothesis of stationarity for  $\rho = -1$ , for  $\sigma_\eta^2$  increasing and Gaussian (G), uniform (U) and Rademacher (R) distributions for  $(\eta_t)$ .

of integration. We have also shown that there exists an area where the procedure should not reject the null, corresponding to  $\rho = -1$ , and we have corrected the associated rejecting rule. To conclude, we wish to raise a major issue of the reasoning that we have developed all along this study. As a matter of fact, we have supposed that  $r$  was known and that we were able to produce a consistent estimator of  $\theta$ . Nevertheless, stationarizing a process means that we know whether differentiation or summation is needed, namely whether  $\rho = 1$  or  $\rho = -1$  is the most likely alternative. There are certainly visual criteria to switch from one configuration to another, but formally, if for example we differentiate a process generated by a unit root located at  $-1$ , instead of dealing with the supposed  $\text{ARIMA}(p, 1, 1)$  process, we have in fact generated the residual

$$\mathcal{A}(L)(1-L)Y_t = \gamma_0 + \gamma_1 t_T + \dots + \gamma_{r-1} t_T^{r-1} + (1-L)(S_t^\eta + \varepsilon_t)$$

where  $(S_t^\eta)$  is the alternated partial sum process of  $(\eta_t)$ . It follows that, under  $\mathcal{H}_1 : \sigma_\eta^2 > 0$ , the residual comes down to

$$(1-L)(S_t^\eta + \varepsilon_t) = 2 \sum_{k=1}^{t-1} (-1)^{t-k} \eta_k + \eta_t + \varepsilon_t - \varepsilon_{t-1}$$

which is clearly nonstationary, and that the estimation of  $\theta$  is not consistent anymore. In the same vein, the order of the polynomial trend changes after differentiation, but not after summation. These remarks are therefore strong arguments for testing all possible transformations of data until both Theorems 2.1 and 2.2

(or 3.1) give sufficient evidence that the process has not been incorrectly specified. Visual investigation is also unavoidable since as we have observed, the behavior of the process radically differs with the sign of  $\rho$ . Unfortunately, it is known that the LMC test suffers from size distortion for a stationary but strongly serially correlated process, as pointed out in [5]–[24], among others. That is why the results should be driven to the KPSS test. The joint estimation of  $\theta$  and  $\alpha$ , or the consideration of the bias resulting from a not consistent estimation of  $\theta$  in the limiting distributions could also form some trails for future studies: this is a work in progress. A larger simulation study extending Section 5 to the more general cases where  $\kappa \neq 0$  and  $r \geq 0$  could be useful, to characterize with sharpness the corrected procedure that we have deduced from our theoretical results. Note that it is also possible to derive the asymptotic distribution of the Durbin-Watson statistic [1]–[48]–[17]–[18]–[19] under the hypothesis of unit roots, using this methodology. Besides, the residual autocorrelation phenomenon arising for  $|\rho| < 1$  becomes a nonstationarity issue when the limiting value  $|\rho| = 1$  is reached, making the link between both studies.

## 7. PROOF OF THE MAIN RESULTS

We are now going to prove our main results. We will consider in all the sequel the design matrix  $X$  of order  $(r + 1) \times T$  defined as

$$(7.1) \quad X = \begin{pmatrix} 1 & 1 & \dots & 1 & \dots & 1 \\ 1_T & 2_T & \dots & k_T & \dots & 1 \\ \vdots & \vdots & & \vdots & & \vdots \\ 1_T^r & 2_T^r & \dots & k_T^r & \dots & 1 \end{pmatrix} \quad \text{with} \quad k_T = k/T.$$

The Donsker's invariance principle and the Mann-Wald's continuity theorem being the cornerstone of all our reasonings, we found useful to remind them in this section.

**Theorem 7.1** (Donsker). *Assume that  $(Z_T)$  is a sequence of independent and identically distributed random variables having mean 0 and finite variance  $\sigma^2 > 0$ . Let  $S_0 = 0$  and  $S_T = Z_1 + \dots + Z_T$ . For a given  $0 < \tau \leq 1$ , let also*

$$S_T^{(\tau)} = \frac{1}{\sigma\sqrt{T}} (S_{[T\tau]} + (T\tau - [T\tau])Z_{[T\tau]+1}).$$

*Then, we have the weak convergence*

$$S_T^{(\tau)} \xrightarrow{\mathcal{D}} W(\tau)$$

*where  $W(t)$  is the standard Wiener process.*

**Theorem 7.2** (Mann-Wald). *Assume that  $(Z_T, Z)$  is a sequence of random variables defined on a metric space  $\mathcal{S}$ . Assume that the application  $h : \mathcal{S} \rightarrow \mathcal{S}'$ , where  $\mathcal{S}'$  is also a metric space, has the set of discontinuity points  $\mathcal{D}_h$  such that  $\mathbb{P}(Z \in \mathcal{D}_h) = 0$ . Then, as  $T$  goes to infinity,*

$$Z_T \longrightarrow Z \quad \implies \quad h(Z_T) \longrightarrow h(Z).$$

*The implication holds for the convergence in distribution, the convergence in probability and the almost sure convergence.*

*Proof.* The Donsker's invariance principle is described and proved in Section 8 of [3]. The Mann-Wald's continuity theorem, usually called *continuous mapping theorem*, is for example introduced in Theorem 2.7 of [3] and proved thereafter.  $\square$

We also suggest the following lemma related to the consistency of  $\check{\theta}_T$  both under  $\mathcal{H}_0$  and  $\mathcal{H}_1$ , which will be very useful in the sequel.

**Lemma 7.1.** *Assume that  $(X_t)$  is a stationary causal ARMA( $p, q$ ) process satisfying*

$$\mathcal{A}(L)X_t = \mu + \mathcal{B}(L)\xi_t$$

where  $(\xi_t)$  is a white noise of finite variance,  $\mu \in \mathbb{R}$  is an intercept and, for all  $z \in \mathbb{C}$ ,  $\mathcal{A}(z) = 1 - \theta_1 z - \dots - \theta_p z^p$  and  $\mathcal{B}(z) = 1 + \beta_1 z + \dots + \beta_q z^q$ . Assume that  $\mathcal{B}(z) \neq 0$  for all  $z \in \mathbb{C}$  such that  $|z| < 1$ . Then, the maximum likelihood estimator  $(\check{\theta}_T, \check{\beta}_T)$  of  $(\theta, \beta)$  is consistent.

*Proof.* If  $\mathcal{B}$  has no zero inside the unit circle, the process is causal and invertible and the result is given by Theorem 10.8.1 of [4]. If  $\mathcal{B}$  has one or more unit roots, the result follows from Theorem 2.1 of [47].  $\square$

Finally, we need to introduce an invariance principle for the residuals of the regression of a random sequence on a polynomial trend in the case where the disturbance has an integrated component. This is an extension of Theorem 1(d) of [55]. For  $\kappa = 0$  but with a more general kind of perturbation, one can also find the foundations of this strategy in [21].

**Lemma 7.2.** *Consider, for all  $1 \leq t \leq T$ , the model*

$$Z_t = \alpha_0 + \alpha_1 t_T + \dots + \alpha_r t_T^r + S_t^{(d)} + \varepsilon_t$$

with  $d = d^+ \geq 1$  and  $\kappa \neq 0$ . Let  $\hat{\alpha}_T$  be the least squares estimator of  $\alpha$  and  $(\hat{\varepsilon}_t)$  the estimated residual set. Then, we have the weak convergence

$$\frac{\hat{\varepsilon}_{[T\tau]}}{\sigma_\eta T^{d-1/2}} \xrightarrow{\mathcal{D}} W_{r, d-1}(\tau)$$

where  $W_{r, d-1}(t)$  is the detrended Wiener process of order  $r \times (d-1)$ .

*Proof.* The least squares estimator of  $\alpha$  is given by

$$(7.2) \quad \hat{\alpha}_T = \left( \sum_{t=1}^T x_t x_t' \right)^{-1} \sum_{t=1}^T x_t Z_t = R_T^{-1} \sum_{t=1}^T x_t Z_t$$

where  $x_t$  is the  $t$ -th column of  $X$  given by (7.1). It follows that

$$(7.3) \quad \hat{\alpha}_T - \alpha = R_T^{-1} P_T \quad \text{with} \quad P_T = \sum_{t=1}^T x_t w_t$$



in which we define the residual  $w_t = S_t^{(d)} + \varepsilon_t$ . We start by establishing an invariance principle for  $(w_t)$ . First, we have

$$(7.4) \quad \frac{S_{[T\tau]}^{(1)}}{\sigma_\eta \sqrt{T}} = \frac{1}{\sigma_\eta \sqrt{T}} \sum_{t=1}^{[T\tau]} \eta_t \xrightarrow{\mathcal{D}} W(\tau).$$

Here we have  $\rho_1 = \rho_2 = \dots = \rho_d = 1$ , so Theorem 7.1 is sufficient to achieve the latter convergence. By extension,

$$(7.5) \quad \frac{S_{[T\tau]}^{(2)}}{\sigma_\eta T^{3/2}} = \frac{1}{\sigma_\eta T^{3/2}} \sum_{t=1}^{[T\tau]} S_t^{(1)} = \sum_{t=1}^{[T\tau]} \int_{\frac{t}{T}}^{\frac{t+1}{T}} \frac{S_{[Ts]}^{(1)}}{\sigma_\eta T^{1/2}} ds \xrightarrow{\mathcal{D}} \int_0^\tau W(s) ds \equiv W^{(1)}(\tau)$$

from Theorem 7.2. Iterating the process, we obtain, for  $d \geq 2$ ,

$$(7.6) \quad \frac{S_{[T\tau]}^{(d)}}{\sigma_\eta T^{d-1/2}} \xrightarrow{\mathcal{D}} \int_0^\tau \int_0^{s_1} \dots \int_0^{s_{d-2}} W(s_{d-1}) ds_{d-1} \dots ds_1 \equiv W^{(d-1)}(\tau).$$

Since  $\varepsilon_{[T\tau]} = o(T^{d-1/2})$  a.s. from the strong law of large numbers, it follows that  $(w_t)$  also satisfies the invariance principle given by (7.6), for all  $d \geq 1$ . For  $d = 1$ , one can identify the limiting distribution in (7.6) and  $\sigma_\eta$  to  $W$  and  $\sqrt{\omega}$  in Assumption 1(a) of [55]. In addition, the  $k$ -th line of  $P_T$  given in (7.3) is

$$(7.7) \quad P_{k,T} = \sum_{t=1}^T t^{k-1} w_t = \frac{1}{T^{k-1}} \sum_{t=1}^T t^{k-1} w_t.$$

We are now going to study the rate of convergence of  $P_{k,T}$ . For all  $1 \leq i \leq d$ , denote  $\delta_k(i) = i + k - 1/2$ . We can use (7.6) to get

$$(7.8) \quad \frac{1}{\sigma_\eta T^{\delta_k(d)}} \sum_{t=1}^{[T\tau]} t^{k-1} w_t = \sum_{t=1}^{[T\tau]} \int_{\frac{t}{T}}^{\frac{t+1}{T}} \frac{[Ts]^{k-1} w_{[Ts]}}{\sigma_\eta T^{k-1} T^{\delta_0(d)}} ds \xrightarrow{\mathcal{D}} \int_0^\tau s^{k-1} W^{(d-1)}(s) ds.$$

By combining (7.7) and (7.8), we find that, for all  $d \geq 1$ ,

$$(7.9) \quad \frac{P_{[T\tau]}}{\sigma_\eta T^{d+1/2}} \xrightarrow{\mathcal{D}} P_d(\tau)$$

where the limiting distribution is given in (4.1). Moreover, by a direct calculation,

$$(7.10) \quad \lim_{T \rightarrow \infty} \frac{R_T}{T} = M \quad \text{and} \quad \lim_{T \rightarrow \infty} T R_T^{-1} = M^{-1}$$

where  $R_T$  is given in (7.2) and the nonsingular matrix  $M$  satisfies  $M_{ij} = 1/(i+j-1)$  for all  $1 \leq i, j \leq r+1$ . It follows from (7.3), (7.9) and (7.10) that

$$(7.11) \quad \frac{\widehat{\alpha}_T - \alpha}{\sigma_\eta T^{d-1/2}} \xrightarrow{\mathcal{D}} M^{-1} P_d(1).$$

It only remains to notice that

$$(7.12) \quad \frac{\widehat{\varepsilon}_{[T\tau]}}{T^{d-1/2}} = \frac{w_{[T\tau]}}{T^{d-1/2}} - \frac{(\widehat{\alpha}_T - \alpha)' x_{[T\tau]}}{T^{d-1/2}}$$

and to combine (7.6) and (7.11) to conclude that, for  $d \geq 1$ ,

$$\frac{\widehat{\varepsilon}_{[T\tau]}}{\sigma_\eta T^{d-1/2}} \xrightarrow{\mathcal{D}} W^{(d-1)}(\tau) - P'_d(1)M^{-1}\Lambda(\tau) \equiv W_{r,d-1}(\tau)$$

from Theorem 7.2, where  $\Lambda(\tau) = (1 \ \tau \ \dots \ \tau^r)'$  is the limiting value of  $x_{[T\tau]}$ . For  $d = 1$ , the latter convergence is given in Theorem 1(d) of [55]. This achieves the proof of Lemma 7.2.  $\square$

**Proof of Theorem 2.1.** Denote by  $P = X'(XX')^{-1}X$  the projection matrix and by  $I$  the identity matrix of order  $T$ . We start by expressing  $(\widehat{\varepsilon}_t)$  in terms of  $(\varepsilon_t)$  to establish an invariance principle such as Theorem 7.1 on  $(S_t)$  given by (2.9). We first consider the general case where  $\kappa \neq 0$ . From (2.6) and (2.8), since  $\widehat{\alpha}_T$  is the least squares estimator of  $\alpha$ , a direct calculation shows that, for all  $1 \leq t \leq T$ ,

$$(7.13) \quad \widehat{\varepsilon}_t = \check{Y}_t - \widehat{\alpha}_0 - \widehat{\alpha}_1 t_T - \dots - \widehat{\alpha}_r t_T^r = \sum_{i=1}^p (\theta_i - \check{\theta}_i) u_{i,t} + u_t$$

where  $u_t$  is the  $t$ -th component of  $(I - P)\varepsilon$ , and, for  $1 \leq i \leq p$ ,  $u_{i,t}$  is the  $t$ -th component of  $(I - P)Y_{-i}$  with  $Y'_{-i} = (Y_{1-i} \ \dots \ Y_{T-i})$ . From Theorem 1 of [32], we have the weak convergence

$$(7.14) \quad \frac{1}{\sigma_\varepsilon \sqrt{T}} \sum_{t=1}^{[T\tau]} u_t \xrightarrow{\mathcal{D}} B_r(\tau).$$

In addition, for any  $1 \leq i \leq p$  and since  $\mathcal{A}$  is causal, the model (2.1) leads to

$$(7.15) \quad Y_{t-i} = \mathcal{A}^{-1}(L)(\alpha_0 + \alpha_1(t-i)_T + \dots + \alpha_r(t-i)_T^r) + \mu_{t-i}$$

where  $(t-i)_T = (t-i)/T$  and  $\mathcal{A}(L)\mu_{t-i} = \varepsilon_{t-i}$ . The coefficients of the deterministic trend are easily identifiable. It follows that  $(\mu_t)$  is a stable stationary AR( $p$ ) process which also satisfies an invariance principle, as it is stipulated for example in Theorem 1 of [10]. If we define the so-called long-run variance as

$$\sigma_\mu^2 = \mathbb{E}[\mu_0^2] + 2 \sum_{k=1}^{\infty} \mathbb{E}[\mu_0 \mu_k]$$

which is finite for the stable AR process (see Chapter 3 of [4]), then, for all  $1 \leq i \leq p$ ,

$$(7.16) \quad \frac{1}{\sigma_\mu \sqrt{T}} \sum_{t=1}^{[T\tau]} u_{i,t} \xrightarrow{\mathcal{D}} B_r(\tau),$$

by using again Theorem 1 of [10]. The combination of (7.16) and Lemma 7.1 implies that

$$(7.17) \quad \frac{1}{\sigma_\mu \sqrt{T}} \sum_{i=1}^p (\theta_i - \check{\theta}_i) \sum_{t=1}^{[T\tau]} u_{i,t} \xrightarrow{\mathcal{P}} 0.$$

Noticing that  $(S_t)$  in (2.9) is the partial sum process of  $(\widehat{\varepsilon}_t)$ , it follows that

$$(7.18) \quad \frac{S_{[T\tau]}}{\sigma_\varepsilon \sqrt{T}} \xrightarrow{\mathcal{D}} B_r(\tau).$$

In addition, it is not hard to see that

$$\lim_{T \rightarrow \infty} \frac{1}{T} \sum_{t=1}^T u_t^2 = \sigma_\varepsilon^2 \quad \text{a.s.}$$

since  $(u_t)$  can be seen as the residual of the regression of  $(\varepsilon_t)$  on a polynomial time trend with zero coefficients. The same kind of convergence can be reached for  $(u_{i,t})$  following a similar methodology as in [46], since  $(u_{i,t})$  can be seen as the residual of the regression of a weak stationary process  $(\mu_t)$  on a polynomial time trend also with zero coefficients. Hence, by the Cauchy-Schwarz's inequality,

$$(7.19) \quad \lim_{T \rightarrow \infty} \frac{Q_T}{T} = \sigma_\varepsilon^2 \quad \text{a.s.}$$

where the process  $(Q_t)$  is given by (2.9). Finally,

$$\frac{1}{\sigma_\varepsilon^2 T^2} \sum_{t=1}^{[T\tau]} S_t^2 = \frac{1}{T} \sum_{t=1}^{[T\tau]} \left( \frac{S_t}{\sigma_\varepsilon \sqrt{T}} \right)^2 = \sum_{t=1}^{[T\tau]} \int_{\frac{t}{T}}^{\frac{t+1}{T}} \left( \frac{S_{[Ts]}}{\sigma_\varepsilon \sqrt{T}} \right)^2 ds \xrightarrow{\mathcal{D}} \int_0^\tau B_r^2(s) ds$$

by application of Theorem 7.2. This achieves the proof of Theorem 2.1, using (7.18), (7.19), Slutsky's lemma and taking  $\tau = 1$ , in the case where there is a polynomial trend. On the other hand, for  $\kappa = 0$ ,  $P$  is the zero matrix and we merely have  $u_t = \varepsilon_t$  and  $u_{i,t} = Y_{-i}$  in (7.13), for all  $1 \leq t \leq T$  and  $1 \leq i \leq p$ . Then, convergence (7.19) follows from the strong law of large numbers and, by Theorem 7.1, the invariance principle (7.18) becomes

$$(7.20) \quad \frac{S_{[T\tau]}}{\sigma_\varepsilon \sqrt{T}} \xrightarrow{\mathcal{D}} W(\tau).$$

The end of the proof follows the same reasoning as above.  $\square$

**Proof of Theorem 2.2.** We now suppose that  $\sigma_\eta^2 > 0$ , implying that the process has a stochastic nonstationarity generated by the random walk  $(S_t^\eta)$  given by (2.4). We first consider the general case  $\kappa \neq 0$ . In the same way as for (7.13), we obtain

$$(7.21) \quad \widehat{\varepsilon}_t = \check{Y}_t - \widehat{\alpha}_0 - \widehat{\alpha}_1 t_T - \dots - \widehat{\alpha}_r t_T^r = \sum_{i=1}^p (\theta_i - \check{\theta}_i) u_{i,t} + u_{\eta,t}$$

where  $u_{\eta,t}$  is the  $t$ -th component of  $(I - P)(S^\eta + \varepsilon)$  and, for all  $1 \leq i \leq p$ ,  $u_{i,t}$  is the  $t$ -th component of  $(I - P)Y_{-i}$  and  $Y_{-i}$  is given, for all  $1 \leq t \leq T$ , by

$$(7.22) \quad Y_{t-i} = \mathcal{A}^{-1}(L)(\alpha_0 + \alpha_1(t-i)_T + \dots + \alpha_r(t-i)_T^r) + T_{t-i}^\eta$$

and  $\mathcal{A}(L)T_{t-i}^\eta = S_{t-i}^\eta + \varepsilon_{t-i}$ , with the notations of (7.15). Hence,  $((1 - \rho L)T_{t-i}^\eta)$  is a stationary ARMA( $p, 1$ ) process, implying that  $(T_{t-i}^\eta)$  satisfies an invariance principle (see Theorem 1 of [10]) in which its long-run variance is involved, and the rate is  $\sqrt{T}$ . Then, by Theorem 7.2 and standard calculations, one can see that  $(u_{i,t})$  behaves like  $(u_{\eta,t})$  since all invariance principles on  $(u_{\eta,t})$  can also be established on  $(u_{i,t})$ .

However, from Lemma 7.1, it appears that all asymptotic results will only be driven by  $(u_{\eta,t})$ ,  $(u_{\eta,t}^2)$  and their partial sum processes. First, by Theorem 7.1 in the case where  $\rho = 1$ , we have already seen in (7.4) that we have the invariance principle

$$(7.23) \quad \frac{S_{[T\tau]}^\eta}{\sigma_\eta \sqrt{T}} \xrightarrow{\mathcal{D}} W(\tau).$$

For  $\rho = -1$ , one cannot directly apply Theorem 7.1 since  $(S_t^\eta)$  is not built from identically distributed random variables. However, convergence (7.23) still holds by using for example Theorem 1 of [10]. Depending on the value of  $\rho$ , the end of the proof is totally different. On the one hand, for  $\rho = 1$ , from Lemma 7.2 with  $d = 1$ , we have the weak convergence

$$(7.24) \quad \frac{u_{\eta,[T\tau]}}{\sigma_\eta \sqrt{T}} \xrightarrow{\mathcal{D}} W_{r,0}(\tau).$$

It follows that

$$(7.25) \quad \frac{1}{\sigma_\eta T^{3/2}} \sum_{t=1}^{[T\tau]} u_{\eta,t} = \sum_{t=1}^{[T\tau]} \int_{\frac{t}{T}}^{\frac{t+1}{T}} \frac{u_{\eta,[Ts]}}{\sigma_\eta \sqrt{T}} ds \xrightarrow{\mathcal{D}} \int_0^\tau W_{r,0}(s) ds \equiv C_{r,1}(\tau)$$

by application of Theorem 7.2. Since the leading term of  $\widehat{\varepsilon}_t$  is  $u_{\eta,t}$  as it is explained above and using convergence (7.24), we get an invariance principle for the partial sum process  $(S_t)$  in (2.9), given by

$$(7.26) \quad \frac{S_{[T\tau]}}{\sigma_\eta T^{3/2}} \xrightarrow{\mathcal{D}} C_{r,1}(\tau).$$

We can also reach the same convergence by using Theorem 1 of [32] combined with convergence (7.5), that is

$$(7.27) \quad \frac{1}{\sigma_\eta T^{3/2}} \sum_{t=1}^{[T\tau]} S_t^\eta = \sum_{t=1}^{[T\tau]} \int_{\frac{t}{T}}^{\frac{t+1}{T}} \frac{S_{[Ts]}^\eta}{\sigma_\eta \sqrt{T}} ds \xrightarrow{\mathcal{D}} \int_0^\tau W(s) ds \equiv W^{(1)}(\tau).$$

Naturally, (7.19) cannot hold under  $\mathcal{H}_1$  and the asymptotic behavior of  $Q_T$  will now stem from (7.24). Indeed,

$$\frac{1}{\sigma_\eta^2 T^2} \sum_{t=1}^{[T\tau]} u_{\eta,t}^2 = \sum_{t=1}^{[T\tau]} \int_{\frac{t}{T}}^{\frac{t+1}{T}} \left( \frac{u_{\eta,[Ts]}}{\sigma_\eta \sqrt{T}} \right)^2 ds \xrightarrow{\mathcal{D}} \int_0^\tau W_{r,0}^2(s) ds$$

implying that

$$(7.28) \quad \frac{Q_{[T\tau]}}{\sigma_\eta^2 T^2} \xrightarrow{\mathcal{D}} \int_0^\tau W_{r,0}^2(s) ds.$$

In addition, from (7.26),

$$\frac{1}{\sigma_\eta^2 T^4} \sum_{t=1}^{[T\tau]} S_t^2 = \frac{1}{T} \sum_{t=1}^{[T\tau]} \left( \frac{S_t}{\sigma_\eta T^{3/2}} \right)^2 = \sum_{t=1}^{[T\tau]} \int_{\frac{t}{T}}^{\frac{t+1}{T}} \left( \frac{S_{[Ts]}}{\sigma_\eta T^{3/2}} \right)^2 ds \xrightarrow{\mathcal{D}} \int_0^\tau C_{r,1}^2(s) ds.$$

The latter convergence together with (7.28) and Theorem 7.2 achieve the first part of the proof, by selecting  $\tau = 1$ . On the other hand, for  $\rho = -1$ , the summation

(7.27) is different due to the phenomenon of compensation. As a matter of fact, it is not hard to see that, for any even and odd integer  $t \geq 1$ , respectively, we have

$$\sum_{k=1}^t S_k^\eta = \sum_{k=1}^{t/2} \eta_{2k} \quad \text{and} \quad \sum_{k=1}^t S_k^\eta = \sum_{k=1}^{(t+1)/2} \eta_{2k-1}.$$

Let  $(\zeta_t)$  be the sequence defined, for an even  $T$  and all  $1 \leq t \leq T/2$ , by

$$\zeta_t = \varepsilon_{2t-1} + \varepsilon_{2t} + \eta_{2t}$$

and, for an odd  $T$  and all  $1 \leq t \leq (T+1)/2$ , by

$$\zeta_t = \varepsilon_{2t-1} + \varepsilon_{2(t-1)} + \eta_{2t-1}.$$

Hence,  $\mathbb{E}[\zeta_t] = 0$ ,  $\mathbb{E}[\zeta_t^2] = 2\sigma_\varepsilon^2 + \sigma_\eta^2$  and all covariances are zero, since  $(\varepsilon_t)$  and  $(\eta_t)$  are mutually independent. It follows that  $(\zeta_t)$  is a white noise and that it satisfies, by virtue of Theorem 7.1, the invariance principle

$$(7.29) \quad \frac{1}{\sqrt{T}} \sum_{t=1}^{[T\tau]} \zeta_t \xrightarrow{\mathcal{D}} \sqrt{2\sigma_\varepsilon^2 + \sigma_\eta^2} W(\tau).$$

Thus, we obtain the invariance principles

$$\frac{1}{\sqrt{T}} \sum_{t=1}^{[T\tau]} (S_t^\eta + \varepsilon_t) = \frac{1}{\sqrt{T}} \sum_{t=1}^{[T\tau/2]} \zeta_t \xrightarrow{\mathcal{D}} \sqrt{2\sigma_\varepsilon^2 + \sigma_\eta^2} W\left(\frac{\tau}{2}\right) \stackrel{\mathcal{D}}{=} \sqrt{\frac{2\sigma_\varepsilon^2 + \sigma_\eta^2}{2}} W(\tau)$$

and, by application of Theorem 1 of [32],

$$(7.30) \quad \frac{1}{\sqrt{T}} \sum_{t=1}^{[T\tau]} u_{\eta,t} \xrightarrow{\mathcal{D}} \sqrt{\frac{2\sigma_\varepsilon^2 + \sigma_\eta^2}{2}} B_r(\tau).$$

Exploiting the latter convergence and the domination of  $u_{\eta,t}$  in  $\widehat{\varepsilon}_t$  (the estimator of  $\theta$  remaining consistent), it follows that

$$(7.31) \quad \frac{1}{T^2} \sum_{t=1}^{[T\tau]} S_t^2 = \sum_{t=1}^{[T\tau]} \int_{\frac{t}{T}}^{\frac{t+1}{T}} \left( \frac{S_{[Ts]}}{\sqrt{T}} \right)^2 ds \xrightarrow{\mathcal{D}} \frac{2\sigma_\varepsilon^2 + \sigma_\eta^2}{2} \int_0^\tau B_r^2(s) ds.$$

Let us now restart the reasoning developed in Lemma 7.2, but for  $d = 1$  et  $\rho = -1$ . We recall that, using the notations associated with (7.7), for all  $1 \leq k \leq r+1$ ,

$$P_{k,T} = \sum_{t=1}^T t_T^{k-1} w_t = \frac{1}{T^{k-1}} \sum_{t=1}^T t^{k-1} (S_t^\eta + \varepsilon_t).$$

First, it is not hard to see that

$$M_T^k = \sum_{t=1}^T t^{k-1} \varepsilon_t$$

is an adapted martingale to the natural filtration of the process  $(\varepsilon_t)$ , whose increasing process is such that  $\langle M^k \rangle_T = O(T^{2k-1})$  a.s. The law of large numbers for scalar martingales (see *e.g.* [16]) implies that  $M_T^k = o(T^k)$  a.s. Hence,

$$(7.32) \quad \frac{P_{k,T}}{T} = \frac{1}{T^k} \sum_{t=1}^T t^{k-1} S_t^\eta + o(1) \quad \text{a.s.}$$

In addition, denote by  $(\Sigma_t^\eta)$  the partial sum process associated with  $(\eta_t)$  for  $\rho = 1$ . Let also  $(\Lambda_t^\eta)$  and  $(\Pi_t^\eta)$  be the partial sum processes associated with  $(\eta_t)$ , for the even and odd subscripts, respectively. Explicitly,

$$\Lambda_{p_t}^\eta = \eta_2 + \eta_4 + \dots + \eta_{2p_t} = \sum_{\ell=1}^{p_t} \eta_{2\ell}$$

and

$$\Pi_{i_t}^\eta = \eta_1 + \eta_3 + \dots + \eta_{2i_t-1} = \sum_{\ell=1}^{i_t} \eta_{2\ell-1}$$

with  $i_t = \lfloor (t+1)/2 \rfloor$  and  $p_t = t - \lfloor (t+1)/2 \rfloor$ . A direct calculation shows that, for  $\rho = -1$  and all  $1 \leq k \leq r+1$ ,

$$(7.33) \quad \sum_{t=1}^T t^{k-1} S_t^\eta = \sum_{t=1}^T t^{k-1} \Sigma_t^\eta - 2 \sum_{t=1}^{p_T} (2t+1)^{k-1} \Lambda_t^\eta - 2 \sum_{t=1}^{i_T} (2t)^{k-1} \Pi_t^\eta + 2r_T$$

where we have  $r_T = (T+1)^{k-1} \Pi_{(T+1)/2}^\eta$  for all odd  $T$  and  $r_T = (T+1)^{k-1} \Lambda_{T/2}^\eta$  for all even  $T$ . It is possible, *via* Theorem 7.1, to establish an invariance principle on the processes  $(\Lambda_t^\eta)$  and  $(\Pi_t^\eta)$ . As a matter of fact,

$$(7.34) \quad \frac{\Lambda_{\lfloor p_T \tau \rfloor}^\eta}{\sigma_\eta \sqrt{p_T}} \xrightarrow{\mathcal{D}} W(\tau) \quad \text{and} \quad \frac{\Pi_{\lfloor i_T \tau \rfloor}^\eta}{\sigma_\eta \sqrt{i_T}} \xrightarrow{\mathcal{D}} W(\tau).$$

It follows, from Theorem 7.2, that

$$(7.35) \quad \frac{1}{\sigma_\eta p_T^{k+1/2}} \sum_{t=1}^{\lfloor p_T \tau \rfloor} (2t+1)^{k-1} \Lambda_t^\eta = \sum_{t=1}^{\lfloor p_T \tau \rfloor} \int_{\frac{t}{p_T}}^{\frac{t+1}{p_T}} \frac{(2\lfloor p_T s \rfloor + 1)^{k-1} \Lambda_{\lfloor p_T s \rfloor}^\eta}{\sigma_\eta p_T^{k-1} \sqrt{p_T}} ds \xrightarrow{\mathcal{D}} \int_0^\tau (2s)^{k-1} W(s) ds$$

and that

$$(7.36) \quad \frac{1}{\sigma_\eta i_T^{k+1/2}} \sum_{t=1}^{\lfloor i_T \tau \rfloor} (2t)^{k-1} \Pi_t^\eta = \sum_{t=1}^{\lfloor i_T \tau \rfloor} \int_{\frac{t}{i_T}}^{\frac{t+1}{i_T}} \frac{(2\lfloor i_T s \rfloor)^{k-1} \Pi_{\lfloor i_T s \rfloor}^\eta}{\sigma_\eta i_T^{k-1} \sqrt{i_T}} ds \xrightarrow{\mathcal{D}} \int_0^\tau (2s)^{k-1} W(s) ds$$

since it is not hard to see that  $p_T$  and  $i_T$  behave like  $T/2$ . Moreover, the convergences (7.34) and the definition of  $r_T$  directly lead to

$$(7.37) \quad \frac{r_T}{T^{k+1/2}} \xrightarrow{\mathcal{P}} 0.$$

In addition, the invariance principle (7.8) for  $\rho = 1$  and  $d = 1$ , here corresponding to the one associated with  $(\Sigma_t^\eta)$ , gives, together with (7.33), (7.35), (7.36) and (7.37),

$$\frac{1}{T^{k+1/2}} \sum_{t=1}^T t^{k-1} S_t^\eta = O_{\mathcal{P}}(1)$$

and thus, with the notations of Lemma 7.2, for all  $1 \leq k \leq r+1$ ,

$$\frac{P_{k,T}}{T^{3/2}} = O_{\mathcal{P}}(1) \quad \text{and} \quad \frac{u_{\eta,T}}{\sqrt{T}} = \frac{S_T^\eta + \varepsilon_T}{\sqrt{T}} + O_{\mathcal{P}}(1),$$

successively using (7.3) and (7.12). By virtue of Theorems 7.1–7.2 and the strong law of large numbers, we deduce, following the same calculations, that the process  $(Q_t)$  grows with rate  $T^2$  and this achieves the proof for  $\rho = -1$ , since (7.31) shows that the numerator of  $\widehat{K}_T$  also grows with the same rate. Finally, for  $\kappa = 0$ , the invariance principle (7.24) merely becomes

$$(7.38) \quad \frac{u_{\eta,[T\tau]}}{\sigma_\eta \sqrt{T}} \xrightarrow{\mathcal{D}} W(\tau)$$

from Theorem 7.1, and the end of the reasoning easily follows as above.  $\square$

**Proof of Proposition 2.1.** This proof will be very succinct since all results have been established in the previous reasonings. Indeed, for  $\kappa = 0$  and  $\rho = -1$ , convergence (7.31) becomes

$$\frac{1}{T^2} \sum_{t=1}^{[T\tau]} S_t^2 \xrightarrow{\mathcal{D}} \sigma_\varepsilon^2 \int_0^\tau W_\varepsilon^2(s) ds + \frac{\sigma_\eta^2}{2} \int_0^\tau W_\eta^2(s) ds,$$

if we split the limiting distribution into two independent components, so as to easily deal with in the sequel. Without any trend fitted, we also have  $u_{\eta,t} = S_t^\eta + \varepsilon_t$ , for all  $1 \leq t \leq T$ . It follows that, similarly,

$$\frac{Q_{[T\tau]}}{\sigma_\eta^2 T^2} \xrightarrow{\mathcal{D}} \int_0^\tau W_\eta^2(s) ds.$$

We achieve the proof by choosing  $\tau = 1$  and by applying Theorem 7.2.  $\square$

**Proof of Theorem 3.1 and Proposition 3.1.** For  $\kappa \neq 0$ , we decompose  $(\widehat{\varepsilon}_t)$  in the same manner as (7.21), to get

$$(7.39) \quad \widehat{\varepsilon}_t = \check{Y}_t - \widehat{\alpha}_0 - \widehat{\alpha}_1 t_T - \dots - \widehat{\alpha}_r t_T^r = \sum_{i=1}^p (\theta_i - \check{\theta}_i) u_{i,t} + u_{\eta,t}$$

where  $u_{\eta,t}$  is the  $t$ -th component of  $(I - P)(S^{(d)} + \varepsilon)$ , following the notations of (3.1). Then, we apply Lemma 7.2 to obtain the invariance principle

$$(7.40) \quad \frac{u_{\eta,[T\tau]}}{\sigma_\eta T^{d-1/2}} \xrightarrow{\mathcal{D}} W_{r,d-1}(\tau)$$

in the case that we will consider first, that is  $\rho_1 = \rho_2 = \dots = \rho_d = 1$ . Via the same reasoning and by virtue of Lemma 7.1, we know that the leading term in (7.39) is

$u_{\eta,t}$  and that the asymptotic behavior of the test statistic will be based on (7.40). Hence, we establish the weak convergence

$$(7.41) \quad \frac{1}{\sigma_\eta T^{d+1/2}} \sum_{t=1}^{[T\tau]} u_{\eta,t} = \sum_{t=1}^{[T\tau]} \int_{\frac{t}{T}}^{\frac{t+1}{T}} \frac{u_{\eta,[Ts]}}{\sigma_\eta T^{d-1/2}} ds \xrightarrow{\mathcal{D}} \int_0^\tau W_{r,d-1}(s) ds \equiv C_{r,d}(\tau)$$

by Theorem 7.2. Once again, this convergence can be reached by using Theorem 1 of [32] combined with the convergence

$$(7.42) \quad \frac{1}{\sigma_\eta T^{d+1/2}} \sum_{t=1}^{[T\tau]} S_t^{(d)} = \sum_{t=1}^{[T\tau]} \int_{\frac{t}{T}}^{\frac{t+1}{T}} \frac{S_{[Ts]}^{(d)}}{\sigma_\eta T^{d-1/2}} ds \xrightarrow{\mathcal{D}} \int_0^\tau W^{(d-1)}(s) ds \equiv W^{(d)}(\tau)$$

established from (7.6). As a consequence, we have the invariance principle for the partial sum process  $(S_t)$  in (2.9), given by

$$(7.43) \quad \frac{S_{[T\tau]}}{\sigma_\eta T^{d+1/2}} \xrightarrow{\mathcal{D}} C_{r,d}(\tau).$$

The asymptotic behavior of the process  $(Q_t)$  is straightforward, by using (7.39). As a matter of fact,

$$\frac{1}{\sigma_\eta^2 T^{2d}} \sum_{t=1}^{[T\tau]} u_{\eta,t}^2 = \sum_{t=1}^{[T\tau]} \int_{\frac{t}{T}}^{\frac{t+1}{T}} \left( \frac{u_{\eta,[Ts]}}{\sigma_\eta T^{d-1/2}} \right)^2 ds \xrightarrow{\mathcal{D}} \int_0^\tau W_{r,d-1}^2(s) ds$$

implying that

$$(7.44) \quad \frac{Q_{[T\tau]}}{\sigma_\eta^2 T^{2d}} \xrightarrow{\mathcal{D}} \int_0^\tau W_{r,d-1}^2(s) ds.$$

On the other hand,

$$\frac{1}{\sigma_\eta^2 T^{2(d+1)}} \sum_{t=1}^{[T\tau]} S_t^2 = \sum_{t=1}^{[T\tau]} \int_{\frac{t}{T}}^{\frac{t+1}{T}} \left( \frac{S_{[Ts]}}{\sigma_\eta T^{d+1/2}} \right)^2 ds \xrightarrow{\mathcal{D}} \int_0^\tau C_{r,d}^2(s) ds$$

from (7.43). The latter convergence together with (7.44) and Theorem 7.2 achieve the proof of Theorem 3.1 and Proposition 3.1, by selecting  $\tau = 1$ . On the other hand, if  $\rho_1 = \rho_2 = \dots = \rho_d = -1$ , the integrated residual process  $(S_t^{(d)})$ , once summed, brings out a lot of compensations. Hence, after some calculations, for an odd value of  $T$  and  $d \geq 2$ , we get

$$\sum_{k=1}^t S_k^{(d)} = \sum_{k=1}^{t/2} S_{2k}^{(d-1)} \quad \text{and} \quad \sum_{k=1}^t S_k^{(d)} = \sum_{k=1}^{(t+1)/2} S_{2k-1}^{(d-1)}.$$

We first establish, *via* Theorem 1 of [10] and Theorem 7.2, that

$$(7.45) \quad \frac{S_{[T\tau]}^{(d)}}{\sigma_\eta T^{d-1/2}} \xrightarrow{\mathcal{D}} W^{(d-1)}(\tau).$$

For an even value of  $T$ , consider the sequence  $(\zeta_t)$  defined, for all  $1 \leq t \leq T/2$ , by

$$\zeta_t = S_{2t}^{(d-2)} - S_{2t-1}^{(d-2)} = -2S_{2t-1}^{(d-2)} + S_{2t}^{(d-3)}$$



with  $d \geq 3$ . For  $d = 1$ , the topic is treated in the proof of Theorem 2.2 whereas, for  $d = 2$ ,

$$\zeta_t = \eta_{2t} - \eta_{2t-1}$$

and, by convention,  $S_t^{(0)} = \eta_t$ , for all  $t$ . From (7.45), there exists an identifiable constant  $\delta \neq 0$  such that, for  $d \geq 3$ ,

$$\frac{\zeta_{[T\tau]}}{\sigma_\eta T^{d-5/2}} \xrightarrow{\mathcal{D}} \delta W^{(d-3)}(\tau).$$

In addition, a direct calculation shows that, for an even  $T$ , we have

$$\sum_{t=1}^{[T\tau]} S_t^{(d)} = \sum_{t=1}^{[T\tau/2]} S_{2t}^{(d-1)} = \sum_{t=1}^{[T\tau/2]} \sum_{k=1}^t \zeta_k,$$

which leads to

$$\frac{1}{\sigma_\eta T^{d-3/2}} \sum_{t=1}^{[T\tau]} \zeta_t = \sum_{t=1}^{[T\tau]} \int_{\frac{t}{T}}^{\frac{t+1}{T}} \frac{\zeta_{[Ts]}}{\sigma_\eta T^{d-5/2}} ds \xrightarrow{\mathcal{D}} \delta W^{(d-2)}(\tau)$$

by virtue of Theorem 7.2. Finally,

$$\begin{aligned} \frac{1}{\sigma_\eta T^{d-1/2}} \sum_{t=1}^{[T\tau]} S_t^{(d)} &= \frac{1}{\sigma_\eta T^{d-1/2}} \sum_{t=1}^{[T\tau/2]} \sum_{k=1}^t \zeta_k = \sum_{t=1}^{[T\tau/2]} \int_{\frac{t}{T}}^{\frac{t+1}{T}} \frac{1}{\sigma_\eta T^{d-3/2}} \sum_{k=1}^{[Ts]} \zeta_k ds \\ &\xrightarrow{\mathcal{D}} \delta \int_0^{\tau/2} W^{(d-2)}(s) ds. \end{aligned}$$

In the particular case where  $d = 2$ , we get the same invariance principle and, of course, the same result is also true for any odd value of  $T$ , with a slightly different definition of  $(\zeta_t)$ . The identification of  $\delta$  is not necessary to establish that the process  $(S_t)$  behaves like  $T^{d-1/2}$  for  $\rho_1 = \rho_2 = \dots = \rho_d = -1$ , and accordingly that the numerator of  $\widehat{K}_T$  grows like  $T^{2d}$  using the same kind of calculations (and Lemma 7.1). We are now going to study the behavior of the denominator, as we did in the proof of Theorem 2.2, for  $\rho = -1$  and  $d = 1$ . We have already established that, for all  $1 \leq k \leq r + 1$ ,

$$\frac{P_{k,T}}{T} = \frac{1}{T^k} \sum_{t=1}^T t^{k-1} S_t^{(d)} + o(1) \text{ a.s.}$$

using the suitable notations. Let  $(\Sigma_t^\eta)$  be the partial sum process associated with  $(S_t^{(d-1)})$  for  $\rho_1 = \rho_2 = \dots = \rho_d = 1$ . Let also  $(\Lambda_t^\eta)$  and  $(\Pi_t^\eta)$  be the partial sum processes associated with  $(S_t^{(d-1)})$ , for the even and odd subscripts, respectively. Explicitly,

$$\Lambda_{p_t}^\eta = \Sigma_2^{(d-1)} + \Sigma_4^{(d-1)} + \dots + \Sigma_{2p_t}^{(d-1)} = \sum_{\ell=1}^{p_t} \Sigma_{2\ell}^{(d-1)}$$

and

$$\Pi_{i_t}^\eta = \Sigma_1^{(d-1)} + \Sigma_3^{(d-1)} + \dots + \Sigma_{2i_t-1}^{(d-1)} = \sum_{\ell=1}^{i_t} \Sigma_{2\ell-1}^{(d-1)}$$

with  $i_t = \lfloor (t+1)/2 \rfloor$  and  $p_t = t - \lfloor (t+1)/2 \rfloor$ . It is then possible to establish the same decomposition as (7.33) from these new definitions. Hence, *via* the invariance principle (7.6) and following the reasoning (7.33)–(7.37), we get in higher dimension

$$\frac{1}{T^{k+d-1/2}} \sum_{t=1}^T t^{k-1} S_t^{(d)} = O_{\mathcal{P}}(1)$$

and accordingly, for all  $1 \leq k \leq r+1$ ,

$$\frac{P_{k,T}}{T^{d+1/2}} = O_{\mathcal{P}}(1) \quad \text{and} \quad \frac{u_{\eta,T}}{T^{d-1/2}} = \frac{S_T^{(d)} + \varepsilon_T}{T^{d-1/2}} + O_{\mathcal{P}}(1),$$

successively using (7.3) and (7.12). From Theorems 7.1–7.2 and the strong law of large numbers, one can deduce, following the same lines, that the process  $(Q_t)$  grows with rate  $T^{2d}$  and this achieves the proof for  $\rho_1 = \rho_2 = \dots = \rho_d = -1$ , since we have seen above that the numerator of  $\widehat{K}_T$  also grows with the same rate. Finally, for  $\kappa = 0$ , convergence (7.40) merely becomes

$$(7.46) \quad \frac{u_{\eta, \lfloor T\tau \rfloor}}{\sigma_{\eta} T^{d-1/2}} \xrightarrow{\mathcal{D}} W^{(d-1)}(\tau)$$

from Theorems 7.1–7.2, and the end of the reasoning easily follows.  $\square$

## REFERENCES

- [1] BERCU, B., AND PROÏA, F. A sharp analysis on the asymptotic behavior of the Durbin-Watson statistic for the first-order autoregressive process. *ESAIM Probab. Stat. 17-1* (2013), 500–530.
- [2] BHARGAVA, A. On the theory of testing for unit roots in observed time series. *Rev. Econ. Stud. 53* (1986), 369–384.
- [3] BILLINGSLEY, P. *Convergence of probability measures*. Wiley Series in Probability and Statistics: Probability and Statistics. John Wiley & Sons Inc., New York, 1999.
- [4] BROCKWELL, P. J., AND DAVIS, R. A. *Introduction to Time Series and Forecasting*. Springer-Verlag, New-York, 1996.
- [5] CANER, M., AND KILIAN, L. Size distortions of tests of the null hypothesis of stationarity: Evidence and implications for the PPP debate. *J. Int. Money. Financ. 20* (2001), 639–657.
- [6] CHAN, N. H., AND WEI, C. Z. Asymptotic inference for nearly nonstationary AR(1) processes. *Ann. Statist. 15-3* (1987), 1050–1063.
- [7] CHAN, N. H., AND WEI, C. Z. Limiting distributions of least squares estimates of unstable autoregressive processes. *Ann. Statist. 16-1* (1988), 367–401.
- [8] DE JONG, D. N., NANKERVIS, J. C., SAVIN, N. E., AND WHITEMAN, C. H. Integration versus trend stationarity in time series. *Econometrica. 60-2* (1992), 423–433.
- [9] DE JONG, R. M., AMSLER, C., AND SCHMIDT, P. A robust version of the KPSS test, based on indicators. *J. Econometrics. 137-2* (2007), 311–333.
- [10] DEDECKER, J., AND RIO, E. On the functional central limit theorem for stationary processes. *Ann. Inst. Henri Poincaré, B. 36-1* (2000), 1–34.
- [11] DICKEY, D. A., BELL, W. R., AND MILLER, R. B. Unit roots in time series models: tests and implications. *Am. Stat. 40* (1986), 12–26.
- [12] DICKEY, D. A., AND FULLER, W. A. Distribution of the estimators for autoregressive time series with a unit root. *J. Am. Stat. Assoc. 74-366* (1979), 427–431.
- [13] DICKEY, D. A., AND FULLER, W. A. Likelihood ratio tests for autoregressive time series with a unit root. *Econometrica. 49* (1981), 1057–1072.

- [14] DICKEY, D. A., AND SAID, E. S. Testing ARIMA( $p, 1, q$ ) versus ARMA( $p + 1, q$ ). *Proc. Bus. Econ. Statist. Sect., Am. Statist. Assoc.* (1981), 318–322.
- [15] DOLADO, J. J., JENKINSON, T., AND SOSVILLA-RIVERO, S. Cointegration and unit roots. *J. Econ. Surv.* 4-3 (1990), 249–273.
- [16] DUFLO, M. *Random iterative models*, vol. 34 of *Applications of Mathematics*, New York: Springer-Verlag, Berlin, 1997.
- [17] DURBIN, J., AND WATSON, G. S. Testing for serial correlation in least squares regression. I. *Biometrika.* 37 (1950), 409–428.
- [18] DURBIN, J., AND WATSON, G. S. Testing for serial correlation in least squares regression. II. *Biometrika.* 38 (1951), 159–178.
- [19] DURBIN, J., AND WATSON, G. S. Testing for serial correlation in least squares regression. III. *Biometrika.* 58 (1971), 1–19.
- [20] HARRIS, D., LEYBOURNE, S. J., AND MCCABE, B. P. M. Modified KPSS tests for near integration. *Economet. Theor.* 23-2 (2007), 355–363.
- [21] IBRAGIMOV, R., AND PHILLIPS, P. C. B. Regression asymptotics using martingale convergence methods. *Economet. Theor.* 24-4 (2008), 888–947.
- [22] KWIATKOWSKI, D., PHILLIPS, P. C. B., SCHMIDT, P., AND SHIN, Y. Testing the null hypothesis of stationarity against the alternative of a unit root : How sure are we that economic time series have a unit root? *J. Econometrics.* 54 (1992), 159–178.
- [23] LAI, T. L., AND SIEGMUND, D. Fixed accuracy estimation of an autoregressive parameter. *Ann. Statist.* 11 (1983), 478–485.
- [24] LANNE, M., AND SAIKKONEN, P. Reducing size distortions of parametric stationarity tests. *J. Time Ser. Anal.* 24 (2003), 423–439.
- [25] LEYBOURNE, S. J., KIM, T. H., AND NEWBOLD, P. Behaviour of Dickey-Fuller unit-root tests under trend misspecification. *J. Time Ser. Anal.* 25-5 (2004), 755–764.
- [26] LEYBOURNE, S. J., KIM, T. H., AND NEWBOLD, P. Examination of some more powerful modifications of the Dickey-Fuller test. *J. Time Ser. Anal.* 26-3 (2005), 355–369.
- [27] LEYBOURNE, S. J., AND MCCABE, B. P. M. On the distribution of some test statistics for parameter constancy. *Biometrika.* 76 (1989), 167–177.
- [28] LEYBOURNE, S. J., AND MCCABE, B. P. M. A consistent test for a unit root. *J. Bus. Econ. Stat.* 12-2 (1994), 157–166.
- [29] LEYBOURNE, S. J., AND MCCABE, B. P. M. Modified stationarity tests with data-dependent model-selection rules. *J. Bus. Econ. Stat.* 17-2 (1999), 264–270.
- [30] LUBRANO, M. Testing for unit roots in a bayesian framework. *J. Econometrics.* 69-1 (1995), 81–109.
- [31] MACKINNON, J. G. *Critical values for cointegration tests*. Long-Run Economic Relationships, ed. by R. F. Engle, and C. W. Granger, 266–276. Oxford University Press, Oxford, 1991.
- [32] MACNEILL, I. B. Properties of sequences of partial sums of polynomial regression residuals with applications to tests for change of regression at unknown times. *Ann. Statist.* 6-2 (1978), 422–433.
- [33] MÜLLER, U. Size and power of tests of stationarity in highly autocorrelated time series. *J. Econometrics.* 128-2 (2005), 195–213.
- [34] NABEYA, S., AND TANAKA, K. Asymptotic theory of a test for the constancy of regression coefficients against the random walk alternative. *Ann. Statist.* 16-1 (1988), 218–235.
- [35] NELSON, C. R., AND PLOSSER, C. I. Trends and random walks in macroeconomic time series: Some evidence and implications. *J. Monet. Econ.* 10 (1982), 139–162.
- [36] NEWBOLD, P., LEYBOURNE, S. J., AND WO HAR, M. E. Trend-stationarity, difference-stationarity, or neither: further diagnostic tests with an application to U.S. Real GNP, 1875–1993. *J. Econ. Bus.* 53-1 (2001), 85–102.
- [37] NEWEY, W. K., AND WEST, K. D. A simple, positive definite, heteroskedasticity and autocorrelation consistent covariance matrix. *Econometrica.* 55 (1987), 703–708.

- [38] NG, S., AND PERRON, P. Unit root tests in ARMA models with data-dependent methods for the selection of the truncation lag. *J. Am. Stat. Assoc.* 90 (1995), 268–281.
- [39] NYBLOM, J. Testing for deterministic linear trend in time series. *J. Am. Stat. Assoc.* 81 (1986), 545–549.
- [40] NYBLOM, J., AND MAKELAINEN, T. Comparisons of tests for the presence of random walk coefficients in a simple linear model. *J. Am. Stat. Assoc.* 78 (1983), 856–864.
- [41] OULIARIS, S., PARK, J. Y., AND PHILLIPS, P. C. B. *Testing for a Unit Root in the Presence of a Maintained Trend*, vol. 15 of *Advanced Studies in Theoretical and Applied Econometrics, Advances in Econometrics and Modelling*, pp 7–28. Raj, Baldev, Springer Netherlands, 1989.
- [42] OULIARIS, S., AND PHILLIPS, P. C. B. *Coint 2.0*. Maple Valley. Washington: Aptech Systems, 1994.
- [43] PELAGATTI, M. M., AND SEN, P. K. A robust version of the KPSS test based on ranks. *Working Papers from Università degli Studi di Milano-Bicocca, Dipartimento di Statistica. No 20090701* (2009).
- [44] PERRON, P. Trends and random walks in macroeconomic time series: Further evidence from a new approach. *J. Econ. Dyn. Control.* 12 (1988), 297–332.
- [45] PHILLIPS, P. C. B. Time series regression with a unit root. *Econometrica.* 55 (1987), 277–302.
- [46] PHILLIPS, P. C. B., AND PERRON, P. Testing for a unit root in time series regression. *Biometrika.* 75-2 (1988), 335–346.
- [47] PÖTSCHER, B. M. Noninvertibility and pseudo-maximum likelihood estimation of misspecified ARMA models. *Economet. Theor.* 7 (1991), 435–449.
- [48] PROÏA, F. Further results on the H-Test of Durbin for stable autoregressive processes. *J. Multivariate Anal.* 118 (2013), 77–101.
- [49] SAID, E. S., AND DICKEY, D. A. Testing for unit roots in autoregressive moving average models of unknown order. *Biometrika.* 71-3 (1984), 599–607.
- [50] SAIKKONEN, P., AND LUUKKONEN, R. Testing for a moving average unit root in autoregressive integrated moving average models. *J. Am. Stat. Assoc.* 88 (1993), 596–601.
- [51] SCHMIDT, P., AND PHILLIPS, P. LM test for a unit root in the presence of deterministic trends. *Oxford B. Econ. Stat.* 54-3 (1992), 257–287.
- [52] SCHWERT, G. Tests for unit roots: a Monte Carlo investigation. *J. Bus. Econ. Stat.* 7 (1989), 147–160.
- [53] SIMS, C. A. Bayesian skepticism on unit root econometrics. *J. Econ. Dyn. Control.* 12 (1988), 463–474.
- [54] SIMS, C. A., STOCK, J. H., AND WATSON, M. W. Inference in linear time series models with some unit roots. *Econometrica.* 58-1 (1990), 113–144.
- [55] STOCK, J. *A Class of Tests for Integration and Cointegration*. Cointegration, Causality and Forecasting: A Festschrift for Clive W.J. Granger. R. Engle and H. White, Oxford University Press, Oxford, 1999.
- [56] WHITE, J. S. The limiting distribution of the serial correlation coefficient in the explosive case. *Ann. Math. Statist.* 29 (1958), 1188–1197.
- [57] WITHERS, C. S. Conditions for linear processes to be strong mixing. *Z. Wahr. Verw. Geb.* 57 (1981), 477–480.

*E-mail address:* frederic.proia@math.u-bordeaux1.fr

UNIVERSITÉ DE BORDEAUX, INSTITUT DE MATHÉMATIQUES DE BORDEAUX, UMR 5251. 351 COURS DE LA LIBRATON, 33405 TALENCE CEDEX.