

Content and popularity analysis of Tor hidden services

Alex Biryukov, Ivan Pustogarov, Fabrice Thill, Ralf-Philipp Weinmann

Abstract—Tor hidden services allow running Internet services while protecting the location of the servers. Their main purpose is to enable freedom of speech even in situations in which powerful adversaries try to suppress it. However, providing location privacy and client anonymity also makes Tor hidden services an attractive platform for every kind of imaginable shady service. The ease with which Tor hidden services can be set up has spurred a huge growth of anonymously provided Internet services of both types. In this paper we analyse the landscape of Tor hidden services. We have studied 39824 hidden service descriptors collected on 4th of Feb 2013: we scanned them for open ports; in the case of 3050 HTTP services, we analysed and classified their content. We also estimated the popularity of hidden services by looking at the request rate for hidden service descriptors by clients. We found that while the content of Tor hidden services is rather varied, the most popular hidden services are related to botnets. We also propose a method for opportunistic deanonymisation of Tor Hidden Service clients. In addition, we identify past attempts to track “Silkroad” by consensus history analysis.

Keywords—Tor, hidden services, port scanning, classification

I. INTRODUCTION

Tor hidden services allow Tor users to offer various Internet services like web publishing or messaging while keeping the location of said services hidden. Other Tor users can connect to them through so-called *rendezvous points*. Since Tor added support for hidden services in 2004, many of them have emerged; some enable freedom of speech (New Yorker’s Strongbox [1], Wikileaks [2]) while others allow for the exchange of contraband (the Silk Road market place [3]) or are used by botnets (Skynet [4]) for hiding the location of command and control centers. More mundane services such as the DuckDuckGo search engine [5] also exist as Tor hidden services.

In order to find a hidden service one can use a Hidden Wiki [6] or one of the specialized search engines [7]. Though such resources are of a great use, the number of onion addresses they offer is quite limited¹ and is not sufficient for the full analysis of the landscape of Tor hidden services. At the same time mining the full collection of onion addresses is prevented by several objective reasons: firstly, many hidden service operators are not interested in their existence to be widely known. Secondly, Tor is designed in such a way that

no central entity stores the entire list of onion addresses. Furthermore, hidden services only rarely link to each other – which impedes traditional crawling.

In this paper we first present a study of deployed Tor hidden services. In order to overcome the above mentioned limitations, we exploited a flaw which was discovered in [8] and was present in Tor versions before 0.2.4.10-alpha. Using this approach we collected 39824 unique onion addresses on February 4rd, 2013 by running 58 Amazon EC2 instances. We scanned the obtained list of hidden services for open ports, estimated their popularity, and classified their content. Second, we propose a method for opportunistic deanonymisation of Tor Hidden Services clients. Third, we make a statistical analysis of the Tor consensus history in order to identify past attempts to track “Silkroad” hidden service.

II. BACKGROUND

In this sections we briefly describe Tor hidden services architecture and mention key points of the flaws which allowed us to mine the collection of onion addresses and opportunistically deanonymise Tor hidden service clients. For a more detailed description we refer the reader to [8].

A. Tor hidden services

Tor is a low-latency anonymity network based on the ideas of onion routing and telescoping. Clients can have anonymous communication to a server by proxying their traffic through a chain (*Circuit*) of three Tor relays. Tor is a volunteer-based network and anybody can run and advertise its own Tor relay. However there is a small number of so called Tor authorities which monitor self-advertised relays and maintain and distribute among clients a list (*Consensus*) of relays which satisfy some conditions: a relay should be up; the number of Tor relays per one IP address should not exceed two.

Tor *Hidden Services* are a feature which was introduced in 2004 to add responder anonymity to Tor. Specifically, hidden services allow running an Internet service (e.g. a Web site, SSH server, etc.) so that the clients of the service do not know its actual IP address. This is achieved by routing all communication between the client and the hidden service through a *rendezvous point* which connects anonymous circuits from the client and the server.

In order to make an Internet service available as a Tor hidden service, the operator (Bob) configures his Tor software which automatically generates new RSA key pair. The base-32 encoding $\langle z \rangle$ of the first 10 bytes of SHA-1 digest of the key

University of Luxembourg, E-mail: alex.biryukov@uni.lu
 University of Luxembourg, E-mail: ivan.pustogarov@uni.lu
 University of Luxembourg, E-mail: fabrice.thill.001@student.uni.lu
 University of Luxembourg, E-mail: ralf-philipp.weinmann@uni.lu

¹At the time of writing, three Hidden Wikis linked to 624 onion addresses and `ahmia.fi` had 1033 onion addresses over which the search could be made.

becomes the identifier of the hidden service (its onion address is constructed from $\langle z \rangle$ by adding ".onion" part).

When a client (Alice) wants to communicate with the hidden service, she needs to know not only its onion address, but also the public key and the list of introduction points. Due to this Bob generates two service descriptors which contain this information and uploads them to 6 hidden service directories. A hidden services directory is a Tor relay which has an HSDir flag assigned by Tor authorities; a Tor relay needs to be operational for at least 25 hours to obtain this flag. The choice of hidden service directories deterministically depends on the onion address and current time. A hidden service changes its responsible hidden service directories every 24 hours and HS directories responsible for the previous timeperiod erase its descriptor from the memory². This results in that the information about all existing hidden services at given time is distributed over many Tor relays. If an adversary wants to collect all existing onion addresses she would need to either own quite many³ IP addresses or run a small set of relays from small number of IP addresses for significant amount of time. This is enforced by that the maximum number of Tor relays on a single IP address that Tor authorities include to the Consensus is 2. If more than two relays are running on the same IP address, only two relays with the highest-most measured bandwidth will appear in the Consensus. This prevents an attacker from injecting many Tor relays from a single IP address in order to collect onion addresses.

A flaw discovered in [8] allowed us to overcome the limitation of two Tor relays per IP address and use only 58 IP addresses to gather our collection of onion addresses. We now describe the key points of the flaw. While only two relays per IP appear in the Consensus, all running relays are monitored by the authorities; more importantly, statistics on them is collected, including the uptime which is used to decide which flags a relay will be assigned. We call relays appearing in the Consensus *active relays* and those which run at the same IP address but do not appear in the Consensus *shadow relays*. Whenever one of the active relays becomes unreachable and disappears from the Consensus, one of the shadow relays becomes active, i.e. appears in the Consensus. This new active relay will have all the flags corresponding to its real run time and not to the time for which it was in the consensus. We call this technique *shadowing*.

An attacker can use this as follows. She can rent n IP addresses and run m relays on each of them for 25 hours thus running $n \times m$ Tor instances in total. Though only $2n$ of them should appear in the consensus, at the end of 25 hour time period all $n \times m$ relays will have HSDir flags. The idea is to gradually make active relays unreachable to the Tor authorities so that shadow relays become active and thus gradually become hidden service directories for all hidden services during 24 hours, thus collecting hidden services' public keys (from which onion addresses are easily derived)

²Note that the expression to compute next responsible HS directories is deterministic and an attacker can easily inject relays to the Tor network which would become responsible HS directories.

³At the time of the experiments an attacker would need to own more than 300 IP addresses for at least 27 hours.

and measuring clients request rates.

B. Guard nodes

In order to significantly reduce the probability of traffic confirmation attacks [9], [10] Tor developers introduced the concept of *entry guard nodes*. A Tor client initially selects a set of three guard nodes from among Tor relays which have a Guard flag assigned to them. Whenever less than two guard nodes from the set are reachable, new guard nodes are chosen. A guard node remains in the set for a random duration between 30 and 60 days. Then it is marked as expired and removed from the set. Whenever a circuit is established, one node from the set of Guard nodes is used for the first hop. An attack presented in [8] allowed an attacker to deanonymise the operator of a hidden service once an attacker's relay becomes a Guard node of the hidden service. In order to mount this attack, the responsible hidden service directory controlled by the attacker sends a specific traffic signature to the hidden service immediately after the hidden service uploads its descriptor. This signature is then detected at the guard node. In this paper we adapt this attack to deanonymise clients of a Tor hidden service.

III. PORT SCANNING HIDDEN SERVICES

In this section we provide statistics on open ports of Tor hidden services. We scanned the full collection of 39824 onion addresses at different times between 14 and 21 Feb 2013. At the time of the scans hidden service descriptors were available for 24511 addresses. In total, 22007 ports were found open on these. For hidden services for which descriptors were available, we obtained a coverage of 87% of all ports. The full coverage could not be achieved since we scanned different port ranges on different days and in a number of cases hidden services which we partially scanned on one day went off-line the day of the next scan; when scanning some hidden services we were persistently getting timeout errors.

During the scan we noticed that a large amount of hidden services did not have any open ports, however when scanned for port 55080 they returned an error message different from the usual error message. According to the Rapid7 blog post [4] port 55080 corresponds to hidden services created on computers infected by a botnet malware called "Skynet". The observation is explained by the fact that the malware immediately closes any connection to this port unless it has been set up as a connection forwarder. We received such an "abnormal" error message for port number 55080 only and counted such events as open ports.

The open ports distribution is shown in Fig. 1. Port number 55080 is the most frequent one, found open on more than 50% of all onion addresses. This can be used to estimate the number of computers infected by "Skynet". HTTP and HTTPS services constitute 22% and SSH services are run by 5% of hidden services. Ports not shown on Fig. 1 have counts of less than 50 and are grouped together under "Other" label. In total we found 495 unique port numbers.

During our port scan we discovered that a number of hidden services provided HTTPS access. We discovered that

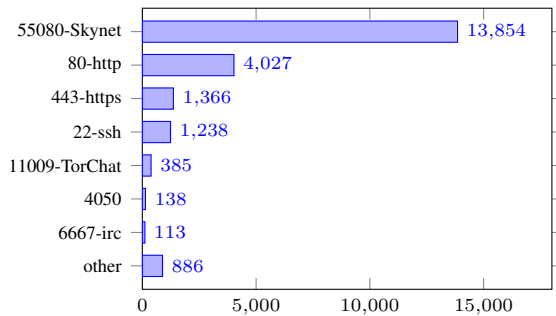


Fig. 1. Open ports distribution

in 1,225 cases the certificates were self signed and the certificates’ common names did not match the requested host names. In 1,168 cases the certificate common name was “esjqyk2khizsy43i.onion” which is hosted at free onion hosting service “TorHost”. We found 34 hidden services using certificates containing common names corresponding to their public DNS names, allowing for deanonymization of the service.

IV. CONTENT ANALYSIS

In this section we present an analysis of the content of hidden services which provide HTTP(S) access: we classify them both according to topics and languages. We excluded port 55080 and tried to connect to the remaining 8,153 destinations (onion address:port pairs) using HTTP and HTTPS. We performed the crawl 2 months after the port scan⁴. At the time of the crawl, 7,114 ports were open – of these, we were able to connect to 6,579 using either HTTP or HTTPS. Table I shows the number of hidden services that offered HTTP or HTTPS services.

Port Num	# of onion addresses
80	3741
443	1289
22	1094
8080	4
Other	451

TABLE I
HTTP AND HTTPS ACCESS

About half of the destinations were inappropriate for classification so we excluded them and ended up with 3050 destinations. In more detail we excluded: 2348 destinations which contained less than 20 words of text (this included 1092 messages from port 22 which were SSH banners); 1108 destinations at port 443 which had corresponding copies at port 80; 73 destinations which returned an error message embedded in an HTML page.

For language detection we used “Langdetect” [11] software. The vast majority of the hidden services (84%) were in English. This is an expected result and corresponds to the statistics for the public Internet [12]. Overall we found hidden services in 17 different languages. Content was offered in the

⁴We excluded all binary data such as images, executables, etc.

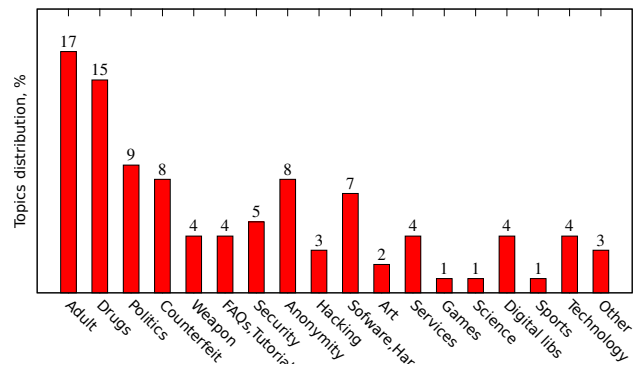


Fig. 2. Tor Hidden services topics distribution

following languages besides English (each constituting less than 3%): German, Russian, Portuguese, Spanish, French, Polish, Japanese, Italian, Czech, Arabic, Dutch, Basque, Chinese, Hungarian, Bantu, Swedish.

We used the software “Mallet” [13] and the web service “uClassify” [14] for automatic topic classification. We considered only hidden services which offered pages in English (2,618 hidden services in total). Among them, 805 hidden services showed the default page of the Torhost.onion⁵ free anonymous hosting service. We classified the remaining 1,813 onion addresses into 18 different categories.

Resources devoted to drugs, adult content, counterfeit (selling counterfeit products, stolen credit card numbers, hacked accounts, etc.), and weapons constitute 44%. The remaining 56% are devoted to a number of different topics: “Politics” and “Anonymity” are among the most popular (9% and 8% correspondingly). In the “Politics” category, one can find resources for reporting and discussing corruption, repressions, violations of human rights and freedom of speech, as well as leaked cables, and Wikileaks-like pages; the category “Anonymity” includes resources devoted to discussion of anonymity from both technical and political points of views as well as services which provide different anonymous services like anonymous mail or anonymous hosting.

The category “Services” includes pages which offer money laundering, escrow services, hiring a killer or a thief, etc. In “Games” one can find a chess server, lotteries, and poker servers which accept bitcoins. While making a preliminary analysis of the collected onion address names we noticed that 15 of them had prefix “silkroa” (two “official” addresses of the silkroad marketplace and the silkroad forum were among them). At least one of these addresses is a phishing site imitating the real Silk Road login interface.

V. POPULARITY MEASUREMENT

In the previous sections we have analyzed the Tor hidden services landscape from the supply side. The analysis however will not be complete without estimating the popularity of different hidden services among clients. This becomes possible since the method we used to collect onion addresses also allows us to get the number of client requests for each of

⁵torhostg5s7pa2sn.onion

them in a 2 hour period. This can serve as an approximation of the popularity of hidden services.

During our experiments, we received a total of 1,031,176 requests for 29,123 unique descriptor IDs⁶. We used our database of onion addressees to resolve the descriptor ID requests. For each address in the list we computed corresponding descriptor IDs for each day between 28 January 2013 and 8 February in order to deal with possible wrong time settings of Tor clients. We compared this list of derived descriptor IDs with the list of client requests. In this way we resolved 6,113 descriptor IDs to 3,140 different onion addresses.

In order to explain the small fraction of resolved descriptor IDs, we ran several hidden service directories for a number of days. From the log files we could derive that 80% of the clients' requests were for non-existent descriptors (i.e. which were never published). Also only 10% of published descriptors were ever requested by clients. Given that the number of collected onion addresses is 39824, we believe that the small number of resolved descriptor IDs was caused by clients requesting descriptors which did not exist. We do not have a good explanation for this phenomenon (one explanation could be that specialized Hidden Service search engines were trying to connect to services from their databases which did not exist anymore), but this was a consistent behaviour over several months.

Table II shows the number of requests for the most popular hidden services. We explored the five most popular addresses in more detail. Searching for them using the major search engines did not give any result – this already seemed quite strange for very popular hidden services. They only exposed port 80; connecting to them at this port returned 503 Server errors. As a next step, we tried to retrieve server-status pages, which succeeded. By analysing these pages we noticed that traffic to these servers remained constant at about 330 KBytes/sec and had about 10 client requests per second, almost exclusively POST requests. Looking at other hidden services we discovered another 4 onion addresses with the very same characteristics: they had port 80 open, they were returning 503 server errors, and had server-status page available. They also had similar traffic and client request rates. By looking at the uptime of the Apache server on the server-status pages we noticed that they could be divided into two groups with exactly same uptime within each group. From this we assumed that different hidden services lead to two physical servers. Given a huge number of requests, we made a conclusion that these hidden services belong to a very large botnet infrastructure (probably different from Skynet, we call it “Goldnet”). It is also worthwhile to notice that 10 onion addresses of “Skynet” were also among the most popular hidden services (residing between 10th and 28th places).

The Skynet bitcoin pooling servers are the second most popular, just after the probable botnet. However their request rate is 4 time lower. Bitcoin mining servers are followed by resources offering adult content (there were 8 such resources

⁶The descriptor ID is not equivalent to the onion address. While the onion address remains fixed, the descriptor ID changes every 24 hours and is derived from the onion address. Specifically, it is used to fetch hidden service's public key. See [8] for more details.

among the 30 most popular hidden services). According to our results, the Silk Road market place is at 18th place with 1175 requests per 2 hours. Black Market Reloaded (another market for illegal goods) is at 62th place with 172 requests. With regard to the popularity of other hidden services, Freedom hosting is at 27th place with 694 requests, and the Duck-DuckGo search engine is at 157th place with 55 requests. The public bitcoin mining pools Slush and Eligius had two and zero requests respectively.

VI. TRACKING CLIENTS

In [8], the authors used a specific traffic signature for opportunistic deanonymisation of hidden services. The technique they used can be easily modified for opportunistic deanonymisation of Tor Hidden Services clients.

Assume that an attacker controls a responsible HS directory⁷ of a hidden service. Whenever it receives a descriptor request for that hidden service, it sends it back encapsulated in a specific traffic signature which will be then forwarded to the client via its Guard node. With some probability, the client's Guard node is in the set of Guards controlled by the attacker. Whenever an attacker's Guard receives the traffic signature, it can immediately reveal the IP address of the client.

This attack has several important implications. Suppose that we can categorize users on Silk Road into buyers and sellers. Buyers visit Silk Road occasionally while sellers visit it periodically to update their product pages and check on orders. Thus, a seller tends to have a specific pattern which allows his identification. Catching even a small number of Silk Road sellers can seriously spoil Silk Road's reputation among other sellers.

As another application, one can collect IP addresses of clients of a popular hidden service and compute a map representing their geographical location. We have computed such a map for one of the Goldnet hidden services – in Figure 3.

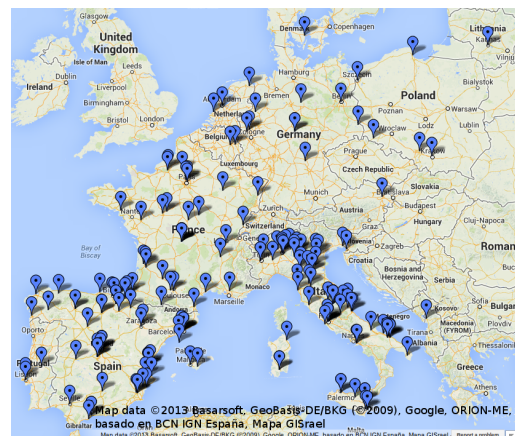


Fig. 3. Clients of a popular hidden service

⁷ Responsible hidden service directories of a hidden service are used to store the hidden service's descriptor (which contains its public key) for a period 24 hours. The HS directories are chosen among all Tor relays – different hidden services usually have different responsible HS directories.

#	RQSTS	Addr	Desc	#	RQSTS	Addr	Desc
1	13714	uecbcfgfofuwkcrd.onion	Goldnet	22	899	qdzjxwujdtxrjkrz.onion	Skynet
2	11582	arlopppezch53w3i.onion	Goldnet	23	898	6tkpktox73usm5vq.onion	Skynet
3	11315	pomyeasfnmtn544p.onion	Goldnet	24	889	kk2wajy64oip2***.onion	Adult
4	7324	lqqciuwa5yze3.onion	Goldnet	25	781	gpt2u5hhaqvmnwhr.onion	Skynet
5	7183	eqlbyxrp2wdjeig.onion	Goldnet	26	746	smouse21bZRgeof4.onion	<n/a>
6	6852	onhiimfoqy4acjv4.onion	<n/a>	27	694	xqz3u5drneuzhaeo.onion	FreedomHosting
7	6528	saxtca3ktuhcyqx3.onion	Goldnet	28	667	f2ylgv2jochpzm4c.onion	Skynet
8	4941	qxc7mc24mj7m4e2o.onion	<n/a>	29	585	kdq2y44aaas2a***.onion	Adult
9	3746	mwjjmahc4cjjlqp.onion	BcMine	30	542	4pms4sejqriry***.onion	Adult
10	3678	mepogl2rljvj374e.onion	Skynet
11	2573	m3hjrfh4hlqc6***.onion	Adult	34	453	dkn255hz262ypmii.onion	SilkRoad(wiki)
12	1950	ua4ttfm47jt32igm.onion	Skynet
13	1863	opva2pilsncvt***.onion	Adult	47	255	dppmfxaacucguzpc.onion	TorDir
14	1665	nbo32el47o5cl***.onion	Adult
15	1631	firelol5skg6e***.onion	Adult	62	172	5onwnspjvuk7cwvk.onion	BlckMrktReloaded
16	1481	niazgzx1rbpevgvq.onion	Skynet
17	1326	owbm3sjqndndmydf.onion	Skynet	157	55	3g2upl4pq6kufc4m.onion	DuckDuckGo
18	1175	silkroadvb5piz3r.onion	Silk Road
19	1094	candy4ci6id24***.onion	Adult	250	30	x7yxqg5v4j6yzhti.onion	Onion Bookmarks
20	1021	x3wyzqg6cfbqrwht.onion	Skynet
21	942	4njzp3wzi6leo772.onion	Skynet	547	10	torhostg5s7pa2sn.onion	Tor Host

TABLE II
RANKING OF MOST POPULAR HIDDEN SERVICES

VII. TRACKING DETECTION

The current implementation of Tor allows one to control responsible hidden service directories of a hidden service. This enables tracking of clients requests. In this section we show that such tracking can be identified using statistical analysis of the consensus history. We apply our analysis to “Silk Road”⁸ market place as an example but it can be applied to any other service as well.

Before proceeding with the analysis we need to dwell on the details of the Tor Hidden Services protocol. For clients to be able to connect, a hidden service announces its existence and provides contact information; every 24 hours it calculates two new service descriptors and for each service descriptor 3 *responsible hidden service directories* are designated from the set of Tor relays with HSDir flag. The descriptors are then uploaded to the responsible hidden service directories. We call an interval between two consecutive descriptor uploads as “time period”. In order for a relay to obtain an HSDir flag it needs to be online for at least 25 hours.

A relay with an HSDir flag becomes a responsible HSDir if its fingerprint (the SHA-1 digest of its public key), is one of the 3 fingerprints that follow the hidden service descriptor’s ID. A hidden service descriptor contains all the information necessary to establish a connection to the hidden service.

In our analysis we identify nodes with non-random behaviour. First we look at the number of times a Tor relay was a responsible directory for a hidden service. At the beginning of each time period, a hidden service chooses 6 responsible HSDir’s anew. The probability for a relay to be chosen equals $p = 6/N_{hdir}$, where N_{hdir} is the total number of relays with HSDir flag. Assuming this probability stays constant, the number of time periods a Tor relay is chosen during n days has binomial distribution with mean $\mu = np$ and standard deviation $\sigma = \sqrt{np(1-p)}$. If number of times a particular

Tor relay was chosen exceeds $\mu + 3\sigma$ we mark this relay as suspicious.

Second, if a Tor relay changes its fingerprint shortly before becoming a responsible HSDir for a descriptor, it is probable that it was done on purpose. The same is also true if a server becomes a responsible HSDir 25 hours after its appearance in the consensus, i.e the minimum amount of time necessary to obtain an HSDir flag. We mark a Tor relay as suspicious if we observed such behaviour several times.

Third, we sort fingerprints (as integers) of relays with HSDir flag and calculate the ratio $:avg_dist/distance$ where avg_dist is the average distance⁹ between consecutive fingerprints and $distance$ is the distance between a responsible HSDir and the corresponding descriptor ID. An attacker would try to position her relay’s fingerprint as close to the two descriptor ID as possible in order to increase her chances of staying one of the 6 responsible HSDir’s for the whole time period.

Fourth we consider the number of times a server switched its fingerprint. Switching public keys in the 3 year period is to be expected but a high number of switches in a short time period is unusual.

Finally we looked at servers that were responsible HSDir’s for consecutive time periods.

Now we apply these rules for the “Silkroad” analysis. Silk road was launched in February 2011 and was closed by the FBI on October 2nd 2013 [15]. Since we use the number of servers in our calculation of the standard deviation, and the number of HSDir more than doubled in the considered time period¹⁰, we split our analysis in 3 years.

In the first year¹¹ there is no clear indication of tracking. A number of servers are responsible HSDir’s for many time

⁹By distance we mean difference where fingerprints are taken as integer numbers

¹⁰1st of February 2011 : 757, 31st of October 2013 : 1862

¹¹1 Feb 2011 - 31 Dec 2011

⁸We only considered the silkroadvb5piz3r.onion address

periods and hours but (1) the time periods seem to be randomly distributed, and (2) the servers which were responsible HSDir's more frequently than $\mu + 3\sigma$ did not change their fingerprints nor controlled consecutive time periods.

One server shows a strange behaviour: most of the time it does not have an HSDir flag, however in 3 occasions, it obtains it when "Silkroad" would choose it as a responsible HSDir.

The second year¹² we found our own servers which performed fingerprint changes on multiple occasions, each time with a close distance¹³ between the fingerprint and the hidden service descriptor ID.

The third year¹⁴ shows clear evidence of at least two cases of tracking. From May 21st to June 3rd a set of servers that share the same name, take over 1 out of 6 HSDir's for "Silk Road". They skip only 4 time period during this timespan. A more detailed look into these servers shows that they changed fingerprints in order to become HSDir for "Silk Road". They are also the only responsible HSDir's that cross a ratio of 10k. On the 31st of August 2013 6 other Tor relays (sharing common parts in their names) from 3 different IP addresses become the responsible HSDir's for "Silk Road". For all 6 HSDir's the distance between their fingerprints and respective descriptor IDs is very small.

We can conclude, that "Silk Road" has not only been tracked by us but also by other entities. There seems to be no indication that someone tried to track "Silk Road" before November 2012 and only one entity has taken over all 6 HSDir's for a single time period, a month before the takedown by the FBI. Note that statistically it is impossible to distinguish attempts to track a hidden service for one time period only from the case when a relay becomes a responsible HSDir by chance.

Based on our experiments we can conclude that looking for changes in fingerprints, in combination with the distance between the descriptor ID and the fingerprint seems to be the most reliable way to detect tracking.

VIII. CONCLUSIONS

Tor hidden services are often criticized for being shelter for resources with illegal or controversial content. The arguments used are usually based on services such as "Silk Road" marketplace or child pornography. On the contrary, Tor enthusiasts point out that many hidden services are in fact resources devoted to human rights, freedom of speech and information which is prohibited in countries with oppressive regimes. Obviously both types of services exist, but it is unclear which type prevails. Obtaining such statistics in the past was prevented by a number of reasons: hidden service descriptors are stored in a distributed fashion; there is no central entity storing the full list of onion addresses; the number of onion addresses published on the Internet is far from exhaustive.

In this paper we have mined a collection of hidden services descriptors by exploiting a protocol and implementation flaws

in Tor and derived onion addresses from them. The data collected allowed us to analyse the landscape of Tor hidden services. We scanned the obtained list for open ports, classified the content of Tor hidden services that provide HTTP(S) service, and estimated the popularity of obtained onion addresses. We discovered a huge number of hidden services that are part of the "Skynet" botnet by looking for port number 55080. According to our analysis the most popular services are HTTP, HTTPS, and SSH. We found that the content of Tor hidden services is rather varied. The number of hidden services with illegal content or devoted to illegal activities and the number of other hidden services (devoted to human rights, freedom of speech, anonymity, security, etc.) is almost the same; among Tor hidden services one can even find a chess server.

Statistics of the popularity of hidden services look more distressing, however. The most popular onion addresses are command and control centers of botnets and resources serving adult content. The Silk Road market place is among 20 most popular hidden services.

In addition, we proposed a method for opportunistic deanonymisation of hidden service clients and applied it to a popular hidden service.

Finally, we proposed a method to analyse the consensus history to detect tracking of a hidden service. We applied it to "Silkroad" and were able to find 3 clear cases of tracking one of which was caused by our own experiments. In the second case an entity was controlling 1 responsible HSDir but for a large timespan. In the third case an entity was controlling all 6 responsible HSDirs continuously for 24 hours.

REFERENCES

- [1] "The new yorker strongbox," July, 2013, <http://www.newyorker.com/strongbox/>.
- [2] "Wikileaks," July, 2013, <http://wikileaks.org/>.
- [3] N. Christin, "Traveling the silk road: A measurement analysis of a large anonymous online marketplace," *CoRR*, vol. abs/1207.7139, 2012.
- [4] C. Guarnieri, "Skynet, a Tor-powered botnet straight from Reddit," Dec. 2012, <https://community.rapid7.com/community/infosec/blog/2012/12/06/skynet-a-tor-powered-botnet-straight-from-reddit>.
- [5] "Duckduckgo search engine," July, 2013, <https://duckduckgo.com/>.
- [6] "Wikipedia. the hidden wiki," July, 2013, http://en.wikipedia.org/wiki/The_Hidden_Wiki.
- [7] "Tor hidden service (.onion) search," July, 2013, <https://ahmia.fi>.
- [8] A. Biryukov, I. Pustogarov, and R.-P. Weinmann, "Trawling for tor hidden services: Detection, measurement, deanonymization," in *IEEE Symposium on Security and Privacy*, 2013, pp. 80–94.
- [9] Z. Ling, J. Luo, W. Yu, X. Fu, D. Xuan, and W. Jia, "A new cell counter based attack against tor," in *Proceedings of the 16th ACM Conference on Computer and Communications Security*, ser. CCS '09. New York, NY, USA: ACM, 2009, pp. 578–589. [Online]. Available: <http://doi.acm.org/10.1145/1653662.1653732>
- [10] A. Serjantov and P. Sewell, "Passive-attack analysis for connection-based anonymity systems," *International Journal of Information Security*, vol. 4, no. 3, pp. 172–180, 2005. [Online]. Available: <http://dx.doi.org/10.1007/s10207-004-0059-3>
- [11] N. Shuyo, "Language detection library for java," 2010, <http://code.google.com/p/language-detection/>.
- [12] P. Gerrand, "Estimating linguistic diversity on the internet: A taxonomy to avoid pitfalls and paradoxes," *J. Computer-Mediated Communication*, vol. 12, no. 4, pp. 1298–1321, 2007.
- [13] A. K. McCallum, "Mallet: A machine learning for language toolkit," 2002, <http://mallet.cs.umass.edu>.
- [14] J. Kågström, R. Karlsson, and E. Kågström, "uClassify web service," 2013, <http://www.uclassify.com>.
- [15] "(reuters) fbi shuts alleged online drug marketplace, silk road," October, 2013, <http://www.reuters.com/article/2013/10/02/us-crime-silkroad-raid-idUSBRE9910TR20131002>.

¹²1 Jan 2012 - 31 Dec 2012

¹³ratio bigger than 100

¹⁴1 Jan 2013 to 31 Oct 2013