
Robust Iterative Interference Alignment for Cellular Networks with Limited Feedback

JAN SCHRECK¹, GERHARD WUNDER², PETER JUNG^{1,2}

¹Technische Universität Berlin, Germany

²Fraunhofer Heinrich-Hertz-Institut Berlin, Germany

March 15, 2019

Abstract

In theory, coordinated multipoint transmission (CoMP) promises vast gains in spectral efficiency. However, industrial field trials show rather disappointing throughput gains, whereby the major limiting factor is properly sharing channel state information. This so-called limited feedback problem has been considered in many recent papers in context of CoMP under the assumptions: 1) infinite SNR regime, 2) no user selection and 3) ideal link adaptation; rendering the analysis overly optimistic. In this paper we make a step forward towards a more realistic assessment of the limited feedback problem by introducing an improved metric for the performance evaluation, which better captures the throughput degradation. We obtain the relevant scaling laws (lower and upper bounds) and show that they are, at finite SNR, fundamentally different from existing ones. Moreover we provide a robust iterative interference alignment algorithm and corresponding feedback strategies achieving the optimal scaling laws. The main idea is that instead of sending the complete channel matrix to each base station each user fixes a receive filter in each iteration and feeds back a quantized version of the effective channel. Finally we underline the findings with simulations for the proposed system.

This work is supported by the European commission under Grant FP7-ICT-2011-8, 318555 5GNOW.

www.5gnow.eu

I. INTRODUCTION

Coordinated processing (so-called coordinated multipoint transmission (CoMP)) of signals by multiple network nodes is a key design element in LTE-A (and beyond 4G) cellular networks: CoMP algorithms can range from 1) joint transmission (fully coherent with message sharing), 2) coordinated beamforming (without message sharing), to 3) interference coordination (by exchanging e.g. simple interference indicators). A classical summary of coordination techniques in multi-cell MIMO cooperative networks can be found in [1], [2]. A prominent coordinated beamforming technique is interference alignment (IA) [3] which essentially aligns the signal space so that multiple interferers appear as a single one.

Theoretically, fully coordinated coherent transmission from multiple base stations to multiple users, promises vast gains in spectral efficiency [1], [2]. However, industrial field trials show rather disappointing throughput gains, whereby the major limiting factor is properly sharing channel state information (CSI) and also channel quality information (CQI) and other overhead among cells [4]. This so-called *limited feedback problem* has been considered in [5] (for multiuser MIMO) and recently in [6] (for joint transmission) as well as in [7], [8], [9] (for IA) all of them in the *infinite SNR regime* thereby essentially carrying out a system's degrees of freedom (DoF) analysis.

However, even though analytic treatment of the limited feedback problem has made significant progress in the past, the DoF approach cannot really account for the throughput degradation experienced in practice. The main reasons for this are: 1) infinite SNR regime where achieving DoF is optimal (in this operational regime interference mitigation instead of signal enhancement is the primary goal) 2) no user selection (the optimal scheduling decision is known) and 3) ideal link adaption (rate allocation is considered optimal). Altogether, this renders the performance analysis overly optimistic motivating extended analysis for the limited feedback problem.

Naturally, the question is: How can one reliably estimate the system's performance degradation due to limited feedback relative to the optimal performance (even if we might be not able to calculate the optimal decision as it is the situation here). In this paper we make a step forward towards a more realistic answer of this question. Noteworthy, the approach is not confined to IA and the analysis can be carried out for joint transmission as well. In particular we:

- introduce an improved metric for the performance evaluation which better captures the throughput degradation due to limited feedback in practice. The metric is defined per user instead of sum rate.
- explicitly calculate the rate degradation for any scheduling decision, any beamforming strategy and any SNR regime which is an extremely useful performance benchmark for the design of systems.
- for IA we show a lower bound on the throughput degradation essentially replacing the too optimistic scaling laws for the number of feedback bits in the conventional analysis. Specifically, we prove that the feedback scaling is $2^{-\frac{B}{2(n_t-1)}}$ (instead of $2^{-\frac{B}{n_t-1}}$ in most of the analysis).
- introduce a robust iterative IA algorithm with user selection which achieves the optimal scaling under any SNR regime. The main idea is that instead of sending the complete channel matrix to each base station each user fixes a receive filter in each iteration and feeds back a quantized version of the effective channel. For this scheme we derive the optimal robust feedback decision metric for the terminals. Due to the alternating

optimization the beamformer and receive filters can be locally computed.

- show by simulations that the chosen distributed approach is favourable over a central approach in terms of performance and convergence speed.

Notation: The inner product of $\mathbf{x} \in \mathbb{C}^N$ and $\mathbf{y} \in \mathbb{C}^N$ is $\langle \mathbf{x}, \mathbf{y} \rangle = \mathbf{x}^H \mathbf{y}$, where \mathbf{x}^H is the conjugate transpose of vector \mathbf{x} . The vector p -norm is defined as $\|\mathbf{x}\|_p = (\sum_i x_i^p)^{1/p}$. The unit sphere in \mathbb{C}^N is defined as \mathbb{S}^{N-1} . The expected value of a random variable X is $\mathbb{E}[X]$.

II. SYSTEM SETUP

A. System Model

Consider a cellular network (downlink) with T base stations, each equipped with n_t transmit antennas, and U user equipments, each equipped with n_r receive antennas. Throughout the paper we consider an arbitrary but fixed spectral resource element. The channel between base station b and user m is given by the matrix $\mathbf{H}_{m,b} \in \mathbb{C}^{n_r \times n_t}$, which is constant over one transmission frame and distributed complex Gaussian with zero mean and unit variance. In each transmission frame (time index omitted) all base stations $b = 1, \dots, T$ select disjoint subsets (by central control) of users $\mathcal{S}_b \subseteq \mathcal{U} = \{1, \dots, U\}$ and transmit the signal $\mathbf{x}_b \in \mathbb{C}^{n_t}$. The signal received by user $m \in \mathcal{S}_b$ is given by

$$y_m = \langle \mathbf{u}_m, \mathbf{H}_{m,b} \mathbf{x}_b \rangle + \sum_{\substack{l=1 \\ l \neq b}}^T \langle \mathbf{u}_m, \mathbf{H}_{m,l} \mathbf{x}_l \rangle + \langle \mathbf{u}_m, \mathbf{n}_m \rangle,$$

where $\mathbf{u}_m \in \mathbb{S}^{n_r-1}$ is the receive filter and $\langle \mathbf{u}_m, \mathbf{n}_m \rangle \sim \mathcal{CN}(0, \mathbf{I})$ is additive white Gaussian noise. The set of all scheduled users is defined as $\mathcal{S} := \{\mathcal{S}_1, \mathcal{S}_2, \dots, \mathcal{S}_T\}$ and the precoding vectors are given by the function

$$\boldsymbol{\pi} : \mathcal{S} \rightarrow \mathbb{S}^{n_t-1}.$$

The complex information symbols are defined as $d_m \in \mathbb{C}$ and the transmitted signal for base station b is given by the superposition

$$\mathbf{x}_b = \sqrt{\frac{P}{|\mathcal{S}_b|}} \cdot \sum_{m \in \mathcal{S}_b} \boldsymbol{\pi}(m) d_m,$$

where we assumed that each base station distributes its available power $P_b = P$ equally among all users $m \in \mathcal{S}_b$ and the transmitted signal fulfills the power constrained $\mathbb{E}[\|\mathbf{x}_b\|_2^2] = P$, for all b . In the sequel, we assume that each user $m \in \mathcal{U}$ has perfect knowledge of its own channels $\mathbf{H}_{m,l}$, for all $l = 1, 2, \dots, T$ and we assume no delay in reporting the CSI, the process of scheduling and transmission.

A *scheduling decision* consists of two steps: i) selection of users $\mathcal{S} \subseteq \mathcal{U}$, ii) selection of beamforming vectors $\boldsymbol{\pi} : \mathcal{S} \rightarrow \mathbb{S}^{n_t-1}$. For any scheduling decision $(\boldsymbol{\pi}, \mathcal{S})$ the achievable system sum rate is given by

$$R(\boldsymbol{\pi}, \mathcal{S}; H) = \sum_{l=1}^T \sum_{m \in \mathcal{S}_l} r_m(\boldsymbol{\pi}, \mathcal{S}; H)$$

where $H = \{\mathbf{H}_{m,l} : l = 1, 2, \dots, T; m = 1, 2, \dots, U\}$ is the list of all channels. The contribution of user $m \in \mathcal{S}_b$ to the achievable system sum-rate is given by the Shannon rate¹

$$r_m(\boldsymbol{\pi}, \mathcal{S}; H) = \max_{\mathbf{u} \in \mathbb{S}^{n_t-1}} \log \left(1 + \frac{\frac{P}{|\mathcal{S}_b|} |\langle \mathbf{u}, \mathbf{H}_{m,b} \boldsymbol{\pi}(m) \rangle|^2}{1 + \sum_{l=1}^T \sum_{\substack{k \in \mathcal{S}_l \\ k \neq m}} \frac{P}{|\mathcal{S}_l|} |\langle \mathbf{u}, \mathbf{H}_{m,l} \boldsymbol{\pi}(k) \rangle|^2} \right)$$

In the sequel, we assume that the base stations aim on maximizing the system sum-rate. Hence, if all base stations have knowledge of all channels H the optimal scheduling decision $(\boldsymbol{\pi}_H, \mathcal{S}_H)$ is the solution of the optimization problem

$$\max_{\mathcal{S} \subseteq \mathcal{U}} \max_{\boldsymbol{\pi}: \mathcal{S} \rightarrow \mathbb{S}^{n_t-1}} R(\boldsymbol{\pi}, \mathcal{S}; H). \quad (1)$$

Throughout the paper we assume that the base station collects partial CSI through a rate-constrained feedback channel. Based on partial CSI V , describing the list of quantized channels, the base station must find a scheduling decision $(\boldsymbol{\pi}_V, \mathcal{S}_V)$ by solving the problem

$$\max_{\mathcal{S} \subseteq \mathcal{U}} \max_{\boldsymbol{\pi}: \mathcal{S} \rightarrow \mathbb{S}^{n_t-1}} R(\boldsymbol{\pi}, \mathcal{S}; V). \quad (2)$$

Obviously, to maximize the system performance, the scheduling decisions based on partial CSI (2) should match with the optimal scheduling decision (1) as good as possible. The core of the paper is to explore the relation of $\boldsymbol{\pi}_H, \boldsymbol{\pi}_V$ and corresponding performance degradation (Section IV-A) under suitable algorithms for the optimization problems (1) and (2) which we discuss next.

III. INTERFERENCE ALIGNMENT WITH PARTIAL CSI AND USER SELECTION

A. Cellular Interference Alignment and Feasibility

In general problem (1) and (2) are NP-hard [10]. Therefore, usually sub-optimal solutions are considered. In the sequel, we propose two algorithms which are based on the idea of alternating the optimization of receive filters and transmit precoders. The algorithms incorporate concepts of spatial IA and user selection, i.e. finding precoding vectors $\boldsymbol{\pi}_{\text{IA}}$ and user sets $\mathcal{S}_1, \dots, \mathcal{S}_T$ such that following conditions hold:

$$|\langle \mathbf{u}_m, \mathbf{H}_{m,b} \boldsymbol{\pi}_{\text{IA}}(m) \rangle|^2 \geq c_0, \quad \forall b = 1, 2, \dots, T \text{ and } m \in \mathcal{S}_b \quad (3)$$

$$|\langle \mathbf{u}_m, \mathbf{H}_{m,l} \boldsymbol{\pi}_{\text{IA}}(k) \rangle|^2 = 0, \quad \forall b, l = 1, 2, \dots, T \text{ and } k \in \mathcal{S}_l, m \in \mathcal{S}_b \text{ with } k \neq m \quad (4)$$

Condition (3) states that for each active user the desired effective channels are non zero and condition (4) states that all interfering channels are zero. Typically, IA is analyzed using concept of DoF [11] which are defined as

$$d_{\text{net}} = \lim_{P \rightarrow \infty} \frac{R(\boldsymbol{\pi}, \mathcal{S}; H)}{\log(P)} + o(\log(P))$$

Intuitively, the DoF can be seen as the number of interference-free parallel data streams that can be transmitted simultaneously in a network. The DoFs of symmetric cellular networks with constant channels have been analyzed

¹For simplicity of notation, we tacitly assume that with \mathcal{S} also the information about the cardinality of the partial sets $\mathcal{S}_1, \dots, \mathcal{S}_T$ is delivered.

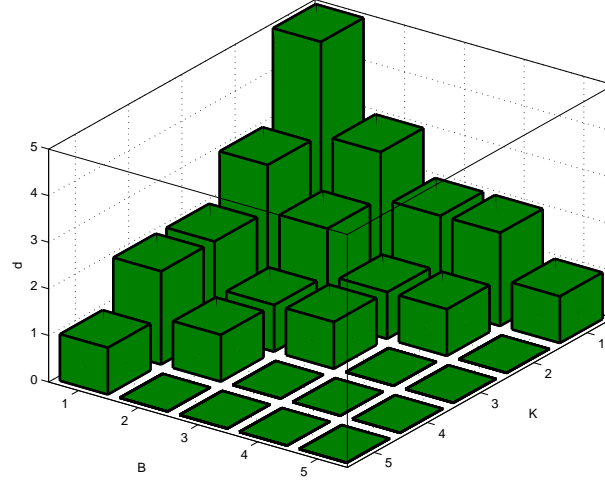


Fig. 1. Feasibility of interference alignment for a symmetric cellular network with B base stations, K users per base station, d data streams per user and 5 antennas per node.

in [12], where we have shown that condition (3) and (4) can be fulfilled if (almost surely under some appropriate random model)

$$n_t \geq \frac{|\mathcal{S}| + 1}{2}$$

assuming $n_r = n_t$, $|\mathcal{S}_b| = |\mathcal{S}_l| = |\mathcal{S}|$, for all $l, b = 1, 2, \dots, T$, and a single stream per user ($d_{\text{net}} = |\mathcal{S}|$). Hence, IA is feasible if the number of active users per base station is bounded by

$$|\mathcal{S}_b| \leq \frac{1}{T} (2n_t - 1), \quad b = 1, \dots, T. \quad (5)$$

Figure 1 depicts the feasible DoF for $n_t = 5$ and a different number of base stations T and active users $K = |\mathcal{S}|$. In the following we present two IA descents tailored to the cellular context.

B. Minimum Interference Algorithm

The first algorithm aims on minimizing interference. In the sequel, we will call this algorithm minimum interference algorithms (MIA). The MIA with user selection is summarized in Algorithm 1. To ensure that all interference can be canceled the maximum number of active users is selected according to our feasibility results in (5). At the beginning of each transmission frame the active users are selected according to some metric, e.g, maximum fairness, maximum channel gain or other requirements possibly given by higher layers. Having determined the set of active users the alternating optimization of receive filters and precoders is performed.

1) *Receive filter optimization based on perfect CSI:* At the beginning of each transmission frame, orthogonal common pilots are transmitted so that all users can measure the channel matrices $\mathbf{H}_{k,b}$, for all b . Common pilots are necessary to compute the effective channels at the terminals and must be retransmitted after the coherence time of the channel. The precoding vectors are set to $\boldsymbol{\pi}(k) = 1/\sqrt{n_t}(1, 1, \dots, 1)^T$. During the receive filter optimization,

Algorithm 1 MIA with user selection

Begin of transmission frame:

Transmit common pilots to all users and make an estimate $\mathbf{H}_{m,b}$, with $b = 1, \dots, T, m \in \mathcal{U}$.

For $b = 1, \dots, T$ select $\mathcal{S}_b \subseteq \mathcal{U}$ according to (5) by central control.

Set $\boldsymbol{\pi}(k) = 1/\sqrt{n_t}(1, 1, \dots, 1)^T$ for all $k \in \{\mathcal{S}_1, \mathcal{S}_2, \dots, \mathcal{S}_T\}$.

repeat

Transmit dedicated pilots.

for $b = 1, 2, \dots, T$ **do**

Compute receive filter matrix \mathbf{u}_k , for all $k \in \mathcal{S}_b$, according to (6).

Quantize and feed back the effective channels $\hat{\mathbf{v}}_{k,l}$, for all $k \in \mathcal{S}_b, l = 1, \dots, T$, according to (8).

end for**for** $b = 1, 2, \dots, T$ **do**

Compute precoding vectors $\boldsymbol{\pi}(k)$, for all $k \in \mathcal{S}_b$, according to (9).

end for

until termination condition is satisfied (e.g. maximum number of iterations, minimum residual interference, ...).

End of transmission frame

all transmit precoders $\boldsymbol{\pi}(\mathcal{S})$ are fixed. Based on dedicated (i.e. precoded) pilots each user $k \in \mathcal{S}_b$ obtains knowledge of the effective channels $\mathbf{H}_{k,l}\boldsymbol{\pi}(m), l = 1, \dots, T, l \neq b, m \in \mathcal{S}_l$. Based on the measured channels, the receive filter of user $k \in \mathcal{S}_b$ is given by

$$\mathbf{u}_k = \nu_{\min}(\boldsymbol{\Theta}_{b,k}), \quad (6)$$

where $\nu_{\min}(\mathbf{X})$ is defined as the eigenvector corresponding to the smallest eigenvalue of the Hermitian matrix \mathbf{X} . The out of cell interference covariance matrix $\boldsymbol{\Theta}_{b,k}$ are defined as

$$\boldsymbol{\Theta}_{b,k} = \sum_{\substack{l=1 \\ l \neq b}}^T \sum_{m \in \mathcal{S}_l} \mathbf{H}_{k,l} \boldsymbol{\pi}(m) (\mathbf{H}_{k,l} \boldsymbol{\pi}(m))^H \quad (7)$$

Notice that, in the receive filter optimization no intra-cell interference is considered. Intra-cell interference is considered in the precoder optimization, only. This approach ensures that the intra-cell interference gets aligned with out-of-cell interference.

2) *Transmit precoder optimization based on partial CSI:* The transmit precoder optimization is performed at the base stations and is based on partial CSI. That is, for fixed receive filters \mathbf{u}_k , each user $k \in \mathcal{U}$ quantizes and feeds back the effective channels $\hat{\mathbf{h}}_{k,l} := (\mathbf{H}_{k,l})^H \mathbf{u}_k, l = 1, \dots, T$, to all base stations. In particular, user $k \in \mathcal{U}$ quantizes and feeds back the normalized effective channels

$$\mathbf{h}_{k,l} := \frac{\hat{\mathbf{h}}_{k,l}}{\|\hat{\mathbf{h}}_{k,l}\|_2} \quad \forall l = 1, \dots, T,$$

using random vector quantization (RVQ) where the normalized effective channel is mapped to an element of the random codebook $\mathcal{V}_k \subset \mathbb{S}^{n_t-1}$ with $|\mathcal{V}_k| = 2^B$ isotropically distributed vectors according to

$$\mathbf{v}_{k,l} := \mathcal{Q}(\mathbf{h}_{k,l}) = \arg \min_{\mathbf{v} \in \mathcal{V}_k} (1 - |\langle \mathbf{h}_{k,l}, \mathbf{v} \rangle|^2)$$

where $1 - |\langle \mathbf{h}_{k,l}, \mathbf{v} \rangle|^2$ is known as the so-called (squared) chordal distance. Moreover $\min_{\mathbf{v} \in \mathcal{V}} (1 - |\langle \mathbf{h}_{k,l}, \mathbf{v} \rangle|^2)$ is usually called the *quantization error*. Some mathematical facts about RVQ and corresponding quantization error are detailed in the appendix. Later on, in Section IV-C we will show that the chordal distance is the optimal quantization metric for our system. In addition, each user (perfectly) feeds back the norm of the effective channel $\mu_{k,l} := \|\hat{\mathbf{h}}_{k,l}\|_2$. For brevity, the channel norm is assumed to be perfectly known to all base stations. After receiving all feedback messages each base station $l = 1, \dots, T$ has knowledge of the quantized effective channels

$$\hat{\mathbf{v}}_{k,l} = \mu_{k,l} \mathbf{v}_{k,l}, \quad k \in \mathcal{U}. \quad (8)$$

The transmit precoders are computed in two steps. First, the transmit subspace which causes minimum out-of-cell interference is determined, second, the intra-cell interference is canceled by a zeroforcing step. Consider the reciprocal network. The reciprocal precoded channel from user k in cell b to base station l is given by $\overleftarrow{\mathbf{v}}_{k,l} = \hat{\mathbf{v}}_{k,l}$. For base station b the transmit subspace which causes minimum out-of-cell interference is given by

$$\mathbf{\Pi}_b = \nu_{\min}^{|\mathcal{S}_b|} (\overleftarrow{\mathbf{\Theta}}_b) \in \mathbb{C}^{n_t \times |\mathcal{S}_b|},$$

where $\nu_{\min}^N(\mathbf{X})$ is defined as the eigenvectors corresponding to the N smallest magnitude eigenvalues of the Hermitian matrix \mathbf{X} and the interference covariance matrix $\overleftarrow{\mathbf{\Theta}}_b$ is defined as

$$\overleftarrow{\mathbf{\Theta}}_b = \sum_{\substack{l=1 \\ l \neq b}}^T \sum_{m \in \mathcal{S}_l} \overleftarrow{\mathbf{v}}_{m,b} (\overleftarrow{\mathbf{v}}_{m,b})^H.$$

Now, the intra-cell interference is canceled by an additional zero forcing step. The zero forcing precoder $\mathbf{w}_{m,b} \in \mathbb{C}^{|\mathcal{S}_b|}$ for user m in cell b is chosen from the null space of the effective channels $\mathbf{v}_{k,b}^H \mathbf{\Pi}_b$, with $k \in \mathcal{S}_b$ and $k \neq m$, such that, the transmit precoder for user $k \in \mathcal{S}_b$ is given by

$$\boldsymbol{\pi}(m) = \mathbf{\Pi}_b \mathbf{w}_{m,b}. \quad (9)$$

3) *Convergence*: The convergence of the algorithm can be proved in a similar manner as the proof of convergence in [13] for the K -user interference channel. Key observations are the following. First, the out-of-cell interference is monotonically decreased when computing the receive filter (6). Second, the transmit precoder computations (9) decreases the out-of-cell interference and nulls all intra-cell interference.

C. Maximum SINR Algorithm

Maximum SINR algorithm (MSA) achieves performance gains in the low to average SNR range but is outperformed by the MIA in the high SNR range. In contrast to the MIA the user selection is performed within the iteration, which requires some limited communication between base stations, i.e., the base stations must exchange the information about scheduled users.

For the ease of presentation we split the algorithm in an outer loop and an inner loop. The outer loop and the inner loop is summarized in Algorithm 2. The outer loop optimizes the receive filters for a fixed set of users and fixed precoders. In the inner loop the user selection and precoder optimization are performed. In each iteration we start with no selected users. All base stations are processed in an arbitrary ordering until no new users are added to the system. At each base station a new user is added, if this increases the system's sum rate. Each time a user is added to the system all precoders are updated to consider the new interference situation.

Algorithm 2 MSA with user selection

Begin of transmission frame:

At all $m \in \mathcal{U}$ estimate $\mathbf{H}_{m,b}$ based on common pilots, for all $b = 1, \dots, T$.

Fix a priori user sets $\mathcal{B}_1, \mathcal{B}_2, \dots, \mathcal{B}_T$ for each base by central control.

Set $\mathbf{v}_k^{[b]} = 1/\sqrt{N}[1, 1, \dots, 1]^T$ for all b, k and set $\mathcal{S}_b = \emptyset$ for all b .

repeat

for $b = 1$ to B and all $k \in \mathcal{B}_b$ **do**

All $k \in \mathcal{U}$ obtain effective channels $\mathbf{H}_{k,b}\boldsymbol{\pi}(m)$ for all b, m .

if $k \in \mathcal{S}_b$ **then**

 Compute receive filter \mathbf{u}_k according to (10).

else

 Set $\mathbf{u}_k = \mathbf{H}_{k,b}\boldsymbol{\pi}(k)$.

end if

end for

repeat

for $b = 1$ to B **do**

for $k \in \mathcal{B}_b \setminus \mathcal{S}_b$ **do**

$\mathcal{T}_b = \{k\} \cup \mathcal{S}_b$

 Compute precoders $\boldsymbol{\pi}(k)$ for all $k \in \mathcal{T}_b$, according to (11).

 Update precoder $\boldsymbol{\pi}(k)$ for all previously selected users $k \in \mathcal{S}_l$, with $l \neq b$.

 Compute system sum rate $R(\boldsymbol{\pi}, \{\dots, \mathcal{S}_{b-1} \cup \mathcal{T}_b \cup \mathcal{S}_{b+1}, \dots\}, V)$.

end for

 Add one new user if sum rate increases.

end for

until No new users added at any base station b .

All $b = 1, \dots, T$ transmit dedicated pilots.

until some termination condition is satisfied.

End of transmission frame

1) *Receive filter optimization based on perfect CSI:* CSI at the users is obtained as described in Section III-B1. Assume that all transmit precoders $\pi(\mathcal{S})$ are fixed, then the receive filter of user $k \in \mathcal{S}_b$ is given by

$$\mathbf{u}_k = \nu_{\max} \left((\mathbf{\Theta}_{b,k} + \mathbf{I}_{n_r})^{-1} \mathbf{G}_{b,k} \right), \quad (10)$$

where $\nu_{\max}(\mathbf{X})$ is defined as the eigenvector corresponding to the largest magnitude eigenvalue of the matrix \mathbf{X} . The out of cell interference covariance matrix $\mathbf{\Theta}_{b,k}$ is defined in (7) and the gain covariance matrix is

$$\mathbf{G}_{b,k} = \mathbf{H}_{k,b} \pi(k) (\mathbf{H}_{k,b} \pi(k))^H.$$

2) *Transmit precoder optimization based on partial CSI:* The transmit precoder optimization is performed at the base station and, therefore, based on partial CSI (8). The transmit precoder for user k is

$$\pi(k) = \nu_{\max} \left(\overleftarrow{\mathbf{O}}_{b,k}^{-1} \overleftarrow{\mathbf{G}}_{b,k} \right), \quad (11)$$

where the interference plus noise covariance matrix $\overleftarrow{\mathbf{O}}_{b,k}$ and the gain covariance matrix $\overleftarrow{\mathbf{G}}_{b,k}$ are defined as

$$\begin{aligned} \overleftarrow{\mathbf{G}}_{b,k} &= \overleftarrow{\mathbf{v}}_{b,k} \overleftarrow{\mathbf{v}}_{b,k}^H \\ \overleftarrow{\mathbf{O}}_{b,k} &= \sum_{l=1}^B \sum_{\substack{m \in \mathcal{S}_l \\ l \neq b}} \overleftarrow{\mathbf{v}}_{l,m} \overleftarrow{\mathbf{v}}_{l,m}^H + \sum_{\substack{m \in \mathcal{S}_b \\ m \neq k}} \overleftarrow{\mathbf{v}}_{b,m} \overleftarrow{\mathbf{v}}_{b,m}^H + \mathbf{I}_{n_t}. \end{aligned}$$

Let us now investigate the rate error between optimal performance and performance based on partial CSI.

IV. UNIVERSAL RATE LOSS GAP ANALYSIS

A. An Improved Metric

Rate loss gap analysis needs to capture the following effects: i) the rate loss due to scheduling and beamforming based on partial CSI and ii) the rate loss due to link adaption based on partial CSI. Therefore, we define the following per user performance metric:

$$\begin{aligned} \Delta r_m(\pi_H, \pi_V) &:= \max\{r_m(\pi_H, \mathcal{S}_H; H) - r_m(\pi_V, \mathcal{S}_V; H), r_m(\pi_H, \mathcal{S}_H; H) - r_m(\pi_V, \mathcal{S}_V; V)\} \\ &= r_m(\pi_H, \mathcal{S}_H; H) - \min\{r_m(\pi_V, \mathcal{S}_V; H), r_m(\pi_V, \mathcal{S}_V; V)\}. \end{aligned} \quad (12)$$

The rate loss gap captures the following effects: i) The first part $r_m(\pi_H, \mathcal{S}_H; H) - r_m(\pi_V, \mathcal{S}_V; H)$, which is usually considered in the literature (see e.g. [5]), describes the rate loss due to beamforming based on partial CSI and assumes perfect link adaption, i.e., transmission with a rate equal to $r_m(\pi_V, \mathcal{S}_V; H)$. ii) The second part $r_m(\pi_H, \mathcal{S}_H; H) - r_m(\pi_V, \mathcal{S}_V; V)$ models the rate loss due to link adaption based on partial CSI, i.e., allocation of the rates $r_m(\pi_V, \mathcal{S}_V; V)$. Even though $\Delta r_m(\pi_H, \pi_V)$ is still optimistic since it does not account for the case $r_m(\pi_H, \mathcal{S}_H; H) < r_m(\pi_V, \mathcal{S}_V; V)$ it is strong enough to address some of the drawbacks of the conventional analysis and leads to indeed very different results. Please note that, due to the per user formulation, $\Delta r_m(\pi_H, \pi_V)$ is not necessarily positive for all H .

In the remainder of this section we will derive lower and upper bounds on $\Delta r_m(\pi_H, \pi_V)$. The following lemma sets the fundament for our analysis.

Lemma 1. Let \mathcal{S}_H and $\boldsymbol{\pi}_H : \mathcal{S}_H \rightarrow \mathbb{S}^{n_t-1}$ denote the optimal user selection and the optimal precoding vectors under perfect CSI H , according to (1). Similarly, let \mathcal{S}_V and $\boldsymbol{\pi}_V : \mathcal{S}_V \rightarrow \mathbb{S}^{n_t-1}$ be the optimal user selection and the optimal precoding vectors under partial CSIT V , according to (2). Assume a symmetric system where the (random) channels are iid and the distribution of the effective channel of each user given some fixed arbitrary receive filter is the same and isotropic.

Then, fixing some arbitrary user $m \in \mathcal{U}$, the expected rate gap $\mathbb{E}[\Delta r_m(\boldsymbol{\pi}_H, \boldsymbol{\pi}_V)]$ is bounded by:

$$\begin{aligned} \mathbb{E}[\max\{r_m(\boldsymbol{\pi}_V, \mathcal{S}_V; H) - r_m(\boldsymbol{\pi}_V, \mathcal{S}_V; V), 0\}] \\ \leq \mathbb{E}[\Delta r_m(\boldsymbol{\pi}_H, \boldsymbol{\pi}_V)] \\ \leq 3 \mathbb{E}\left[\max_{\mathcal{S} \subseteq \mathcal{U}, \boldsymbol{\pi}} |r_m(\boldsymbol{\pi}, \mathcal{S}; H) - r_m(\boldsymbol{\pi}, \mathcal{S}; V)|\right] \end{aligned}$$

Proof: First, we need to show that $\mathbb{E}[r_m(\boldsymbol{\pi}_H, \mathcal{S}_H; V)] \leq \mathbb{E}[r_m(\boldsymbol{\pi}_V, \mathcal{S}_V; V)]$. To see this assume that $\mathbb{E}[r_m(\boldsymbol{\pi}_H, \mathcal{S}_H; V)] > \mathbb{E}[r_m(\boldsymbol{\pi}_V, \mathcal{S}_V; V)]$ for some user m . Then, since $\mathbb{E}[r_m(\boldsymbol{\pi}_H, \mathcal{S}_H; V)] = \mathbb{E}[r_l(\boldsymbol{\pi}_H, \mathcal{S}_H; V)]$ and $\mathbb{E}[r_m(\boldsymbol{\pi}_V, \mathcal{S}_V; V)] = \mathbb{E}[r_l(\boldsymbol{\pi}_V, \mathcal{S}_V; V)]$, $m \neq l$, due to the symmetry of the system it follows $\mathbb{E}[r_m(\boldsymbol{\pi}_H, \mathcal{S}_H; V)] > \mathbb{E}[r_m(\boldsymbol{\pi}_V, \mathcal{S}_V; V)]$ for all $m \in \mathcal{U}$. Hence, we have

$$\mathbb{E}\left[\sum_{m \in \mathcal{U}} r_m(\boldsymbol{\pi}_V, \mathcal{S}_V; V)\right] < \mathbb{E}\left[\sum_{m \in \mathcal{U}} r_m(\boldsymbol{\pi}_H, \mathcal{S}_H; V)\right],$$

which contradicts with the assumption that \mathcal{S}_V and $\boldsymbol{\pi}_V$ are optimal according to (2). Hence,

$$\mathbb{E}[r_m(\boldsymbol{\pi}_H, \mathcal{S}_H; V)] \leq \mathbb{E}[r_m(\boldsymbol{\pi}_V, \mathcal{S}_V; V)],$$

as well as

$$\mathbb{E}[r_m(\boldsymbol{\pi}_V, \mathcal{S}_V; H)] \leq \mathbb{E}[r_m(\boldsymbol{\pi}_H, \mathcal{S}_H; H)]$$

must hold for all $m \in \mathcal{U}$.

Now, for the upper bound we can write

$$\mathbb{E}[\Delta r_m(\boldsymbol{\pi}_H, \boldsymbol{\pi}_V)] = \mathbb{E}[r_m(\boldsymbol{\pi}_H, \mathcal{S}_H; H) - r_m(\boldsymbol{\pi}_V, \mathcal{S}_V; H) + \max\{r_m(\boldsymbol{\pi}_V, \mathcal{S}_V; H) - r_m(\boldsymbol{\pi}_V, \mathcal{S}_V; V), 0\}].$$

The first term can be bounded by

$$\begin{aligned} \mathbb{E}[r_m(\boldsymbol{\pi}_H, \mathcal{S}_H; H) - r_m(\boldsymbol{\pi}_V, \mathcal{S}_V; H)] \\ = \mathbb{E}[r_m(\boldsymbol{\pi}_H, \mathcal{S}_H; H) - r_m(\boldsymbol{\pi}_V, \mathcal{S}_V; V) + r_m(\boldsymbol{\pi}_V, \mathcal{S}_V; V) - r_m(\boldsymbol{\pi}_V, \mathcal{S}_V; H)] \\ \leq \mathbb{E}[r_m(\boldsymbol{\pi}_H, \mathcal{S}_H; H) - r_m(\boldsymbol{\pi}_H, \mathcal{S}_H; V) + r_m(\boldsymbol{\pi}_V, \mathcal{S}_V; V) - r_m(\boldsymbol{\pi}_V, \mathcal{S}_V; H)] \\ \leq 2\mathbb{E}[\max_{\mathcal{S} \subseteq \mathcal{U}, \boldsymbol{\pi}} |r_m(\boldsymbol{\pi}, \mathcal{S}; H) - r_m(\boldsymbol{\pi}, \mathcal{S}; V)|]. \end{aligned}$$

Since, further

$$\mathbb{E}[\max\{r_m(\boldsymbol{\pi}_H, \mathcal{S}_H; H) - r_m(\boldsymbol{\pi}_V, \mathcal{S}_V; V), 0\}] \leq \mathbb{E}[\max_{\mathcal{S} \subseteq \mathcal{U}, \boldsymbol{\pi}} |r_m(\boldsymbol{\pi}, \mathcal{S}; H) - r_m(\boldsymbol{\pi}, \mathcal{S}; V)|]$$

the upper bounds follows. The lower bound follows from:

$$\mathbb{E}[r_m(\boldsymbol{\pi}_H, \mathcal{S}_H; H) - r_m(\boldsymbol{\pi}_V, \mathcal{S}_V; H)] \geq 0$$

Remark 1. Even though we assumed sum rate it is possible to consider extensions to this lemma which incorporates more general utilities. Also the assumptions on the channel distribution might be relaxed here but is required later on in the theorems.

The advantage of the lemma is that it bounds the rate gap in terms of the *same* decisions (π, \mathcal{S}) .

B. Known Results

As mentioned above, in the literature usually the rate gap $r_m(\pi_H, \mathcal{U}, H) - r_m(\pi_V, \mathcal{U}, H)$ is analyzed. Hence, perfect link adaption is assumed and the influence of partial CSI on the sum rate is investigated. Furthermore, for analytic tractability usually the following simplifications are made: 1) A specific system setup is considered, e.g., broadcast channel with a fixed number of active users or K user interference channel. 2) A specific beamforming strategy is assumed, e.g. zero forcing beamforming or IA. Let us shortly summarize some of the results.

In [5], [14, Theorem 2] a broadcast channel with $|\mathcal{U}| = n_t$ single antenna users and zeroforcing beamforming $\pi_{ZF,H}, \pi_{ZF,V}$ with respect to H, V respectively is considered. Then, limited feedback with B feedback bits per user incurs a throughput loss relative to ZF with perfect CSI according to

$$\mathbb{E}[r_m(\pi_{ZF,H}, \mathcal{U}, H) - r_m(\pi_{ZF,V}, \mathcal{U}, H)] < \log(1 + P2^{-\frac{B}{n_t-1}}). \quad (13)$$

This has been recently generalized in [6] for joint transmission. Concerning IA a limited feedback scheme for the K -user interference channel is proposed in [15]. Quantization is based on Grassmannian representation of the channel matrices and the quantization error scales $2^{-\frac{B}{N_g}+1}$, where $N_g = 2n_r((K-1)n_t - n_r)$ is the real dimension of the Grassmannian manifold. In [16] similar results were obtained for a system using OFDM. In [8] a cellular system with two base stations and four users was considered and it is shown that the rate gaps scales exactly like (13).

In the following subsections we show that the scaling law are overly optimistic under the premises of the more realistic metric in (12).

C. Universal Rate Gap Analysis

The main result in this subsection is an upper/lower bound on the expected rate gap in (12).

Theorem 1. In a symmetric system with limited feedback where each user $m \in \mathcal{U}$ uses RVQ with B bits per base station feedback link, the inequality

$$\begin{aligned} & \mathbb{E}[|r_m(\pi, \mathcal{S}; H) - r_m(\pi, \mathcal{S}; V)|] \\ & \leq 2 \log \left(1 + \frac{P}{2} \left[T(T-1) \mathbb{E}[\mu_{m,1}^4] 2^{-\frac{B}{n_t-1}} + 2^{\frac{-B}{2(n_t-1)}} \left(\mathbb{E}^{\frac{1}{4}}[\mu_{m,1}^8] + T \mathbb{E}^{\frac{1}{2}}[\mu_{m,1}^2] \right) \right] \right), \end{aligned}$$

holds regardless of the receive/transmit strategy (i.e. for any SNR regime, any beamforming and user selection strategy).

The proof is presented in Appendix A. Together with Lemma 1 we have the following corollary which tailors Theorem 1 to the algorithms presented in Section III.

Corollary 1. *Under the assumptions of Theorem 1, in any iteration of Algorithm 1 or Algorithm 2 the average rate loss per user is upper bounded by:*

$$\mathbb{E} [\Delta r_m(\boldsymbol{\pi}_H, \boldsymbol{\pi}_V)] \leq 3P \left(T^2 n_r^2 2^{-\frac{B}{n_t-1}} + T n_r 2^{-\frac{B}{2(n_t-1)}} \right)$$

Moreover, the optimal feedback strategy is to report the codebook element with **minimum chordal distance**.

Proof: From Lemma 1 we have:

$$\mathbb{E} [\Delta r_m(\boldsymbol{\pi}_H, \boldsymbol{\pi}_V)] \leq 3\mathbb{E} \left[\max_{\mathcal{S} \subseteq U, \boldsymbol{\pi}} |r_m(\boldsymbol{\pi}, \mathcal{S}; H) - r_m(\boldsymbol{\pi}, \mathcal{S}; V)| \right]$$

The proof then follows from fixing the receive filter in each iteration so that for the effective channels $\mathbb{E} [\mu_{m,1}^2] = n_r$ holds. It is easy to see that by assuming the worst-case decision for each transmit precoder (given the fixed receive filter) the upper bound in Theorem 1 is essentially tight (when considering any SNR regime). ■

The following theorem shows that the scaling $2^{-\frac{B}{2(n_t-1)}}$ cannot be essentially improved.

Theorem 2. *Under the assumptions of Theorem 1, for sufficiently high SNR the average rate loss is lower bounded by*

$$\begin{aligned} \mathbb{E} [\Delta r_m(\boldsymbol{\pi}_H, \boldsymbol{\pi}_V)] &\geq \max_{c_1 \geq 0} \frac{1}{c_1} \left(1 - \frac{n_t^2 (n_t + 1)}{4\sqrt{c_1} (n_t - 1) 2^{-n_t}} \right) \mathbb{E} \left[\log \left(1 + \frac{c_1 P \mu_{m,b}^2}{|\mathcal{S}_b| (1 + P \mu_{m,b}^2)} \sqrt{\frac{4 \cdot 2^{-n_t} n_t - 1}{n_t^2 (n_t + 1)}} 2^{\frac{-B}{2(n_t-1)}} \right) \right] \\ &\quad - \log \left(1 + PT \sqrt{\mathbb{E} [\mu^4]} 2^{\frac{-B}{n_t-1}} \right) \end{aligned}$$

where $\mathcal{S}_1, \dots, \mathcal{S}_T$ satisfies eqn. (III-A) with equality. In particular, we have for some $c_2 > 0$:

$$\mathbb{E} [\Delta r_m(\boldsymbol{\pi}_H, \boldsymbol{\pi}_V)] \geq c_2 \log \left(1 + \frac{P \mathbb{E} [\mu_{m,b}^2]}{|\mathcal{S}_b| + (1 + P \mathbb{E} [\mu_{m,b}^2])} 2^{\frac{-B}{2(n_t-1)}} \right) + o \left(2^{\frac{-B}{2(n_t-1)}} \right)$$

The proof can be found in Appendix B.

V. SIMULATIONS

A. Baseline scheme

As a baseline scheme we consider centralized IA, which was proposed in [17] by the authors. The baseline scheme requires a central processing unit which has global CSI. Each user m quantizes and feeds back the channel matrix $\mathbf{H}_{m,l}$, for all $l = 1, \dots, T$, to all base stations. The base stations then compute the transmit precoders in an iterative manner similar to IA algorithm proposed in Section III. To quantize the channel matrices we use a component wise scalar quantization, i.e., each user maps each real element of the channel matrix to an element of a scalar feedback codebook with 2^{B_s} elements. Scalar quantization leads to $2T n_t n_r B_s$ bits that need to be fed

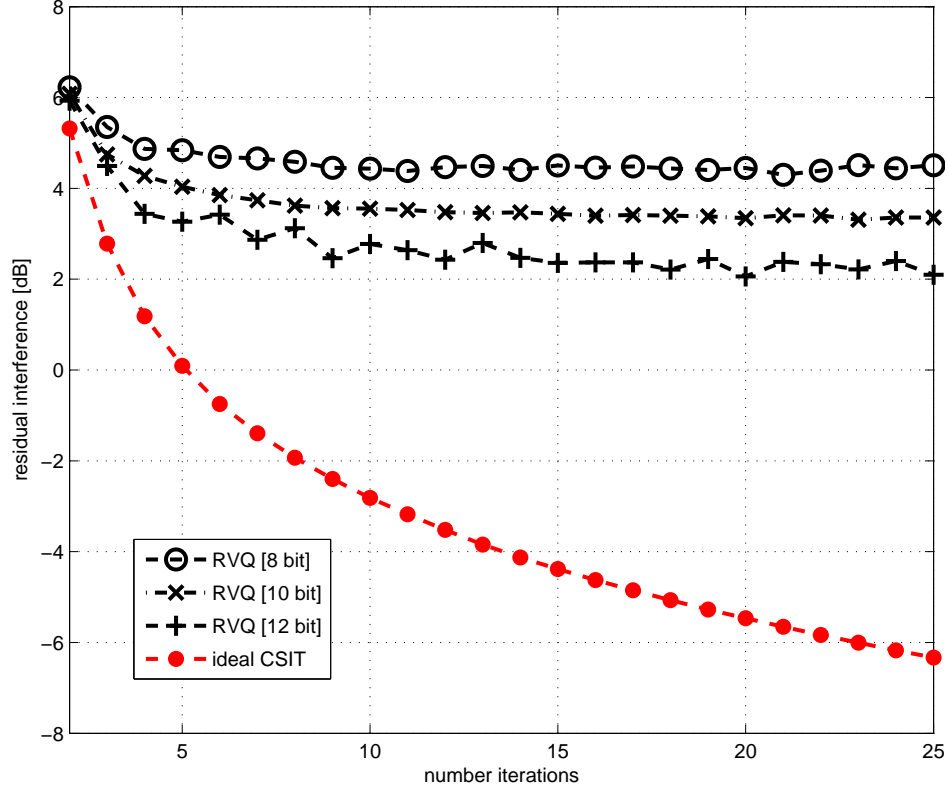


Fig. 2. Spectral efficiency over SNR. Convergence of the proposed MIA (Algorithm 1). Observation: The proposed algorithm converges quickly.

back by each user. As we will see, the feedback and control overhead is significantly larger than for the proposed distributed algorithm.

B. Transmit Protocol

The transmit protocol for the proposed algorithms can be summarized as follows. For simplicity, it is assumed that the channels stay constant during one transmission frame:

- 1) All base stations transmit orthogonal common pilots, such that each user $m \in \mathcal{U}$ can estimate the channels $\mathbf{H}_{m,b}$ for all $b = 1, \dots, T$. For brevity, we assume that all users can perfectly estimate their channels.
- 2) All users update their receive filters and feed back the effective channels.
- 3) All base stations perform (joint) user selection, update (locally) the transmit precoders and transmit dedicated (i.e. precoded) pilots.
- 4) Step 2 and 3 are repeated until some termination condition is satisfied (e.g. maximum number of iterations, minimum residual interference, etc.).

C. Simulation setup

In the simulations we consider a cellular network with $T = 3$ base stations and $U = 9$ users. Each node is equipped with $n_t = n_r = 5$ antennas. From [12] we know that IA is feasible if each base station b serves $|\mathcal{S}_b| = 3$

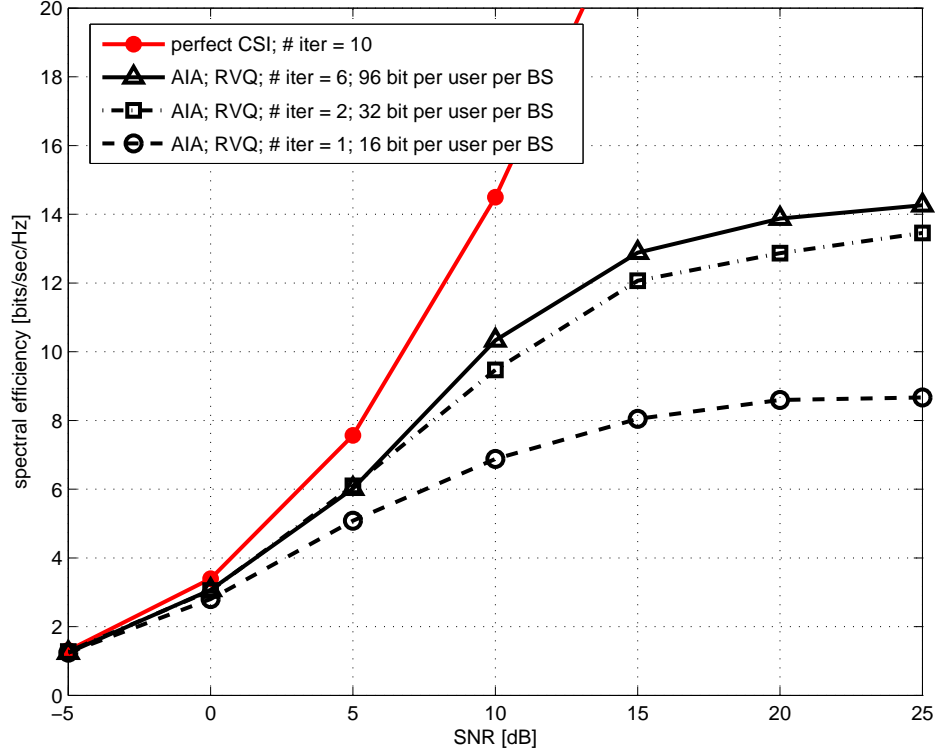


Fig. 3. Spectral efficiency over SNR. Convergence of the proposed MIA (Algorithm 1). The proposed algorithm converges quickly.

users. For the MIA (Algorithm 1) each base station is assigned randomly to three users. Power allocation is assumed to be uniform. The channels are modeled as described in Section II.

D. Simulation results

First, we investigate the convergence of the proposed MIA (Algorithm 1). Figure 2 depicts the residual interference of Algorithm 1. We observe that with partial CSI based on RVQ the residual interference converges rapidly to its minimum of approximately 4.5 dB, 3.5 dB and 2.5 dB for 8, 10 and 12 bit per user per iteration, respectively. In contrast, with ideal CSI the residual interference keeps decreasing with the number of iterations. Therefore, we conclude that with partial CSI the number of iterations can be kept low (≈ 5 iterations) without losing a significant part of the achievable performance.

Figure 3 depicts the spectral efficiency over the SNR for the MIA (Algorithm 1). Each user uses an independent random codebook with 2^B isotropic elements, where we chose $B = 16$. Again, we observe that the proposed IA algorithm converges rapidly, i.e., going from 2 to 6 iterations the performance is increased only slightly. This is a remarkable result since in each iteration each user needs to feedback $TB = 48$ bits and, therefore, a small number of iterations keeps the feedback load small.

Figure 4 compares the proposed MIA (Algorithm 1) with the centralized algorithm. For the centralized algorithm the number of bits per scalar is $B_s = 3$, which results in a feedback load of 450 bits per user per feedback message.

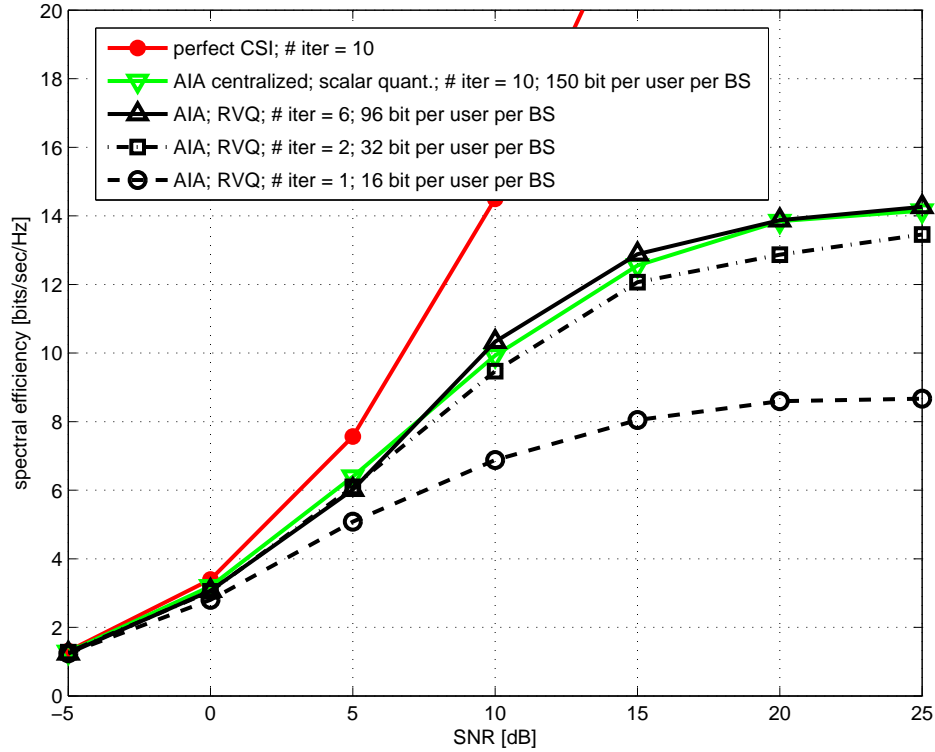


Fig. 4. Spectral efficiency over SNR. Comparing the proposed MIA (Algorithm 1) with the centralized algorithm. Feedback load is significantly reduced.

We observe that with 2 iterations and a codebook with 16 bit we already come very close to the centralized solution. Using a codebook with 16 bit and 6 iterations we clearly outperform the centralized solution.

VI. CONCLUSION

We introduced an improved metric for the performance evaluation of cellular networks. The improved metric captures the throughput degradation due to partial channel state information by considering the beamformer offset and the link adaption problem. We obtained the relevant scaling laws and showed that they are fundamentally different from existing ones. Moreover, we provided an iterative IA algorithm and corresponding feedback strategies which achieve the optimal scaling laws.

REFERENCES

- [1] D. Gesbert, S. Hanly, H. Huang, S. Shamai Shitz, O. Simeone, and W. Yu, "Multi-cell MIMO cooperative networks: A new look at interference," *IEEE Journal on Selected Areas in Communications*, vol. 28, no. 9, pp. 1380–1408, 2010.
- [2] P. Marsch and G. P. Fettweis, *Coordinated Multi-Point in Mobile Communications: From theory to practice*. Cambridge University Press, 2011.
- [3] S. A. Jafar, "Interference alignment: A new look at signal dimensions in a communication network," *Foundation and Trends in Communications and Information Theory*, vol. 7, no. 1, pp. 1–136, 2011.

- [4] R. Irmer, H. Droste, P. Marsch, M. Grieger, G. Fettweis, S. Brueck, H.-P. Mayer, L. Thiele, and V. Jungnickel, “Coordinated multipoint: Concepts, performance, and field trial results,” *IEEE Communications Magazine*, vol. 49, no. 2, pp. 102–111, 2011.
- [5] G. Caire, N. Jindal, M. Kobayashi, and N. Ravindran, “Multiuser MIMO achievable rates with downlink training and channel state feedback,” *IEEE Transactions on Information Theory*, vol. 56, no. 6, pp. 2845–2866, Jun. 2010.
- [6] P. de Kerret and D. Gesbert, “The Multiplexing Gain of the Network MIMO Channel with Distributed CSI,” *IEEE Trans. on Inform. Theory*, 2013, <http://arxiv.org/abs/1108.3742>.
- [7] I. Thukral and H. Bölcskei, “Interference alignment with limited feedback,” in *2009 IEEE International Symposium on Information Theory (ISIT)*, Jul. 2009, pp. 1759–1763.
- [8] N. Lee, W. Shin, R. Heath, and B. Clerckx, “Interference alignment with limited feedback for two-cell interfering MIMO-MAC,” in *2012 International Symposium on Wireless Communication Systems (ISWCS)*, Aug. 2012, pp. 566–570.
- [9] O. El Ayach and R. Heath, “Interference alignment with analog channel state feedback,” *IEEE Transactions on Wireless Communications*, vol. 11, no. 2, pp. 626–636, Feb. 2012.
- [10] P. C. Weeraddana, M. Codreanu, M. Latva-aho, A. Ephremides, and C. Fischione, *Weighted Sum-Rate Maximization in Wireless Networks: A Review*. Foundations and Trends in Networking, 2011, vol. 6, no. 1-2.
- [11] V. Cadambe and S. Jafar, “Interference alignment and degrees of freedom of the K -user interference channel,” *IEEE Transactions on Information Theory*, vol. 54, no. 8, 2008.
- [12] J. Schreck and G. Wunder, “Interference alignment over limited dimensions for cellular networks: Feasibility and algorithms,” in *Smart Antennas (WSA), 2012 International ITG Workshop on*, Mar. 2012, pp. 352–358.
- [13] K. S. Gomadam, V. R. Cadambe, and S. A. Jafar, “Approaching the Capacity of Wireless Networks through Distributed Interference Alignment,” *CoRR*, vol. abs/0803.3, 2008.
- [14] Nihar Jindal, “MIMO Broadcast Channels with Finite Rate Feedback,” *IEEE Transactions on Information Theory*, vol. 52, no. 11, pp. 5045–5060, 2006.
- [15] M. Rezaee and M. Guillaud, “Limited feedback for interference alignment in the K -user MIMO interference channel,” *IEEE Information Theory Workshop*, pp. 667–671, Sep. 2012.
- [16] R. T. Krishnamachari and M. K. Varanasi, “Interference alignment under limited feedback for MIMO interference channels,” in *2010 IEEE International Symposium on Information Theory (ISIT)*, Jun. 2010, pp. 619–623.
- [17] J. Schreck and G. Wunder, “Iterative interference alignment for cellular systems,” in *2011 International ITG Workshop on Smart Antennas (WSA)*, Feb. 2011, pp. 1–8.
- [18] W. Rudin, *Function theory in the unit ball of C_n* , a series of comprehensive studies in mathematics, vol 241 ed. Springer Verlag, 1980.

APPENDIX A

PROOF OF THEOREM 1

For RVQ where $\mathcal{V} = (\mathbf{v}_1, \dots, \mathbf{v}_{2^B}) \subset \mathbb{S}^{n-1}$, $\mathbf{h}_{k,l} \in \mathbb{S}^{n-1}$, $\forall k, l$, are independent random variables, the quantization error $Z := \min_{\mathbf{v} \in \mathcal{V}} (1 - |\langle \mathbf{h}_{k,l}, \mathbf{v} \rangle|^2)$ is the minimum of 2^B beta $(n_t - 1, 1)$ distributed random variables (see e.g. [14, Theorem 2]). This is true even when Z is conditioned on $\mathbf{h}_{k,l}$. The following result on the moments of Z hold.

Lemma 2. *For some $n \geq 1$ we have:*

$$\left(\frac{n_t - 1}{n_t} 2^{\frac{-B}{n_t - 1}} \right)^n \leq \mathbb{E}[Z^n] \leq \left(2^{\frac{-B}{n_t - 1}} \right)^n \leq \left(\frac{n_t}{n_t - 1} \mathbb{E}[Z] \right)^n$$

Proof: Since $\mathbb{E}[Z] \geq \frac{n_t-1}{n_t} 2^{\frac{-B}{n_t-1}}$ [5] we have by Jensen's inequality:

$$\mathbb{E}[Z^n] \geq \mathbb{E}[Z]^n \geq \left(\frac{n_t-1}{n_t} 2^{\frac{-B}{n_t-1}} \right)^n$$

Moreover, by the beta distribution

$$\Pr(Z^n > x) = \left(1 - x^{\frac{n_t-1}{n}}\right)^{2^B}, \quad n \geq 1,$$

and hence:

$$\mathbb{E}[Z^n] \leq \left(2^{\frac{-B}{n_t-1}}\right)^n$$

■

Let us now introduce the following (new) decision metric for user m to base station l :

$$\omega(\mathbf{h}_{m,l}, \mathbf{v}_{m,l}) := \max_{\mathbf{x} \in \mathbb{S}^{n_t-1}} \left| |\langle \mathbf{h}_{m,l}, \mathbf{x} \rangle|^2 - |\langle \mathbf{v}_{m,l}, \mathbf{x} \rangle|^2 \right|$$

We need the following lemma first.

Lemma 3. *Let $\mathbf{x} \in \mathbb{S}^{n_t-1}$ and $\mathbf{y} \in \mathbb{S}^{n_t-1}$ be unit norm vectors, then*

$$\max_{\mathbf{w} \in \mathbb{S}^{n_t-1}} \left| |\langle \mathbf{x}, \mathbf{w} \rangle|^2 - |\langle \mathbf{y}, \mathbf{w} \rangle|^2 \right| = \sqrt{1 - |\langle \mathbf{x}, \mathbf{y} \rangle|^2}.$$

Proof: We have

$$\left| |\langle \mathbf{x}, \mathbf{w} \rangle|^2 - |\langle \mathbf{y}, \mathbf{w} \rangle|^2 \right| = |\mathbf{w}^H (\mathbf{x}\mathbf{x}^H - \mathbf{y}\mathbf{y}^H) \mathbf{w}|$$

Consider the matrix $\mathbf{A} := \mathbf{x}\mathbf{x}^H - \mathbf{y}\mathbf{y}^H$. Since \mathbf{A} is hermitian by the Rayleigh-Ritz variational characterization of eigenvalues to the maximum modulus eigenvalue of \mathbf{A} . The matrix \mathbf{A} has rank two and has therefore only two non-zero eigenvalues λ_1 and λ_2 . But the matrix \mathbf{A} is trace-less as well

$$\text{Tr}(\mathbf{A}) = \lambda_1 + \lambda_2 = \text{Tr}(\mathbf{x}\mathbf{x}^H - \mathbf{y}\mathbf{y}^H) = \|\mathbf{x}\|_2^2 - \|\mathbf{y}\|_2^2 = 0.$$

Therefore, $\lambda_1 = -\lambda_2$ must hold. On the other hand, we get from the Frobenious norm $\|\mathbf{A}\|_F^2 = \text{Tr}(\mathbf{A}^H \mathbf{A})$ that

$$\begin{aligned} \text{Tr}(\mathbf{A}^H \mathbf{A}) &= \lambda_1^2 + \lambda_2^2 = \|\mathbf{x}\|_2^4 + \|\mathbf{y}\|_2^4 - 2|\langle \mathbf{x}, \mathbf{y} \rangle|^2 \\ &= 2(1 - |\langle \mathbf{x}, \mathbf{y} \rangle|^2) \end{aligned}$$

Thus, using $\lambda_1 = -\lambda_2$ we get for the two non-zero eigenvalues

$$|\lambda_1| = |\lambda_2| = \sqrt{1 - |\langle \mathbf{x}, \mathbf{y} \rangle|^2}, \quad (14)$$

which proves the claim. ■

We are now ready to prove the upper bound.

Proof: Fix the user selection \mathcal{S} and the optimal transmit precoders $\boldsymbol{\pi}$. Denote the optimal receive filter as \mathbf{u}_m^* with respect to the collection H , we have $\hat{\mathbf{h}}_{m,b} = (\mathbf{H}_{m,b})^H \mathbf{u}_m^*$, $\boldsymbol{\mu}_{m,b} = \|\hat{\mathbf{h}}_{m,b}\|_2$ and $\mathbf{h}_{m,b} = \hat{\mathbf{h}}_{m,b} / \boldsymbol{\mu}_{m,b}$ for all

$b = 1, \dots, T$. Hence, the rate of user $m \in \mathcal{S}_b$ can be written as

$$r_m(\boldsymbol{\pi}, \mathcal{S}; H) = \log \left(1 + \frac{\frac{P\mu_{m,b}^2}{|\mathcal{S}_b|} |\langle \mathbf{h}_{m,b}, \boldsymbol{\pi}(m) \rangle|^2}{1 + \sum_{l=1}^T \sum_{\substack{k \in \mathcal{S}_l \\ k \neq m}} \frac{P\mu_{m,l}^2}{|\mathcal{S}_l|} |\langle \mathbf{h}_{m,l}, \boldsymbol{\pi}(k) \rangle|^2} \right)$$

Further, from the feedback strategy (8) we have $V = \{\hat{\mathbf{v}}_{m,b} = \mu_{m,b} \mathcal{Q}(\mathbf{h}_{m,b}) : m \in \mathcal{U}, b = 1, \dots, T\}$ and $\mathbf{v}_{m,b} = \hat{\mathbf{v}}_{m,b} / \mu_{m,b}$, such that, the rates seen by the base stations are

$$r_m(\boldsymbol{\pi}, \mathcal{S}; V) = \log \left(1 + \frac{\frac{P\mu_{m,b}^2}{|\mathcal{S}_b|} |\langle \mathbf{v}_{m,b}, \boldsymbol{\pi}(m) \rangle|^2}{1 + \sum_{l=1}^T \sum_{\substack{k \in \mathcal{S}_l \\ k \neq m}} \frac{P\mu_{m,l}^2}{|\mathcal{S}_l|} |\langle \mathbf{v}_{m,l}, \boldsymbol{\pi}(k) \rangle|^2} \right).$$

Introduce (index m omitted)

$$\Phi_{b,k} = \frac{P\mu_{m,b}^2}{|\mathcal{S}_b|} |\langle \mathbf{h}_{m,b}, \boldsymbol{\pi}(k) \rangle|^2$$

$$\Psi_{b,k} = \frac{P\mu_{m,b}^2}{|\mathcal{S}_b|} |\langle \mathbf{v}_{m,b}, \boldsymbol{\pi}(k) \rangle|^2$$

$$\Delta_{b,k} = \Phi_{b,k} - \Psi_{b,k}$$

and using Lemma 1 the rate gap can be bounded from above by

$$\begin{aligned} & \max_{\mathcal{S} \subseteq \mathcal{U}, \boldsymbol{\pi}} |r_m(\boldsymbol{\pi}, \mathcal{S}; H) - r_m(\boldsymbol{\pi}, \mathcal{S}; V)| \\ &= \max_{\mathcal{S} \subseteq \mathcal{U}, \boldsymbol{\pi}} \left| \log \left(\frac{1 + \sum_{l=1}^T \sum_{k \in \mathcal{S}_l} \Phi_{l,k}}{1 + \sum_{l=1}^T \sum_{k \in \mathcal{S}_l} \Psi_{l,k}} \right) + \log \left(\frac{1 + \sum_{l=1}^T \sum_{\substack{k \in \mathcal{S}_l \\ k \neq m}} \Psi_{l,k}}{1 + \sum_{l=1}^T \sum_{\substack{k \in \mathcal{S}_l \\ k \neq m}} \Phi_{l,k}} \right) \right| \\ &= \max_{\mathcal{S} \subseteq \mathcal{U}, \boldsymbol{\pi}} \left| \log \left(1 + \sum_{l=1}^T \sum_{k \in \mathcal{S}_l} \Psi_{\Sigma} \Delta_{l,k} \right) + \log \left(1 + \sum_{l=1}^T \sum_{\substack{k \in \mathcal{S}_l \\ k \neq m}} \Phi_{\Sigma} (-\Delta_{l,k}) \right) \right| \end{aligned}$$

where:

$$\Psi_{\Sigma}^{-1} = 1 + \sum_{l=1}^T \sum_{k \in \mathcal{S}_l} \Psi_{l,k}$$

$$\Phi_{\Sigma}^{-1} = 1 + \sum_{l=1}^T \sum_{\substack{k \in \mathcal{S}_l \\ k \neq m}} \Phi_{l,k}$$

Using $\log(1+a) + \log(1+b) \leq 2 \log(1 + \frac{1}{2}a + b)$, $a, b > -1$ yields:

$$\begin{aligned} & \dots \leq \max_{\mathcal{S} \subseteq \mathcal{U}, \boldsymbol{\pi}} \left| \log \left(1 + \sum_{l=1}^T \sum_{k \in \mathcal{S}_l} \Psi_{\Sigma} \cdot \Delta_{l,k} \right) + \log \left(1 + \sum_{l=1}^T \sum_{k \in \mathcal{S}_l} \Phi_{\Sigma} \cdot (-\Delta_{l,k}) + \sum_{l=1}^T \Phi_{\Sigma} \cdot \Delta_{l,m} \right) \right| \\ &= 2 \max_{\mathcal{S} \subseteq \mathcal{U}, \boldsymbol{\pi}} \left| \log \left(1 + \frac{1}{2} (\Psi_{\Sigma} - \Phi_{\Sigma}) \sum_{l=1}^T \sum_{k \in \mathcal{S}_l} \Delta_{l,k} + \frac{1}{2} \sum_{l=1}^T \Phi_{\Sigma} \cdot \Delta_{l,m} \right) \right| \\ &\leq 2 \max_{\mathcal{S} \subseteq \mathcal{U}, \boldsymbol{\pi}} \log \left(1 + \frac{1}{2} |\Psi_{\Sigma} - \Phi_{\Sigma}| \left| \sum_{l=1}^T \sum_{k \in \mathcal{S}_l} \Delta_{l,k} \right| + \frac{1}{2} \sum_{l=1}^T |\Delta_{l,m}| \right) \end{aligned}$$

Since

$$\begin{aligned}\Psi_\Sigma - \Phi_\Sigma &= \frac{1}{\Psi_\Sigma^{-1} \Phi_\Sigma^{-1}} \sum_{l=1}^T \sum_{\substack{k \in \mathcal{S}_l \\ k \neq m}} \Phi_{l,k} - \sum_{l=1}^T \sum_{k \in \mathcal{S}_l} \Psi_{l,k} \\ &\leq \frac{1}{\Psi_\Sigma^{-1} \Phi_\Sigma^{-1}} \sum_{l=1}^T \sum_{k \in \mathcal{S}_l} \Delta_{l,k}\end{aligned}$$

we have the pre-final result:

$$\begin{aligned}\dots &\leq 2 \max_{\mathcal{S} \subseteq U, \pi} \log \left(1 + \frac{1}{2} \left(\sum_{l=1}^T \sum_{k \in \mathcal{S}_l} |\Delta_{l,k}| \right)^2 + \frac{1}{2} \sum_{l=1}^T |\Delta_{l,m}| \right) \\ &\leq 2 \log \left(1 + \frac{1}{2} \max_{\mathcal{S} \subseteq U} \sum_{1 \leq l_1 \leq T, k_1 \in \mathcal{S}_{l_1}} \sum_{1 \leq l_2 \leq T, k_2 \in \mathcal{S}_{l_2}} \max_{\pi} |\Delta_{l_1, k_1}| \max_{\pi} |\Delta_{l_2, k_2}| + \frac{1}{2} \sum_{l=1}^T \max_{\pi} |\Delta_{l,m}| \right)\end{aligned}$$

Now, observe that

$$\begin{aligned}\max_{\pi} |\Delta_{l,k}| &= \frac{P\mu_{m,l}^2}{|\mathcal{S}_l|} \max_{\pi} \left| |\langle \mathbf{h}_{m,l}, \pi(k) \rangle|^2 - |\langle \mathbf{v}_{m,l}, \pi(k) \rangle|^2 \right| \\ &= \frac{P\mu_{m,l}^2}{|\mathcal{S}_l|} \max_{\mathbf{x} \in \mathbb{S}^{n_t-1}} \left| |\langle \mathbf{h}_{m,l}, \mathbf{x} \rangle|^2 - |\langle \mathbf{v}_{m,l}, \mathbf{x} \rangle|^2 \right| \\ &= \frac{P\mu_{m,l}^2}{|\mathcal{S}_l|} \omega(\mathbf{h}_{m,l}, \mathbf{v}_{m,l})\end{aligned}$$

where the last term $\frac{P\mu_{m,b}^2}{|\mathcal{S}_b|} \omega(\mathbf{h}_{m,l}, \mathbf{v}_{m,l})$ is actually independent of k . Taking expectation and applying Jensen's inequality we obtain

$$\dots \leq 2 \log \left(1 + \frac{P}{2} \sum_{l_1=1}^T \sum_{l_2=1}^T \mathbb{E} [\mu_{m,l_1}^2 \omega(\mathbf{h}_{m,l_1}, \mathbf{v}_{m,l_1}) \mu_{m,l_1}^2 \omega(\mathbf{h}_{m,l_2}, \mathbf{v}_{m,l_2})] + \frac{P}{2} \sum_{l=1}^T \mathbb{E} [\mu_{m,l}^2 \omega(\mathbf{h}_{m,l}, \mathbf{v}_{m,l})] \right)$$

and since for $l_1 \neq l_2$

$$\begin{aligned}\mathbb{E} [\mu_{m,l_1}^2 \omega(\mathbf{h}_{m,l_1}, \mathbf{v}_{m,l_1}) \mu_{m,l_1}^2 \omega(\mathbf{h}_{m,l_2}, \mathbf{v}_{m,l_2})] \\ &= \mathbb{E} [\mu_{m,l_1}^2 \omega(\mathbf{h}_{m,l_1}, \mathbf{v}_{m,l_1})] \mathbb{E} [\mu_{m,l_2}^2 \omega(\mathbf{h}_{m,l_2}, \mathbf{v}_{m,l_2})] \\ &\leq \mathbb{E}^{\frac{1}{2}} [\mu_{m,l_1}^4] \mathbb{E}^{\frac{1}{2}} [\omega^2(\mathbf{h}_{m,l_1}, \mathbf{v}_{m,l_1})] \mathbb{E}^{\frac{1}{2}} [\mu_{m,l_2}^4] \mathbb{E}^{\frac{1}{2}} [\omega^2(\mathbf{h}_{m,l_2}, \mathbf{v}_{m,l_2})]\end{aligned}$$

and for $l_1 = l_2$

$$\begin{aligned}\mathbb{E} [\mu_{m,l_1}^4 \omega^2(\mathbf{h}_{m,l_1}, \mathbf{v}_{m,l_1})] \\ &\leq \mathbb{E} [\mu_{m,l_1}^4 \omega(\mathbf{h}_{m,l_1}, \mathbf{v}_{m,l_1})] \\ &\leq \mathbb{E}^{\frac{1}{4}} [\mu_{m,l_1}^8] \mathbb{E}^{\frac{1}{2}} [\omega^2(\mathbf{h}_{m,l_1}, \mathbf{v}_{m,l_1})]\end{aligned}$$

where we used the Cauchy-Schwarz inequality.

Lemma 3 states that

$$\begin{aligned}\mathbb{E} [\omega^2(\mathbf{h}_{m,l}, \mathbf{v}_{m,l})] &= \mathbb{E} \left[\min_{\mathbf{v} \in \mathcal{V}} 1 - |\langle \mathbf{h}_{k,l}, \mathbf{v} \rangle|^2 \right] \\ &< 2^{\frac{-B}{n_t-1}}\end{aligned}$$

where the last step is due to Lemma 2 so that finally the result follows:

$$\dots \leq 2 \log \left(1 + \frac{P}{2} \left[T (T-1) \mathbb{E} [\mu_{m,1}^4] 2^{\frac{-B}{n_t-1}} + 2^{\frac{-B}{2(n_t-1)}} \left(\mathbb{E}^{\frac{1}{4}} [\mu_{m,1}^8] + T \mathbb{E}^{\frac{1}{2}} [\mu_{m,1}^2] \right) \right] \right)$$

■

APPENDIX B PROOF OF THEOREM 2

The following lemma allows us to bound the expected value, of certain concave functions, from below. It is a partial reverse of Jensen's inequality when certain conditions on the moments are fulfilled. Note that this is exactly the case, as we will see, for the quantization error.

Lemma 4. *Let $f : \mathbb{R} \rightarrow \mathbb{R}$ be concave and $f(0) = 0$. Then for any constant $c_1 > 0$ and any random variable $z > 0$,*

$$\mathbb{E} [f(z)] \geq \frac{f(c_1 \mathbb{E} [z])}{c_1} \left(1 - \sqrt{\frac{\mathbb{E} [z^2]}{c_1 \mathbb{E} [z]^2}} \right)$$

holds.

Proof: For any $z^* > 0$ we have

$$\begin{aligned} \mathbb{E} [f(z)] &\geq \mathbb{E} [f(z) \mathbb{I} \{z \leq z^*\}] \\ &= \mathbb{E} \left[\frac{f(z)}{z} z \mathbb{I} \{z \leq z^*\} \right] \\ &\geq \frac{f(z^*)}{z^*} \mathbb{E} [z \mathbb{I} \{z \leq z^*\}] \\ &= \frac{f(z^*)}{z^*} \mathbb{E} [z(1 - \mathbb{I} \{z > z^*\})] \\ &= \frac{f(z^*)}{z^*} (\mathbb{E} [z] - \mathbb{E} [z \mathbb{I} \{z > z^*\}]) \\ &= \frac{f(z^*)}{z^*} \left(\mathbb{E} [z] - \sqrt{\mathbb{E} [z^2]} \sqrt{\mathbb{E} [\mathbb{I} \{z > z^*\}]} \right) \end{aligned} \tag{15}$$

$$\begin{aligned} &= \frac{f(z^*)}{z^*} \mathbb{E} [z] \left(1 - \sqrt{\frac{\mathbb{E} [z^2]}{\mathbb{E} [z]^2}} \sqrt{\Pr(z > z^*)} \right) \\ &= \frac{f(z^*)}{z^*} \mathbb{E} [z] \left(1 - \sqrt{\frac{\mathbb{E} [z^2]}{\mathbb{E} [z] z^*}} \right), \end{aligned} \tag{16}$$

where (15) follows from the Cauchy-Schwarz inequality and (16) follows from Markov's inequality. If we choose $z^* = c_1 \mathbb{E} [z]$ the claim follows

$$\mathbb{E} [f(z)] \geq \frac{f(c_1 \mathbb{E} [z])}{c_1} \left(1 - \sqrt{\frac{\mathbb{E} [z^2]}{c_1 \mathbb{E} [z]^2}} \right).$$

■

The following lemma is a modification of Lemma 3.

Lemma 5. Let $\mathbf{x} \in \mathbb{S}^{n_t-1}$, $\mathbf{y} \in \mathbb{S}^{n_t-1}$ and $\mathbf{w} \in \mathbb{S}^{n_t-1}$ be unit norm vectors where \mathbf{w} is uniformly distributed on \mathbb{S}^{n_t-1} , then for $n \geq 2$:

$$\left(\frac{4 \cdot 2^{-n_t}}{n_t(n_t+1)} \right)^{\frac{n}{2}} \cdot (1 - |\langle \mathbf{x}, \mathbf{y} \rangle|^2)^{\frac{n}{2}} \leq \mathbb{E} \left[\max \{ |\langle \mathbf{x}, \mathbf{w} \rangle|^2 - |\langle \mathbf{y}, \mathbf{w} \rangle|^2, 0 \}^n \right] \leq (1 - |\langle \mathbf{x}, \mathbf{y} \rangle|^2)^{\frac{n}{2}}$$

Proof: Consider the eigen-decomposition of the hermitian matrix $\mathbf{A} = \mathbf{x}\mathbf{x}^H - \mathbf{y}\mathbf{y}^H = \mathbf{Q}\mathbf{\Lambda}\mathbf{Q}^H$, where $\mathbf{\Lambda}$ is a diagonal matrix with the eigenvalues of \mathbf{A} , in descending order, on the diagonal and the columns of the hermitian matrix \mathbf{Q} are given by the eigenvectors of \mathbf{A} . Since \mathbf{w} is uniformly distributed on \mathbb{S}^{n-1} we have for

$$\mathbb{E} \left[(\mathbf{w}^H \mathbf{A} \mathbf{w})^n \right] = \mathbb{E} \left[(\mathbf{w}^H \mathbf{\Lambda} \mathbf{w})^n \right].$$

Using $\lambda_1 = -\lambda_2$, shown above, we get

$$\begin{aligned} \mathbb{E} \left[\max \{ \mathbf{w}^H \mathbf{A} \mathbf{w}, 0 \}^n \right] &= \mathbb{E} \left[\max \{ \lambda_1 |w_1|^2 - \lambda_1 |w_2|^2, 0 \}^n \right] \\ &\geq \mathbb{E} \left[\max \{ 2|w_1|^2 - 1, 0 \}^n \right] \cdot \lambda_1^n \\ &\geq \mathbb{E} \left[\max \{ 2|w_1|^2 - 1, 0 \}^2 \right]^{\frac{n}{2}} \cdot \lambda_1^n \end{aligned}$$

where the first inequality is $|w_1|^2 + |w_2|^2 \leq 1$ and the second is due to Jensen. The last term is

$$\mathbb{E} \left[\max \{ 2|w_1|^2 - 1, 0 \}^2 \right] = 4 \frac{2^{-n_t}}{n_t(n_t+1)}$$

by an application of Rudin's formula for functions on the sphere \mathbb{S}^{n_t-1} [18, pp.13-15] in one parameter. For the reverse direction we can use $|w_1|^{2n} \leq 1$. Finally, using (14) from Lemma 3 proves the claim. ■

We are ready to prove our second theorem.

Proof: Consider an arbitrary but fixed user $m \in \mathcal{S}_b$ where $|\mathcal{S}_b|$ is non-random and fulfills the feasibility condition (III-A) for all $b = 1, \dots, T$ with equality. Define an IA solution as $|\langle \mathbf{v}_{m,b}, \boldsymbol{\pi}_{\text{IA}}(k) \rangle|^2 = 0$, for all $b, k \neq m$, such that $\boldsymbol{\pi}_{\text{IA}}(m)$ is actually independent of the effective channel $\mathbf{h}_{m,b}$ [9] and has no preferable direction. Note that $\boldsymbol{\pi}_{\text{IA}}$ achieves the optimal capacity scaling (over SNR). Hence, by using Lemma 1, we have for sufficiently high SNR

$$\mathbb{E} [\Delta r_m(\boldsymbol{\pi}_H, \boldsymbol{\pi}_V)] \geq \mathbb{E} [\max \{ r_m(\boldsymbol{\pi}_{\text{IA}}, \mathcal{S}; H) - r_m(\boldsymbol{\pi}_{\text{IA}}, \mathcal{S}; V), 0 \}]$$

where:

$$\begin{aligned} r_m(\boldsymbol{\pi}_{\text{IA}}, \mathcal{S}; H) &= \log \left(1 + \frac{\frac{P\mu_{m,b}^2}{|\mathcal{S}_b|} |\langle \mathbf{h}_{m,b}, \boldsymbol{\pi}_{\text{IA}}(m) \rangle|^2}{1 + \sum_{l=1}^T \sum_{\substack{k \in \mathcal{S}_l \\ k \neq m}} \frac{P\mu_{m,l}^2}{|\mathcal{S}_l|} |\langle \mathbf{h}_{m,l}, \boldsymbol{\pi}_{\text{IA}}(k) \rangle|^2} \right) \\ r_m(\boldsymbol{\pi}_{\text{IA}}, \mathcal{S}; V) &= \log \left(1 + \frac{P}{|\mathcal{S}_b|} \mu_{m,b}^2 |\langle \mathbf{v}_{m,b}, \boldsymbol{\pi}_{\text{IA}}(m) \rangle|^2 \right) \end{aligned}$$

Introduce (index m omitted):

$$\begin{aligned} \Phi_{b,k}^* &= \frac{P\mu_{m,b}^2}{|\mathcal{S}_b|} |\langle \mathbf{h}_{m,b}, \boldsymbol{\pi}_{\text{IA}}(k) \rangle|^2 \\ \Psi_{b,k}^* &= \frac{P\mu_{m,b}^2}{|\mathcal{S}_b|} |\langle \mathbf{v}_{m,b}, \boldsymbol{\pi}_{\text{IA}}(k) \rangle|^2 \\ \Delta_{b,k}^* &= \frac{|\mathcal{S}_b|}{P\mu_{m,b}^2} \max \{ \Phi_{b,k}^* - \Psi_{b,k}^*, 0 \} \end{aligned}$$

Hence, we can write

$$\Delta r_m(\boldsymbol{\pi}_H, \boldsymbol{\pi}_V) \geq \max \left\{ \log \left(1 + \sum_{l=1}^T \sum_{k \in \mathcal{S}_l} \Phi_{l,k}^* \right) - \log \left(1 + \sum_{l=1}^T \sum_{\substack{k \in \mathcal{S}_l \\ k \neq m}} \Phi_{l,k}^* \right) - \log(1 + \Psi_{b,m}^*), 0 \right\}$$

and since $\max\{a - b - c, 0\} \geq \max\{a - b, 0\} - c$ for $c > 0$, the rate gap for user m is bounded from below by

$$\begin{aligned} & \dots \geq \log \left(1 + \frac{\max \{ \Phi_{l,m}^* - \Psi_{b,m}^*, 0 \}}{1 + \Psi_{b,m}^*} \right) - \log \left(1 + \sum_{l=1}^T \sum_{\substack{k \in \mathcal{S}_l \\ k \neq m}} \Phi_{l,k}^* \right) \\ & \geq \log \left(1 + \frac{P\mu_{m,b}^2}{|\mathcal{S}_b| (1 + P\mu_{m,b}^2)} \Delta_{b,m}^* \right) - \log \left(1 + \sum_{l=1}^T \sum_{\substack{k \in \mathcal{S}_l \\ k \neq m}} \Phi_{l,k}^* \right). \end{aligned}$$

Since $|\langle \mathbf{h}_{m,b}, \boldsymbol{\pi}_{\text{IA}}(k) \rangle|^2 \leq \mu^2 Z$, where $Z = \min_{\mathbf{v} \in \mathcal{V}} (1 - |\langle \mathbf{h}_{k,l}, \mathbf{v} \rangle|^2)$ is the quantization error (defined in Lemma 2) under RVQ, we have by Lemma 2:

$$\mathbb{E} [\Phi_{l,k}^*] \leq \frac{P}{|\mathcal{S}_l|} \sqrt{\mathbb{E} [\mu^4]} \sqrt{\mathbb{E} [Z^2]} < \frac{P}{|\mathcal{S}_l|} \sqrt{\mathbb{E} [\mu^4]} 2^{\frac{-B}{n_t-1}}, \quad \forall k, l$$

Define the positive random variable

$$\begin{aligned} Y &:= (\Delta_{b,m}^*)^2 \\ &= \max \{ |\langle \mathbf{h}_{m,b}, \boldsymbol{\pi}_{\text{IA}}(k) \rangle|^2 - |\langle \mathbf{v}_{m,b}, \boldsymbol{\pi}_{\text{IA}}(k) \rangle|^2 \}^2 \end{aligned}$$

where the mapping between Y and $\Delta_{b,m}^*$ is positive since $\Delta_{b,m}^*$ is positive. Taking expectation conditioned on $\mu_{m,b}, \mathbf{h}_{m,b}$ (denoted $\mathbb{E}[\cdot | \mu_{m,b}, \mathbf{h}_{m,b}] := \mathbb{E}_{|\mu, \mathbf{h}}[\cdot]$) and using the Lemma 4 with concave $f(x) = \log(1 + \sqrt{x})$ we get

$$\begin{aligned} & \mathbb{E}_{|\mu, \mathbf{h}} \left[\log \left(1 + \frac{P\mu_{m,b}^2}{|\mathcal{S}_b| (1 + P\mu_{m,b}^2)} \Delta_{b,m}^* \right) \right] \\ & \geq \mathbb{E}_{|\mu, \mathbf{h}} \left[\log \left(1 + \frac{P\mu_{m,b}^2}{|\mathcal{S}_b| (1 + P\mu_{m,b}^2)} \sqrt{Y} \right) \right] \\ & = \frac{1}{c_1} \left(1 - \sqrt{\frac{\mathbb{E}_{|\mu, \mathbf{h}} [Y^2]}{c_1 \mathbb{E}_{|\mu, \mathbf{h}} [Y]^2}} \right) \log \left(1 + c_1 \frac{P\mu_{m,b}^2}{|\mathcal{S}_b| (1 + P\mu_{m,b}^2)} \sqrt{\mathbb{E}_{|\mu, \mathbf{h}} (Y)} \right) \end{aligned}$$

Since conditioned on $\mu_{m,b}, \mathbf{h}_{m,b}$ the precoder $\boldsymbol{\pi}_{\text{IA}}(m)$ is isotropically distributed, we have by Lemma 5 (first step, $n = 2$) and Lemma 2 (last step)

$$\begin{aligned} \mathbb{E}_{|\mu, \mathbf{h}} (Y) &= \mathbb{E}_{|\mu, \mathbf{h}} \left[\max \{ |\langle \mathbf{h}_{m,b}, \boldsymbol{\pi}_{\text{IA}}(m) \rangle|^2 - |\langle \mathbf{v}_{m,b}, \boldsymbol{\pi}_{\text{IA}}(m) \rangle|^2, 0 \}^2 \right] \\ &\geq \frac{4 \cdot 2^{-n_t}}{n_t (n_t + 1)} \mathbb{E}_{|\mu, \mathbf{h}} \left[\min_{\mathbf{v} \in \mathcal{V}} (1 - |\langle \mathbf{h}_{m,b}, \mathbf{v} \rangle|^2) \right] \\ &= \frac{4 \cdot 2^{-n_t}}{n_t (n_t + 1)} \mathbb{E}_{|\mu, \mathbf{h}} (Z) \\ &\geq \frac{4 \cdot 2^{-n_t}}{n_t (n_t + 1)} \frac{n_t - 1}{n_t} 2^{\frac{-B}{n_t-1}} \end{aligned}$$

and since again by Lemma 5 (first step) and Lemma 2 (second step)

$$\begin{aligned}\mathbb{E}_{|\mu, \mathbf{h}} (Y^2) &\leq \mathbb{E}_{|\mu, \mathbf{h}} [Z^2] \\ &\leq \left(\frac{n_t}{n_t - 1} \mathbb{E}_{|\mu, \mathbf{h}} [Z] \right)^2\end{aligned}$$

so that

$$\begin{aligned}& \frac{1}{c_1} \left(1 - \sqrt{\frac{\mathbb{E}_{|\mu, \mathbf{h}} [Y^2]}{c_1 \mathbb{E}_{|\mu, \mathbf{h}} [Y]^2}} \right) \log \left(1 + \frac{c_1 P \mu_{m,b}^2}{|\mathcal{S}_b| (1 + P \mu_{m,b}^2)} \sqrt{\mathbb{E}_{|\mu, \mathbf{h}} (Y)} \right) \\ & \geq \frac{1}{c_1} \left(1 - \frac{n_t}{\sqrt{c_1} (n_t - 1) \frac{4 \cdot 2^{-n_t}}{n_t(n_t+1)}} \right) \log \left(1 + \frac{c_1 P \mu_{m,b}^2}{|\mathcal{S}_b| (1 + P \mu_{m,b}^2)} \sqrt{\frac{4 \cdot 2^{-n_t}}{n_t(n_t+1)} \frac{n_t-1}{n_t} 2^{\frac{-B}{2(n_t-1)}}} \right) \\ & = \frac{1}{c_1} \left(1 - \frac{n_t^2 (n_t+1)}{4 \sqrt{c_1} (n_t-1) 2^{-n_t}} \right) \log \left(1 + \frac{c_1 P \mu_{m,b}^2}{|\mathcal{S}_b| (1 + P \mu_{m,b}^2)} \sqrt{\frac{4 \cdot 2^{-n_t} n_t - 1}{n_t^2 (n_t+1)} 2^{\frac{-B}{2(n_t-1)}}} \right)\end{aligned}$$

which is the final result when taking the expectation with respect to μ . ■