

Note on universal description of heavy and light mesons

S. S. Afonin and I. V. Pusenkov

V. A. Fock Department of Theoretical Physics, Saint-Petersburg State University, 1 ul. Ulyanovskaya, St. Petersburg, 198504, Russia

Abstract

The experimental spectrum of excited S -wave vector mesons with hidden quark flavor reveals a remarkable property: For all flavors, it is approximately linear in mass squared, $m_n^2 \approx a(n+b)$, n is the radial quantum number. We draw attention to the fact that such a universal behavior for any quark mass cannot be obtained in a natural way within the usual semirelativistic potential and string-like models — if the Regge-like behavior is reproduced for the mesons composed of the light quarks, the trajectories become essentially nonlinear for the heavy-quark sector. In reality, however, the linearity for the heavy mesons appears to be even better than for the light ones. In addition, the slope a is quite different for different quark flavors. This difference is difficult to understand within the QCD string approach since the slope measures the interaction strength among quarks. We propose a simple way for reparametrization of the vector spectrum in terms of quark masses and universal slope and intercept. Our model-independent analysis suggests that the quarks of any mass should be regarded as static sources inside mesons while the interaction between quarks is substantially relativistic.

1 Introduction

The hadron spectroscopy continues to play the major role in the study of the strong interactions. The main goal is the exhaustive description of the hadron spectrum in terms of a dimensional parameter and the quark masses. This task has still not been solved starting from the QCD Lagrangian. A serious progress was achieved by the semirelativistic potential models [1–3]). They enjoyed a striking success in the description of the ground states and related physics. But their results in the sector of radially excited hadrons were much more modest.

On the basis of QCD one expects that the formation of resonances should happen in a universal manner at all available scales. In the experimental hadron spectroscopy, the most studied sector is given by the unflavored vector

mesons. These resonances have the quantum numbers of the photon and therefore are intensively produced in the e^+e^- -annihilation which represents a traditional laboratory for the discovery of new quark flavors and for precise measurements of the vector spectrum. Since the creation mechanism for the vector mesons in the e^+e^- -annihilation is identical for any flavor and many experimental data is available, the case of the unflavored vector mesons looks the most appropriate for analyzing the manifestations of universality of the strong interactions in the resonance formation. These manifestations must be reproduced by any viable dynamical model.

In the present note, we study the spectroscopic universality among the vector mesons with hidden flavor — the φ , ψ , Υ mesons and their analogues in the sector of u, d quarks, the ω -mesons (the spectrum of ρ -mesons is similar and does not bring anything new in our discussions). Based on the experimental data, the spectroscopic manifestations of the universality in question are summarized. We argue that these manifestations may be explained if the total meson mass is composed (in the first approximation) of two contributions — a non-relativistic one due to the static quark masses and a relativistic one stemming from the gluon interactions. The mass spectrum can be described by a simple formula which is universal for all considered mesons. The found relation is checked and its parameters are estimated. We indicate then the reason which does not allow to obtain the proposed relation in the usual potential and string-like models and speculate on a possible way for modifying these models.

2 The vector spectrum

Let us plot the masses squared of known ω , φ , ψ , and Υ -mesons [4] as a function of consecutive number $n = 0, 1, 2, \dots$ called also the radial quantum number in the potential models. In all cases (except the ϕ -meson where the data is scarcer) we omit the heaviest state as the least reliable one: $\omega(2330)$ (and another candidate $\omega(2290)$) [4], $\psi(4615)$ [5], $\Upsilon(11020)$ [4] (this resonance has a small coupling to the e^+e^- -annihilation in comparison with $\Upsilon(10860)$ — this suggests a strong D -wave admixture). We also try to exclude the D -wave resonances (they decouple from the e^+e^- -annihilation as it is a point-like process).

We ascribe $\phi(2175)$ to the $n = 3$ state. The reasons are as follows. First, although we would have an almost ideal linear trajectory in the case of ascribing $\phi(2175)$ to $n = 2$, the slope of such a trajectory differs significantly from the slope of the ω -trajectory. This looks very unnaturally. Second, the ϕ trajectory is expected to have the same universal features as the other vector

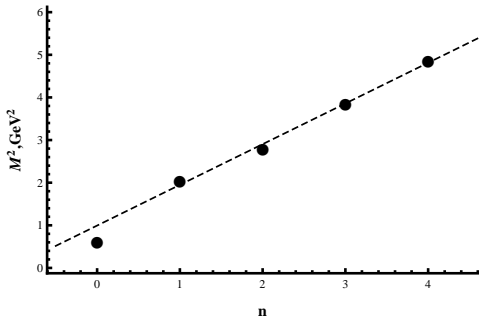


Fig. (1a). The spectrum of ω -mesons. The experimental points (for this and subsequent figures) are taken from Table 1.

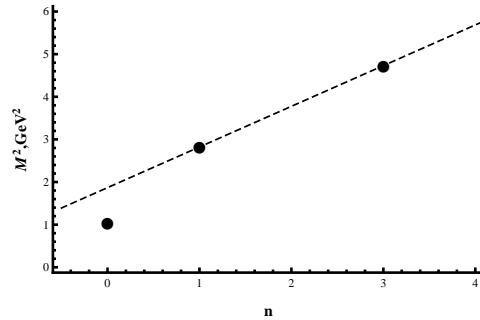


Fig. (1b). The spectrum of ϕ -mesons.

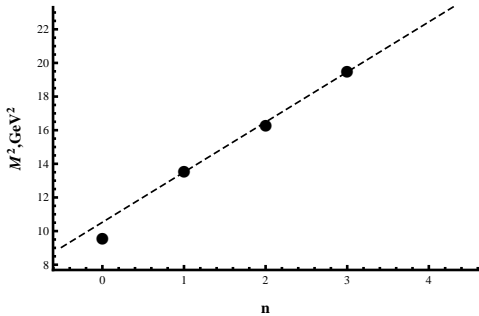


Fig. (1c). The spectrum of ψ -mesons.

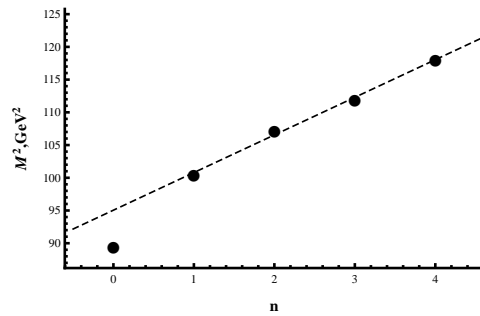


Fig. (1d). The spectrum of Υ -mesons.

trajectories. One of these features is that the ground state lies noticeably below the linear trajectory (see below). Third, the natural mass splitting between the $n = 1$ and $n = 2$ excitations is 300–350 MeV. The splitting between $\phi(1680)$ and $\phi(2175)$ is about 500 MeV. Such a value is more typical for mass splittings between the $n = 1$ and $n = 3$ excitations. Fourth, our fits below are better if $\phi(2175)$ is treated as the $n = 3$ state.

The Figs. (1a)–(1d) demonstrate a universal linear behavior of the kind

$$M_n^2 = a(n + b), \quad (1)$$

with the ground state lying below the linear trajectory. The spectrum (1) is a typical prediction of the hadron string (flux-tube) models with massless quark and antiquark at the ends (see, e.g., [6–11] and references therein). The experimental observation of the behavior (1) in the light non-strange mesons [12, 13] is often used as an argument in favor of the string-like models proposed by Nambu [14]. The hadron strings loaded by massive quarks predict that M_n^2 becomes essentially non-linear function of n (see, e.g., an

Table 1: The masses of known ω , ϕ , ψ and Υ mesons (in MeV) [4] which are used in our analysis. The experimental error is not displayed if it is less than 1 MeV.

n	0	1	2	3	4
M_ω	783	1425 ± 25	1670 ± 30	1960 ± 25	2205 ± 30
M_ϕ	1020	1680 ± 20	—	2175 ± 15	—
M_ψ	3097	3686	4039 ± 1	4421 ± 4	—
M_Υ	9460	10023	10355	10579 ± 1	10865 ± 8

example below). In reality, however, we observe the linear spectrum (1) for heavy quarkonia with the same (or even better) accuracy¹. In addition, the slope a is proportional to the string tension (or energy per unit length in the potential models with linearly rising confinement potential) related to the pure gluodynamics. Thus, theoretically the slope a is expected to be universal for all flavors. The fits in Table 2 show that this is not the case. We find reasonable to display two fits — the Fit (a) includes all states from Table 1 and in the Fit (b) the ground states are excluded. The reason is that the ground states lie systematically below the linear trajectory and the physics behind this effect is obscure, at least for us. The relation (1) holds in many relativistic models for light quarkonia where the boson masses enter quadratically. The data shows that the relativistic universality (1) takes place qualitatively but is strongly broken quantitatively for heavy flavors.

The relation (1) appears naturally in many string-like models based on open strings. Below we provide a qualitative derivation which reproduces the basic steps common for such models. Imagine that the meson represents a quark-antiquark pair connected by a thin flux-tube of gluon field. The mass of the system is

$$M = 2p + \sigma r, \quad (2)$$

where p denotes the momentum of a massless quark, r is the relative distance, and σ means a constant string tension. One assumes that the semiclassical Bohr-Sommerfeld quantization condition can be applied to the oscillatory

¹The first observation of this phenomenon was made in Ref. [15]. The authors of [15] interpreted the radial spectrum of the ψ -mesons as an almost linear while that of the Υ -mesons as having significant deviations from the linearity. We believe that, within the experimental uncertainty, the spectra of all unflavored vector mesons are nearly linear except the state $n = 0$ — the mass of a ground state lies noticeably below the corresponding linear trajectory, see Figs. (1a)–(1d).

Table 2: The radial Regge trajectories (1) (in GeV^2) for the data from Table 1 (see text).

M_n^2	Fit (a)	Fit (b)
M_ω^2	$1.03(n + 0.74)$	$0.95(n + 1.04)$
M_ϕ^2	$1.19(n + 1.07)$	$0.95(n + 1.96)$
M_ψ^2	$3.26(n + 3.03)$	$2.98(n + 3.53)$
M_Υ^2	$6.86(n + 11.37)$	$5.75(n + 16.54)$

motion of quarks inside the flux-tube,

$$\int_0^l p dr = \pi(n + b), \quad n = 0, 1, 2, \dots \quad (3)$$

Here l is the maximal quark separation and the constant b equals to $\frac{3}{4}$ for the S -wave states and to $\frac{1}{2}$ for the others. Substituting p from (2) to (3) and making use of the definition $\sigma = \frac{M}{l}$ one obtains the linear radial trajectory

$$M_n^2 = 4\pi\sigma(n + b). \quad (4)$$

The substitution

$$p \rightarrow \sqrt{p^2 + m^2}, \quad (5)$$

is exploited to introduce the quark masses. A straightforward integration leads to the following generalization of (4)

$$M_n \sqrt{M_n^2 - 4m^2} + 4m^2 \ln \frac{M_n - \sqrt{M_n^2 - 4m^2}}{2m} = 4\pi\sigma(n + b). \quad (6)$$

In the relativistic limit, $M_n \gg m$, (6) reduces to (4). In the non-relativistic one, $M_n - 2m \ll 2m$, the relation (6) results in the spectrum of linearly rising potential², $M_n \sim n^{\frac{2}{3}}$. The mass formula (6) does not describe the spectrum of ψ and Υ -mesons in a natural way because of strong non-linearity stemming from masses of heavy quarks.

This example demonstrates a general problem of practically all string-like models (see, e.g., [6–11] and references therein), semirelativistic potential models (the Refs. [1–3, 17–20] show only a few of them), and of related relativistic approaches based on Bethe–Salpeter like equations [21–24] which we

²The Schrödinger equation with the potential $V \sim r^\alpha$ ($\alpha > 0$) leads to the spectrum $E_n \sim n^{\frac{2\alpha}{\alpha+2}}$ at large enough n [16].

could find in the literature since 70-th. The problem consists in the use of the substitution (5) in order to include the quark masses into the models. This step results in a non-linear behavior of the spectrum and practically close any possibility for reproducing the universality of the light and heavy vector spectra seen in Figs. (1a)–(1d). Superficially, the substitution (5) looks natural indeed, but upon a closer view it becomes somewhat questionable: The dispersion relation $E^2 = p^2 + m^2$ holds for the on-shell particles while the confinement makes quarks off-shell inside hadrons. For the constituent quarks, the applicability of this relation looks even less evident since the constituent quark mass is not a fundamental quantity and represents just a model parameter. It is interesting to assume that the absence of strong nonlinearity in for radially excited states Figs. (1c) and (1d) can be related with the change of the standard dispersion relation between the quark mass, energy and momentum in the excited S -wave mesons. The question arises which form of the dispersion relation leads to the correct excited spectrum?

3 Non-relativistic vs. relativistic universality

The universality of light and heavy vector spectra seen in Figs. (1a)–(1d) is not the end of the story. Consider the mass differences $\Delta_i = M_i - M_0$, where M_i is the mass of the i -th radial excitation and M_0 is that of the ground state. They are displayed in Table 3. The quantities Δ_i turn out to be approximately universal. We call this non-relativistic universality because one deals with linear boson masses. Such a universality looks violated for the highly excited ψ -mesons. This violation seems to be triggered by a strong contamination of data by the presence of D -wave states which are mixed with the S -wave ones. The mixing is caused by relativistic effects and shifts the masses (see, e.g., [25–28]). The non-relativistic universality implies that the mass of vector meson with hidden flavor is given by the relation

$$M_n = 2m + E_n, \quad (7)$$

where E_n is a universal excitation energy and m represents a constant depending on the quark flavor. Below we show that with a good accuracy this constant can be identified with the quark mass. The existence of relativistic universality suggests that E_n should be given by a relativistic theory, namely $E_n^2 \sim n$. Due to this feature the relation (7) is different from the predictions of potential models, both semirelativistic and non-relativistic. Making use of Figs. (1a)–(1d) as a hint, we put forward the following ansatz

$$(M_n - 2m)^2 = a(n + b), \quad (8)$$

Table 3: The mass differences $\Delta_i = M_i - M_0$ in MeV, where $i = 1, 2, \dots$ stays for the i -th radial number.

	Δ_1	Δ_2	Δ_3	Δ_4
ω	642 ± 25	887 ± 30	1177 ± 25	1422 ± 30
φ	660 ± 20	—	1155 ± 15	—
ψ	589	942 ± 1	1324 ± 4	—
Υ	563	895	1119 ± 1	1416 ± 8

where the slope a and the intercept parameter b are universal for all quark flavors. The formula (8) generalizes the radial meson trajectory (1) to the case of unflavored vector mesons made up of massive quarks. Taking the square root of (8), we can write this relation in the non-relativistic form (7),

$$M_n = 2m + \sqrt{a(n+b)}. \quad (9)$$

As we know, the confinement physics leads to the positive sign in the r.h.s. of (9). The choice of the opposite sign would lead to a unphysical picture in which the mesons look like the deuterium nucleus with unrealistically large quark masses.

Let us estimate the parameters a, b, m in the relation (8) (or in (9)). Two different methods will be exploited. In the first one, we look for the best fit taking the data from Table 1. For the sake of demonstration of sensitivity to initial assumptions, we consider two cases — with the light quark mass set to zero (Fit I) and with all quark masses unfixed (Fit II). The results are given in Table 4. The ensuing two variants for the spectrum (8) are depicted in Figs. (2a) and (2b). The closer are the points the better works the universality.

The results in Table 4 demonstrate that the radial meson trajectories are able to "measure" the current quark masses with surprisingly good accuracy. If we set $m_{u,d} = 0$, the current masses of other quarks turn out to be very close to their phenomenological values [4]. If we keep all quark masses unfixed, they acquire an additional contribution about 360 MeV. This contribution may be interpreted as an averaged value of (momentum dependent) constituent quark mass emerging due to the chiral symmetry breaking in QCD.

In the second method, we fix the parameter b in the interval $0 \leq b \leq 1$ and for points in this interval we calculate the best value of a and m using the experimental data. The results are displayed in Figs. (3a) and (3b) (Fit I) and Figs. (4a) and (4b) (Fit II). The comparison of Figs. (3b) and (4b) shows that a universal slope (with reservation above concerning the ψ -mesons) can be achieved if the Fit I is used, i.e. if we use all data from Table 1 for our

Table 4: The quark masses (in GeV), the slope a (in GeV^2) and the dimensionless intercept parameter b in the relation (8).

	Fit I	Fit II
$m_{u,d}$	0	0.36
m_s	0.13	0.49
m_c	1.17	1.55
m_b	4.33	4.69
a	1.10	0.49
b	0.57	0.00

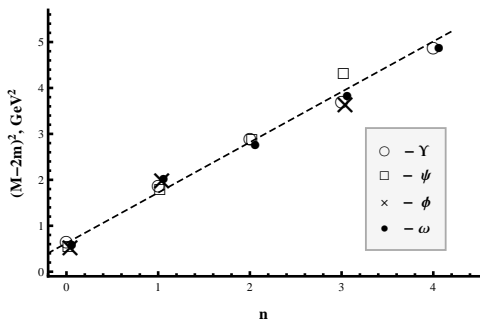


Fig. (2a). The spectrum (8) for $m_{u,d}$ fixed (Fit I).

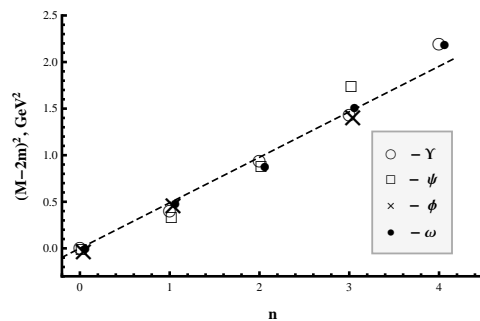


Fig. (2b). The spectrum (8) for $m_{u,d}$ unfixed (Fit II).

fitting procedure. The Fig. (3a) tells us that in the interval $0.3 \lesssim b \lesssim 0.7$ the parameter m can be indeed interpreted as the quark mass. The typical phenomenological values of b (Table 4) for fixed light quark masses lie in this interval.

4 Fits and predictions

Some masses of vector resonances predicted by the Fits I and II (up to the 5th radial excitation) are displayed in Table 5. It is seen that the Fit II systematically underestimates the masses of ground states which are close to the doubled quark mass. Below we give some comments on concrete states.

ω -mesons. The unconfirmed resonance $\omega(2290)$ [4] is a good candidate for the $n = 5$ state.

ϕ -mesons. The fits are better if $\phi(2175)$ is considered as $n = 3$ state. Thus we predict a new ϕ -meson in the mass interval 1900–2000 MeV. It should have the same decay channels as $\phi(2175)$, the main decay channel is expected to be $KK\pi\pi$.

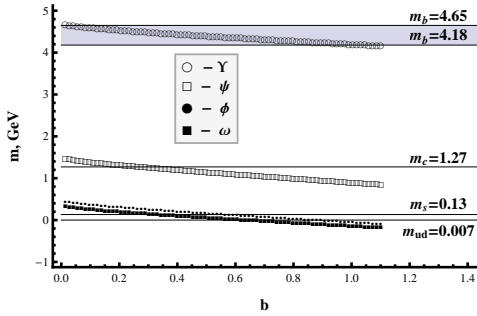


Fig. (3a). The quark masses as a function of b in (8) for the Fit I. The horizontal lines show the experimental quark masses in GeV (at the scale 2 GeV for the heavy quarks and at the scale 1 GeV for the light ones). The range of m_b from the perturbative to the 1S value is shaded.

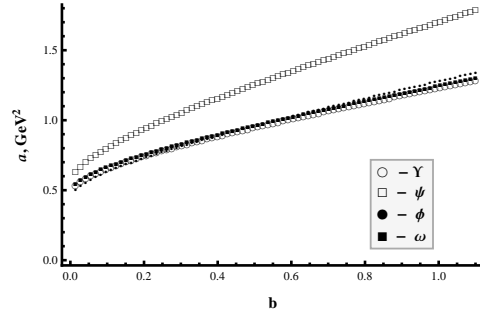


Fig. (3b). The slope a as a function of b in (8) for the Fit I.

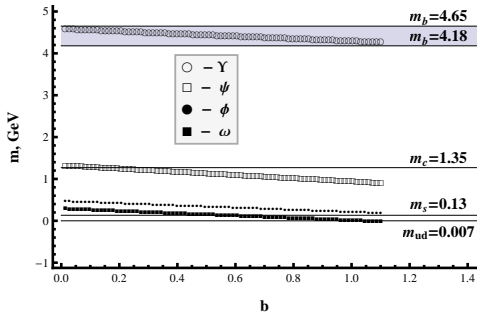


Fig. (4a). The quark masses as a function of b in (8) for the Fit II.

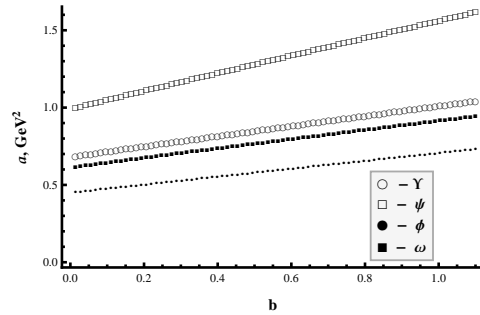


Fig. (4b). The slope a as a function of b in (8) for the Fit II.

ψ -mesons. Our fits suggest that the resonance $\psi(4361)$ observed by the Belle Collaboration [29] is a more natural candidate for the role of $n = 3$ state than $\psi(4415)$. This is also seen from Figs. (2a) and (2b) where $\psi(4415)$ lies noticeably above the linear trajectory. The state $\psi(4415)$ represents likely a D -wave resonance.

Υ -mesons. Taking into account the approximate character of our considerations, the $\Upsilon(11020)$ can be treated as $n = 5$ state.

A natural extension of the relation (8) to the vector mesons with open flavor is

$$(M_n - m_1 - m_2)^2 = a(n + b), \quad (10)$$

where m_1 and m_2 are now different quark masses, the parameters a and b are the same as in (8) due to the expected universality. The quality of ensuing predictions can be seen from Table 6. We included in Table 6 possible candi-

Table 5: The masses of states predicted by the Fits I and II vs. known experimental values [4] (in MeV).

$M_n \setminus n$	0	1	2	3	4	5
M_ω , Fit I	792	1314	1681	1982	2242	2475
M_ω , Fit II	720	1420	1710	1932	2120	2285
M_ω , exp.	783	1425	1670	1960	2205	—
M_ϕ , Fit I	1052	1574	1941	2242	2502	2735
M_ϕ , Fit II	980	1680	1970	2192	2380	2545
M_ϕ , exp.	1020	1680	—	2175	—	—
M_ψ , Fit I	3132	3654	4021	4322	4582	4815
M_ψ , Fit II	3100	3800	4090	4312	4500	4665
M_ψ , exp.	3097	3686	4039	4421	—	—
M_Υ , Fit I	9452	9974	10341	10642	10902	11135
M_Υ , Fit II	9380	10080	10370	10592	10780	10945
M_Υ , exp.	9460	10023	10355	10579	10876	11019

dates for the predicted states. The masses of these candidates are measured while their quantum numbers are still not determined [4].

5 Discussions and outlook

We have arrived at the conclusion that the spectrum of light and heavy unflavored vector mesons can be parametrized in a universal way by the relation (9). This simple relation is of course approximate³ and within its accuracy the parameter m represents the quark mass, a and b are universal parameters encoding the gluodynamics responsible for the formation of resonances. The slope a is presumably related to Λ_{QCD} — a renorminvariant scale parameter appearing due to the dimensional transmutation in QCD. Λ_{QCD} slightly decreases if a new quark flavor is added (this could explain the behavior of the mass difference Δ_1 in Table 3). The constant b seems to parametrize the mass gap in QCD.

The aysatz (9) correctly reproduces the spectroscopic universality in the unflavored vector mesons and shows qualitatively how masses of the vector meson resonances are formed by masses of quarks and the gluon interac-

³The relation (9) cannot be an exact result in QCD because the quark mass is not renorminvariant while the hadron masses are. However, within the accuracy of the narrow-width approximation, the running of quark masses can be safely neglectex.

Table 6: The masses of some vector mesons with open flavor predicted by the Fits I and II from the relation (10) (in MeV). The symbol q denotes the u or d quark. The available experimental values (for the charged component) are given for comparison [4]. The possible candidates for the predicted states are indicated with the question mark.

$M_{q_1q_2}(n)$	Fit I	Fit II	Exp.
$M_{qs}(0)$	924	850	895
$M_{qs}(1)$	1444	1550	1414
$M_{qs}(2)$	1811	1840	6717
$M_{qs}(3)$	2112	2062	—
$M_{qc}(0)$	1912	1910	2410
$M_{qc}(1)$	2484	2610	$D(2600)^?$
$M_{sc}(0)$	2092	2048	2612
$M_{sc}(1)$	2614	2740	2509
$M_{sc}(2)$	2981	3030	$D(3045)^?$
$M_{qb}(7)$	5122	5050	5325
$I_{qb}(1)$	5647	5750	$B_J^*(5732)^?$
$M_{sb}(0)$	7252	5180	5415
$M_{sb}(1)$	5774	2880	$B_E^*(5850)^?$
$M_{cb}(9)$	6292	6240	—

tions: There is a non-relativistic contribution from two static quarks and a relativistic one from the gluon field. These two contributions are clearly separated. To the best of our knowledge, the relation (9) (or (1)) cannot be reproduced in the commonly used potential and string-like models. The basic problem is that such a separation of relativistic and non-relativistic contributions is absent. In the potential models, one encounters the following dichotomy: The quark masses give an additive contribution to the meson mass in the non-relativistic models, this is correct, but the gluodynamics is then non-relativistic, this is not correct; in the relativistic potential models, the gluodynamics becomes relativistic, this is correct, but the quark masses do not yield an additive contribution because of the replacement (6), and this seems not to be correct. An *ad hoc* way out for the latter models could consist in imposing the linear dispersion relation

$$E = |p| + m, \quad (11)$$

for the quarks. The relation (11) should somehow arise due to the off-shell nature of quarks. The same *ad hoc* prescription can be used in the flux-tube

models — if, instead of (5), one makes the replacement $p \rightarrow p + m$ in (2), the final relation for meson masses will have the form (8). Another possibility for the string-like models could be the requirement to base such models on the picture of static quarks, i.e. the quantization should be performed with fixed endpoints and the object of quantization should be only the field between the quark and antiquark. The simplest effective toy-model might look as follows: The quark and antiquark interact by the exchange of some (nearly) massless particle, say the pion or (perhaps massive) gluon, and one mimics this exchange by oscillatory motion of the particle to which the quantization condition (3) is applied. This exchange picture looks more natural from the point of view of the resonance production. Indeed, when the relativistic quark and antiquark are created and move back-to-back, it is very unlikely that a "turning point" could emerge. Rather the gluon field between quarks "resonates" at certain production energies of quark-antiquark pairs and something like a quasi-bound state appears.

The relation (11) can be interpreted as a reflection of the fundamental property that in any dynamical model one cannot calculate absolute energies but only energy differences. The constant m embraces the contributions which are not described by the confinement mechanism (quark mass, spin-spin and spin-orbital contributions, etc.). Our fits show that in the unflavored vector mesons of all kinds, the dominant contribution to m stems from the quark masses. Perhaps this is related to the fact that the quarks (being fermions) give negative contribution to the QCD vacuum energy. This effect may provide an heuristic understanding of our conclusion on the static nature of quarks: Injecting a quark-antiquark pair (with the quark mass m) into the QCD vacuum, one lowers its minimum roughly by the value of $2m$. And, in the first approximation, this seems to be the only quark effect that should be taken into account in the dynamical quark models. For this reason, any model constructed for the description of the light-meson spectroscopy should be equally (within the accuracy of the narrow-resonance approximation) good for the heavy mesons and vice versa, at least in the vector sector. For instance, the linear spectrum (1) is reproduced in the soft-wall holographic models for QCD [30]. Our analysis shows that these models can be applied without change of initial input parameters to the heavy vector mesons — one just shifts the obtained spectrum by $2m$, as in the relation (8).

In summary, we believe that the description of heavy and light hadrons basically should be very similar, if not identical. We have shown how to reveal the spectroscopic universality in the case of unflavored vector mesons where a sufficient amount of experimental data is available. It would be interesting to study manifestations of universality for other quantum numbers. This may yield, for instance, plenty of spectroscopic predictions.

6 Conclusions

We have performed a Regge-like analysis for the combined radial spectrum of unflavored vector mesons. Our choice was driven by the fact that the radial spectrum of these hadrons is the best established. We argued that in order to unify the linear Regge-like behavior and the approximately universal mass splittings between the radial excitations one must generalize the usual linear trajectories to the form (8). The phenomenological analysis of the proposed relation was carried out and it is proved to be quite reasonable. The ensuing spectroscopic predictions are enumerated. A natural extension of the relation (8) to the vector mesons with open flavor was also analyzed and the arising predictions are demonstrated.

We discussed a possible physical origin of the proposed generalization for the linear radial trajectories. One of possibilities consists in the use of the linear dispersion relation (11) for quarks instead of the usual quadratic one. Such a dispersion law could emerge from the off-shell nature of quarks. It would be curious to try to use this linear dispersion relation in the relativistic models for hadron spectrum, for instance, in the relativized potential models. We expect that this will lead to a better description of the radial spectrum.

Acknowledgments

The authors acknowledge Saint-Petersburg State University for a research grant 11.38.189.2014. The work was also partially supported by the RFBR grant 13-02-00127-a.

References

- [1] J. S. Kang and H. J. Schnitzer, *Phys. Rev. D* **12**, 841 (1975).
- [2] S. Godfrey and N. Isgur, *Phys. Rev. D* **32**, 189 (1985).
- [3] J. L. Basdevant and S. Boukraa, *Z. Phys. C* **28**, 413 (1985).
- [4] J. Beringer *et al.* (Particle Data Group), *Phys. Rev. D* **86**, 010001 (2012).
- [5] G. Pakhlova *et al.* [Belle Collaboration], *Phys. Rev. Lett.* **101**, 172001 (2008).
- [6] D. LaCourse and M. G. Olsson, *Phys. Rev. D* **39**, 2751 (1989).

- [7] A. Yu. Dubin, A. B. Kaidalov and Yu. A. Simonov, Phys. Lett. B **323**, 41 (1994).
- [8] Yu. S. Kalashnikova, A. V. Nefediev and Yu. A. Simonov, Phys. Rev. D **64**, 014037 (2001).
- [9] T. J. Allen, C. Goebel, M. G. Olsson and S. Veseli Phys. Rev. D **64**, 094011 (2001).
- [10] M. Baker and R. Steinke, Phys. Rev. D **65**, 094042 (2002).
- [11] F. Buisseret, Phys. Rev. C **76**, 025206 (2007).
- [12] A. V. Anisovich, V. V. Anisovich and A. V. Sarantsev, Phys. Rev. D **62**, 051502(R) (2000).
- [13] D. V. Bugg, Phys. Rept. **397**, 257 (2004).
- [14] Y. Nambu, Phys. Rev. D **10**, 4262 (1974).
- [15] S. S. Gershtein, A. K. Likhoded and A. V. Luchinsky, Phys. Rev. D **74**, 016002 (2006).
- [16] F. Brau, Phys. Rev. D **62**, 014005 (2000).
- [17] S. N. Gupta, S. F. Radford and W. W. Repko, Phys. Rev. D **34**, 201 (1986).
- [18] C. Goebel, D. LaCourse and M. G. Olsson, Phys. Rev. D **41**, 2917 (1990).
- [19] W. Lucha, F. F. Schoberl and D. Gromes, Phys. Rept. **200**, 127 (1991).
- [20] S. Godfrey and J. Napolitano, Rev. Mod. Phys. **71**, 1411 (1999).
- [21] A. Gara, B. Durand, L. Durand and L. J. Nickisch, Phys. Rev. D **40**, 843 (1989).
- [22] L. P. Fulcher, Phys. Rev. D **50**, 447 (1994).
- [23] N. Brambilla, E. Montaldi and G. M. Prospero, Phys. Rev. D **54**, 3506 (1996).
- [24] M. Baldicchi and G. M. Prospero, Phys. Lett. B **436**, 145 (1998).
- [25] R. Ricken, M. Koll, D. Merten, B. C. Metsch and H. R. Petry, Eur. Phys. J. A **9**, 221 (2000).

- [26] E. J. Eichten, K. Lane and C. Quigg, Phys. Rev. D **69**, 094019 (2004).
- [27] E. J. Eichten, K. Lane and C. Quigg, Phys. Rev. D **73**, 014014 (2006)
[Erratum-ibid. D **73**, 079903 (2006)].
- [28] A. M. Badalian, B. L. G. Bakker and I. V. Danilkin, Phys. Atom. Nucl. **72**, 638 (2009).
- [29] X. L. Wang *et al.* [Belle Collaboration], Phys. Rev. Lett. **99**, 142002 (2007).
- [30] A. Karch, E. Katz, D. T. Son and M. A. Stephanov, Phys. Rev. D **74**, 015005 (2006).