

Graphs with Equal Chromatic Symmetric Functions

Rosa Orellana

Geoffrey Scott

Dartmouth College
Mathematics Department
6188 Kemeny Hall
Hanover, NH 03755, USA.
Rosa.C.Orellana@dartmouth.edu

University of Michigan
Mathematics department
4080 East Hall, 530 Church Street
Ann Arbor, MI 48109, USA.
gsscott@umich.edu

August 29, 2013

Abstract

Stanley [9] introduced the chromatic symmetric function \mathbf{X}_G associated to a simple graph G as a generalization of the chromatic polynomial of G . In this paper we present a novel technique to write X_G as a linear combination of chromatic symmetric functions of smaller graphs. We use this technique to give a sufficient condition for two graphs to have the same chromatic symmetric function. We then construct an infinite family of pairs of unicyclic graphs with the same chromatic symmetric function, answering the question posed by Martin, Morin, and Wagner [7] of whether such a pair exists. Finally, we approach the problem of whether it is possible to determine a tree from its chromatic symmetric function. Working towards an answer to this question, we give a classification theorem for single-centroid trees in terms of data closely related to its chromatic symmetric function.

Keywords: *chromatic symmetric function; graph coloring; unicyclic graphs; trees*

Introduction

In 1995, Stanley [9] introduced a symmetric function $\mathbf{X}_G = \mathbf{X}_G(x_1, x_2, \dots)$ associated with any simple graph G (see Section 1 for a precise definition) called the *chromatic symmetric function* of G . \mathbf{X}_G has the property that when we specialize the variables to $x_1 = \dots = x_k = 1$ and $x_i = 0$ for all $i > k$ then \mathbf{X}_G gives the number of ways to properly color the vertices of G with k colors. Hence $\mathbf{X}_G(1, 1, \dots, 1, 0, \dots) = \chi_G(k)$, where χ_G is the chromatic polynomial of G .

One of the first questions posed by Stanley was whether \mathbf{X}_G determines G . As expected this is not the case, and Stanley provides the example of the kite and the bowtie as nonisomorphic graphs with the same \mathbf{X}_G [9, Fig. 1]. Although two nonisomorphic graphs may share the same chromatic symmetric function, Stanley conjectured that two nonisomorphic trees must have distinct chromatic symmetric functions. This conjecture is claimed to be true for trees with fewer than 23 vertices. This claim is found in the introduction of [7] and they cite Li-Yang Tang; however, the website containing this information is no longer available. Evidence that Stanley's conjecture is true has been found by Morin [8] and Fougere [5] who showed that some families of trees are determined by the chromatic symmetric function. Martin, Morin and Wagner [7] showed that the degree sequence

and path sequence of a tree, T , can be obtained from \mathbf{X}_T . They also show that some families of trees, called caterpillars and spiders, can be determined from their chromatic symmetric function.

A fundamental property of the chromatic polynomial is the *deletion-contraction* property, which allows us to write $\chi_G(k)$ as a linear combination of the chromatic polynomial of graphs with fewer edges. This property is the basis for inductive proofs of many other properties of the chromatic polynomial. Unfortunately \mathbf{X}_G does not satisfy a deletion-contraction law which makes it difficult to apply the useful technique of induction. Gebhard and Sagan [4] introduced a non-commutative version of \mathbf{X}_G that satisfies the deletion-contraction property and is a complete invariant of graphs. One of our results is a novel technique to decompose \mathbf{X}_G as a linear combination of chromatic symmetric functions of other graphs. And in the case when G has a triangle we can write X_G as a linear combination of chromatic symmetric functions of graphs with fewer edges than G .

There are many properties of G that can be recovered from \mathbf{X}_G . These include the number of vertices, the number of connected components, the number of matchings, and the girth. We have found that the number of triangles in G can also be recovered from \mathbf{X}_G . In the case that the graph is a tree, T , a lot more can be recovered from \mathbf{X}_T ; for example, the degree sequence can be recovered from \mathbf{X}_T [7]. This is no longer true for general graphs, we provide an example of a pair of non-isomorphic graphs with the same \mathbf{X}_G but different degree sequences. Although, the degree sequence can no longer be recovered from \mathbf{X}_G for arbitrary G , we show that the sum of the squares of the degrees can be recovered from \mathbf{X}_G . This is a generalization of a result in [5] that shows the analogous result for trees.

In [7] the authors showed that \mathbf{X}_G is an complete invariant for two special families of unicyclic graphs and ask whether there exists a pair of unicyclic graphs with the same \mathbf{X}_G . We answer this question in the affirmative by giving a pair of unicyclic graphs with the same chromatic symmetric function. In fact, our Theorem 4.2 gives a sufficient condition for two graphs to have the same chromatic symmetric function. We apply this theorem to construct infinitely many pairs of unicyclic graphs with the same \mathbf{X}_G . The same technique can also be used to construct pairs of general graphs with the same \mathbf{X}_G . We have also studied trees and we give a classification theorem for trees with one centroid. This classification arose from our study of the chromatic symmetric function of a tree when written in the power-sum symmetric basis.

Our paper is organized as follows. In Section 1 we review background information, set up notation, and define the chromatic symmetric function. In Section 2 we look at properties of G that are determined by \mathbf{X}_G for general graphs. In particular, we show that the sum of the squares of the degrees as well as the number of triangles in a graph can be recovered from the chromatic symmetric function. In Section 3 we show how the chromatic symmetric function of a graph can be written as a linear combination of other chromatic symmetric functions. In Section 4 we focus our attention on unicyclic graphs. We also prove a sufficient condition for two graphs to have the same chromatic symmetric function and show how to construct pairs of graphs with the same \mathbf{X}_G . In our last section, Section 5, we prove a classification theorem for trees with a single centroid that is closely related to the coefficients of the chromatic symmetric function when written in the power-sum symmetric basis.

1 Preliminaries

We assume that the reader is familiar with the basic facts about graphs found in any introductory graph theory book (see e.g., [2, 3, 6]). In this section we establish notation that will be used throughout the paper. A graph G is an ordered pair (V, E) , where $V = V(G)$ is the vertex set and $E = E(G)$ is the edge set. All our graphs are *simple*, i.e., we do not allow loops or multiple edges.

The number of vertices $\#V(G)$ is called the *order* of the graph. We will write uv for the edge joining the vertices $u, v \in V(G)$ if such an edge exists. We say that u and v are *endpoints* of uv , that uv is *incident to* u and v , and that u is *adjacent to* v . If two edges have no endpoints in common, they are *disjoint*. The *degree* $d(v)$ of a vertex v is the number of edges incident to v . The *degree sequence* of a graph G is the sequence $(d(v))_{v \in V(G)}$. An *isolated* vertex is a vertex of degree 0. A *leaf* is a vertex of degree 1. The *girth* of a graph is the number of distinct vertices in a shortest cycle in the graph. An acyclic graph has infinite girth.

A *subgraph* $G' \subseteq G$ of a graph $G = (V(G), E(G))$ is a graph $G' = (V'(G), E'(G))$ such that $V'(G) \subseteq V(G)$ and $E'(G) \subseteq E(G)$. A subgraph is said to be *induced* by the vertex set $V'(G)$ if every edge in $E(G)$ having endpoints in $V'(G)$ is also in $E'(G)$. A subgraph H is a *spanning subgraph* of G if it has the same vertex set as G . A subgraph is said to be a *matching* of size k if it consists of k disjoint edges on $2k$ vertices.

In this paper we are interested in certain classes of simple graphs. A graph is called *unicyclic* if it contains exactly one cycle, a *forest* if it contains no cycles, and a *tree* if it is a connected forest. Notice that a connected unicyclic graph with n vertices has n edges.

In the following proposition we summarize some well-known facts about trees. The reader may refer to [2, 3, 6] or any other introductory graph theory textbook for proofs of these facts.

Proposition 1.1 ([2], pp. 99-100). (1) *In a tree, any two vertices are connected by exactly one path.*

(2) *Every tree on n vertices has $n - 1$ edges. In general, a forest on n vertices with c connected components has $n - c$ edges.*

(3) *Every nontrivial tree has at least two leaves. In general, if a forest contains c connected nontrivial components, then it contains at least $2c$ leaves.*

We now give two definitions that are not as standard as the others we have given so far. We will use these definitions in Section 5. For further reading on these concepts see [6].

Definition 1.2. The **weight** of a vertex v of a tree T is the maximal number of edges in any subtree of T containing v as a leaf.

Definition 1.3. The **centroid** of a tree T is the set of all vertices of T having minimum weight.

An example of the weights of vertices of a tree is shown in Figure 1. In that graph, the vertex with weight 8 is the centroid of the tree.

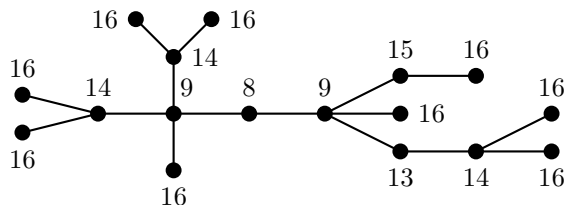


Figure 1: A tree with one centroid

Proposition 1.4 ([2], pp. 99). *Every tree has a centroid consisting of either one vertex or two adjacent vertices.*

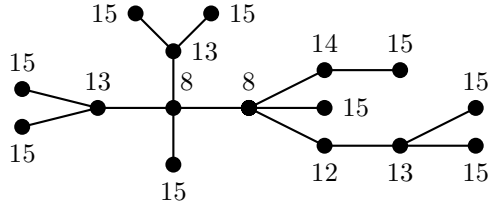


Figure 2: A tree with two centroids

A *proper coloring* of the vertices of a graph G with k colors is a function $\kappa : V(G) \rightarrow \{1, 2, \dots, k\}$ such that $\kappa(v) \neq \kappa(w)$ for adjacent vertices $v, w \in V(G)$. Let \mathbb{N} denote the positive integers. The *chromatic polynomial* of G is a polynomial $\chi_G : \mathbb{N} \rightarrow \mathbb{N} \cup \{0\}$ having the property that $\chi_G(k)$ is the number of proper k -colorings of G .

For more properties of the chromatic polynomial, including the fact that it is a polynomial, see [6]. The graph G in Figure 3 has chromatic polynomial $\chi_G(k) = k(k-1)^6$. One remarkable feature of the chromatic polynomial is that for any fixed $n > 0$, all trees with n vertices have the same chromatic polynomial.

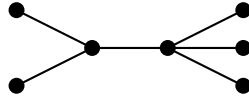


Figure 3: A graph G with chromatic polynomial $\chi_G(k) = k(k-1)^6$

1.1 The chromatic symmetric function

This paper will focus on the *chromatic symmetric function* of a graph. Before defining this function, we review basic facts of symmetric functions.

A *partition* is a sequence $\lambda = (\lambda_1, \lambda_2, \dots, \lambda_l)$ of positive integers such that $\lambda_1 \geq \lambda_2 \geq \dots \geq \lambda_l$. The λ_i are called the *parts* of λ . Furthermore, we say that λ is a partition of n , written $\lambda \vdash n$, if $\sum_i \lambda_i = n$.

Let x_1, x_2, \dots be a countably infinite set of commuting indeterminates. For any positive integer k , define the *power-sum symmetric function* as

$$p_k = \sum_{i \geq 1} x_i^k$$

and for a partition $\lambda = (\lambda_1, \lambda_2, \dots, \lambda_l)$ we define

$$p_\lambda = p_{\lambda_1} p_{\lambda_2} \cdots p_{\lambda_l}$$

It is a well-known fact that $\{p_\lambda \mid \lambda \vdash n\}$ is a basis for the \mathbb{Q} -vector space Λ_n of all symmetric functions that are homogeneous of degree n . For more details about symmetric functions see [11, Chap. 7].

Let G be a simple graph. Stanley [9], see also [11, pp. 462-464], defined the *chromatic symmetric function* of G as

$$\mathbf{X}_G = \mathbf{X}_G(x_1, x_2, \dots) = \sum_{\kappa} \prod_{v \in V(G)} x_{\kappa(v)} \quad (1)$$

where the sum is over all proper colorings κ and the x_1, x_2, \dots are a countably infinite set of commuting indeterminates. Since a coloring of a graph is invariant under permutation of the colors, \mathbf{X}_G is a symmetric, homogeneous function of degree $\#V(G)$. \mathbf{X}_G is a generalization of the well-known single variable chromatic polynomial of a graph $\chi_G(k)$. In fact, Stanley showed that if we set $x_1 = x_2 = \dots = x_k = 1$ and $x_i = 0$ for all $i > k$, then

$$\mathbf{X}_G(1, 1, \dots, 1, 0, \dots) = \chi_G(k).$$

Often when working with a symmetric function, it is helpful to expand it in terms of one of the many bases for the space of symmetric functions.

Theorem 1.5. [St1]

$$\mathbf{X}_G = \sum_{S \subseteq E(G)} (-1)^{\#S} p_{\pi(S)}, \quad (2)$$

where $\pi(S)$ is the partition whose parts are the orders of the connected components of the subgraphs of G induced by S . $\pi(S)$ is called the type of S , (see Figure 4 for an example of $\pi(S)$).




Figure 4: $S = \{e_1, e_2, e_3, e_4, e_5, e_6\}$ is an edge set of type $\pi(S) = (4, 3, 2, 1, 1)$

There are several properties of a graph that we can determine from its chromatic symmetric function. In the following sections, we explore these properties.

2 Properties preserved by the chromatic symmetric function

We begin by studying the properties of a simple graph that are determined by its chromatic symmetric function. We review some known results and make two new contributions. In particular, we show that the number of triangles and the sum of the squares of the vertex degrees can be recovered from \mathbf{X}_G . The results in this section will be applicable to later sections, when we restrict our attention to unicyclic graphs and trees.

Remark 2.1. If two graphs have the same chromatic symmetric function, then they have

- (1) the same number of edges,
- (2) the same number of vertices, and
- (3) the same number of matchings of k edges (for any natural number k).

From Equation (2) the number of vertices can be recovered from the coefficient of $p_{(1,1,\dots,1)}$, the number of edges from the coefficient of $p_{(2,1,\dots,1)}$ and the number of k -matchings from the coefficient of $p_{(2,2,\dots,2,1,\dots,1)}$ (containing k 2's).

Fougere [5, Theorem 3.3.1] proved that the sum of the squared vertex degrees of a tree was determined by its chromatic symmetric function. This result was strengthened by Martin, Morin, and Wagner when they showed that the degree and path sequences of a tree can be recovered from its

chromatic symmetric function [7, Corollary 5]. In the following proposition, we show that Fougere's result is true even for general graphs. However, the strengthened result in [7, Corollary 5] is not true for a general graph. An example of two graphs with the same chromatic symmetric function yet differing degree sequences is given in Figure 9.

Proposition 2.2. *The sum of the squared vertex degrees of a graph G*

$$\sum_{v \in V(G)} d(v)^2$$

can be obtained from \mathbf{X}_G .

Proof. Let $S_G^{(2,2)}$ denote the number of spanning subgraphs of G consisting of two disjoint edges and $\#V(G) - 4$ isolated vertices. Since there are no other spanning subgraphs having vertex partition $(2, 2, 1, \dots, 1)$, it follows that $S_G^{(2,2)}$ is exactly the coefficient of $p_{(2,2,1,\dots,1)}$ in \mathbf{X}_G . Therefore, if G and H have the same chromatic symmetric function, then $S_G^{(2,2)} = S_H^{(2,2)}$. Next, let $S_G^{(3)}$ be the number of spanning subgraphs of G consisting of two non-disjoint edges and $\#V(G) - 3$ isolated vertices. Since all 2-edge spanning subgraphs of G consist of those tallied in $S_G^{(2,2)}$ or $S_G^{(3)}$, it follows that

$$\binom{\#E(G)}{2} = S_G^{(2,2)} + S_G^{(3)}.$$

For graphs G and H having the same chromatic symmetric function $\#E(G) = \#E(H)$ by Remark 2.1 and $S_G^{(2,2)} = S_H^{(2,2)}$ for the reasons above. Therefore, $S_G^{(3)} = S_H^{(3)}$. We can count $S_G^{(3)}$ by noting that any pair of non-disjoint edges is uniquely determined by its central vertex and a choice of two edges incident to that vertex. Using the fact that G and H contain the same number of edges (from Remark 2.1) and therefore must have the same degree sum, we calculate

$$\begin{aligned} \sum_{v \in V(G)} \binom{d(v)}{2} &= \sum_{v \in V(H)} \binom{d(v)}{2} \\ \sum_{v \in V(G)} (d(v)^2 - d(v)) &= \sum_{v \in V(H)} (d(v)^2 - d(v)) \\ \sum_{v \in V(G)} d(v)^2 &= \sum_{v \in V(H)} d(v)^2 \end{aligned}$$

□

Corollary 2.3. *The number of triangles T_G in a graph G can be obtained from \mathbf{X}_G .*

Proof. Note that the coefficient of $p_{(3,1,1,\dots,1)}$ in \mathbf{X}_G consists of $S_G^{(3)} - T_G$. In the proof of Proposition 2.2, we saw that $S_G^{(3)}$ can be obtained from \mathbf{X}_G . Therefore, T_G can also be obtained from \mathbf{X}_G . □

Chow [1] proved that the planarity of a graph is not determined by its chromatic symmetric function. Also, in [7, Proposition 3], the authors show that the chromatic symmetric function of a graph determines its girth.

3 Decomposition techniques for graphs

A fundamental property of chromatic polynomials, $\chi_G(k)$, is the *deletion-contraction* property. If $G \setminus e$ denotes G with edge e deleted and G/e denotes G with edge e contracted to a point, then

$$\chi_G(k) = \chi_{G \setminus e}(k) - \chi_{G/e}(k).$$

This property is often used to prove other properties of χ_G using induction on the number of edges. Unfortunately, there is no analogous deletion-contraction property for \mathbf{X}_G . In this section we present a novel technique for writing the chromatic symmetric function of a graph as a linear combination of the chromatic symmetric function of other graphs. In the case that G has girth three we are able to write \mathbf{X}_G as a linear combination of chromatic symmetric functions of graphs with fewer edges.

Theorem 3.1. *Let G be a graph where $e_1, e_2, e_3 \in E(G)$ form a triangle. Furthermore, define*

- $G_{2,3} = (V(G), E(G) - \{e_1\})$
- $G_{1,3} = (V(G), E(G) - \{e_2\})$
- $G_3 = (V(G), E(G) - \{e_1, e_2\})$

Then

$$\mathbf{X}_G = \mathbf{X}_{G_{2,3}} + \mathbf{X}_{G_{1,3}} - \mathbf{X}_{G_3}.$$

Proof. Consider the following partition of the set of spanning subgraphs of G :

- $G^1 = \{S \subseteq E(G) : e_1, e_2, e_3 \in S\}$
- $G^2 = \{S \subseteq E(G) : e_1, e_2 \in S, e_3 \notin S\}$
- $G^3 = \{S \subseteq E(G) : e_1, e_3 \in S, e_2 \notin S\}$
- $G^4 = \{S \subseteq E(G) : e_2, e_3 \in S, e_1 \notin S\}$
- $G^5 = \{S \subseteq E(G) : e_1 \in S, e_2, e_3 \notin S\}$
- $G^6 = \{S \subseteq E(G) : e_2 \in S, e_1, e_3 \notin S\}$
- $G^7 = \{S \subseteq E(G) : e_3 \in S, e_1, e_2 \notin S\}$
- $G^8 = \{S \subseteq E(G) : e_1, e_2, e_3 \notin S\}$.

Then by Equation (2)

$$\begin{aligned} \mathbf{X}_G &= \sum_{S \subseteq E(G)} (-1)^{|S|} p_{\pi(S)} \\ &= \sum_{i=1}^8 \sum_{S \in G^i} (-1)^{|S|} p_{\pi(S)} \\ &= \sum_{i \in \{4,6,7,8\}} \sum_{S \in G^i} (-1)^{|S|} p_{\pi(S)} + \sum_{i \in \{3,5,7,8\}} \sum_{S \in G^i} (-1)^{|S|} p_{\pi(S)} \\ &\quad - \sum_{i \in \{7,8\}} \sum_{S \in G^i} (-1)^{|S|} p_{\pi(S)} + \sum_{i \in \{1,2\}} \sum_{S \in G^i} (-1)^{|S|} p_{\pi(S)} \\ &= \mathbf{X}_{G_{2,3}} + \mathbf{X}_{G_{1,3}} - \mathbf{X}_{G_3} + \sum_{i \in \{1,2\}} \sum_{S \in G^i} (-1)^{|S|} p_{\pi(S)}. \end{aligned}$$

It suffices to prove that the final term is equal to zero. Note, however, that for every subgraph in G^2 , one can add the edge e_3 to get a corresponding subgraph in G^1 . The addition of e_3 will not change the vertex partition of the subgraph in G^2 , although it will add one edge. Thus, for every subgraph in G^1 , there is a corresponding subgraph in G^2 with an opposite contribution to the chromatic symmetric function. Therefore,

$$\sum_{i \in \{1,2\}} \sum_{S \in G^i} (-1)^{|S|} p_{\pi(S)} = 0$$

and the proof is complete. \square

To apply Theorem 3.1, we introduce the equivalence relation $\sim_{\mathbf{X}}$ on linear combinations of graphs. Let $\{G_i\}_{i \leq p}$ and $\{H_i\}_{i \leq k}$ be sets of graphs, and let $\{c_i\}_{i \leq p}$ and $\{d_i\}_{i \leq k}$ be real numbers. We say that

$$\sum_{i \leq p} c_i G_i \sim_{\mathbf{X}} \sum_{i \leq k} d_i H_i$$

if

$$\sum_{i \leq p} c_i \mathbf{X}_{G_i} = \sum_{i \leq k} d_i \mathbf{X}_{H_i}.$$

The following example illustrates how Theorem 3.1 can be applied to two graphs. The vertices of the graphs are labeled to correspond to the labels used in Theorem 3.1.

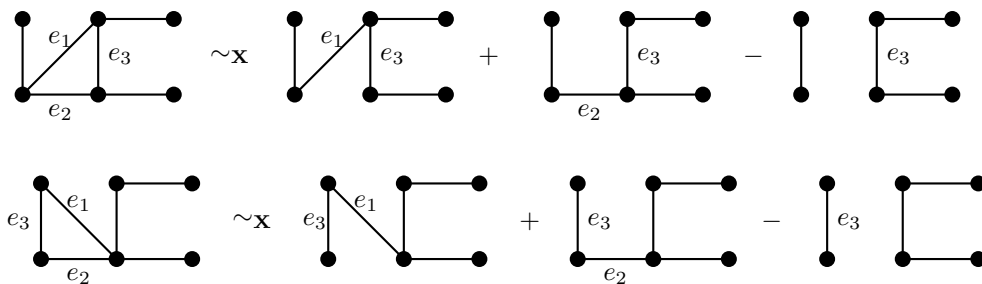


Figure 5: Decomposition of Two Graphs

Notice that the forests in the top expression are isomorphic to the forests in the bottom expression. Therefore, the unicyclic graph on the top left in Figure 5 has the same chromatic symmetric function as the unicyclic graph on the bottom left of Figure 5. This example shows that the degree sequence of a graph is not determined by its chromatic symmetric function.

However, this method has limitations. At this point in our discussion, we cannot apply it to graphs having no triangles. Also, even if we do manage to decompose the chromatic symmetric function of two graphs into linear combinations of chromatic symmetric functions of forests, we cannot always determine whether these linear combinations are equal. The following corollary introduces another way to decompose chromatic symmetric functions that will complement Theorem 3.1 to strengthen the method.

Notice that there are six different ways to label the three sides of a triangle e_1, e_2 , and e_3 . By choosing different permutations of labels, Theorem 3.1 yields three different ways to decompose a graph with a triangle into smaller graphs. We use this fact in the following corollary.

Corollary 3.2. *Let G be a graph with the adjacent edges $e_1 = vv_1$, $e_2 = vv_2$ and $e_3 = v_1v_2 \notin E(G)$ (that is, e_1 and e_2 meet at the vertex v , but there is no edge connecting v_1 to v_2). Define*

- $G_{1,3} = (V(G), (E(G) - \{e_2\}) \cup \{e_3\})$
- $G_{2,3} = (V(G), (E(G) - \{e_1\}) \cup \{e_3\})$
- $G_1 = (V(G), E(G) - \{e_2\})$
- $G_3 = (V(G), (E(G) - \{e_1, e_2\}) \cup \{e_3\})$.

Then

$$\mathbf{X}_G = \mathbf{X}_{G_{2,3}} + \mathbf{X}_{G_1} - \mathbf{X}_{G_3}.$$

Proof. Let $G' = (V(G), E(G) \cup \{e_3\})$. We can apply Theorem 3.1 in two different ways:

$$\mathbf{X}_{G'} = \mathbf{X}_{G_{2,3}} + \mathbf{X}_{G_{1,3}} - \mathbf{X}_{G_3}$$

$$\mathbf{X}_{G'} = \mathbf{X}_{G_{1,3}} + \mathbf{X}_G - \mathbf{X}_{G_1}.$$

This gives the desired equality. □

Figure 6 illustrates Corollary 3.2, and Figure 7 shows an application of it.

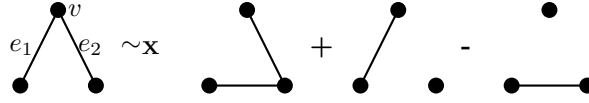


Figure 6: Illustration of Corollary 3.2

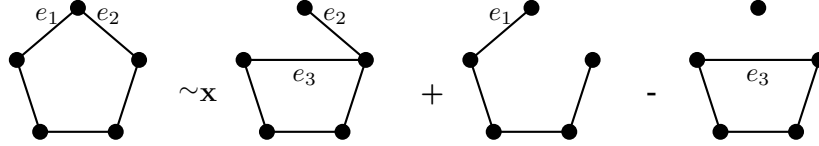


Figure 7: Application of Corollary 3.2

There is one more corollary to Theorem 3.1 that will be useful.

Corollary 3.3. *Let G be a graph containing a triangle formed by the edges $e_1 = vv_1$, $e_2 = vv_2$ and $e_3 = v_1v_2$. Define*

- $G_{1,2} = (V(G), E(G) - \{e_3\})$
- $G_1 = (V(G), E(G) - \{e_2, e_3\})$
- $G_2 = (V(G), E(G) - \{e_1, e_3\})$
- $G_3 = (V(G), E(G) - \{e_1, e_2\})$.

Then

$$\mathbf{X}_G = 2\mathbf{X}_{G_{1,2}} + \mathbf{X}_{G_3} - \mathbf{X}_{G_1} - \mathbf{X}_{G_2}.$$

Proof. If we define

$$G_{2,3} = (V(G), E(G) - \{e_1\}),$$

then we can apply Theorem 3.1 and Corollary 3.2 to obtain the following equations:

$$\mathbf{X}_G = \mathbf{X}_{G_{1,2}} + \mathbf{X}_{G_{2,3}} - \mathbf{X}_{G_2}$$

$$\mathbf{X}_{G_{2,3}} = \mathbf{X}_{G_{1,2}} + \mathbf{X}_{G_3} - \mathbf{X}_{G_1}.$$

The desired equality follows from substitution of the second equation into the first. \square

Corollary 3.3 is illustrated in Figure 8.

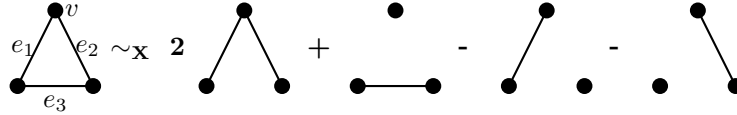


Figure 8: Illustration of Corollary 3.3

4 The chromatic symmetric function of a unicyclic graph

In this section, we study chromatic symmetric functions of unicyclic graphs. In [7], the authors describe two families of unicyclic graphs, *squids* and *crabs*. A *squid* is a connected unicyclic graph having only one vertex of degree greater than 2, while a *crab* is a connected unicyclic graph in which every vertex not lying on the cycle has degree 1. In [7, Theorem 12], they proved that no two non-isomorphic squids have the same chromatic symmetric function. In [7, Proposition 13] they show a similar result for crabs subject to an additional technical condition. In addition, Martin, Morin and Wagner asked whether two distinct unicyclic graphs could have the same chromatic symmetric function. Figure 9 shows an example of two such graphs.



Figure 9: Two unicyclic graphs with the same chromatic symmetric function

These graphs are precisely the same ones we used to illustrate Theorem 3.1 in Section 3. It is also interesting that these graphs do *not* have the same degree sequence. It was proven in [7] that any two trees with the same chromatic symmetric function share the same degree sequence; here we see that an analogous result does not apply for unicyclic graphs. In fact, not even the number of leaves is determined from the chromatic symmetric function of a unicyclic graph.

In the following proposition we provide a relation between the number of vertices of degree one and two within the cycle in two unicyclic graphs with the same chromatic symmetric function.

Proposition 4.1. *If graphs G and H are connected unicyclic graphs with a cycle of length p and $\mathbf{X}_G = \mathbf{X}_H$, then*

$$(p-1)L_G + I_G = (p-1)L_H + I_H$$

where L_G and L_H are the number of leaves in G and H respectively, and I_G and I_H are the number of vertices of degree two on the cycles of G and H respectively.

Proof. Let n be the number of vertices in G and H . Because G and H are unicyclic, the removal of any three edges of G or H will be a subgraph with at least three connected components. Therefore, every subgraph of G or H of type $(n-1, 1)$ is a subgraph with either $n-1$ or $n-2$ edges. The only way that the removal of one edge would result in a type $(n-1, 1)$ subgraph is if the removed edge is adjacent to a leaf. There are two ways that the removal of two edges could result in a type $(n-1, 1)$ subgraph: either a edge adjacent to a leaf and a cycle edge are both removed, or two edges attached to a vertex of degree two on the cycle are removed. Thus, equating the coefficient of $p_{(n-1,1)}$ in \mathbf{X}_G and \mathbf{X}_H yields

$$(-1)^{n-1}L_G + (-1)^{n-2}pL_G + (-1)^{n-2}I_G = (-1)^{n-1}L_H + (-1)^{n-2}pL_H + (-1)^{n-2}I_H.$$

Multiplying the above equation by $(-1)^n$ gives the desired result. \square

So far, we have just one example of a pair of unicyclic graphs (those shown in Figure 9) that have the same chromatic symmetric function. Next, we will prove a theorem that gives a sufficient condition for two graphs to have the same chromatic symmetric function. It will aid us in constructing infinitely many pairs of unicyclic graphs with the same chromatic symmetric function.

Theorem 4.2. *Let $G = (V(G), E(G))$ be a graph that has four vertices u, v, w, z with the property that $uz, wz, vw \in E(G)$ and $uw, vz, uv \notin E(G)$. If there exists a graph automorphism $\varphi : (V(G), E(G) - wz) \rightarrow (V(G), E(G) - wz)$ such that*

$$\varphi(\{u, w\}) = \{v, z\} \text{ and } \varphi(\{v, z\}) = \{u, w\}$$

then

$$H = (V(G), E(G) \cup \{uw\}) \text{ and } J = (V(G), E(G) \cup \{vz\})$$

have the same chromatic symmetric function.

Proof. Consider the following partition of the spanning subgraphs of H :

- H^1 is the set of all spanning subgraphs of H that do not contain the edge uw
- H^2 is the set of all spanning subgraphs of H that do contain the edge uw but not wz
- H^3 is the set of all spanning subgraphs of H that contain the edges uw and wz , but not uz
- H^4 is the set of all spanning subgraphs of H that contain the edges uw , wz , and uz

We partition the spanning subgraphs of J similarly:

- J^1 is the set of all spanning subgraphs of J that do not contain vz
- J^2 is the set of all spanning subgraphs of J that do contain vz but not wz
- J^3 is the set of all spanning subgraphs of J that contain vz and wz , but not vw
- J^4 is the set of all spanning subgraphs of J that contain vz , wz , and vw

First, note that H^1 can be put into a bijection with J^1 via the map of subgraphs induced by the identification $V(H) = V(J)$. Because this bijection preserves the vertex partition of a subgraph, the net contribution of H^1 to \mathbf{X}_H equals the net contribution of J^1 to \mathbf{X}_J .

Next, note that H^2 can be put into a bijection with J^2 via the map of subgraphs induced by φ . Because this bijection preserves the vertex partition of a subgraph, the net contribution of H^2 to \mathbf{X}_H equals the net contribution of J^2 to \mathbf{X}_J .

Note that the contribution of H^3 to \mathbf{X}_H is the negative of the contribution of H^4 to \mathbf{X}_H . This is because the bijection from H^3 to H^4 that adds the edge vw to each subgraph in H^3 preserves the vertex partition of the subgraph while adding an extra edge. Therefore, the contribution of subgraphs of type H^3 to \mathbf{X}_H is exactly cancelled by the contribution of the subgraphs of type H^4 to \mathbf{X}_H . Similarly, the contribution of subgraphs of type J^3 to \mathbf{X}_J is exactly cancelled by the contribution of the subgraphs of type J^4 .

We see that the contribution of $H^1 \cup H^2 \cup H^3 \cup H^4$ to \mathbf{X}_H is equal to the contribution of $J^1 \cup J^2 \cup J^3 \cup J^4$ to \mathbf{X}_J . Therefore, $\mathbf{X}_H = \mathbf{X}_J$. \square

Notice that Theorem 4.2 can also be used to show that the two unicyclic graphs in Figure 9 do indeed have the same chromatic symmetric function. In fact, Theorem 4.2 actually gives us infinitely many examples of unicyclic graphs having the same chromatic symmetric function. For any two nonisomorphic rooted trees T_1 and T_2 , one can make two copies of each tree and connect the four trees according to the left picture in Figure 10. By Theorem 4.2, this unicyclic graph will have the same chromatic symmetric function as the graph obtained using the connection rule in the right picture in Figure 10.

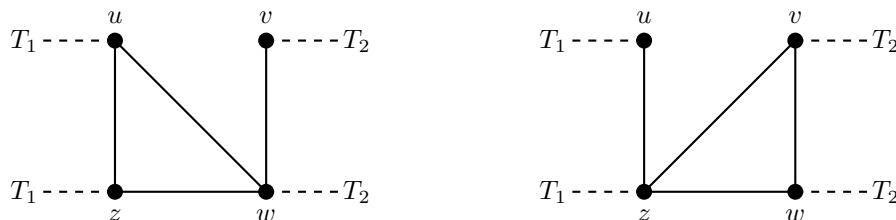


Figure 10: Creating unicyclic graphs with identical chromatic symmetric function

Although Theorem 4.2 was motivated by the question of whether unicyclic graphs could share a chromatic symmetric function, its usefulness is not limited to unicyclic graphs. On the contrary, one can use Theorem 4.2 to show that graphs such as those in Figure 11 have the same chromatic symmetric function.



Figure 11: Two non-isomorphic graphs with the same chromatic symmetric function

5 Chromatic symmetric functions of trees

In [9], Stanley asks whether a tree T is determined by \mathbf{X}_T . This question is still open. Throughout this section, we aim to prove results bringing us closer to answering this question. In particular, we will prove a classification theorem of trees related to Stanley's question.

Let $\mathcal{P}(X)$ denote the power set of a set X , and let $\text{Part}(k)$ denote the partitions of an integer k . For a tree T , we define the function

$$\theta_T : \mathcal{P}(E(T)) \rightarrow \text{Part}(\#V(T))$$

by $\theta_T(\{e_1, e_2, \dots, e_k\}) = \pi(E(T) - \{e_1, e_2, \dots, e_k\})$, where for $S \subseteq E(G)$, the partition $\pi(S)$ of $\#V(G)$ has as its parts the number of vertices in each connected component of the graph $(V(G), S)$.

For positive integers $\{a_i\}_{1 \leq i \leq p}$ that sum to n , we define the rearrange function

$$\text{re} : (a_1, a_2, \dots, a_r) \rightarrow \text{Part}(n)$$

that sends a collection of r integers to the partition having a_1, a_2, \dots, a_r as its parts (recall that a partition is always written in weakly decreasing order). We define an ordering on the 2-part partitions of n by $(n - i, i) > (n - j, j)$ if $i > j$.

Throughout this section, we will pay particular attention to the image under θ_T of singleton and 2-element sets of edges. Because T is a tree, for any set S of edges, $\theta_T(S)$ will have $\#S + 1$ parts. In particular, θ_T sends singleton sets to 2-part partitions of $\#V(T)$, and sends 2-element sets to 3-part partitions of $\#V(T)$. The following lemma can be easily proved by contradiction.

Lemma 5.1. *Let T be a tree with even order n . Then there is at most one edge e in T such that $\theta_T(e) = (\frac{n}{2}, \frac{n}{2})$. If such an edge exists, it joins two centroids.*

Hence, we have that we can tell from \mathbf{X}_T if the tree T has one or two centroids.

Proposition 5.2. *Let T be a tree with order n having the distinct edges e_a and e_b . Let $\theta_T(e_a) = (n - i, i)$ and $\theta_T(e_b) = (n - k, k)$ and without loss of generality assume that $i \geq k$. If $k = i$ then $\theta_T(\{e_a, e_b\}) = \text{re}(n - 2i, i, i)$ and if $k < i$ then $\theta_T(\{e_a, e_b\})$ is either $\text{re}(n - i - k, i, k)$ or $\text{re}(n - i, i - k, k)$.*

Proof. Upon removing e_a , the tree T is divided into two connected components containing $n - i$ and i vertices. If $i = k$, then we can only remove e_b from the component with $n - i$ edges, hence the result follows. If $k < i$, e_b may be in either connected component. Its removal leaves one of these components unchanged. Therefore, either $n - i$ or i must be present in $\theta_T(\{e_a, e_b\})$. Similarly, by removing e_b before e_a , we see that either $n - k$ or k must be present in $\theta_T(\{e_a, e_b\})$. However, both $n - i$ and $n - k$ cannot be present in $\theta_T(\{e_a, e_b\})$ since $n - i + n - k \geq n$. Similarly, both i and $n - k$ cannot be present in $\theta_T(\{e_a, e_b\})$, since $i + n - k \geq n$ (recalling the fact that $k < i$). Therefore, $\theta_T(\{e_a, e_b\})$ must either contain both k and i or it must contain $n - i$ and k . Since the sum of the numbers in the partition of n must add to n , it follows that $\theta_T(\{e_a, e_b\})$ is either $\text{re}(n - i - k, i, k)$ or $\text{re}(n - i, i - k, k)$. \square

Definition 5.3. Let T be a tree. We say that the distinct edges e_a and e_b of T **attract** if there is a path in T containing both e_a and e_b and having a centroid of T as one endpoint. Otherwise, the edges e_a and e_b **repel**.

This terminology is motivated by imagining each edge of T as a bar magnet, the positive side of which is pointed towards the centroid(s). In the same way that two magnets attract if the positive side of one is pointed toward the negative side of the other, we say that two edges attract if a path connects the “positive” side of one edge to the “negative” side of the other. It can be checked that this corresponds to the formal definition of *attract* given above. On the other hand, two edges repel if a path connects the “positive” side of one to the “positive” side of the other. Figure 12 shows an example: the dotted edges repel e , while the thick edges attract e . Vertex c is the centroid of the

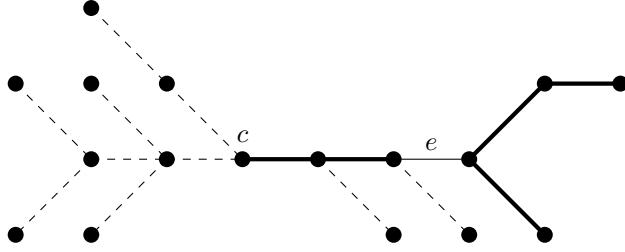


Figure 12: The bold edges attract e .

tree. From the definition, it can be checked that if T has two centroids, then the edge connecting them attracts every edge in T . We proceed by exploring a few properties of edge attraction and repulsion.

Proposition 5.4. *Let e_a and e_b be distinct edges of a tree T with $\theta_T(e_a) = (n - i, i)$ and $\theta_T(e_b) = (n - k, k)$ with $i \geq k$. Then $\theta_T(e_a, e_b) = \text{re}(n - i, i - k, k)$ if and only if e_a and e_b attract.*

Proof. Suppose we remove e_a from T to form a forest with two connected components: T_{n-i} which contains $n - i$ vertices and T_i which contains i vertices. We split the proof into two cases: either T_{n-i} and T_i contain one centroid of T each, or all the centroids are contained in T_{n-i} .

In the first case, the endpoints of e_a must be the centroids of T . In this case, by Lemma 5.1 $\theta_T(e_a) = (\frac{n}{2}, \frac{n}{2})$ and e_a attracts every edge of T . From Proposition 5.2, $\theta_T(e_a, e_b)$ is either $\text{re}(n - \frac{n}{2} - k, \frac{n}{2}, k)$ or $\text{re}(n - \frac{n}{2}, \frac{n}{2} - k, k)$. However, these partitions are identical. In this first case, e_a and e_b attract if and only if $\theta_T(e_a, e_b) = (\frac{n}{2}, \frac{n}{2} - k, k)$.

In the second case, only T_{n-i} contains centroids of T . If e_b is also contained in T_{n-i} , then every path from e_b to a centroid would also be contained in T_{n-i} and would avoid e_a . Therefore, e_a attracts e_b if and only if e_b is in T_i . By the proof of Proposition 5.2, e_b is in T_i exactly when $\theta_T(e_a, e_b) = (n - i, i - k, k)$. \square

Notice that from Proposition 5.4 we have that $\theta_T(e_a, e_b)$ is not a three part partition when $n = k$. Thus we have the following corollary.

Corollary 5.5. *If $\theta_T(e_a) = \theta_T(e_b)$, then e_a and e_b repel.*

Remark 5.6. We say that an edge e_a separates an edge e_b from a vertex v if e_a and v are in different connected components of the graph after removing the edge e_a . If a tree T has a single centroid and e_a separates e_b from the centroid, then $\theta_T(e_a) > \theta_T(e_b)$.

This remark follows from the definition of θ_T . We are now ready to prove the main theorem of this section.

Theorem 5.7. *Given the set of edges $\{e_1, e_2, \dots, e_{n-1}\}$ of a tree T with a single centroid and the values $\theta_T(e_i)$ and $\theta_T(e_i, e_k)$ for all distinct edges $e_i, e_k \in T$, then T can be constructed from this data. In other words, the values $\theta_T(e_i)$ and $\theta_T(e_i, e_k)$ determine the tree.*

Proof. After reindexing the edges, we may assume that $\theta_T(e_i) \geq \theta_T(e_{i+1})$ for all $i < n$. We will construct T by adding edges, one by one, to a forest of n isolated vertices. We will add the edges in the order of their index. During each step, we will use the values of θ_T given to determine the unique way to add the next edge. This process will create a sequence of forests T_i , where T_i is the

resulting forest after adding the first i edges. In the course of the construction, we will see that for $i \geq 1$, T_i consists of $n - 1 - i$ isolated vertices and one tree with $i + 1$ vertices.¹

Notice that the first edge placed must have the centroid as an endpoint. Clearly, T_1 consists of e_1 together with $n - 2$ isolated vertices. Now assume that we have placed the first i edges, and that T_i consists of a tree and $n - 1 - i$ isolated vertices. We wish to place the $(i + 1)^{\text{st}}$ edge. We will show two things. First, e_{i+1} must be attached to the tree with i edges in T_i (therefore T_{i+1} will consist of a tree and $n - i$ isolated vertices). Second, we will show that there is one unique permissible way to attach the edge e_{i+1} to the tree in T_i .

If we suppose that e_{i+1} is not attached to the tree with i edges in the forest T_i , then in T the edge e_{i+1} will be separated from the centroid by an edge e_j with $j > i + 1$. By our indexing of the edges, $\theta_T(e_{i+1}) \geq \theta_T(e_j)$. However, this is forbidden by Remark 5.6. Therefore, e_{i+1} is attached to the tree in T_i .

To see where e_{i+1} must be attached, we need only look at which edges it attracts. By Proposition 5.4, we can determine which edges of T_i attract e_{i+1} and which edges of T_i repel e_{i+1} from the values $\theta(e_i, e_j)$ (for $e_j \in T_i$). The set of edges of T_i that attract e_{i+1} form a path from the centroid to the vertex v that is adjacent to e_{i+1} . This is evident from the definition of attraction and repulsion. Since there is a unique path from the centroid to the vertex v , there is a unique way to attach the edge e_{i+1} to the forest T_i . Thus we extend T_i to T_{i+1} by placing e_{i+1} at the end of the path created by edges that attract it. \square

At first glance, the conditions outlined in Theorem 5.7 seem very strict, and one might wonder whether they may be relaxed. For example, perhaps it is possible to construct T knowing only $\theta_T(e)$ for all edges e of T . This is not the case. Consider the following trees.



Figure 13: Two trees with the same $\{\theta_T(e)\}_{e \in E(G)}$ data

Notice that both graphs have exactly one edge that divides the vertices into a $(4, 3)$ partition, one that divides the vertices into a $(5, 2)$ partition, and four edges that divide the vertices into a $(6, 1)$ partition. Therefore, knowing $\theta_T(e)$ for all the edges e in a tree T is insufficient information to construct a tree.

However, in the next theorem we show that we can reconstruct T knowing only $\theta_T(e_i, e_j)$ for all pairs of edges e_i, e_j in T in the case that T has only one centroid. In the proof of the theorem we will refer to an edge adjacent to a vertex of degree 1 as a leaf-edge. In the literature it is the vertex that is called a leaf, but to simplify the exposition we will refer to the edge as a leaf-edge.

Theorem 5.8. *A tree T with a single centroid is uniquely determined by the data $\theta_T(e_i, e_k)$ for all distinct edges $e_i, e_k \in T$.*

Proof. The number of vertices in the tree is determined by the data $\{\theta_T(e_i, e_j)\}$ by counting the number of edges and adding one. Because there is only one single-centroid tree on n vertices for $n \leq 4$, we may assume that $n > 4$. We will prove the statement by first showing that we can determine precisely which edges of T must be leaf-edges, then using this information to determine $\theta_T(e)$ for all $e \in E(T)$. Invoking Theorem 5.7 will complete the proof.

¹This explains our choice to use the letter T_i to denote the forests, not F_i .

Let $L \subseteq E(T)$ consist of all edges $e_i \in E(T)$ such that

$$\#\{e_j : e_j \neq e_i, \theta(\{e_i, e_j\}) = (n - 2, 1, 1)\} \geq 2.$$

We claim that L is the set of leaf-edges of T . To show that every leaf-edge is in L , we study two cases: T has three or more leaves or T has two leaves. If T has three or more leaves then for any leaf-edge e_i there are at least two ways to remove another leaf-edge and get the partition $(n - 2, 1, 1)$. If T has only two leaves, then T is a path on $n > 4$ vertices. In this case, for any leaf-edge e_i we get the partition $(n - 2, 1, 1)$ by removing e_i and the edge incident to it, or by removing e_i and the other leaf-edge. Hence, any leaf-edge is contained in L . Suppose now that an edge e_i is not a leaf-edge, we will show that $e_i \notin L$. Indeed, if e_i is not a leaf-edge, then $\theta(\{e_i, e_j\}) = (n - 2, 1, 1)$ only if e_j is a leaf-edge that meets e_i at a vertex of degree 2. Therefore, unless e_i is adjacent to two leaf-edges through vertices of degree 2, it is not in L . The only case where this phenomenon could occur is in the path with four vertices, contradicting $n > 4$. Therefore, the set L consists precisely of the leaves of T .

Next, consider any $e_k \notin L$. We can completely determine $\theta_T(e_k)$ by studying how the vertices of T are partitioned when e_k and a leaf-edge are removed. That is, it is clear that there is at least one leaf-edge in T that repels e_k , and at least one leaf-edge in T that attracts e_k . Because every leaf-edge in T either attracts e_k or repels e_k , it follows from Proposition 5.4 that $\{\theta_T(e_k, e_j) : e_j \in L\} = \{\text{re}(n - i - 1, i, 1), \text{re}(n - i, i - 1, 1)\}$ for some i . By letting $a = \max\{n - i, i\}$, we see that $\theta_T(e_k) = (a, n - a)$.

We have determined $\theta_T(e_k)$ for all $e_k \in E(T)$. Using Theorem 5.7 completes the proof. \square

To illustrate Theorem 5.8, suppose we are given the following doubleton sets of θ_T -images of edges of a tree with a single centroid, and we are asked to construct the tree.

	e_1	e_2	e_3	e_4	e_5	e_6	e_7	e_8	e_9	e_{10}	e_{11}
e_1											
e_2	(10, 2, 1)										
e_3	(7, 5, 1)	(7, 4, 2)									
e_4	(10, 2, 1)	(9, 2, 2)	(6, 5, 2)								
e_5	(11, 1, 1)	(10, 2, 1)	(6, 6, 1)	(10, 2, 1)							
e_6	(11, 1, 1)	(10, 2, 1)	(6, 6, 1)	(11, 1, 1)	(11, 1, 1)						
e_7	(11, 1, 1)	(11, 1, 1)	(7, 5, 1)	(10, 2, 1)	(11, 1, 1)	(11, 1, 1)					
e_8	(11, 1, 1)	(10, 2, 1)	(6, 6, 1)	(10, 2, 1)	(11, 1, 1)	(11, 1, 1)	(11, 1, 1)				
e_9	(9, 3, 1)	(8, 3, 2)	(6, 4, 3)	(8, 3, 2)	(10, 2, 1)	(9, 3, 1)	(9, 3, 1)	(10, 2, 1)			
e_{10}	(9, 3, 1)	(10, 2, 1)	(7, 3, 3)	(8, 3, 2)	(9, 3, 1)	(9, 3, 1)	(10, 2, 1)	(9, 3, 1)	(7, 3, 3)		
e_{11}	(11, 1, 1)	(10, 2, 1)	(7, 5, 1)	(10, 2, 1)	(11, 1, 1)	(11, 1, 1)	(11, 1, 1)	(11, 1, 1)	(9, 3, 1)	(9, 3, 1)	
e_{12}	(6, 6, 1)	(6, 5, 2)	(6, 6, 1)	(7, 4, 2)	(7, 5, 1)	(7, 5, 1)	(6, 6, 1)	(7, 5, 1)	(7, 3, 3)	(6, 4, 3)	(6, 6, 1)

Table 5.4: θ_T -images of two-element sets

The first step is to identify the leaves. Following the proof of Theorem 5.8, an edge e is a leaf if and only if there are at least two other edges e_i and e_j for which $\theta_T(e, e_i) = \theta_T(e, e_j) = (11, 1, 1)$. The leaves of our tree are the edges $L = \{e_1, e_5, e_6, e_7, e_8, e_{11}\}$. Therefore, $\theta_T(e) = (12, 1)$ for these edges.

The next step is to determine the θ_T -images of all other edges in the tree. For an edge $e \notin L$, we check the set of partitions $\{\theta_T(e, e_l) : e_l \in L\}$. For example, this set of partitions for e_{10} is $\{(9, 3, 1), (10, 2, 1)\}$. Since 10 is the maximum number in any of these partitions, $\theta_T(e_{10}) = (10, 3)$. We can use similar reasoning to deduce the θ_T -image of every edge.

Edge	e_1	e_2	e_3	e_4	e_5	e_6	e_7	e_8	e_9	e_{10}	e_{11}	e_{12}
θ_T -image	(12, 1)	(11, 2)	(7, 6)	(11, 2)	(12, 1)	(12, 1)	(12, 1)	(12, 1)	(10, 3)	(10, 3)	(12, 1)	(7, 6)

Table 5.4: θ -images of the edges in Table 5.4

The next step is to index the edges $\{e'_i\}_{i=1}^{n-1}$ so that $\theta_T(e'_i) \geq \theta_T(e'_{i+1})$. We will use the indexing

$$e'_1, e'_2, \dots, e'_{12} = e_3, e_{12}, e_9, e_{10}, e_2, e_4, e_1, e_5, e_6, e_7, e_8, e_{11}.$$

This is the order in which the edges will be added. Notice that we have some freedom in our choice of edge ordering. For example, we may swap the position of e_9 and e_{10} without changing the result of this example. The forests T_1, T_2, \dots, T_{12} are shown below (their isolated vertices are omitted for clarity). To create T_{i+1} from T_i , we add the edge e'_{i+1} by checking which edges attract it. The attracting edges are in bold, and both the centroid c and the newly added edge e'_{i+1} are labelled.

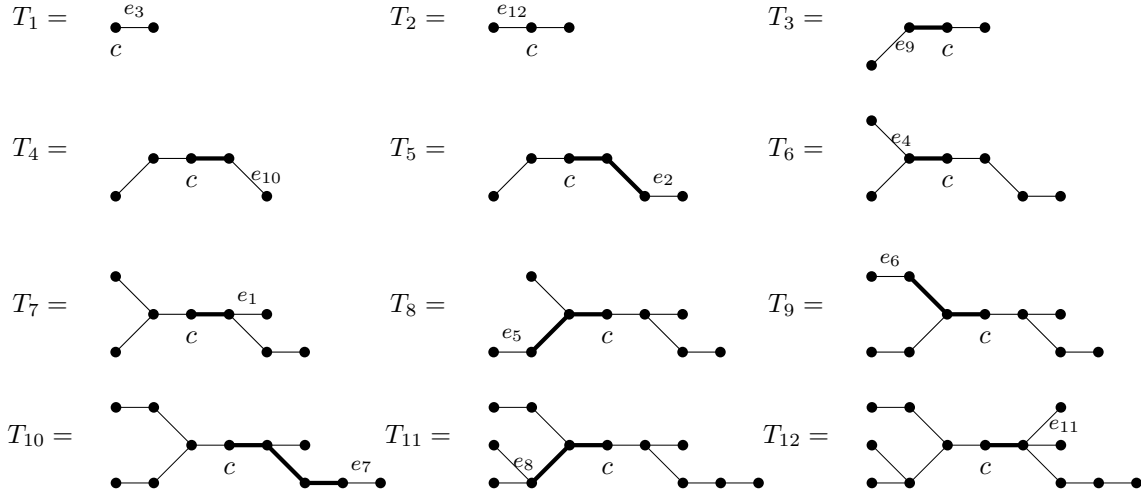
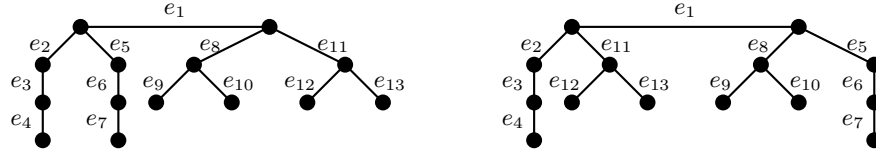


Figure 5.5: Construction of the tree satisfying the θ_T -images in Table 5.4

The forest T_{12} is the unique tree with a single centroid satisfying the data in Table 5.4. Theorem 5.8 shows that all single-centroid trees are classified by the θ images of 2-element sets of edges. One might ask whether we may lift the restriction in Theorem 5.8 that the tree must have a single centroid. Unfortunately, we cannot. Figure 5.6 shows an example of two labelled graphs that have the same θ images of 2-element sets of edges. A table of all the 2-element sets is included for reference.



	e_1	e_2	e_3	e_4	e_5	e_6	e_7	e_8	e_9	e_{10}	e_{11}	e_{12}
e_1												
e_2	(7, 4, 3)											
e_3	(7, 5, 2)	(11, 2, 1)										
e_4	(7, 6, 1)	(11, 2, 1)	(12, 1, 1)									
e_5	(7, 4, 3)	(8, 3, 3)	(9, 3, 2)	(10, 3, 1)								
e_6	(7, 5, 2)	(9, 3, 2)	(10, 2, 2)	(11, 2, 1)	(11, 2, 1)							
e_7	(7, 6, 1)	(10, 3, 1)	(11, 2, 1)	(12, 1, 1)	(11, 2, 1)	(12, 1, 1)						
e_8	(7, 4, 3)	(8, 3, 3)	(9, 3, 2)	(10, 3, 1)	(8, 3, 3)	(9, 3, 2)	(10, 3, 1)					
e_9	(7, 6, 1)	(10, 3, 1)	(11, 2, 1)	(12, 1, 1)	(10, 3, 1)	(11, 2, 1)	(12, 1, 1)	(11, 2, 1)				
e_{10}	(7, 6, 1)	(10, 3, 1)	(11, 2, 1)	(12, 1, 1)	(10, 3, 1)	(11, 2, 1)	(12, 1, 1)	(11, 2, 1)	(12, 1, 1)			
e_{11}	(7, 4, 3)	(8, 3, 3)	(9, 3, 2)	(10, 3, 1)	(8, 3, 3)	(9, 3, 2)	(10, 3, 1)	(8, 3, 3)	(10, 3, 1)	(10, 3, 1)		
e_{12}	(7, 6, 1)	(10, 3, 1)	(11, 2, 1)	(12, 1, 1)	(10, 3, 1)	(11, 2, 1)	(12, 1, 1)	(10, 3, 1)	(12, 1, 1)	(12, 1, 1)	(11, 2, 1)	
e_{13}	(7, 6, 1)	(10, 3, 1)	(11, 2, 1)	(12, 1, 1)	(10, 3, 1)	(11, 2, 1)	(12, 1, 1)	(10, 3, 1)	(12, 1, 1)	(12, 1, 1)	(11, 2, 1)	(12, 1, 1)

Figure 5.6: Two trees with the same θ_T images of 2-element sets

The data of the θ_T -images of sets of edges of a tree are related to the data of the coefficients of its chromatic symmetric function. To understand this relationship, recall that when we write the chromatic symmetric function of any graph using the basis of power symmetric functions, each coefficient encapsulates information about subgraphs of a certain vertex partition type. For a graph with cycles, it is possible that two subgraphs have the same vertex partition type, but a different parity in their number of edges, so that their contributions to the sum in Equation (2) cancel one another out. This does not occur in forests.

Proposition 5.9. *For forests F and H , $\mathbf{X}_F = \mathbf{X}_H$ if and only if*

$$\#\{S \subseteq E(F) : \pi(S) = \lambda\} = \#\{S \subseteq E(H) : \pi(S) = \lambda\},$$

for all partitions λ of $\#V(F)$.

Proof. All induced subgraphs of a forest with a given vertex partition have the same number of connected components, and therefore the same number of edges. Let k be the number of parts in a partition λ of $\#V(F)$. Note that $\#S = \#V(F) - k$. Then the coefficient of p_λ in \mathbf{X}_F is equal to

$$(-1)^{\#V(F)-k} \#\{S \subseteq E(F) : \pi(S) = \lambda\}.$$

The proposition follows immediately. □

Notice that $\pi(S) = \theta_F(E(F) - S)$, so a corollary of Proposition 5.9 is the following.

Corollary 5.10. *For forests F and H , $\mathbf{X}_F = \mathbf{X}_H$ if and only if*

$$\#\{S \subseteq E(F) : \theta_F(S) = \lambda\} = \#\{S \subseteq E(H) : \theta_F(S) = \lambda\},$$

for all partitions λ of $\#V(F)$.

It is very tempting to misinterpret Theorem 5.8 and claim that together with Corollary 5.10 it proves that \mathbf{X}_T determines trees with single centroids. After all, it seems that the θ_T images of 2-element sets of $E(T)$ are determined from \mathbf{X}_T by the above corollary. However, it is important to remember that only the *number* (and not the labels) of pairs of edges giving a certain vertex partition under θ_T is determined from \mathbf{X}_T . To illustrate this important distinction, consider the trees in Figure 14 and the chart of their θ_T -images of 2-element sets. Each 3-part partition appears the same number of times in each chart, but they are arranged differently within the chart. The trees in Figure 14 are not isomorphic and it can be checked that their chromatic symmetric functions are not equal: the entire function is too long to print here, but when written in the power-sum basis the tree on the left has $-9p_{(8,5,1,1)}$ as a summand while the tree on the right has $-8p_{(8,5,1,1)}$ as a summand.

What Theorem 5.8 and Corollary 5.10 *do* imply is that if there does exist a pair of distinct trees with the same chromatic symmetric function and a single centroid, then it must also share this special property with the trees in Example 14. That is, the partitions appearing as the θ_T -images of 2-element sets must agree, though their relative location within the table might be “scrambled.”

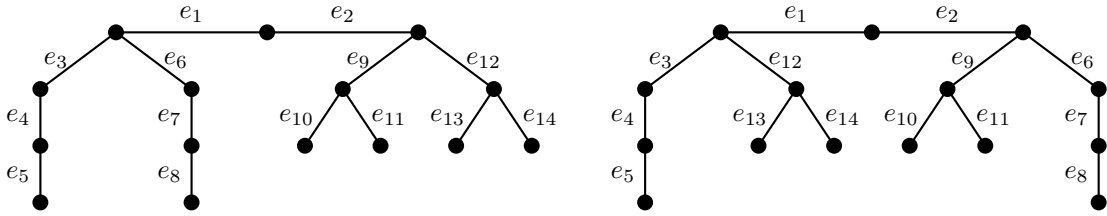


Figure 14: Two trees with nearly identical θ_T images of 2-element sets

	e_1	e_2	e_3	e_4	e_5	e_6	e_7	e_8	e_9	e_{10}	e_{11}	e_{12}	e_{13}
e_1													
e_2	(7, 7, 1)												
e_3	(8, 4, 3)	(7, 5, 3)											
e_4	(8, 5, 2)	(7, 6, 2)	(12, 2, 1)										
e_5	(8, 6, 1)	(7, 7, 1)	(12, 2, 1)	(13, 1, 1)									
e_6	(8, 4, 3)	(7, 5, 3)	(9, 3, 3)	(10, 3, 2)	(11, 3, 1)								
e_7	(8, 5, 2)	(7, 6, 2)	(10, 3, 2)	(11, 2, 2)	(12, 2, 1)	(12, 2, 1)							
e_8	(8, 6, 1)	(7, 7, 1)	(11, 3, 1)	(12, 2, 1)	(13, 1, 1)	(12, 2, 1)	(13, 1, 1)						
e_9	(7, 5, 3)	(8, 4, 3)	(9, 3, 3)	(10, 3, 2)	(11, 3, 1)	(9, 3, 3)	(10, 3, 2)	(11, 3, 1)					
e_{10}	(7, 7, 1)	(8, 6, 1)	(11, 3, 1)	(12, 2, 1)	(13, 1, 1)	(11, 3, 1)	(12, 2, 1)	(13, 1, 1)	(12, 2, 1)				
e_{11}	(7, 7, 1)	(8, 6, 1)	(11, 3, 1)	(12, 2, 1)	(13, 1, 1)	(11, 3, 1)	(12, 2, 1)	(13, 1, 1)	(12, 2, 1)	(13, 1, 1)			
e_{12}	(7, 5, 3)	(8, 4, 3)	(9, 3, 3)	(10, 3, 2)	(11, 3, 1)	(9, 3, 3)	(10, 3, 2)	(11, 3, 1)	(9, 3, 3)	(11, 3, 1)	(11, 3, 1)		
e_{13}	(7, 7, 1)	(8, 6, 1)	(11, 3, 1)	(12, 2, 1)	(13, 1, 1)	(11, 3, 1)	(12, 2, 1)	(13, 1, 1)	(11, 3, 1)	(13, 1, 1)	(13, 1, 1)	(12, 2, 1)	
e_{14}	(7, 7, 1)	(8, 6, 1)	(11, 3, 1)	(12, 2, 1)	(13, 1, 1)	(11, 3, 1)	(12, 2, 1)	(13, 1, 1)	(11, 3, 1)	(13, 1, 1)	(13, 1, 1)	(12, 2, 1)	(13, 1, 1)

	e_1	e_2	e_3	e_4	e_5	e_6	e_7	e_8	e_9	e_{10}	e_{11}	e_{12}	e_{13}
e_1													
e_2	(7, 7, 1)												
e_3	(8, 4, 3)	(7, 5, 3)											
e_4	(8, 5, 2)	(7, 6, 2)	(12, 2, 1)										
e_5	(8, 6, 1)	(7, 7, 1)	(12, 2, 1)	(13, 1, 1)									
e_6	(7, 5, 3)	(8, 4, 3)	(9, 3, 3)	(10, 3, 2)	(11, 3, 1)								
e_7	(7, 6, 2)	(8, 5, 2)	(10, 3, 2)	(11, 2, 2)	(12, 2, 1)	(12, 2, 1)							
e_8	(7, 7, 1)	(8, 6, 1)	(11, 3, 1)	(12, 2, 1)	(13, 1, 1)	(12, 2, 1)	(13, 1, 1)						
e_9	(7, 5, 3)	(8, 4, 3)	(9, 3, 3)	(10, 3, 2)	(11, 3, 1)	(9, 3, 3)	(10, 3, 2)	(11, 3, 1)					
e_{10}	(7, 7, 1)	(8, 6, 1)	(11, 3, 1)	(12, 2, 1)	(13, 1, 1)	(11, 3, 1)	(12, 2, 1)	(13, 1, 1)	(12, 2, 1)				
e_{11}	(7, 7, 1)	(8, 6, 1)	(11, 3, 1)	(12, 2, 1)	(13, 1, 1)	(11, 3, 1)	(12, 2, 1)	(13, 1, 1)	(12, 2, 1)	(13, 1, 1)			
e_{12}	(8, 4, 3)	(7, 5, 3)	(9, 3, 3)	(10, 3, 2)	(11, 3, 1)	(9, 3, 3)	(10, 3, 2)	(11, 3, 1)	(9, 3, 3)	(11, 3, 1)	(11, 3, 1)		
e_{13}	(8, 6, 1)	(7, 7, 1)	(11, 3, 1)	(12, 2, 1)	(13, 1, 1)	(11, 3, 1)	(12, 2, 1)	(13, 1, 1)	(11, 3, 1)	(13, 1, 1)	(13, 1, 1)	(12, 2, 1)	
e_{14}	(8, 6, 1)	(7, 7, 1)	(11, 3, 1)	(12, 2, 1)	(13, 1, 1)	(11, 3, 1)	(12, 2, 1)	(13, 1, 1)	(11, 3, 1)	(13, 1, 1)	(13, 1, 1)	(12, 2, 1)	(13, 1, 1)

Figure 5.8: θ_T images of 2-element sets for T_1 (above) and T_2 (below)

References

- [1] T. Chow. *Symmetric function generalizations of graph polynomials*, Ph. D. thesis, MIT (1995).
- [2] J. A. Bondy, U. S. R. Murty. *Graph Theory*. Graduate Texts in Mathematics, 244. Springer, New York, 2008.
- [3] R. Diestel. *Graph Theory*. Third Edition. Graduate Texts in Mathematics, 173. Springer-Verlag, Berlin, 2005.
- [4] D. Gebhard and B. Sagan. *A chromatic symmetric function in noncommuting variables*, J. Alg. Combin. **2** (2001), 227-255.
- [5] J. Fougere *On symmetric chromatic polynomials of trees*, undergraduate thesis, Dartmouth College, 2003.
- [6] F. Harary. *Graph Theory*, Addison-Wesley Publishing Co., Reading, Mass.-Menlo Park, Calif.-London 1969.
- [7] J. Martin, M. Morin and J. Wagner. *On distinguishing Trees by their Chromatic Symmetric Functions*, Journal of Combinatorial Theory, Series A 115, 237-253 (2008).

- [8] M. Morin, *Caterpillars, ribbons, and the chromatic symmetric function*, M.S. thesis, University of British Columbia, 2005.
- [9] R. Stanley. *A symmetric function generalization of the chromatic polynomial of a graph*, Adv. Math 111, 166-194 (1995).
- [10] R. Stanley, Richard. *Graph colorings and related symmetric functions: ideas and applications. A description of results, interesting applications, and notable open problems*, Discrete Math., 1998
- [11] R. Stanley. *Enumerative combinatorics*. Vol. 2. With a foreward by Gian-Carlo Rota and appendix 1 by Sergey Fomin. Cambridge Studies in Advanced Mathematics, 62. Cambridge University Press, Cambridge, 1999.