

Studying edge geometry in transiently turbulent shear flows

Mathew Chantry¹ and Tobias M. Schneider²

¹School of Mathematics, University of Bristol, BS8 1TW, Bristol, UK

²Max Planck Institute for Dynamics and Self-Organization, 37077 Göttingen, Germany

(Received 20 November 2018)

In linearly stable shear flows at moderate Re , turbulence spontaneously decays despite the existence of a codimension-one manifold, termed the edge of chaos, which separates decaying perturbations from those triggering turbulence. We statistically analyse the decay in plane Couette flow, quantify the breaking of self-sustaining feedback loops and demonstrate the existence of a whole continuum of possible decay paths. Drawing parallels with low-dimensional models and monitoring the location of the edge relative to decaying trajectories we provide evidence, that the edge of chaos separates state space not globally. It is instead wrapped around the turbulence generating structures and not an independent dynamical structure but part of the chaotic saddle. Thereby, decaying trajectories need not cross the edge, but circumnavigate it while unwrapping from the turbulent saddle.

Key words:

Turbulence in spatially confined linearly stable shear flows is observed to spontaneously decay for moderate Reynolds numbers. There has been extensive recent work studying this decay and specifically the statistical feature of turbulent lifetimes and how these vary with Re (see Faisst & Eckhardt 2004; Hof *et al.* 2004, 2006). The consensus of this work suggests that in small domains there exists no critical Reynolds number for sustained turbulence, but that the mean lifetime increases with Re . We here focus not on the decay statistics but on the mechanism by which the turbulent dynamics spontaneously return to laminar flow and what the implications are for the global geometry of the system's state space.

The opposite process, the transition to turbulence triggered by finite amplitude bifurcations has as well been studied in detail. Initial perturbations which directly relaminarize are found to be separated from those that trigger turbulence by a codimension-one hypersurface embedded in the system's state space spanned by all instantaneous 3D velocity fields. In dynamical systems terms this hypersurface, now known as the edge of chaos, generalises the basin boundary of the laminar fixed point for a situation where the turbulent state is not persistent. Using methods pioneered by Itano & Toh (2001) and refined by others (see Skufca *et al.* 2006; Kerswell & Tutty 2007; Schneider *et al.* 2007; Viswanath 2008; Kim & Moehlis 2008) to track the dynamics within this edge, it was found to be - at least locally - formed by the stable manifold of a relative local attractor termed edge state. These edge states are invariant solution of the Navier-Stokes equations with a single unstable direction so that they attract dynamics within the edge. Tracking the dynamics within the hyper-surface between laminar and turbulent flow allowed discovery of several previously unknown invariant solutions of the Navier-Stokes equation. By construction, the edge also marks the minimum amplitude perturbations

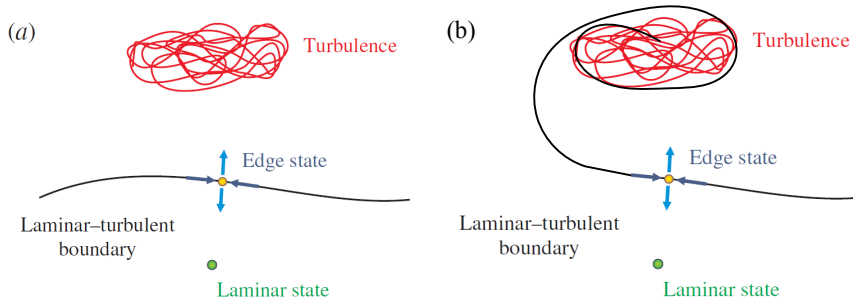


FIGURE 1. Two models for the state space of transient turbulence with laminar flow (green) and the turbulent saddle (red). Between these lies the edge state (yellow) and its stable manifold the edge of chaos (black), a codimension-one hypersurface. (a) The classical view, with this particular cartoon from Khapko *et al.* (2013), where state space is divided by the manifold extending to infinity leaving no clear route for decaying turbulence. (b) An adaptation inspired by Lebovitz (2012) where the edge is not dynamically separate from the turbulent saddle but wrapped up into it allowing an unwinding route to the laminar state.

triggering turbulence, which in combination with adjoint-optimisation techniques allowed Pringle *et al.* (2011) to find the minimal seeds for turbulence.

The common view of the systems state space as depicted in a recent illustration by Khapko *et al.* (2013) is that of a chaotic saddle supporting turbulence, in one region, the attracting laminar fixed point in another domain and the edge separating those two domains. Thus, there are three distinct dynamical objects governing state space: the turbulent saddle, the laminar fixed point and the edge with the embedded edge state in between. The depicted global geometry, though compatible with observations at the transition is challenged by the observed spontaneous decay of turbulent fluctuations. A decaying trajectory dynamically connects the turbulent saddle with the laminar fixed point but the edge is formed by a codimension-one manifold which can generally not be crossed. Moreover, being a manifold, the edge in general does not have a boundary at which it terminates and is therefore assumed to extend to infinity in figure 1(a). Consequently within the common picture a decaying trajectory cannot circumnavigate the separating edge. Thus, there remain questions about the global topology of the edge, how it allows for a decaying trajectory to “migrate” from the turbulent to the laminar side and along which paths such a decay occurs. It has been speculated that there are specific points associated with embedded invariant solutions that facilitate the piercing of the edge which would give rise to a unique (or a small number of discrete) decay paths. Results in pipe flow were interpreted as support that the edge state itself is one of these portals and thus not only governs the transition to but also the decay from turbulence (e.g. De Lozar *et al.* 2012).

In this letter we aim to elucidate the somewhat murky picture through a detailed study of decaying trajectories in a plane Couette cell, where there is a well studied codimension-one edge yet turbulence spontaneously decays. We describe the evolution of the decaying flow fields and demonstrate that there are not a small number of discrete decay channels but a whole continuum of possible paths, which is incompatible with the state space structure discussed above. Instead all data is compatible with an alternative geometry which was suggested by an extremely simplified 2D ODE model inspired by shear flows. In these models, studied by Lebovitz (2012), the edge does not extend to infinity in all directions but is “wrapped around” the non-laminar state. The emerging picture found is the one depicted in figure 1(b) where the edge is actually not separated from but part of

the turbulent saddle. Thus, it no longer bounds the laminar state away from turbulence and decaying trajectories need not cross the edge.

In the following we quantitatively describe the decay from turbulence and demonstrate that the statistics are compatible with the Lebovitz picture for a high-dimensional flow system. While for fully resolved flow simulations, with at least 10^5 degrees of freedom, studying the global geometry of the edge manifold in all dimensions remains impossible despite modern computational tools, we analyse the dynamics of initial conditions along sections of state space. The variation observed along those sections shows precisely the signature expected from the low-d models thus further supporting the conclusion, that of not a infinitely extended edge but an edge dynamically connected to the turbulent saddle is actually the correct model for moderate Reynolds number shear flows.

We study plane Couette flow in a periodically continued domain of downstream length $L_x = 4\pi$ and spanwise extent of $L_z = 2\pi$, where as usual lengths are measured in terms of half the plate separation h . Decay in small domains has been extensively studied and clearly shows exponential lifetime distributions (see Schneider *et al.* 2010). For Reynolds number $Re = 380$, where $Re := Uh/\nu$, with U is the wall speed, h is half the wall separation and ν the kinematic viscosity, the edge is formed by the stable manifold of a single fixed point (see Schneider *et al.* 2008), a version of the historically first invariant exact solution identified in plane Couette flow by Nagata (1990). Thus, we can statistically study decaying trajectories in the presence of codimension-one edge manifold and investigate to which extent discrete decay paths are observed.

We aim at quantifying the physical processes initiating turbulence decay as well as their statistical variation. To this end, an ensemble of decaying trajectories is constructed numerically. Technically, we use Channelflow, a spectral software package (for details see Gibson *et al.* 2008; Gibson 2012). We run our simulations at a spatial resolution of $64 \times 36 \times 64$ modes corresponding to over 10^5 degrees of freedom. Two hundred transients starting from different initial conditions are followed until decay for $Re = 380$, where characteristic lifetimes are on the order of 1000 time units. Due to the characteristic randomness of the decay, comparing different decays and studying the processes initiating the decay requires measurement of time relative to when the flow has decayed. Thus, we align all trajectories by remapping time according to $t^* := t_{lam} - t$, where the relaminarization time t_{lam} is the smallest t such that $\|\mathbf{u}(t)\| < \epsilon = 0.005$ with \mathbf{u} the deviation from laminar flow. The criterion for detecting decay is chosen such that the subsequent evolution is guaranteed to follow the exponential approach governed by the Navier-Stokes equations linearised around the laminar state. Neither the parameters nor the specific form of the chosen criterion affect our results.

The decay of turbulent motion is associated with the breaking of the feedback mechanisms that otherwise sustain the dynamics. This feedback loop analysed in detail by Waleffe (1997) involves predominantly downstream oriented vortices (“rolls”) which generate growing streaks. These undergo a 3D instability which via nonlinear interaction feeds back onto the rolls. To quantify these interactions we thus monitor the L^2 norms not only of the full perturbation field, \mathbf{u} , but also the of the downstream velocity component, u , indicating the strength of streaks, the downstream vorticity ω_x , capturing downstream vortices and of the three-dimensional velocity component, $\mathbf{u}' = \mathbf{u} - \langle \mathbf{u} \rangle_x$.

Figure 2 shows the ensemble averaged measures discussed above as a function of t^* plotted with two standard deviations about the mean. The decay starts at $t^* \approx -500$, that is 500 time units before the close neighbourhood of the laminar state is reached. While the evolution of each panel indicates all measures start decaying simultaneously, the quickest decay within about 250 units is observed for both the downstream vorticity and the 3D

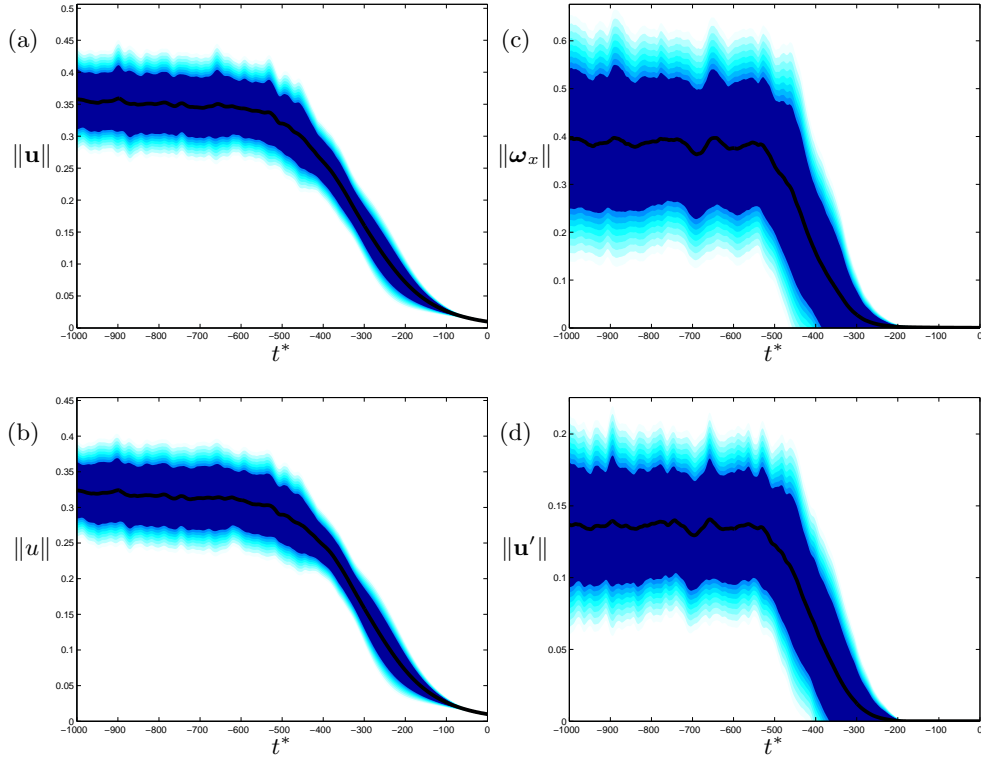


FIGURE 2. Mean decay from turbulence with trajectories aligned by decay time, the first standard deviation is plotted in dark blue varying to light blue over the second. We plot the L^2 norms of (a) the velocity, \mathbf{u} , (b) the downstream velocity, u , representing the streaks, (c) the downstream vorticity, ω_x , representing the rolls and (d) the 3D velocity, \mathbf{u}' , representing the instabilities. There are two phases of decay, the first where rolls and instabilities rapidly decay and then the viscous exponential decay of the streaks.

velocity components. Consequently, during a first step of the decay, downstream vortices disappear and the field loses its downstream dependence.

By $t^* \approx -250$, the energy contained within the rolls and instability parts of the flow has decreased to a negligible amount. At this point the decay enters the final regime where the streaks are no longer forced but viscously damped away. Consequently the energy decreases exponentially with a decay rate set by the spatial structure of the streaks remaining once the flow has lost its vortices.

Besides the two steps of the decay, the other striking feature of the data in figure 2 is the large statistical variation between different decaying trajectories and the fact that the standard deviation remains large during most of the decay. This suggests the absence of a preferred decay path. If there were distinct structures at which the trajectory traverses the edge the further evolution towards laminar flow would follow a unique route. Consequently the statistical variation observed in turbulence should collapse when the decay commences. Our data clearly does not support this scenario. Instead we observe a whole continuum of possible decay rates during the second exponential phase of the decay (see figure 3).

The observed exponential decay of the predominantly 2D streaks patterns is controlled by the viscous term of the Navier-Stokes equations and thereby directly related to the length-scales of the pattern. The rate depends predominantly upon the relative amplitude

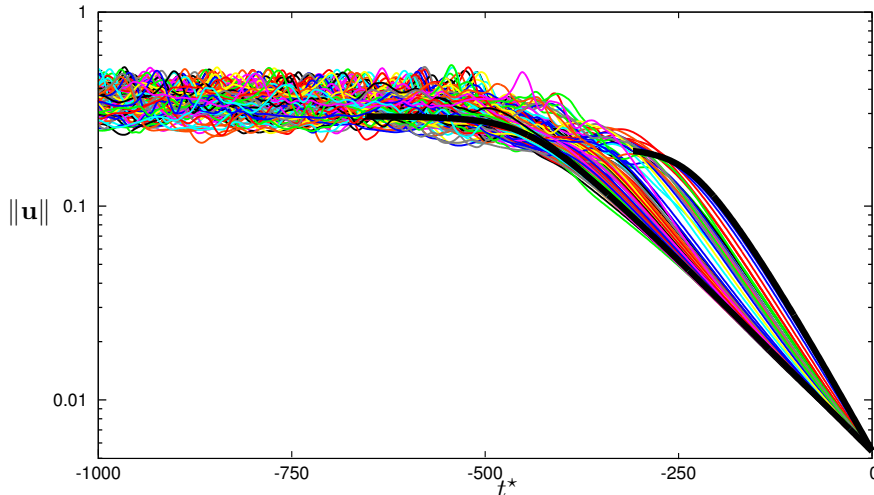


FIGURE 3. Decay of individual trajectories (coloured lines) when aligned by decay time. Note the continuum of exponential decay rates incompatible with specific crossing points in the edge. Decay is bracketed by decay from two solutions from the “Nagata” family embedded within the edge, where the faster decaying solution is the edge state.

of the first and second Fourier modes in the spanwise direction z . In the downstream flow these represent one and two pairs of the fast-slow streaks, generated by the now-decayed roll structure. This point is illustrated by the perturbed dynamics of two fixed point solutions from the “Nagata” family embedded in the edge. One is the edge state which has wavelength in z of π and therefore two pairs of downstream streaks and a second solution with a wavelength of 2π in z but the same wavelength in x and consequently one pair of streaks. Perturbing the fixed points in the direction of laminar flow allows comparison of their decay (black lines in figure 3) with the ensemble of decaying trajectories. Decay from the edge solution forms an upper bound for decay rate of trajectories, while decay from the second fixed point solution is close to a lower bound for the decay rate. Thus, all trajectories exit the saddle with at least some energy in the mode corresponding to the largest wavelength the domain supports and which is twice the wavelength of the edge state. No significantly faster decay than that of the edge state is observed, suggesting that streak patterns with predominantly higher number of streaks are subdominant. There is clearly no preferred decay rate and there is specifically no evidence for preferred close passage of the edge state, with very few trajectories demonstrating similar decay rates. This observation is robust to changing the metric used for temporal alignment of the decay.

In summary, the observed continuum of decay paths is not compatible with discrete portals that allow traversal of the edge of chaos and spontaneous decay can thus not be reconciled with an edge manifold separating state space. All data however remains compatible with the alternative scenario of an edge wrapped around the turbulent saddle. To further explore to what extent the alternative scenario applies to the high-dimensional shear flow state space, we compare observations with those in the ODE model by Lebovitz (2012) in which the scenario takes the simplest form and due to being only two dimensional allows for a complete graphical representation of state space.

The two-dimensional model introduced by Lebovitz (2012), the complete dynamics of which are illustrated in figure 4, is the simplest of a hierarchy of models (Lebovitz 2009; Lebovitz & Mariotti 2013) which share features of the edge geometry where the edge is wrapped up and around the non-laminar dynamics. The model has a stable “laminar”

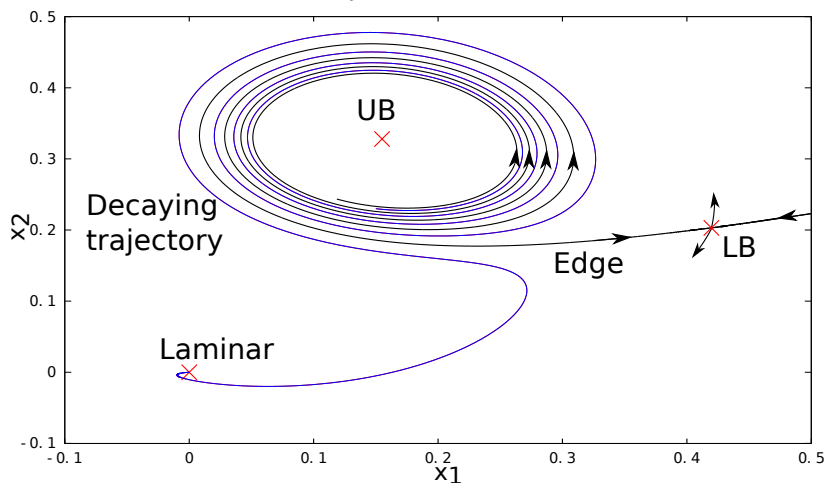


FIGURE 4. State space for the 2D model from Lebovitz (2012) for parameter $R > 2.5$. The laminar state and the two other steady states are denoted by red crosses. The unstable UB solution is the surrogate for turbulence, LB is the edge state and its stable manifold is the edge. The edge spirals infinitely many times around the UB forming part of its unstable manifold and providing a route back to the laminar state. For visualization this inner portion of the edge is not plotted. A typical “decaying” trajectory is plotted in blue.

fixed point solution plus two other unstable solutions labelled LB (lower branch) and UB (upper branch). In the model, the UB fixed point represents “turbulence”, while LB is the edge state. The stable manifold of LB forms the edge (black curve) and wraps infinitely many times around UB and is part of its unstable manifold, but for visualization purposes this connection is not shown. Thus, the edge does not extend to infinity but dynamically connects to the surrogate for turbulence. Still, the outermost ring of the edge manifold displays the defining edge properties with conditions on one side returning to the laminar state, while those on the other explore non-trivial dynamics before returning to the laminar state. This geometry introduces a range of routes for trajectories to return to the laminar state from the UB state. Considering the example of a decaying trajectory in figure 4 (blue curve) we see consistency with our statistical observations from the full system: trajectories do not exit the spiral at a specific point, they do not need to closely approach the edge state, the final decay rate close to the laminar fixed point varies continuously and depends upon the specific route taken.

Thus, all statistical data supports the interpretation that this low-d model exemplifies the global state space structure of moderate Re shear flows. To further support this interpretation we consider the topology of the edge, namely the dynamical connection to the turbulent state which allows decay around the edge. Despite the low-dimensionality we speculate that the geometry, with the characteristic of being wrapped around the turbulence, is a defining feature and search for evidence of a similar structure in plane Couette flow. To this end we follow a decaying trajectory in pCf and locate the edge relative to the trajectory. For the model, the trajectory passes through two regimes (blue in figure 5(a)). In the beginning the trajectory is bracketed by the edge on both sides. As the trajectory reaches the outermost part of the spiral, in the second stage, the edge no longer brackets the trajectory from both sides but is only located on the side closer to the “turbulent” state.

To check for a similar behaviour in the full system where we do not have a full graphical representation of state space, we need to choose a specific direction in which we locate

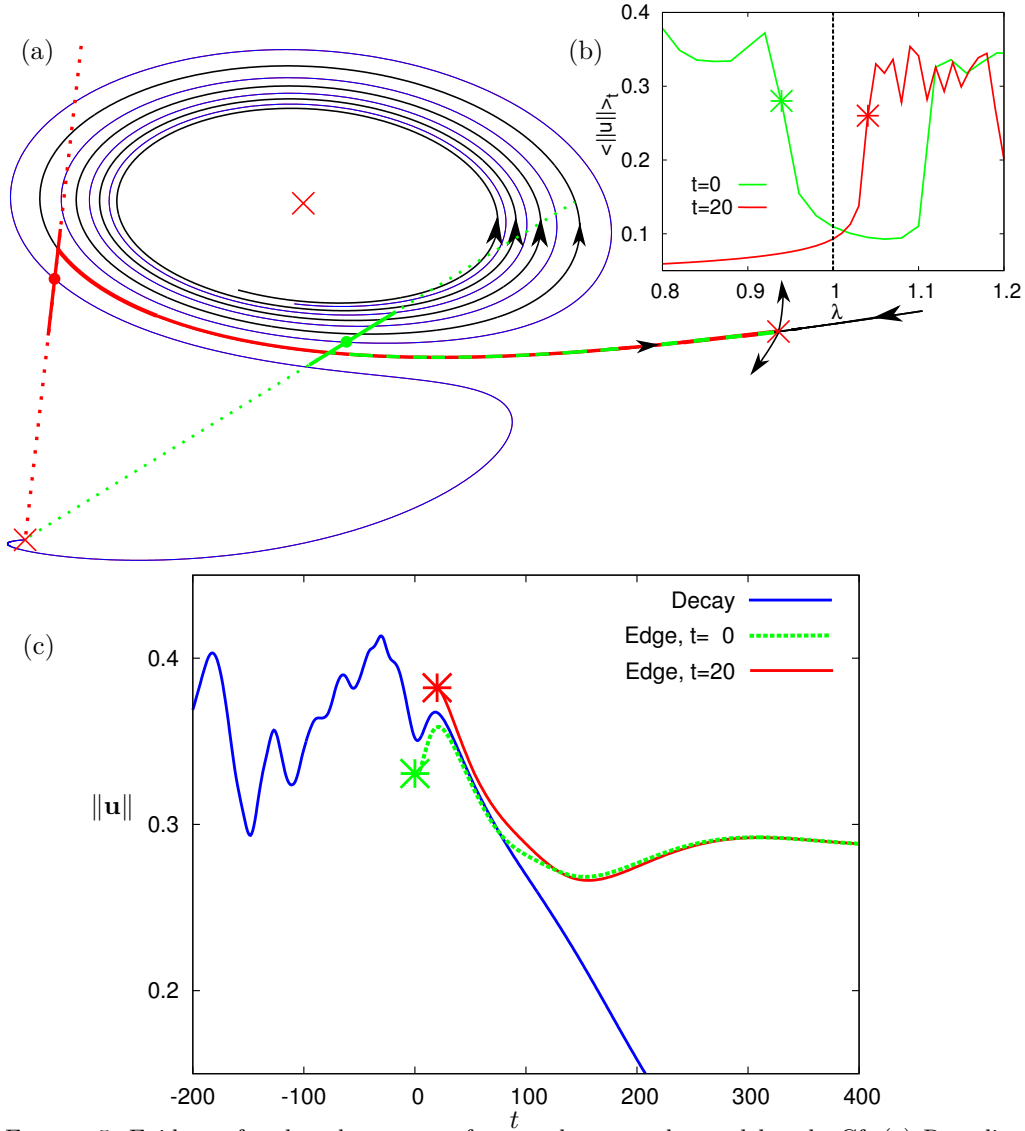


FIGURE 5. Evidence for shared geometry features between the model and pCf. (a) Rescaling (dotted lines) at two points along a decaying trajectory (blue) in the model shows a transition in relative edge location, from edge pieces bracketing decay (green point) to edge only on the “turbulent side” of the trajectory (red point). The subsequent dynamics of edge pieces are also plotted in green and red accordingly. (b) Rescaling in pCf measuring subsequent evolution against rescaling parameter λ for two points along a decaying trajectory, large values indicate turbulence and small values laminar with the discontinuity between denoting the edge. We observe transition from bracketed decay early (green) to “turbulent side” only later (red). (c) Tracking the edge pieces denoted by stars in (b) leads to shared dynamics resembling the behaviour of the model and suggesting a dynamical connection.

the edge. Since the edge is of codimension-one any fixed generic direction will not be tangent to the manifold and thus allow detection of the relative location of edge to the decaying trajectory. We here use linear rescaling along a line connecting the point in state space and the laminar state, $\mathbf{u}_\lambda(t_0) = \lambda \mathbf{u}(t_0)$, which corresponds to the directions indicated by dotted lines in figure 5(a). By choosing initial conditions along these lines

and integrating in time for varying values of λ one can diagnose their relative position to the edge using the time-averaged L^2 norm of the flow field. If the edge is crossed, the dynamics will return to turbulence and the time-averaged norm of the velocity field will sharply increase as a function of λ . This is plotted in figure 5(b) for two points along a decaying trajectory in pCf. Using discontinuities in this graph to identify the edge we indeed observe two regimes, first (in green,) with edge bracketing the trajectory and second (in red,) to edge only on one side, the “turbulent side”. Thus, the relative location of the edge exactly corresponds to the green and red points along the model trajectory. This transition is consistently observed within decaying trajectories and may define the exit of the trajectory from the turbulent saddle. To support this interpretation of an unwrapping of the edge we need to further demonstrate that the part of the edge that was first lying on the “laminar side” early in the decay and then is found on the “turbulent side” is actually dynamically connected and thus the “same” part of the edge. Using standard edge tracking techniques we follow the pieces of edge identified by stars in figure 5(b) and plot this evolution in (c). The subsequent evolution along these pieces of edge brackets the decaying trajectory before smoothly converging to the same dynamics. This demonstrates a dynamical connection between the pieces of edge on the laminar and turbulent side during transition and is consistent with trajectories decaying around the edge as demonstrated by the coloured edge parts of part (a). This unwrapping happens for turbulent energies and thus very early in the decay. Consequently, there is no close passage to the edge state whose guiding role for the decay remains questionable.

We have quantified the decay of turbulence in a periodically continued plane Couette cell with more than 10^5 degrees of freedom. The decay proceeds in two steps, which for $Re = 380$ presented here, each lasting about 250 time units. In the initial phase the downstream vortices disappear and the field loses its three dimensional structure, breaking the feedback cycle. In the second phase the remaining streak patterns are viscously damped away. Ensemble averages indicate that there are no distinct preferred decay paths, rather a continuum of routes and decay rates with considerable variation. Specifically, there is no evidence for a specific guiding role of the edge state. The absence of distinct decay paths can hardly be reconciled with the traditional view of a codimension-one edge of chaos that globally separates turbulence from laminar dynamic and that - in order to at all allow for the observed spontaneous turbulence decay - might be traversed at specific portals. Instead the observations are fully compatible with an edge that is not extended to infinity in all directions of state space but dynamically connected and wrapped around the turbulent saddle. Monitoring the location of the edge relative to a decaying trajectory we provide direct evidence that the “unwrapping” during decay found in a 2D model by Lebovitz is also the process in plane Couette flow.

In conclusion, an edge of chaos that is wrapped around and dynamically a part of the turbulent saddle appears to be the correct scenario not only for low-dimensional models but full shear flows at moderate Reynolds numbers, where spontaneous turbulence decay is observed despite the presence of a codimension-one edge of chaos.

The authors would like to thank Norman Lebovitz, John F. Gibson and all of those involved in the 2011 WHOI GFD Summer program funded by OCE-0824636 and N00014-09-1-0844. MC was an GFD fellow and is funded by the EPSRC. TMS acknowledges support by the NSF, through grants DMS-0907985 and DMR-0820484, the Kavli Institute for Bionano Science and Technology at Harvard and the Max Planck Society.

REFERENCES

- DE LOZAR, ALBERTO, MELLIBOVSKY, F, AVILA, M & HOF, BJÖRN 2012 Edge state in pipe flow experiments. *Physical Review Letters* **108** (21), 214502.
- FAISST, HOLGER & ECKHARDT, BRUNO 2004 Sensitive dependence on initial conditions in transition to turbulence in pipe flow. *Journal of Fluid Mechanics* **504**, 343–352.
- GIBSON, J. F. 2012 Channelflow: A spectral Navier-Stokes simulator in C++. *Tech. Rep.*. U. New Hampshire, Channelflow.org.
- GIBSON, J. F., HALCROW, J. & CVITANOVIC, P. 2008 Visualizing the geometry of state space in plane Couette flow. *Journal of Fluid Mechanics* **611**, 107–130.
- HOF, BJÖRN, VAN DOORNE, CASIMIR WH, WESTERWEEL, JERRY, NIEUWSTADT, FRANS TM, FAISST, HOLGER, ECKHARDT, BRUNO, WEDIN, HAKAN, KERSWELL, RICHARD R & WALEFFE, FABIAN 2004 Experimental observation of nonlinear traveling waves in turbulent pipe flow. *Science* **305** (5690), 1594–1598.
- HOF, BJOERN, WESTERWEEL, JERRY, SCHNEIDER, TOBIAS M. & ECKHARDT, BRUNO 2006 Finite lifetime of turbulence in shear flows. *NATURE* **443** (7107), 59–62.
- ITANO, TOMOAKI & TOH, SADAYOSHI 2001 The dynamics of bursting process in wall turbulence. *Journal of the Physics Society Japan* **70** (3), 703–716.
- KERSWELL, RR & TUTTY, OR 2007 Recurrence of travelling waves in transitional pipe flow. *Journal of Fluid Mechanics* **584**, 69–102.
- KHAPKO, TARAS, KREILOS, T, SCHLATTER, PHILIPP, DUGUET, Y, ECKHARDT, B & HENNINGSON, DAN STEFAN 2013 Localized edge states in the asymptotic suction boundary layer. *Journal of Fluid Mechanics* **717**, R6.
- KIM, LINA & MOEHLIS, JEFF 2008 Characterizing the edge of chaos for a shear flow model. *Physical Review E* **78** (3), 036315.
- LEBOVITZ, NORMAN & MARIOTTI, GIULIO 2013 Edges in models of shear flow. *Journal of Fluid Mechanics* **721**, 386–402.
- LEBOVITZ, NORMAN R 2009 Shear-flow transition: the basin boundary. *Nonlinearity* **22** (11), 2645.
- LEBOVITZ, NORMAN R 2012 Boundary collapse in models of shear-flow transition. *Communications in Nonlinear Science and Numerical Simulation* **17** (5), 2095–2100.
- NAGATA, M 1990 Three-dimensional finite-amplitude solutions in plane couette flow: bifurcation from infinity. *J. Fluid Mech* **217**, 519–527.
- PRINGLE, CHRIS CT, WILLIS, ASHLEY P & KERSWELL, RICH R 2011 Minimal seeds for shear flow turbulence: using nonlinear transient growth to touch the edge of chaos. *Journal of Fluid Mechanics* **1** (1), 1–29.
- SCHNEIDER, TOBIAS M, ECKHARDT, BRUNO & YORKE, JAMES A 2007 Turbulence transition and the edge of chaos in pipe flow. *Physical review letters* **99** (3), 34502.
- SCHNEIDER, TOBIAS M, GIBSON, JOHN F, LAGHA, MAHER, DE LILLO, FILIPPO & ECKHARDT, BRUNO 2008 Laminar-turbulent boundary in plane couette flow. *Physical Review E* **78** (3), 037301.
- SCHNEIDER, TOBIAS M, LILLO, FLIPPO DE, BUEHRLE, JUERGEN, ECKHARDT, BRUNO, DRNEMANN, TIM, DRNEMANN, KAY & FREISLEBEN, BERND 2010 Transient turbulence in plane couette flow. *Physical review E* **81**.
- SKUFCA, JOSEPH D, YORKE, JAMES A & ECKHARDT, BRUNO 2006 Edge of chaos in a parallel shear flow. *Physical review letters* **96** (17), 174101.
- VISWANATH, D 2008 The dynamics of transition to turbulence in plane couette flow. In *Mathematics and Computation, a Contemporary View*, pp. 109–127. Springer.
- WALEFFE, FABIAN 1997 On a self-sustaining process in shear flows. *Physics of Fluids* **9**, 883.