

GPU-based simulation of the long-range Potts model via parallel tempering

Attila Boer

“Transilvania” University of Braşov,
Department of Electrical Engineering and Applied Physics,
B-dul Eroilor 29, 500036, Braşov, Romania

arXiv:1308.5426v1 [cond-mat.stat-mech] 25 Aug 2013

Abstract

We discuss the efficiency of parallelization on graphical processing units (GPUs) for the simulation of the one dimensional Potts model with long-range interactions via parallel tempering. We investigate the behaviour of some thermodynamic properties, such as equilibrium energy and magnetization, critical temperatures as well as the separation between the first- and second-order regime. By implementing multispin coding techniques and an efficient parallelization of the interaction energy computation among threads, the GPU-accelerated approach reached speedup factors of up to 35.

Keywords: Potts model, long-range interactions, parallel tempering, GPU computing, CUDA

PACS: 05.50.+q, 75.10.Hk, 05.10.Ln

1. Introduction

Increased computing capabilities over the last years have changed substantially the landscape of scientific computing. High performance graphical processing units (GPUs) have become an important part of computational clusters. High level programming languages, e.g. CUDA or OpenCL, have unlocked the computational power of GPUs and made it accessible to scientists.

Particularly the implementation of Monte Carlo simulations on GPUs can lead to increased performance due to the fact that the majority of these algorithms can be parallelized. Regarding spin systems the studies published in scientific journals were focused especially on systems with nearest neighbour interactions [1, 2]. In the present paper we simulate the one dimensional Potts model with long-range interactions decaying as $1/r^{1+\sigma}$ using a parallel tempering algorithm implemented on GPUs. It is known from both classical [3] and nonextensive statistics [4] that the Potts model has a very rich thermodynamic behaviour. One can obtain considerable performance speedups by exploiting the shared memory architecture of NVIDIA GPUs, implementing multispin coding techniques and an efficient computation of the interaction energy.

The paper is structured as follows. In the first part we review some theoretical aspects regarding the Potts model and the parallel tempering algorithm. Section 4 deals with the implementation details in CUDA. In Section 5 we present the principal results and benchmarks

comparing the performance of the code with traditional CPU implementation. Finally in Section 6 we draw some conclusions and final remarks.

2. The model

The standard Potts model is a straightforward generalization of the well known Ising model. The one-dimensional q -state Potts model is a lattice where the spins s_i can take the following values:

$$s_i = 1, 2, \dots, q \quad (1)$$

The interaction Hamiltonian is given by the relation:

$$\mathcal{H} = - \sum_{\substack{i,j \\ i \neq j}} J_{ij} \delta(s_i, s_j) \quad (2)$$

where J_{ij} is a coupling constant and $\delta(s_i, s_j)$ is the Kronecker delta:

$$\delta(s_i, s_j) = \begin{cases} 1 & \text{if } s_i = s_j \\ 0 & \text{if } s_i \neq s_j \end{cases} \quad (3)$$

If we consider the long-range model, we must take into account the interactions between all spin pairs. The interaction is decaying with distance as $1/r^{1+\sigma}$ (r being the distance between spins i and j), so the coupling constant has the form [5]

$$J_{ij} = \frac{1}{|i - j|^{1+\sigma}} \quad (4)$$

For simulation purposes one usually resorts to periodic boundary conditions. This can be approached by considering the interactions between all the spins in the original

Email address: boera@unitbv.ro (Attila Boer)

lattice of size L and replacing the coupling constants J_{ij} with

$$J^*(r) = \sum_{n=-\infty}^{\infty} J(r+nL) \quad (5)$$

This leads to the following expression for the coupling constants:

$$J^*(r) = \frac{1}{r^{1+\sigma}} + \frac{1}{L^{1+\sigma}} \left[\zeta \left(1 + \sigma, 1 + \frac{r}{L} \right) + \zeta \left(1 + \sigma, 1 - \frac{r}{L} \right) \right] \quad (6)$$

where $\zeta(s, \alpha)$ is the Hurwitz zeta function [6].

$$\zeta(s, \alpha) = \sum_{k=0}^{\infty} (k + \alpha)^{-s} \quad (7)$$

The short-range Potts model undergoes a first order phase transition when $q > q_c$ and a second order phase transition when $q < q_c$, where the threshold value q_c depends on the dimensionality of the lattice d (i.e. $q_c = 4$ for $d = 2$). The long-range Potts model exhibits an interesting behavior: there is a so-called tricritical point at σ_c , depending on the value of q . For $\sigma < \sigma_c$ we have a first order transition, whereas for $\sigma > \sigma_c$ the transition is continuous.

3. Parallel tempering (replica-exchange)

Parallel tempering (a.k.a. replica exchange) is an algorithm which has been proposed to accelerate Monte Carlo simulations in systems with complex energy landscapes [7, 8].

In this method we simulate in parallel multiple copies of the system, at different temperatures. For this stage we use the single spin-flip technique, based on the standard Metropolis algorithm, where the flips are accepted with probability

$$p = \min \left(1, e^{-\beta \Delta E} \right) \quad (8)$$

where ΔE represents the energy difference between the states. In the above relation $\beta = 1/k_B T$ (T denotes the temperature and k_B stands for the Boltzmann constant).

After a certain number of Monte Carlo steps we attempt to exchange the states between neighboring temperatures, based on the Metropolis criterion with probability

$$p = \min \left(1, e^{(E_i - E_j)(\beta_i - \beta_j)} \right) \quad (9)$$

where E_i and E_j are the energies of the neighboring states, $\beta_i = 1/k_B T_i$ and $\beta_j = 1/k_B T_j$.

Parallel tempering is a powerful computational method, which is suitable for implementations on GPUs because different replicas can be run in parallel.

4. GPU-based simulation

4.1. CUDA architecture

CUDA brings a new approach to parallel computing. It uses the Graphical Processing Unit (GPU) for scientific computing. The computing power of GPUs has increased rapidly in the last years and today they are faster than the CPU if we exploit their massively parallel nature.

From the software point of view CUDA is an extension of the C language, as well as a runtime library, which facilitates the general-purpose programming of NVIDIA GPUs. The parallel computation is organized using the abstractions of grids, blocks and threads. An entire grid is handled by a single GPU chip. Each multiprocessor on the GPU handles one or more blocks in a grid. Each multiprocessor is divided into a number of stream processors, each of them handling one or more threads in a block [9, 10].

Threads may only safely communicate with each other only if they are in the same thread block. The fastest communication between threads is done using shared memory. Shared memory is limited, usually 16 KB per multiprocessor on GT200-based chips or 48 KB on Fermi cards [11]. Often shared memory is simply not enough to store all the data that needs to be shared among the threads. In these cases we need to access global memory. Any thread in any block can read or write to any location in the global memory. Global memory is much larger than shared memory, however it is much slower.

4.2. Implementation details

For spin models with nearest neighbour interactions the checkerboard decomposition was implemented successfully on GPUs in the context of the Metropolis algorithm [1, 2] allowing considerable speedups compared with traditional CPU implementations. On the other hand for long-range models we must compute the interaction energy between all spin pairs in the lattice, so a checkerboard type decomposition is not suitable. In order to develop an efficient implementation we must seek other algorithms/computational techniques. For the simulations discussed in the present paper these techniques are:

- (i) parallel tempering (well suited for parallel architectures)
- (ii) distribution of the energy computation among threads
- (iii) multispin coding.

In this section we focus our attention on the implementation details in CUDA. All the computations on the GPU were performed using single-precision floating-point operations. Every thread block holds one replica. Usually the thread block size is smaller than the number of spins in the lattice, so every thread handles multiple spins.

Two different implementations were tested. In the first one spin values were stored in shared memory for the Metropolis steps and they were transferred back to global

memory after L Metropolis steps (L being the number of spins in the lattice), which corresponds to an average of one Monte Carlo step per spin. In the second implementation all spin values were stored in global memory. The shared memory implementation proved to be much faster, as we will see in the benchmarking section. The coupling constants were pre-calculated on the CPU using the Hurwitz zeta function from the GNU Scientific Library [12] and they were transferred from host memory to device global memory.

At the beginning of the Metropolis cycle we transfer the spin values from global to shared memory. Using bitwise operations we store multiple spin values in one `unsigned long long` type (see lines 3-12 in Listing 1). At the end of the Metropolis cycle, which corresponds to an average of one Monte Carlo step per spin, we copy back the updated spin values to global memory.

```

1  __shared__ unsigned long long sss[BLOCK_SIZE];
2  ...
3  // spt - number of spins per thread
4  int j = 0;
5  while (j < spt) {
6      if (tid*spt+j < N) {
7          spin = s[rid*N+tid*spt+j];
8          spin = spin << j*3;
9          if (j == 0) sss[tid] = spin;
10         else sss[tid] = sss[tid] | spin;
11     }
12     j++;
13 }
14 ...
15 j = 0;
16 while (j < spt) {
17     if (tid*spt+j < N) {
18         int updated_spin = (sss[tid] >> j*3) & 7;
19         s[rid*N+tid*spt+j] = updated_spin;
20     }
21     j++;
22 }

```

Listing 1: Copying spin values from global to shared memory and store them back to global memory at the end of the Metropolis cycle

The interaction energy computation is parallelized among the threads in every block using a procedure similar with the one proposed by Gross et al. for the simulation of polymers [13].

```

2  __shared__ float ee[BLOCK_SIZE];
3  ...
4  j = 0;
5  while (j < spt) {
6      int spin = tid * spt + j;
7      if (spin < N - 1) {
8          for (int i = 0; i < N / 2; i++) {
9              if (spin + 1 > i) {
10                 ind1 = i;
11                 ind2 = spin + 1;
12             } else {
13                 ind1 = N - i - 1;
14                 ind2 = N - spin - 1;
15             }
16             int rij = ind2 - ind1;
17             int spin1 = (s[ind1/spt] >> (ind1%spt)*3) & 7;
18             int spin2 = (s[ind2/spt] >> (ind2%spt)*3) & 7;
19             if (spin1 == spin2) ee[tid] += JJJ[rij];
20             /* JJJ[rij] are the coupling constants
21              * stored in global memory */
22         }
23     }
24     j++;
25 }

```

Listing 2: Parallelized energy computation

At the first line from Listing 2 we allocate the shared memory. Every thread computes the interaction energy between a given number of spin pairs. Since multiple spin values were stored in one `unsigned long long` type, we use bit shifting operations to extract the respective values for every spin in the lattice (see lines 16-17 in Listing 2). Finally a parallel reduction is performed to obtain the total energy.

The Boltzmann acceptance ratio depends only on the change in energy, therefore in the Metropolis cycle we compute only the energies corresponding to the flipped spin before and after the spin change. At the end of the Metropolis cycle we calculate the total energy.

The replica exchange step is executed also on the GPU and consists of two stages. We try to exchange states between replicas i and $i + 1$ for which i is even in the first stage, respectively i is odd in the second stage (states were indexed from 0). These stages are executed using two consecutive kernels.

The source code for all the simulations discussed in the present paper is available online [14].

5. Simulation results and benchmarks

5.1. Thermodynamic properties

All the results discussed in the present section refer to the three-state Potts model ($q = 3$). Simulations were performed on lattice sizes ranging from 512 to 3584 and different values of σ in the interval $[0.2, 0.8]$. Every simulation involved $2 \cdot 10^4$ thermalization steps and $5 \cdot 10^4$ production steps. The number of replicas was set to 400 with a uniform distribution of the temperatures. The following thermodynamic quantities were computed: equilibrium energy per spin $\langle E \rangle$, magnetization defined as [6]

$$M = \frac{qN_{\max}/N - 1}{q - 1} \quad (10)$$

(where $N_{\max} = \max(N_1, N_2, \dots, N_q)$, N_i being the number of spins which has the value i), the fourth order cumulant of energy:

$$U_E^{(4)} = \frac{\langle E^4 \rangle}{\langle E^2 \rangle^2} \quad (11)$$

and the so called Binder cumulant:

$$V_M^{(4)} = 1 - \frac{\langle M^4 \rangle}{3\langle M^2 \rangle^2} \quad (12)$$

Errors were evaluated using the standard jack-knife technique provided by the ALPS library (<http://alps.comp-phys.org/>) [15, 16].

Figure 1 shows the temperature dependence of the equilibrium energy per spin and the magnetization for $L = 2048$ and $\sigma = 0.4, 0.5, 0.6, 0.7$.

To evaluate the critical temperatures in the thermodynamic limit, we plotted the Binder cumulant as function

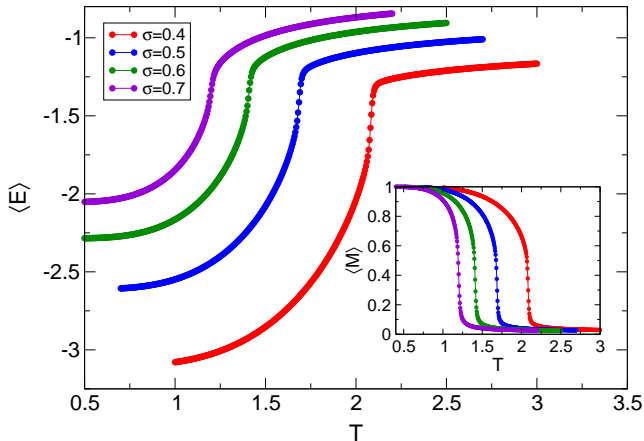


Figure 1: Mean value of energy per spin $\langle E \rangle$ and magnetization $\langle M \rangle$ (inset) versus temperature for $L = 2048$ and different values of σ

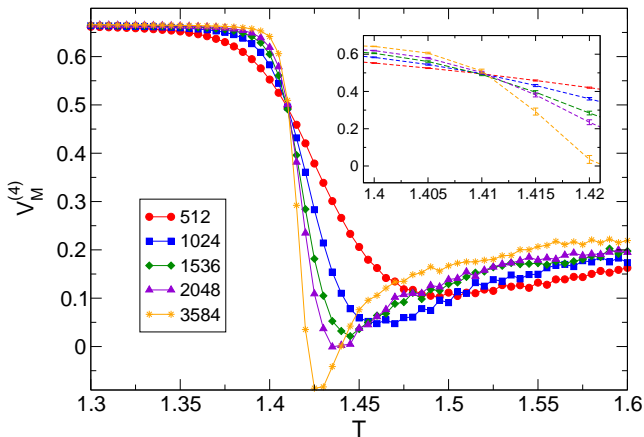


Figure 2: Binder cumulant vs. temperature for $\sigma = 0.6$ and different lattice sizes

of temperature for different lattice sizes (Fig. 2). The intersection point of the curves corresponds to the critical temperature. Values are presented in Table 1.

To establish the order of the transition we studied the behaviour of the fourth order cumulant of energy given by Eq. (11). For every simulation we computed the maximum value of $U_E^{(4)}(L)$. If the transition is of first order the cumulant is different from 1 in the thermodynamic limit, i.e. for $L \rightarrow \infty$. To establish the value of $U_E^{(4)}(L \rightarrow \infty)$ we fitted the curves corresponding to the dependence of $U_{E,\max}^{(4)}(L)$ versus L^{-1} (Fig. 3) to the power law

$$U_{E,\max}^{(4)}(L) = U_E^{(4)}(L \rightarrow \infty) + A \cdot L^{-B} \quad (13)$$

A , B and $U_E^{(4)}(L \rightarrow \infty)$ being the fitting parameters.

Table 2 summarizes the results obtained for $U_E^{(4)}(L \rightarrow \infty)$ and the corresponding errors. Curve fitting was performed using ALGLIB (<http://www.alglib.net>). One can conclude that for $\sigma \leq 0.64$ the extrapolated value of the fourth order energy cumulant is different from 1 outside the estimated errors. For $\sigma \geq 0.68$ the extrapolated

σ	T_c
0.2	3.955(5)
0.3	2.7175(75)
0.4	2.085(5)
0.5	1.6875(75)
0.6	1.4125(75)
0.7	1.20(1)
0.8	1.03(1)

Table 1: Critical temperatures in the thermodynamic limit for different values of σ

σ	$U_E^{(4)}(L \rightarrow \infty)$	error
0.60	1.006033	0.001859
0.62	1.004178	0.001553
0.64	1.003163	0.001384
0.66	1.001080	0.001264
0.68	0.999989	0.001190
0.70	0.999186	0.001139

Table 2: Extrapolated values of the fourth order energy cumulant and the corresponding errors

value has reached unity. Consequently the tricritical point which separates the first- and second-order regimes can be estimated as $\sigma_c = 0.66(2)$. This result is in good agreement with the one obtained by Glumac and Uzelac [5], though it is slightly different from that obtained by Reynal and Diep using a multicanonical approach [6].

5.2. Benchmarks

For benchmarking purposes short runs were performed on lattice sizes ranging from 512 to 10240, involving 10^4 production steps for $L = 512$ down to 50 steps for $L = 10240$. The number of thermalization steps was set to 20% of the production steps, whereas the number of replicas was 400 for all the simulations.

We reserve three bits for every spin value, so the maximum number of spin values which can be stored in a 64 bit integer is 21 (if $q > 7$ the number of bits should be increased). We must be careful to set a thread block size which is greater than $L/21$. Table 3 shows the block sizes used for benchmarking.

L	Block size
512-2560	128
3072-5120	256
5632-10240	512

Table 3: Thread block sizes used in the benchmarking process

Table 4 summarizes the characteristics of the computational setup used for the simulations.

We have compared the performance of both the shared and global memory implementation with the corresponding CPU code. As we can see from the benchmarking

	GPU	CPU
Name	NVIDIA Tesla C2050	Intel Xeon X5660
Number of processors	14	1
Number of cores per processor	32	6 (only one used)
Clock speed	1.15 GHz	2.8 GHz
RAM	2687 MB	24576 MB
Max. threads per block	1024	-
Shared memory per block	48 kB	-
Compiler	NVCC 4.2 ¹	GCC 4.5.2 ²

Table 4: Characteristics of the computational setup

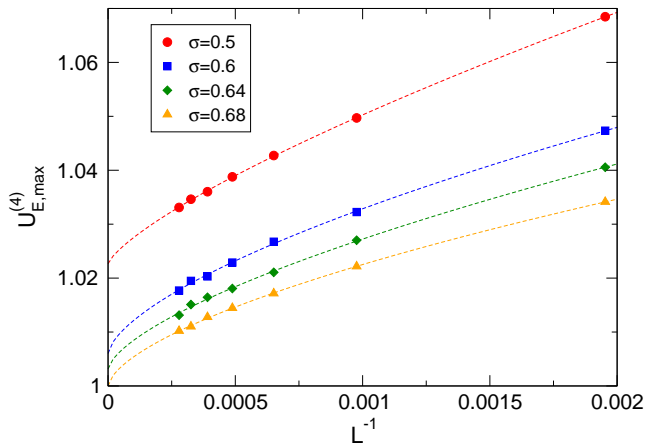


Figure 3: Fourth order energy cumulant versus inverse lattice size

results presented in Fig. 4 the shared memory implementation provides much better performance, the best speedup factor being 35.1 for $L = 3072$. For small lattice sizes ($L \leq 512$) the implementations perform roughly the same, but the performance of the global memory implementation decreases rapidly with the number of spins.

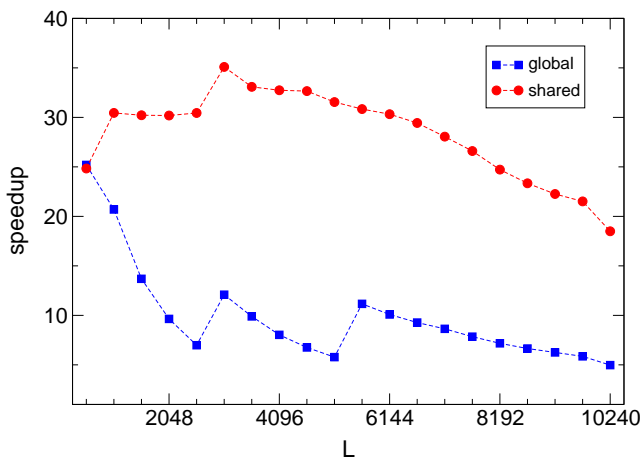


Figure 4: Speedup factor vs. lattice size

¹Compiler flags: `-O3 -arch=sm_20`

²Compiler flags: `-O3 -ffast-math -funroll-loops`

6. Conclusions and final remarks

We performed Monte Carlo simulations of the one-dimensional Potts model with long-range interactions on graphical processing units using CUDA. We gain considerable speedups if we exploit the shared memory architecture of the GPU by implementing multispin coding techniques and an efficient parallelization of the interaction energy computation. From a thermodynamic point of view we evaluated the equilibrium energy and magnetization, respectively the critical temperature of transition for various values of σ . By studying the behaviour of the fourth order energy cumulant we established the threshold value of σ which separates the first- and second-order regime.

One can conclude that graphical processing units can be very useful computing devices even for systems which exhibit long-range interactions. These systems can benefit also from the implementation of cluster algorithms on GPUs. This may be the subject of forthcoming studies.

Acknowledgments

I would like to thank my wife, Milena, for her understanding and support during the writing of this paper.

References

References

- [1] T. Preis, P. Virnau, W. Paul, J. J. Schneider, GPU accelerated Monte Carlo simulation of the 2D and 3D Ising model, *Journal of Computational Physics* 228 (2009) 4468–4477.
- [2] E. E. Ferrero, J. P. De Francesco, N. Wolovick, S. A. Cannas, q -state Potts model metastability study using optimized GPU-based Monte Carlo algorithms, *Computer Physics Communications* 183 (2012) 1578–1587.
- [3] F.-Y. Wu, The Potts model, *Reviews of modern physics* 54 (1982) 235.
- [4] A. Boer, Monte Carlo simulation of the two-dimensional Potts model using nonextensive statistics, *Physica A: Statistical Mechanics and its Applications* 390 (2011) 4203–4209.
- [5] Z. Glumac, K. Uzelac, First-order transition in the one-dimensional three-state Potts model with long-range interactions, *Physical Review E* 58 (1998) 4372–4376.
- [6] S. Reynal, H. Diep, Reexamination of the long-range Potts model: A multicanonical approach, *Physical Review E* 69 (2004) 026109.

- [7] K. Hukushima, K. Nemoto, Exchange Monte Carlo method and application to spin glass simulations, *Journal of the Physical Society of Japan* 65 (1996) 1604–1608.
- [8] D. P. Landau, K. Binder, *A guide to Monte Carlo simulations in statistical physics*, Cambridge University Press, 2005.
- [9] J. Sanders, Introduction to CUDA C, http://www.nvidia.com/content/GTC-2010/pdfs/2131_GTC2010.pdf, 2010.
- [10] Introduction to CUDA, <http://ccv.brown.edu/doc/introduction-to-cuda.html>, 2013.
- [11] NVIDIA, Whitepaper - NVIDIA's Next Generation CUDA Compute Architecture: Fermi, http://www.nvidia.com/content/PDF/fermi_white_papers/NVIDIA_Fermi_Compute_Architecture_Whitepaper.pdf, 2009.
- [12] M. Galassi, B. Gough, *GNU scientific library: reference manual*, Network Theory Limited Bristol, UK, 2006.
- [13] J. Gross, W. Janke, M. Bachmann, Massively parallelized replica-exchange simulations of polymers on GPUs, *Computer Physics Communications* 182 (2011) 1638–1644.
- [14] A. Boer, GPU-based simulation of the long-range Potts model via parallel tempering, <https://github.com/djba/LRPM-CUDA>, 2013.
- [15] A. Albuquerque, F. Alet, P. Corboz, P. Dayal, A. Feiguin, S. Fuchs, L. Gamper, E. Gull, S. Gürtler, A. Honecker, et al., The ALPS project release 1.3: Open-source software for strongly correlated systems, *Journal of Magnetism and Magnetic Materials* 310 (2007) 1187–1193.
- [16] B. Bauer, L. Carr, H. Evertz, A. Feiguin, J. Freire, S. Fuchs, L. Gamper, J. Gukelberger, E. Gull, S. Guertler, et al., The ALPS project release 2.0: open source software for strongly correlated systems, *Journal of Statistical Mechanics: Theory and Experiment* 2011 (2011) P05001.