

POPULATION OF SOHO/STEREO KREUTZ SUNGRAZERS AND THE ARRIVAL OF COMET C/2011 W3 (LOVEJOY)

ZDENEK SEKANINA¹ AND RAINER KRACHT²

¹Jet Propulsion Laboratory, California Institute of Technology, 4800 Oak Grove Drive, Pasadena, CA 91109, U.S.A.

²Ostlandring 53, D-25335 Elmshorn, Schleswig-Holstein, Germany

Version November 10, 2018

ABSTRACT

We examine properties of the population of SOHO/STEREO (dwarf) Kreutz sungrazing comets from 2004 to 2013, including the arrival rates, peculiar gaps, and a potential relationship to the spectacular comet C/2011 W3 (Lovejoy). Selection effects, influencing the observed distribution, are largely absent among bright dwarf sungrazers, whose temporal sequence implies the presence of a swarm, with the objects brighter than apparent magnitude 3 arriving at a peak rate of ~ 4.6 per year in late 2010, while those brighter than magnitude 2 at a peak rate of ~ 4.3 per year in early 2011, both a few times the pre-swarm rate. The entire population of SOHO/STEREO Kreutz sungrazers also peaked about one year before the appearance of C/2011 W3. Orbital data show, however, that all bright dwarf sungrazers moved in paths similar to that of comet C/1843 D1, deviating 10° or more from the orbit of C/2011 W3 in the angular elements. The evidence from the swarm and the overall elevated arrival rates suggests the existence of a fragmented sizable sungrazer that shortly preceded C/2011 W3 but was independent of it. On the other hand, these findings represent another *warning signal* that the expected 21st-century cluster of spectacular Kreutz comets is on its way to perihelion, to arrive during the coming decades. It is only in this sense that we find a parallel link between C/2011 W3 and the spikes in the population of the SOHO/STEREO Kreutz sungrazers.

Subject headings: comets: general — comets: individual (X/1106 C1, C/1843 D1, C/1996 Y1, C/2001 G2, C/2003 F5, C/2003 K7, C/2004 A4, C/2004 P5, C/2005 U5, C/2006 A5, C/2006 V2, C/2006 U8, C/2007 S4, C/2008 K4, C/2009 C3, C/2009 D4, C/2009 Y4, C/2010 B3, C/2010 C4, C/2010 E6, C/2010 G4, C/2011 N3, C/2011 W3, C/2012 E2, C/2013 F4, SOHO-1932, SOHO-1948, SOHO-1954, SOHO-2062, SOHO-2072, SOHO-2143, SOHO-2505) — methods: data analysis

1. INTRODUCTION

The osculating orbital period of about 700 years determined for comet C/2011 W3 (Lovejoy), the most recent spectacular member of the Kreutz system of sungrazers (Sekanina & Chodas 2012), rules out this comet's identity with any known Kreutz sungrazer. In particular, it cannot represent the return of any member of this system that has arrived to perihelion since the 17th century (Kreutz 1901, Marsden 1967), thus providing another example of the immense complexity of this comet family. With about 2000 minor members known, thanks to the ongoing vigorous search by amateur astronomers in images exposed with the coronagraphs onboard the *Solar and Heliospheric Observatory* (SOHO; see Brueckner et al. 1995) and, more recently, also with the coronagraphs onboard the two spacecraft of the *Solar Terrestrial Relations Observatory* (STEREO; see Howard et al. 2008), the relationship between the minor sungrazers and comet C/2011 W3 needs to be addressed. For example, did the temporal distribution of the SOHO/STEREO Kreutz sungrazers change on account of the impending arrival of C/2011 W3? Is there any evidence for changes in the brightness distribution of these minor sungrazers? If yes, how could any such changes be interpreted? And could the results be employed in the future to forecast the *imminent* arrival of another spectacular sungrazer?

2. BRIGHT SOHO/STEREO SUNGRAZERS IN THE YEARS 2004–2013

The prediction, published several years ago (Sekanina & Chodas 2007), of another cluster of bright sungrazers to appear in the coming decades was already commented on (Sekanina & Chodas 2012). Based on a study of the long-term evolution of the Kreutz system, this prediction was borne out by C/2011 W3, the expected cluster's first apparent member. In comparison, a successful effort aimed at forecasting the arrival of a strikingly bright sungrazer we refer to at the end of Sec. 1 is meant to confine the object to a temporally more constrained window.

To address the raised questions, we begin with the distribution, between 2004 and 2013, of arrival times of the SOHO/STEREO Kreutz sungrazers that were at their maximum brighter than apparent magnitude 3; they are referred to hereafter as the *bright dwarf* sungrazers. Like the fainter Kreutz minicometes, they all fail to survive perihelion. Our search has resulted in a total of 18 such objects in this time period, listed in Table 1. Because of instrumental properties and biases and operational options and practices (e.g., orange vs. clear filters, variable image cadence, uneven duty cycle, etc.; see Knight et al. 2010 for a comprehensive photometric analysis), there are borderline cases. In particular, one or two among the 18 objects may in fact be of apparent magnitude 3.0 or slightly fainter, while the brightness of a very few comets not included may just barely exceed the limit. In any case, the tabulated set is a fairly representative sample.

Table 1
SOHO/STEREO KREUTZ SUNGRAZERS FROM 2004–2013
BRIGHTER AT MAXIMUM LIGHT THAN MAGNITUDE 3.

Object	Date of first observation in C3 (UT)	Apparent magnitude at max.	Reference(s) ^a
C/2006 A5	2006 Jan. 4	2.9 ^b	IAUC 8694, [1]
C/2006 V2	2006 Nov. 1	1.3	IAUC 8811, [1]
C/2008 K4	2008 May 22	0.5	IAUC 8982, [1]
C/2009 C3	2009 Feb. 4	2–3	IAUC 9055
C/2009 D4	2009 Feb. 21	2–3	IAUC 9056
C/2009 Y4	2009 Dec. 30	1.0	IAUC 9117, [1], [2]
C/2010 B3	2010 Jan. 17	~2 ^c	[2]
C/2010 E6	2010 Mar. 10	1.1	IAUC 9151, 9157, [1], [2]
C/2010 G4	2010 Apr. 8	0	[1], [2]
SOHO-1932	2010 Oct. 19	1.8	[1], [2]
SOHO-1948	2010 Nov. 12	2.3	[1], [2]
SOHO-1954	2010 Nov. 17	1.4	[1], [2]
SOHO-2062	2011 May 9	0.9	[1], [2]
SOHO-2072	2011 May 20	1.5	[1]
C/2011 N3	2011 Jul. 4	1	IAUC 9227, [1], [2]
SOHO-2143	2011 Sept. 30	-0.5	[1], [2], [3]
C/2012 E2	2012 Mar. 13	1	CBET 3047, [1], [3]
SOHO-2505	2013 May 10	1.8	[1]

^a Website URLs: [1] <http://www.rkracht.de/soho/bright/bright.htm>; [2] <http://remanzacco.blogspot.com> for 2010 dates of Jan. 2, Jan. 23, Mar. 12, Apr. 10, Oct. 21, Nov. 16, and Nov. 20, and for 2011 dates of May 11, Jul. 5, and Oct. 2; [3] <http://sungrazer.nrl.navy.mil>, news items dated Oct. 4, 2011 and Mar. 16, 2012.

^b Claim on IAUC 8694 of this comet's peak magnitude of "perhaps -1.5" is strongly disputed in [1].

^c This crude estimate is based on a statement in [2] that this comet was ~1–1.5 magnitudes fainter than C/2009 Y4. Comparison of C3 images shows that C/2010 B3 was clearly brighter than C/2007 C6, which according to IAUC 8844 peaked at magnitude ~3.

Various data sources were used to pinpoint the magnitudes of the 18 sungrazers at maximum brightness in Table 1. In addition, some objects in the table were compared with other sungrazers, whose maximum brightness is known to have been near apparent magnitude 3, by inspecting the SOHO's C2 and C3 coronagraphic movies.¹ Known magnitudes for these comparisons were taken primarily from Knight et al. (2010). The second author's website blog,² which provides a table of bright Kreutz sungrazers, proved especially useful in compiling Table 1. Also, his determination that the detector of the SOHO's C2 coronagraph begins to saturate by objects of apparent magnitude ~1.5 allows one to instantly set an upper or lower brightness limit by just looking at the image. The arguments for including some objects are presented in the table's footnotes, which also provide information on the electronic blogs.

While the number of bright SOHO/STEREO sungrazers is limited, their advantage is that they are practically free from the selection effects that influence the detection of fainter Kreutz minicometes. In particular, strong annual double-peak variations in the discovery rate with the C2 coronagraph are due to periodic orientation changes in the Kreutz comets' orbital plane relative to Earth (Sekanina 2002; Knight et al. 2010): the more prominent peak occurs in May, while the less pronounced but much more extended one covers October–December (e.g., Figure 13 of Knight et al. 2010). One of the deep minima is in January and, accordingly, in a set of 18 objects there

¹ See http://sohodata.nascom.nasa.gov/cgi-bin/data_query.

² See <http://www.rkracht.de/soho/bright/bright.htm>.

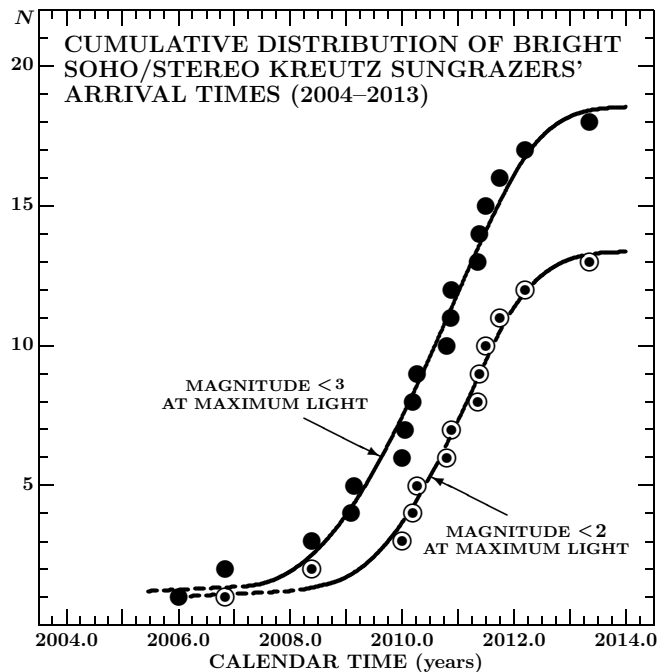


Figure 1. Cumulative distributions of the bright dwarf Kreutz sungrazers observed with the SOHO and/or STEREO coronagraphs in 2004–2013. The solid circles refer to 18 objects brighter at their maximum than magnitude 3, the circled dots to 13 objects brighter than magnitude 2. The data points are from Table 1. The curves are the fitted 4th-power polynomials slightly modified at the ends, where the distribution curves are poorly defined.

should be none during that month. Yet, in Table 1 we have two of them, consistent with a sample whose annual distribution is random.

During the years 2004–2013, the cumulative distribution of arrival times of the SOHO/STEREO sungrazers brighter at their maximum than magnitude 3 is plotted in Figure 1, in which the entries from Table 1 are fitted with a polynomial of the 4th power modified at the ends. The arrival time in Figure 1 is the calendar date of the first observation in the C3 coronagraph, which is shown in column 2 of Table 1. Because no Kreutz sungrazer can enter the field of view of the SOHO's C3 coronagraph earlier than about 4.6 days — and the field of view of the C2 coronagraph earlier than 0.42 day — before perihelion, the difference between the arrival time and the perihelion time is negligible on the scale of Figure 1.

The plot illustrates the rapidly increasing number of bright SOHO/STEREO sungrazers starting in 2008. In 2004–2005 there were no sungrazers brighter at maximum light than magnitude 3, although in 2003, just off the scale of the figure, two were brighter, C/2003 F5 and C/2003 K7. From Knight et al.'s Table 2 it follows that during the decade of 1996–2005 there was a total of eight SOHO sungrazers brighter at their maximum than magnitude 3, suggesting an average rate of 0.8 per year. Knight et al.'s list does not, however, include C/1996 Y1 and C/2001 G2, both of which according to Kracht (see footnote 2) were brighter at their maximum than magnitude 1. During 1996–2005, eight sungrazers — or an average of 0.8 per year — are listed by Kracht as brighter than apparent magnitude 1, the same rate as given by Knight et al., but for objects two magnitudes brighter.

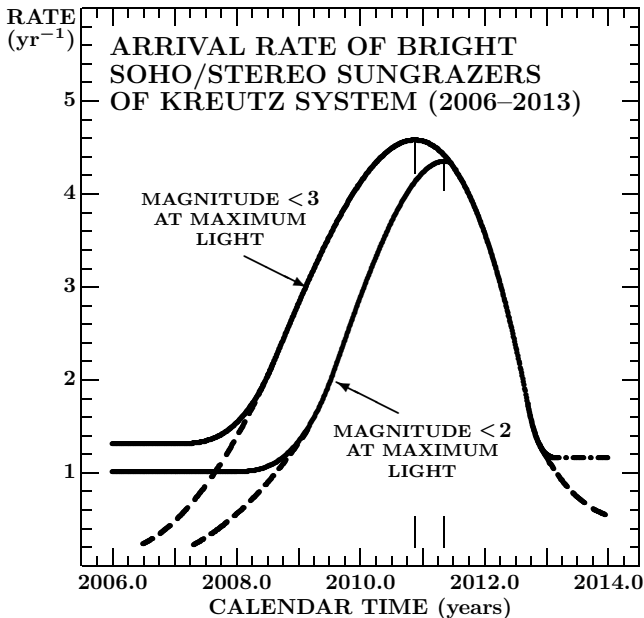


Figure 2. Variations in the arrival rate of the bright dwarf Kreutz sungrazers observed with the SOHO and STEREO coronagraphs in 2004–2013. The curves are the differentiated polynomials fitting the cumulative distributions in Figure 1. The peak arrival rates are, respectively, ~ 4.6 per year at 2010.88 for the objects brighter at their maximum than apparent magnitude 3 and ~ 4.3 per year at 2011.35 for those brighter than magnitude 2. The poorly defined, dashed sections of the curves before 2009 and from late 2012 on are replaced with the estimated average rates from 1996–2005. The dot-dashed curve is a ball-park extrapolation into the future.

To gain greater insight into this issue during the period 2004–2013, we compared the cumulative distribution of arrivals of the SOHO/STEREO sungrazers brighter at maximum light than magnitude 3 with the cumulative distribution of arrivals of their subset, the sungrazers brighter at maximum than magnitude 2. The result is the lower curve in Figure 1, based on a total of 13 objects. The overall shapes of the two curves are similar, except for the slightly less steep rate of growth of the lower curve, as expected.

By differentiating the polynomial approximations to the curves in Figure 1, we derived the smoothed arrival-rate distributions of the bright SOHO/STEREO Kreutz sungrazers, as shown in Figure 2. The arrival-rate curves — poorly determined before and in early 2008 and again from late 2012 on — tend to converge to zero in 2006 and 2014.

From Figure 2, the times of peak arrival rate are 2010.88 (\sim mid-November 2010) for the dwarf sungrazers brighter at their maximum than magnitude 3 and 2011.35 (\sim early May 2011) for those brighter at their maximum than magnitude 2. With the larger set assigned a greater weight and with an estimated uncertainty of two to four months in the times of peak arrival rate, we conclude that, on the average, this group of *bright dwarf sungrazers preceded the appearance of C/2011 W3 by just about one year, which implies a potentially close relationship between both.*

The polynomial fitting suggests that the smoothed peak arrival rates were ~ 4.6 and ~ 4.3 objects per year, respectively, for the two sets of data, showing that the arrival rate of sungrazers with a magnitude at their max-

imum between 2 and 3 was only about 0.3 per year. At much lower arrival rates before 2009, the difference could not possibly have been any greater than this. For illustration, Figure 2 shows the pre-2008 constant rates of 1.3 per year for the sungrazers brighter at their maximum than magnitude 3 and 1.0 per year for those brighter than magnitude 2.

The relatively flat magnitude distribution function of the bright SOHO/STEREO sungrazers is also documented by the surprising merger of the two curves in Figure 2 at times starting in the second half of 2011 and suggesting a major deficit of the sungrazers with magnitudes at their maximum between 2 and 3. To a degree, however, this may be an effect of insufficient data. The same could be true for the precipitous dropoff rate during 2012, which in Figure 2 appears steeper than the rate of rise before 2011 and which is of course a product of a deficit of bright dwarf sungrazers after March 2012.

Of major implications are the results, in Table 2, of our examination of *orbital similarity* between C/2011 W3 and the 18 bright SOHO/STEREO sungrazers from Table 1. For 10 of them, the orbits from parabolic solutions were published in various *Minor Planet Circulars* (MPC), as specified in the last column; for nine they were computed by B. G. Marsden, for C/2011 N3 by G. V. Williams. For seven sungrazers — SOHO-1932, 1948, 1954, 2062, 2072, 2143, and 2505 — no orbits have been made available by the Minor Planet Center³ (as of the end of July 2013). The sets of parabolic orbital elements listed in Table 2 have been computed by the second author of this paper, who also measured and reduced most of the observations. In addition, he derived a new parabolic orbit of C/2012 E2, for which the solution in MPC 79023 rested on only 39 observations from images taken with the HI1-B and C3 coronagraphs onboard, respectively, STEREO-B and SOHO. The new parabolic orbit, presented in Table 2, is based on 61 observations, including 19 more accurate ones measured from images taken with the COR2-B coronagraphs. Columns L_π and B_π provide the longitude and latitude of perihelion.

With no exception, the 18 bright dwarf sungrazers are all found from Table 2 to move in orbits that deviate from that of C/2011 W3 by $\sim 10^\circ$ in the inclination and much more in the other angular elements. These orbits are very similar to that of C/1843 D1, one of the two most spectacular members of the Kreutz system since 1800, just as are the orbits of most SOHO sungrazers. For comparison, the elements from the elliptical orbits for C/1843 D1 and C/2011 W3 are at the foot of Table 2. Thus, *the potential correlation suggested by the near-coincidence between the appearance of C/2011 W3 and the arrival-rate peaks of the 18 bright dwarf sungrazers is contradicted by this orbital evidence.*

3. TEMPORAL DISTRIBUTION OF ARRIVALS OF ALL SOHO/STEREO SUNGRAZERS IN 2004–2013

The spike-like differential distribution of arrival times of all Kreutz sungrazers detected with the coronagraphs onboard the SOHO and STEREO spacecraft from the beginning of 2004 until this paper’s submittal time in

³ In fact, with two exceptions, no set of orbital elements has been available, as of the end of July 2013, for any SOHO/STEREO Kreutz sungrazer detected after mid-June 2010.

Table 2
 ORBITAL ELEMENTS AND APSIDAL ORIENTATION OF BRIGHT SOHO/STEREO KREUTZ SUNGRAZERS FROM THE YEARS 2004–2013
 COMPARED WITH THE ORBITAL DATA FOR SPECTACULAR COMETS C/1843 D1 AND C/2011 W3 (Eq. J2000.0).

Object	Orbital elements					Line of apsides		Number of used positions	Reference
	t_π (ET)	ω	Ω	i	$q (R_\odot)$	L_π	B_π		
C/2006 A5	2006 Jan. 5.66	80°27	0°54	144°04	0.92	282°50	+35°36	62	MPC 56609
C/2006 V2	2006 Nov. 3.78	84.76	5.89	144.58	1.07	282.31	+35.25	48	MPC 58779
C/2008 K4	2008 May 23.843	82.631	3.575	144.571	0.990	282.594	+35.093	139	MPC 63377
C/2009 C3	2009 Feb. 5.65	82.15	3.59	144.82	1.01	283.16	+34.80	17	MPC 66465
C/2009 D4	2009 Feb. 23.438	82.308	4.209	144.677	1.192	283.608	+34.958	99	MPC 66465
C/2009 Y4	2010 Jan. 3.537	83.191	4.567	144.573	1.044	282.903	+35.140	128	MPC 68393
C/2010 B3	2010 Jan. 21.783	83.172	4.420	144.572	1.031	282.780	+35.139	198	MPC 72130
C/2010 E6	2010 Mar. 12.893	83.206	4.381	144.595	1.031	282.697	+35.120	141	MPC 70816
C/2010 G4	2010 Apr. 10.249	83.409	4.390	144.668	1.018	282.451	+35.064	107	MPC 72133
SOHO-1932	2010 Oct. 21.481	85.087	5.480	144.641	1.079	281.497	+35.210	83	This work
SOHO-1948	2010 Nov. 14.507	85.181	6.571	144.492	1.159	282.484	+35.364	61	This work
SOHO-1954	2010 Nov. 19.245	85.247	6.663	144.458	1.157	282.497	+35.401	77	This work
SOHO-2062	2011 May 11.269	84.726	6.756	144.113	1.352	283.256	+35.717	157	This work
SOHO-2072	2011 May 22.054	85.335	6.836	144.405	1.160	282.566	+35.459	135	This work
C/2011 N3	2011 Jul. 6.00	85.10	6.41	144.41	1.14	282.43	+35.44	102	MPC 75517
SOHO-2143	2011 Oct. 1.853	85.267	6.623	144.470	1.140	282.432	+35.391	129	This work
C/2012 E2	2012 Mar. 15.006	85.728	7.461	144.344	1.153	282.714	+35.542	61	This work
SOHO-2505	2013 May 12.310	85.782	7.133	144.621	1.109	282.302	+35.269	128	This work
C/1843 D1	1843 Feb. 27.914	82.756	3.695	144.384	1.173	282.582	+35.289	37	Sekanina & Chodas (2008)
C/2011 W3	2011 Dec. 16.012	53.510	326.369	134.356	1.193	282.984	+35.088	123	Sekanina & Chodas (2012)

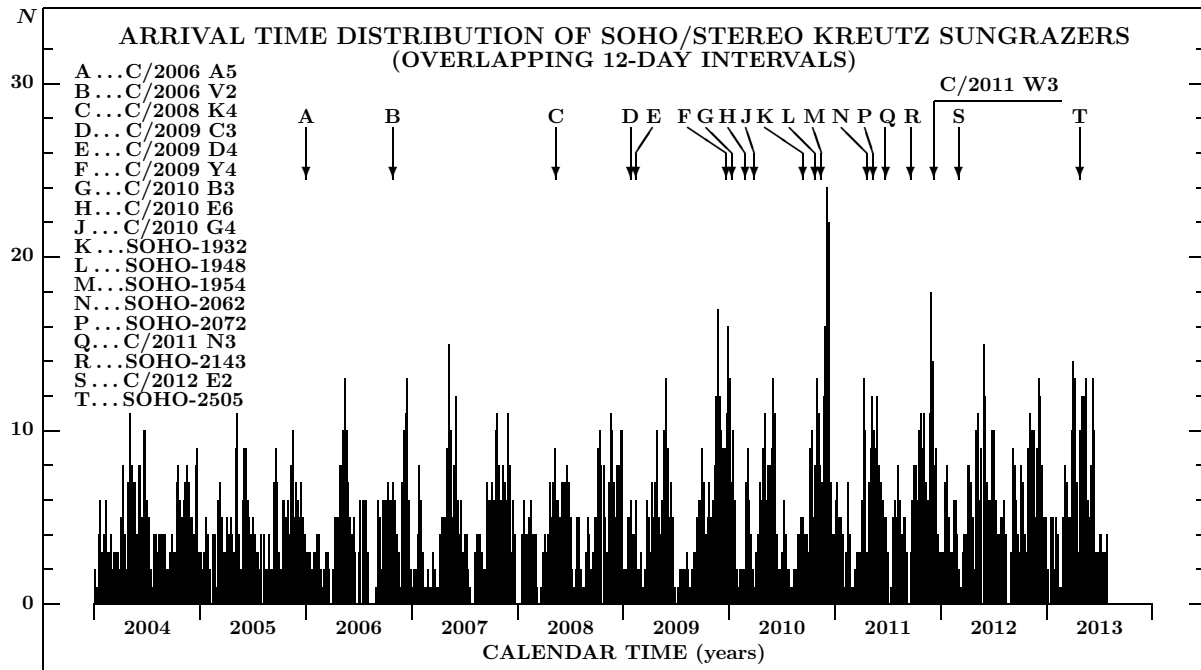


Figure 3. Distribution of arrival times of the Kreutz sungrazers, detected with the coronagraphs onboard the SOHO and/or STEREO spacecraft in the years 2004–2013. The sample is arranged into 12-day consecutive intervals, overlapping each other by six days. The perihelion time of C/2011 W3 and the arrival times of the 18 bright dwarf sungrazers (A–T) from Table 1 are depicted near the top.

August 2013 is shown in Figure 3. The plotted numbers refer to the sungrazers whose arrival times fall into 12-day periods of time with a six-day overlap. The first interval (in UT) starts actually on December 29.0, 2003 and ends on January 10.0, 2004, the second interval is from January 4.0 until January 16.0, 2004, etc. The overlap is intended to suppress sharp variations and thus not to deliberately facilitate a search for unexpected peaks.

The distribution clearly shows the annual variations due to the selection effects already noted in Sec. 2. However, superposed on these quasi-periodic fluctuations are, in spite of the employed overlapping technique, a clear systematic long-term variation, with the most conspicuous spike at 2010.97, almost exactly one year before the perihelion time of C/2011 W3. Inspection shows that this spike was dominated by a clump of 22 Kreutz sun-

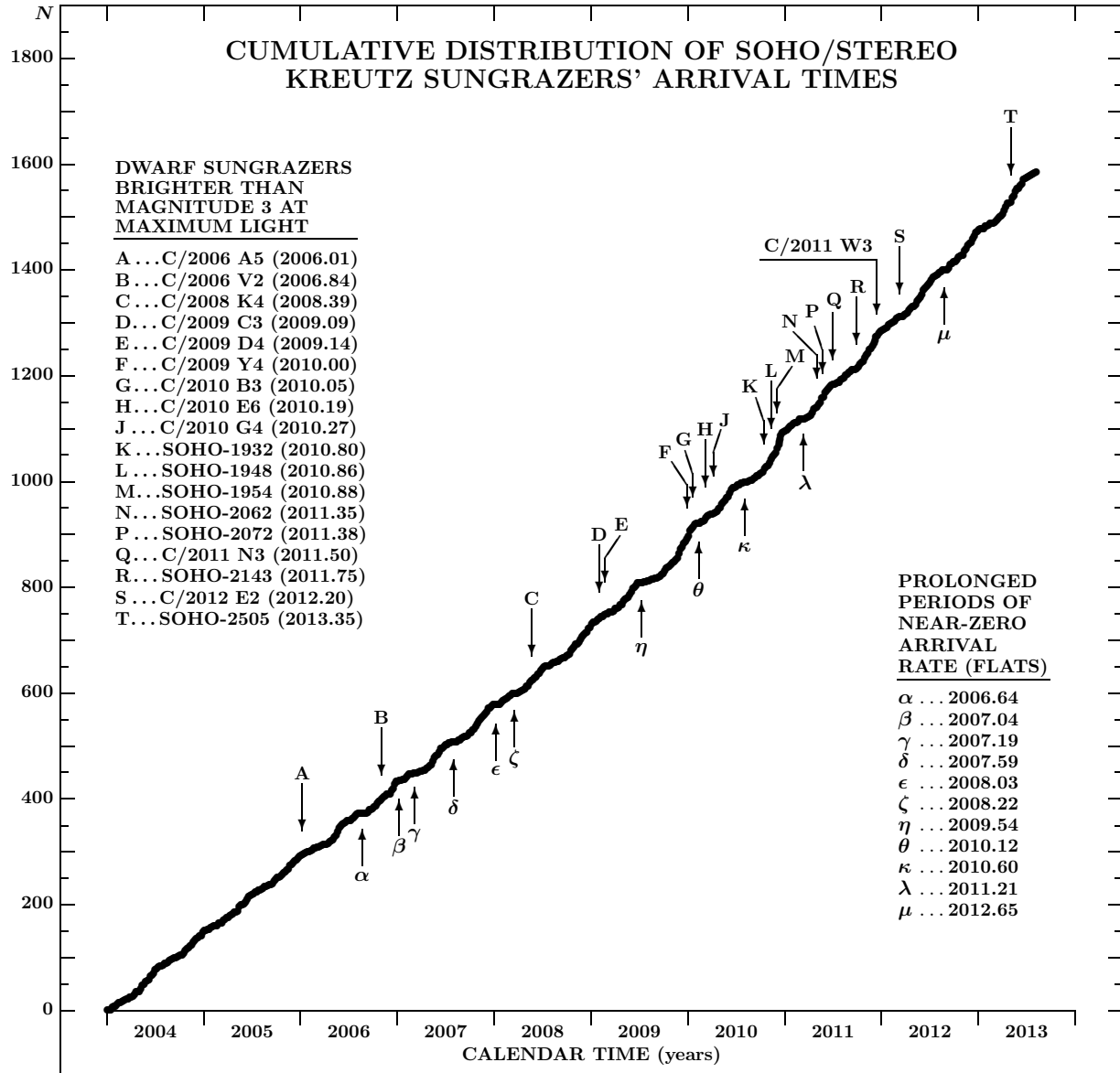


Figure 4. Cumulative distribution of arrival times of the Kreutz sungrazers, detected with the coronagraphs onboard the SOHO and/or STEREO spacecraft in the years 2004–2013. The arrival times of the 18 bright SOHO/STEREO sungrazers from Table 1 are marked near the top of the figure by the letters A–T. The perihelion time of C/2011 W3 is also depicted. The locations of the 11 flat segments on the curve — fairly prolonged intervals of a zero or near-zero arrival rate — are shown by the Greek letters α – μ .

grazers detected during eight consecutive days, December 13–20, with a rate of an astonishing 1000 objects per year! The second highest spike in Figure 3 occurred one year later, on 2011.95, practically coinciding with the perihelion time of C/2011 W3, and dominated by a clump of 16 sungrazers discovered over 12 days, December 9–20. This rate is equivalent to nearly 500 objects per year. A third, double spike is located symmetrically to the largest one, in late 2009. Thus, comparing only December spikes in Figure 3 — in order to eliminate much of the annual selection effect — we are finding *a pattern that is identical to that resulting from the sets of bright sungrazers* in Figure 2.

The spike-like features in the distribution of arrivals of faint SOHO/STEREO Kreutz micromets have their counterparts in the set of bright dwarf sungrazers as well,

as Figure 1 suggests. Indeed, the four objects brighter at maximum light than magnitude 3 that arrived between 2010.00 and 2010.27 (C/2009 Y4, C/2010 B3, C/2010 E6, and C/2010 G4) make up a distinctly steeper slope than the fitted polynomial and so do the three objects between 2010.80 and 2010.88 (SOHO-1932, SOHO-1948, and SOHO-1954). The equivalent rates are, respectively, ~ 15 and nearly 40 per year, several times greater than the peak rate of the smoothed distribution.

We detect a yet another effect that shows that during the few years around 2010 the distribution in Figure 3 behaves untypically. It is the relation between the May and the October–December peaks that we already mentioned in Sec. 2. While the May spikes are never smaller than the October–December spikes in 2004–2007 and 2012, the former are outperformed by the latter in 2008–2011.

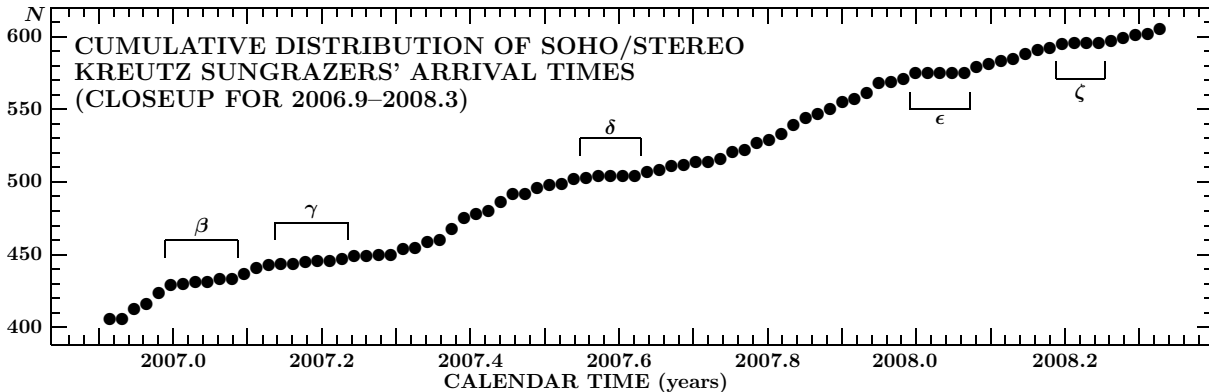


Figure 5. Closeup of the cumulative distribution of arrival times of the SOHO/STEREO Kreutz sungrazers between 2006.9 and 2008.3. Compared to Figure 4, the flat segments β – ζ are much better resolved because in a limited time span the curve is now scaled differently.

The cumulative distribution of arrival times of all Kreutz sungrazers seen with the SOHO and STEREO coronagraphs between 2004 and 2013 is presented in Figure 4, in which we plot the number of objects after each six-day interval of time. The averaged slope of the distribution is practically constant until about the end of 2008, then it picks up a little, as can be expected from the differential distribution in Figure 3.

Peculiar features on the cumulative-distribution curve in Figure 4 are flat segments or “flats”, *fairly prolonged* intervals of time during which the distribution curve essentially levels off, with a zero or near-zero arrival rate of the SOHO/STEREO sungrazers. Because of the extremely compressed scale in Figure 4, the flats appear very short. A closeup in Figure 5 illustrates on a section of the cumulative distribution how the flats look like in greater detail. Each flat was required to satisfy at least one of two conditions: either no sungrazers detected to arrive for a minimum of three six-day consecutive intervals, or their total number not exceeding four over a minimum of five six-day consecutive intervals. Statistically, one would expect the highest rates of flats during 2004–2005 because of lower arrival rates, no high spikes on the distribution curve in Figure 3, and the absence of bright SOHO/STEREO sungrazers. However, Figure 4 shows that this was not the case and it suggests instead a seemingly counterintuitive positive correlation between the bright dwarf sungrazers’ arrival rate and the rate of flats on the cumulative-distribution curve during the period ending with 2008: there were no flats between the start of 2004 and mid-2006, while during the next two years, between the arrivals of the bright sungrazers C/2006 A5, C/2006 V2, and C/2008 K4, the average rate was 3 flats per year. From mid-2009 to mid-2011 the rate of flats was nearly constant at 2 per year.

4. DISCUSSION

The described effects in the distribution of arrivals of the SOHO/STEREO sungrazers in the years 2004–2013 illustrate the morphological complexity of the Kreutz system, which is driven by — and can be qualitatively understood in terms of — a cascading fragmentation process, proposed by Sekanina (2002) and in greater detail by Sekanina and Chodas (2007). In this model, the fragments continue to break up over and over again at all heliocentric distances, so that an enormous and

essentially continuous stream of subfragments (or high-generation fragments) arrives at perihelion at any time. This stream, which forms a ring along the orbit, is, however, not structureless, and the degree of its nonuniformity varies from place to place on many spatial scales that are equivalent to time scales from days to dozens of years and longer. The segment of the Kreutz system that arrived at perihelion in 2004–2005 was apparently characterized by a high degree of uniformity, while in the subsequent years the opposite was the case.

The existence of brighter objects (A–T in Figures 3 and 4) in the cloud of the SOHO/STEREO minicometes suggests that, among the sungrazers, they may consist of material of a greater than average cohesion, so that their fragmentation rate is slower than that of other fragments in the stream. Because their parent(s) broke up less often and probably also at later times than the rest, the spatial distribution of subfragments that derive from such objects is less uniform and more cluster-like, which necessarily leads to greater variations and relatively often to *gaps* in their distribution along the orbit. These gaps show up as the flat segments on the cumulative-distribution curve. Thus, to a point, the occurrence rate of flats should indeed vary in some proportion to the arrival rate of bright dwarf fragments. Only when this rate increases significantly is there much more debris around, so that the number of flats begins to drop, but even then they should not be entirely absent.

The orbital result for the bright dwarf sungrazers in Table 2, which utterly contradicts the potential relationship between C/2011 W3 and their sharply elevated rate (from the timing coincidence), is corroborated by the evidence of very few *faint* SOHO (and *no faint* STEREO) Kreutz minicometes in orbits similar to that of C/2011 W3. Table 3 shows that there are only six such objects in the set of nearly 1000 SOHO Kreutz sungrazers between the beginning of 2004 and mid-2010; only one such object was detected in the first half of 2010.⁴ Faint companions detected in close proximity of C/2011 W3 must have been recent fragments whose existence does not change the overall picture.

⁴ In a very recently issued MPEC 2013-P16 (August 3, 2013), W. J. Gray published orbital elements for a relatively bright sungrazer C/2013 F4, which exhibit, with the exception of the perihelion distance, some similarity to those of C/2011 W3 ($\omega = 60^\circ.7$, $\Omega = 336^\circ.4$, $i = 138^\circ.5$, $q = 1.79 R_\odot$).

Table 3

LIST OF MARSDEN'S ORBITAL ELEMENTS AND APSIDAL ORIENTATION FOR SOHO SUNGRAZERS FROM 2004 TO MID-2010 MOVING IN PATHS SIMILAR TO THAT OF C/2011 W3 (Eq. J2000.0).

Object	Orbital elements					Line of apsides		SOHO corona-graph(s)	Number of used positions	Reference
	t_π (ET)	ω	Ω	i	$q (R_\odot)$	L_π	B_π			
C/2004 A4	2004 Jan. 8.64	60°94	333°15	134°78	1.03	281°42	+38°35	C3	15	MPC 60097
C/2004 P5	2004 Aug. 9.45	52.72	324.88	133.10	1.31	282.97	+35.52	C3	25	MPC 52766
C/2005 U5	2005 Oct. 22.20	49.13	319.04	131.09	1.05	281.82	+34.75	C3	15	MPC 55718
C/2006 U8	2006 Oct. 17.09	53.25	319.52	137.33	1.07	274.96	+32.89	C2, C3	10	MPC 58538
C/2007 S4	2007 Sept. 24.31	57.15	325.85	138.08	1.07	276.80	+34.14	C2, C3	14	MPC 60927
C/2010 C4	2010 Feb. 7.99	61.46	333.75	135.99	1.10	280.85	+37.62	C3	14	MPC 72131

What are these conflicting lines of evidence telling us? We suggest that another Lovejoy-sized fragment, closely related to C/1843 D1 and moving in a similar orbit but with its perihelion time shortly preceding that of C/2011 W3, continued to break up during its orbital motion still at large heliocentric distances. The bright dwarf sungrazers should represent the prime fragmentation products of this object — their parent. Indeed, adding up the contributions from the 18 sungrazers in Table 1 is equivalent to apparent magnitude -2.1 , not much fainter than was C/2011 W3 (whose apparent magnitude at maximum light was about -3 ; e.g., Green 2011). If all 18 bright dwarf sungrazers are presumed to have been derived from this parent, its mass would not have been much smaller than that of C/2011 W3.

Nucleus fragmentation at large heliocentric distances affects the orbital period fairly insignificantly (Sekanina 2002), so the fragments arrive at perihelion nearly simultaneously (on a scale of the orbital period) as a *swarm*. For illustration, Table 4 lists the perturbations of the arrival time at next perihelion for a fragment that separated far from the Sun with a typical velocity of 1 m s^{-1} in either of two cardinal directions in the plane of a sun-grazing orbit with a perihelion distance of $1.2 R_\odot$ and an

orbital period of 900 years (with aphelion at 186.43 AU). The radial component, V_R , is directed away from (+) or toward the Sun, the transverse component, V_T , is perpendicular to V_R and pointing in the general direction of the orbital motion (+) or in the opposite direction. There is no contribution from the normal component.

Table 4 shows some noteworthy facts. First of all, the radial separation velocity is 10 to 100 times more efficient in triggering off the same change in the arrival time at next perihelion passage than is the transverse velocity. Second, the effect is approximately, but not exactly, symmetrical for positive and negative velocities. And third, a peak arrival rate of the bright dwarf sungrazers of 4.6 per year is equivalent to their minimum temporal separation of 0.22 yr, which in Table 4 closely matches the arrival-time perturbation for a separation near aphelion. If the separation velocity should be higher than 1 m s^{-1} , the fragmentation event would have taken place after aphelion, and vice versa. The temporal relations among the bright dwarf sungrazers observed in 2006–2013 are therefore on the right order of magnitude to be consistent with the process of cascading fragmentation. It is likely that the peaks in the overall observed distribution of SOHO/STEREO sungrazers can also be accommodated in terms of cascading fragmentation, but this will need to be verified once the necessary orbital data become available.

Fragmentation far from the Sun affects rather strongly both the argument of perihelion ω and the longitude of the ascending node Ω . The elements for the 18 bright dwarf sungrazers in Table 2 do show, from the top down, a tendency to increase systematically with time, despite the noise. The *total* ranges spanned are about $5^\circ.5$ in ω and 7° in Ω , that is, in a ratio of ~ 0.8 . On the other hand, the inclination i exhibits no obvious trends.

This evidence is compared in Table 5 with perturbations of the three angular elements for a fragment that broke off from its parent far from the Sun. It is now the normal component, V_N , of the separation velocity that is primarily involved; it is directed either to the north orbital pole (+) or in the opposite direction. There is no contribution from the radial component and a very minor one, not exceeding $0^\circ.02$ per 1 m s^{-1} velocity in absolute value, from the transverse component. Table 5 shows that the effect is again approximately symmetrical relative to aphelion and also for positive and negative velocities. The exception is the inclination, with the negative velocity of the same magnitude having a generally smaller effect, as small at aphelion as one half of the positive velocity's effect.

Table 4

PERTURBATION OF ARRIVAL TIME (YR) AT NEXT PERIHELION BY SEPARATION VELOCITY ACQUIRED IN FRAGMENTATION EVENT AS FUNCTION OF HELIOCENTRIC DISTANCE.

Distance from Sun ^a (AU)	Elapsed time ^b (yr)	Radial velocity		Transverse velocity	
		+1ms ⁻¹	-1ms ⁻¹	+1ms ⁻¹	-1ms ⁻¹
10	2.42	+3.6715	-3.6463	+0.0891	-0.0888
20	6.96	+2.5195	-2.5074	+0.0446	-0.0443
30	13.01	+1.9941	-1.9865	+0.0297	-0.0294
50	29.10	+1.4441	-1.4400	+0.0178	-0.0175
75	56.47	+1.0707	-1.0683	+0.0117	-0.0115
100	92.79	+0.8261	-0.8246	+0.0086	-0.0083
130	151.88	+0.6061	-0.6052	+0.0063	-0.0060
160	240.25	+0.4178	-0.4174	+0.0045	-0.0043
186.43	450.00	+0.1851	-0.1849	+0.0025	-0.0023
160	659.75	+0.0649	-0.0648	+0.0012	-0.0011
130	748.12	+0.0325	-0.0324	+0.0007	-0.0007
100	807.21	+0.0159	-0.0159	+0.0004	-0.0004
75	843.53	+0.0079	-0.0079	+0.0002	-0.0002
50	870.90	+0.0032	-0.0032	+0.0001	-0.0001
30	886.99	+0.0011	-0.0011	+0.0001	-0.0001
20	893.04	+0.0005	-0.0005	0.0000	0.0000
10	897.58	+0.0001	-0.0001	0.0000	0.0000

^a At the time of separation; aphelion is at 186.43 AU.^b Measured from previous perihelion for orbital period of 900 yr.

Table 5
PERTURBATIONS OF ARGUMENT OF PERIHELION (ω),
LONGITUDE OF ASCENDING NODE (Ω), AND INCLINATION (i)
BY NORMAL COMPONENT OF SEPARATION VELOCITY
ACQUIRED IN FRAGMENTATION EVENT AS FUNCTION
OF HELIOCENTRIC DISTANCE.

Distance from Sun ^a (AU)	Effect in ω		Effect in Ω		Effect in i	
	+1ms ⁻¹	-1ms ⁻¹	+1ms ⁻¹	-1ms ⁻¹	+1ms ⁻¹	-1ms ⁻¹
10	-0°25	+0°25	-0°31	+0°31	-0°03	+0°03
20	-0.50	+0.50	-0.62	+0.62	-0.06	+0.06
30	-0.75	+0.75	-0.92	+0.93	-0.09	+0.08
50	-1.25	+1.26	-1.54	+1.55	-0.14	+0.12
75	-1.87	+1.90	-2.31	+2.33	-0.21	+0.17
100	-2.49	+2.53	-3.07	+3.11	-0.29	+0.21
130	-3.23	+3.30	-3.99	+4.05	-0.38	+0.25
160	-3.97	+4.06	-4.90	+4.99	-0.48	+0.28
186.43	-4.61	+4.73	-5.69	+5.81	-0.56	+0.29
160	-3.98	+4.06	-4.91	+4.99	-0.45	+0.25
130	-3.24	+3.30	-4.00	+4.05	-0.35	+0.21
100	-2.50	+2.53	-3.08	+3.11	-0.25	+0.17
75	-1.88	+1.90	-2.32	+2.33	-0.18	+0.13
50	-1.26	+1.27	-1.55	+1.56	-0.11	+0.09
30	-0.76	+0.76	-0.93	+0.93	-0.06	+0.05
20	-0.50	+0.51	-0.62	+0.62	-0.04	+0.03
10	-0.25	+0.25	-0.31	+0.31	-0.02	+0.01

^a At the time of separation; aphelion is at 186.43 AU.

The perturbations of the three angular elements in Table 5 keep in the first approximation constant proportions at all heliocentric distances. At aphelion, for example, the $\omega:\Omega:i$ perturbation ratios are 0.81:1:(0.05-0.10), in excellent agreement, especially in $\omega:\Omega$, with the numbers for the bright dwarf sungrazers in Table 2. The ranges for ω and Ω suggest average differences between neighboring entries of about 0°3 and 0°4 in the two elements, respectively, which implies for the normal component values slightly below 0.1 m s⁻¹. At smaller heliocentric distances the values of V_N would be higher, but still below the magnitude of the radial component.

Finally, the perturbations of the perihelion distance for a fragment that broke off from its parent far from the Sun are dominated by the transverse component of the separation velocity, as shown in Table 6. The symmetry relative to aphelion is perfect, so only the preaphelion numbers are listed. On the other hand, the effect's symmetry due to a positive (in the general disrection of the orbital motion) versus a negative velocity is only approximate. There is no contribution from the radial component and

Table 6
PERTURBATION OF PERIHELION DISTANCE (R_\odot) BY TRANSVERSE
COMPONENT OF SEPARATION VELOCITY ACQUIRED IN
FRAGMENTATION EVENT AS FUNCTION
OF HELIOCENTRIC DISTANCE.

Distance from Sun (AU)	Transverse velocity		Distance from Sun ^a (AU)	Transverse velocity	
	+1 m s ⁻¹	-1 m s ⁻¹		+1 m s ⁻¹	-1 m s ⁻¹
10	+0.008	-0.008	100	+0.077	-0.075
20	+0.015	-0.015	130	+0.101	-0.097
30	+0.023	-0.023	160	+0.125	-0.119
50	+0.038	-0.038	186.43	+0.146	-0.138
75	+0.058	-0.057			

^a At the time of separation; aphelion is at 186.43 AU.

only a minor contribution, not exceeding 0.004 R_\odot per 1 m s⁻¹, from the normal component. It is noted that even a submeter-per-second separation velocity acquired during a *single* fragmentation event near aphelion can turn a fragment's sungrazing orbit with a perihelion distance of 1.1 R_\odot into an orbit that sinks below the surface of the photosphere.

The perihelion distances of the 18 bright dwarf sungrazers in Table 2 span in a generally increasing order — if SOHO-2062 is ignored — 0.24 R_\odot , equivalent to an average difference of $\sim 0.015 R_\odot$ between neighboring entries. From Table 6, this corresponds to a transverse component of the separation velocity of about 0.1 m s⁻¹ at aphelion, more at smaller heliocentric distances. Note that two objects in Table 2 do indeed have their perihelion distances smaller than 1 R_\odot .

The detection of systematic trends in the angular elements ω and Ω and in the perihelion distance indicates that the errors of observation in the data in Table 2 must be fairly low. For most entries we estimate them at not more than $\pm 0^\circ.1$ to $\pm 0^\circ.2$ in the angular elements and at most a few hundredths of the solar radius in the distance. The estimated angular uncertainty also explains why we have been unable to detect any obvious systematic trends in the inclination. In part because of extremely high orbital velocities, the time of perihelion passage is always determined very well, usually with an accuracy comparable to, or better than, 0.01 day.

To summarize up to this point, the discussion suggests that the orbital perturbations of fragments due to submeter- or meter-per-second separation velocities acquired during breakup events at large heliocentric distances are generally consistent with the systematic trends in the orbital elements in Table 2, supporting our hypothesis that the swarm of bright dwarf sungrazers peaking in 2010/2011 consisted of fragments of an originally common parent, which itself must have been a fragment of a precursor that also gave birth to comet C/1843 D1. This precursor could have been the celebrated comet X/1106 C1, as suggested by Sekanina & Chodas (2007). The arrival time of the swarm, about 168 years after the appearance of C/1843 D1, requires a relative separation velocity of only about 1 m s⁻¹ between the swarm's parent and the 19th-century sungrazer if they detached from X/1106 C1 right at perihelion, or somewhat greater than 1 m s⁻¹ if a little off the perihelion point, but in any case a velocity typical for separations of sungrazer fragments near perihelion (Sekanina & Chodas 2007). It is possible that C/1843 D1, the swarm's parent, and probably many additional sizable sungrazers had separated from X/1106 C1 as a single object, which became the subject of sudden or gradual fragmentation only during its liftoff through the precursor's atmosphere or later.

Because SOHO-2143 was clearly the brightest among the swarm's members (Table 1), it is plausible to deem this sungrazer the most massive fragment, located near the position that would have been occupied by the parent had it survived intact. The swarm's remaining objects are then products of one or more breakup events, in harmony with the conceptual paradigm of cascading fragmentation (Sekanina 2002, Sekanina & Chodas 2007). If the mechanism that accounts for the separation velocities causes them to prefer a certain direction — such as,

Table 7
EXAMPLE OF INTERPRETING ORBITAL DIFFERENCE BETWEEN TWO SWARM MEMBERS IN TERMS OF PERTURBATIONS ACQUIRED DURING SERIES OF SIX FRAGMENTATION EVENTS.^a

Fragmentation event	#1	#2	#3	#4	#5	#6	Sum	Difference
Time from previous perihelion (yr)	2.4	9.8	29.1	69.8	151.9	450.0	from	C/2006 A5
Heliocentric distance (AU)	10.0	25.0	50.0	85.0	130.0	186.43	the six	minus
Perturbations:							events	SOHO-2143
Arrival time at next perihelion (yr)	-2.32	-1.40	-0.91	-0.61	-0.38	-0.12	-5.74	-5.74
Argument of perihelion	-0°11	-0°26	-0°51	-0°86	-1°30	-1°85	-4°89	-5°00
Longitude of ascending node	-0°13	-0°31	-0°62	-1°05	-1°60	-2°28	-5°99	-6°08
Inclination	-0°01	-0°03	-0°05	-0°09	-0°15	-0°22	-0°55	-0°43
Perihelion distance (R_{\odot})	-0.005	-0.011	-0.023	-0.039	-0.059	-0.083	-0.220	-0.22

^a Best fit under adopted constraints requires that the separation velocity 0.96 m s^{-1} , with the components (in m s^{-1}): $V_R = -0.62$, $V_T = -0.61$, and $V_N = +0.40$. The orbital period is, as before, assumed to equal 900 years.

for example, the parent’s spin — the contributions from the individual fragmentation events to the total perturbation effect would simply add up in some direction in an inertial coordinate system, to which the introduced coordinate system is, due to the orbit’s extreme elongation, practically equivalent at any point far enough from perihelion. The task is now reduced to finding out whether it is at all possible to choose a limited number of, and appropriate locations for, the breakup events in which a swarm’s fragment could have been reasonably involved, such that the respective orbital difference from Table 2 is in each of the five elements matched closely enough by the sum of perturbations from these events.

There exists far too little information to derive the unique solution to this problem. We offer one example of greater than an average difficulty that serves to outline the issues involved and to illustrate the general ease of solution and the plausibility of the swarm’s fragmentation hypothesis. Let us consider the first entry in Table 2, comet C/2006 A5. It may or may not have been a member of the swarm, as the shape of the arrival-rate curve in Figure 2 is poorly defined in 2006. For the sake of illustrating our approach in a very challenging case, we assume that this was a member of the swarm. In concert with our objectives, we ask: Could the early arrival of C/2006 A5 and the deviation of its orbital elements from those of SOHO-2143 (a proxy for the parent) be explained by perturbations due to separation velocities acquired in a sequence of fragmentation events?

We notice from Table 2 that the sungrazer C/2006 A5 preceded SOHO-2143 by 5.74 years. This time difference is, if our scenario is valid, an integrated perturbation of the arrival time at next perihelion, that is, the sum of perturbations at ν fragmentation events in which this sungrazer was involved, either as part of a larger object in each of the first $\nu - 1$ events, or as a stand-alone fragment produced by the last, ν -th event.

To estimate the number of fragmentation events, we use a simple model, with the magnitude at maximum light (normalized, strictly, to 1 AU from Earth, but differing very little from the apparent magnitude in close proximity of the Sun) as a proxy for the initial mass, since both quantities were shown to have been tightly correlated (Sekanina 2003). For C/2006 A5 the magnitude at maximum light was 2.9 (Table 1); for the parent we approximate the lower limit to its peak brightness by that of SOHO-2143, that is, by magnitude -0.5 . The upper limit to the peak brightness of the original par-

ent is uncertain. The object may have been as bright as magnitude -2.1 (see above) or even brighter; we adopt, rather arbitrarily, magnitude -2.5 . If the parent and its fragments are assumed to have split, in each step of the process, into two parts of equal mass (50 percent of their common parent’s mass), the mass of any fragment after ν events is a $2^{-\nu}$ -th part of the original parent. Because the estimated initial mass of C/2006 A5 comes out on our assumptions to be between $10^{0.4 \times (2.9+0.5)} \simeq 23$ and $10^{0.4 \times (2.9+2.5)} \simeq 145$ times smaller than the original parent’s mass, we obtain a condition $4.5 < \nu < 7.2$. To the extent that this scenario applies, C/2006 A5 should have been involved in 5–7 fragmentation events during the 900 years, not counting the initial breakup of X/1106 C1 near perihelion.

In our example below, we deem C/2006 A5 a final product of six fragmentation events and require that the magnitude of the separation velocity acquired by it during each event not exceed 1 m s^{-1} . Since this sungrazer preceded SOHO-2143, the parent’s proxy, the radial component, which dominates the perturbations of the arrival time at next perihelion, must have been directed toward the Sun. We also require, rather arbitrarily, that the separation velocity vector not vary from event to event and that the last event have occurred at aphelion. With these constraints, all that needs to be chosen in Table 4 (or its expanded version) is six entries such that their sum is greater in absolute value than -5.74 years. One of many solutions that matches well the differences between the orbital elements of C/2006 A5 and SOHO-2143 in Table 2 is presented in Table 7.

The choice of the locations in orbit of the fragmentation events is, in the absence of any conditions that would constrain the fragment’s history, rather arbitrary. Whether the fragmentation events were a corollary of major thermal stresses that continued to ravage the body’s interior after perihelion (Sekanina & Chodas 2012) or more or less spontaneous, the example in Table 7 conforms to an expectation that they became gradually less frequent and eventually ceased. Other scenarios are of course possible, but postaphelion fragmentation is seen from Table 4 to match only differences of less than about 1 year or so in the arrival times at next perihelion, unless $|V_N| \gg 1 \text{ m s}^{-1}$ or the number of fragmentation events is extraordinarily large.

The separation velocity that fits the fragmentation sequence in Table 7 is 0.96 m s^{-1} per event, with the components $V_R = -0.62$, $V_T = -0.61$, and $V_N = +0.40$, all

in m s^{-1} . The perfect agreement between the perturbation sum and the orbital difference is to be expected for the arrival time and the perihelion distance, because the perturbations of these elements are dominated by a single component of the separation velocity, the radial and the transverse one, respectively. The agreement between the perturbation sums and the orbital differences in the three angular elements is another matter, because the perturbations of all three are dominated by the normal component of the separation velocity. Also, when the radial and transverse components exceed in magnitude the normal component, the contributions of the transverse velocity to the arrival-time perturbation and of the normal component to the perihelion-distance perturbation are not entirely negligible and they impact the balance of the result. The residuals in Table 7 of about $0^\circ.1$ in each of the three angular elements suggest that they are within the errors of observations, thus verifying in this way the plausibility of our perturbation scenario and the nature of the bright dwarf sungrazers in the swarm.

In the light of the compelling evidence that the swarm of bright dwarf sungrazers, observed in strongly elevated numbers around 2010/2011, consisted of fragments of a single parent, which shared orbits very similar to that of comet C/1843 D1 and were closely related to this spectacular object — as had been the majority of the SOLWIND and SMM sungrazers (Marsden 1989) — the remarkable coincidence in timing between the arrival of the swarm and the appearance of comet C/2011 W3 is found to be purely fortuitous.

The spikes in the arrival rate of faint SOHO/STEREO Kreutz minicomets, like that in mid-December 2010, appear to be due to objects directly associated with the swarm, representing a debris of its members that already fragmented. For the spikes' duration of several days, Table 4 suggests that this fragmentation could not have begun earlier than some 150 years ago at ~ 130 AU from the Sun after aphelion. When orbits of all SOHO/STEREO sungrazers from mid-2010 on are available, the validity of this part of our hypothesis should be verified.

The experience with the 2010/2011 swarm of bright dwarf sungrazers and comet C/2011 W3 shows that it is not advisable to employ suddenly increasing rates of SOHO/STEREO Kreutz sungrazers, especially brighter ones, as a token of an *imminent* (on a time scale of a year or so) arrival of a spectacular member of the Kreutz system. Although it would have worked in this case, a prediction of this kind — with no further supporting evidence — would in fact be merely a sign of wishful thinking and, in general, very risky. It appears that the process of cascading fragmentation, whose influence on the evolution of comets in general and of the Kreutz system in particular proves overwhelming, makes it virtually impossible to predict the arrival of a spectacular sungrazer on time scales of one year or less.

In evolutionary terms, the swarm of bright dwarf sungrazers provides useful information toward our understanding the Kreutz system's morphology, just as does C/2011 W3. They both represent warning signals that the expected new, 21st-century cluster of spectacular members of the Kreutz system is approaching. This alert is the only parallel link that we find in our effort to decode the meaning of the two remarkable, nearly-simultaneous events.

5. CONCLUSIONS

Our study of the population of the SOHO/STEREO Kreutz sungrazers and their rate of arrival in the years 2004–2013 offers the following conclusions on the Kreutz system and on the potential temporal relationship with comet C/2011 W3:

(1) In addition to its usual annual periodicity, caused by selection effects, the overall arrival-time distribution displays a number of prominent spikes, whose magnitude peaked approximately one year before the appearance of comet C/2011 W3, in December 2010.

(2) Comet C/2011 W3 arrived also about one year after the sharply elevated arrival rate of the SOHO/STEREO sungrazers brighter at maximum light than apparent magnitude 3, which are free from major selection effects. A polynomial fitted through a set of 18 objects of this swarm showed a peak rate of 4.6 per year centered on 2010.88, while a similar polynomial fitted to a subset of 13 sungrazers brighter at maximum light than apparent magnitude 2 indicated a peak rate of 4.3 per year centered on 2011.35, compared with a pre-2006 average rate of ~ 1 per year. The estimated uncertainty in the times of peak arrival rate is a few months.

(3) A potential physical correlation between comet C/2011 W3 and the elevated rate of the distribution of bright SOHO/STEREO sungrazers is contradicted by orbital evidence, which shows a great deal of similarity between the 18 objects and comet C/1843 D1, deviating from the orbit of C/2011 W3 by 10° or more in each of the three angular elements.

(4) The examined cumulative distribution of the arriving SOHO/STEREO sungrazers exhibits a series of flat segments or “flats”, relatively prolonged intervals of time (3–5 weeks) during which the arrival rate of the whole population of Kreutz minicomets was nil or extremely low; we refer to these as gaps.

(5) The temporal distribution of the flats is strongly nonuniform: no flat is located from the beginning of 2004 to mid-2006, while their rate is the highest and equal to 3 per year between mid-2006 and mid-2008; from mid-2009 to mid-2011 the rate is nearly constant at 2 per year.

(6) The number of flats appears to correlate with the arrival rate of SOHO/STEREO sungrazers brighter at maximum light than magnitude 3; this correlation appears counterintuitive in that there are no flats in a segment of the curve that is not populated by any bright dwarf sungrazer, while the temporal rate of flats peaks in a segment of the curve that is marked by the arrivals of three such sungrazers.

(7) This peculiar property is understood in the framework of cascading fragmentation, as gaps in the temporal distribution of subfragments are byproducts of relatively more sizable and cohesive parent fragments; their breakup generally leads to more nonuniform, cluster-like temporal arrangement of the ensuing subfragments.

(8) Overall, the results of this study vividly illustrate the immense morphological complexity of the Kreutz system. In connection with C/2011 W3 they not only show that no bright SOHO/STEREO sungrazer was moving in a similar orbit at least between 2004 and the end of 2012, but that even faint Kreutz minicomets in such orbits were exceptionally rare, a few close short-lived companions accompanying the comet notwithstanding.

(9) As a plausible interpretation of the contradictory evidence, we propose that another Lovejoy-sized sungrazer, moving in an orbit similar to that of C/1843 D1 but with the perihelion time close to that of C/2011 W3, continued to break up at large heliocentric distances; and that the swarm of bright dwarf sungrazers with their arrival rate peaking some time in late 2010 or early 2011 was the prime product of this fragmentation process.

(10) The prominently spike-like distribution of fainter SOHO/STEREO minicometes suggests that it contains a debris of additional bright dwarf sungrazers that also belongs to the swarm. This should still be verified when orbital data on the entire known population of SOHO/STEREO Kreutz objects become available.

(11) A decisive role of sheer chance in the timing of the appearance of comet C/2011 W3, on the one hand, and of the significantly elevated arrival rate of the population of SOHO/STEREO Kreutz minicometes and especially the swarm of bright dwarf sungrazers, on the other hand, is under the circumstances indisputable.

(12) A common origin of all members of the swarm is strongly corroborated by systematic trends in their orbital elements, with the exception of the inclination, which are understood in terms of orbital perturbations of fragments that separated in a cascading fashion from their original parent body at large heliocentric distances.

(13) Spikes in, and sharply elevated rates of, the temporal distribution of SOHO/STEREO Kreutz sungrazers, bright and faint alike, should not be mistaken for a token of an imminent (on a time scale of a year or so) arrival of a spectacular member of the Kreutz system. Because of an overwhelming effect of cascading fragmentation, it is practically impossible to predict the arrival of a major Kreutz sungrazer on such short time scales.

(14) We are convinced that the swarm of bright dwarf sungrazers with clumps of fainter ones, causing prominent spikes in the SOHO/STEREO temporal distribution of Kreutz minicometes, represents another warning signal that the expected 21st-century cluster of spectacular Kreutz comets is on its way to perihelion, to arrive during the coming decades. This alert is the only common link that we find between the recent nearly-simultaneous appearance of C/2011 W3 and the elevated arrival rates of the SOHO/STEREO Kreutz population.

This research was carried out in part at the Jet Propulsion Laboratory, California Institute of Technology, under contract with the National Aeronautics and Space Administration.

REFERENCES

- Brueckner, G. E., Howard, R. A., Koomen, M. J., et al. 1995, *Sol. Phys.*, 162, 357
 Green, D. W. E. 2011, *IAU Circ.* 9246
 Howard, R. A., Moses, J. D., Vourlidis, A., et al. 2008, *Space Sci. Rev.*, 136, 67
 Knight, M. M., A'Hearn, M. F., Biesecker, D. A., et al. 2010, *AJ*, 139, 926
 Kreutz, H. 1901, *Astron. Abh.*, 1, 1
 Marsden, B. G. 1967, *AJ*, 72, 1170
 Marsden, B. G. 1989, *AJ*, 98, 2306
 Sekanina, Z. 2002, *ApJ*, 566, 577
 Sekanina, Z. 2003, *ApJ*, 597, 1237
 Sekanina, Z., & Chodas, P. W. 2007, *ApJ*, 663, 657
 Sekanina, Z., & Chodas, P. W. 2008, *ApJ*, 687, 1415
 Sekanina, Z., & Chodas, P. W. 2012, *ApJ*, 757, 127 (33pp)

NOTES ADDED AFTER SUBMITTAL

Shortly after this paper was submitted for publication, an extensive series of orbital elements was published by W. J. Gray in MPEC 2013-Q11 or, alternatively, in MPC 84616–84626. This set includes the bright sungrazers SOHO-1932, SOHO-1948, and SOHO-1954 from Table 2. Their definitive designations have become, respectively, C/2010 U8, C/2010 V8, and C/2010 W2.

Gray's orbital summary also includes the elements for all 22 objects of the clump of fainter SOHO/STEREO sungrazers first detected between December 13 and 20, 2010. We hypothesized in Sec. 3 that this clump represents a likely debris of a yet another member of the swarm of bright dwarf sungrazers moving in orbits similar to that of comet C/1843 D1, with no direct relationship to C/2011 W3. The objects have the definitive designations C/2010 X11 through C/2010 X17 and C/2010 Y1 through C/2010 Y15. Their astrometric observations, now available as well, allow us to verify our hypothesis. For each sungrazer, Table A-1 provides the number of observations used, the coronagraphs employed, and the mean residuals from Gray's parabolic orbit and from the elliptical orbits for C/1843 D1 (Sekanina & Chodas 2008) and C/2011 W3 (Sekanina & Chodas 2012) in columns 2 through 6, respectively. The last column conveys our conclusion on the association of each object with the swarm of bright dwarf sungrazers.

A cursory glance through Gray's orbits for the 22 sungrazers suggests at once that four of them have the angular orbital elements that resemble those of C/1843 D1,

Table A-1

ORBITAL SIMILARITY FOR 22 MEMBERS OF DECEMBER 2010 CLUMP OF SOHO/STEREO KREUTZ SUNGRAZERS WITH 2010/2011 SWARM OF BRIGHT DWARF COMETS.

Object ^a	Number of used positions	Corona-graph(s) used	Mean residual from			Part of swarm?
			best fit ^b	C/1843 D1	C/2011 W3	
C/2010 X11	5	C2	±0'.05	±7'.41	±1'.14	No??
C/2010 X12	26	C2, C3	±0.46	±0.88	±10.01	Yes
C/2010 X13	9	C2	±0.29	±20.69	±28.93	Yes?
C/2010 X14 [*]	49	C2, C3	±0.69	±22.04	±35.17	Yes
C/2010 X15	17	C2, C3	±0.52	±7.79	±6.84	?
C/2010 X16 [*]	27	C2, C3	±0.47	±41.93	±53.90	Yes
C/2010 X17	18	C2, C3	±0.42	±0.79	±12.32	Yes
C/2010 Y1	11	C2	±0.27	±1.12	±11.03	Yes
C/2010 Y2	18	C2	±0.28	±19.86	±32.55	Yes
C/2010 Y3	24	C2, C3	±0.80	±1.89	±12.35	Yes
C/2010 Y4	12	C2	±0.40	±4.52	±8.73	Yes
C/2010 Y5	27	C2, C3	±0.62	±1.98	±14.65	Yes
C/2010 Y6	19	C2	±0.42	±4.56	±10.38	Yes
C/2010 Y7	27	C2, C3	±0.47	±29.38	±42.52	Yes
C/2010 Y8	16	C2	±0.41	±1.14	±14.40	Yes
C/2010 Y9	25	C3	±0.44	±12.14	±24.94	Yes
C/2010 Y10 [*]	188	C2, C3 ^c	±0.53	±8.32	±73.03	Yes
C/2010 Y11	19	C2, C3	±0.69	±10.90	±26.05	Yes
C/2010 Y12 [*]	16	C2	±0.19	±7.99	±9.19	Yes(?)
C/2010 Y13	14	C2	±0.28	±3.86	±13.69	Yes
C/2010 Y14	13	C2	±0.53	±8.14	±8.36	?
C/2010 Y15 [*]	59	C2, C3	±0.36	±5.80	±27.20	Yes

^a Objects with a star have angular orbital elements, as computed by Gray, rather strongly resembling those of C/1843 D1; the object with an asterisk has them somewhat similar.

^b Taken from <http://www.projectpluto.com/soho/soho.htm>.

^c Plus H11-A and H11-B.

including C/2010 Y10, by far the most extensively observed sungrazer among all 22. These are marked with a star in Table A-1. Another object, with the elements somewhat similar to those of C/1843 D1, is labeled with an asterisk.

Closer inspection of the mean residuals in columns 5 and 6 suggests that the paths of 18 objects, including the five just mentioned, are better, usually much better, fitted by the orbit of C/1843 D1. We believe that of these, the association with the swarm of bright dwarf sungrazers as a debris of its another member is well established for 16, but a little less so for C/2010 Y12, and that it is somewhat less compelling for C/2010 X13. Our slight hesitation (a parenthesized question mark) about C/2010 Y12 has to do with the nearly equally good fit by either reference orbit, but the doubts are largely offset by the fact that the elements of C/2010 Y12 show a great deal of correspondence with the elements of C/1843 D1. For C/2010 X13 the question mark is justified by the small number of used observations.

We have serious doubts about the relationship to the swarm of bright dwarf sungrazers only for three objects in Table A-1, namely, C/2010 X11, C/2010 X15, and C/2010 Y14. Information on the first object is based on only five observations, while other two show nearly equal mean residuals from the two reference orbits; there is thus very little evidence on which a conclusion could be predicated.

As a general comment on column 5 of Table A-1, the high mean residuals from the orbit of comet C/1843 D1 displayed by C/2010 X14, C/2010 X16, C/2010 Y2, and C/2010 Y7 are a product of these objects' perihelion distances appreciably exceeding that of C/1843 D1, and should not alarm the reader.

We conclude that up to 19 of the 22 objects, or over 80 percent, of the clump of faint Kreutz sungrazers detected in the period of December 13–20, 2010, were very probably a debris of a sizable member of the swarm of bright dwarf sungrazers, which fragmented long before it reached perihelion. The examined case may be the most obvious example of this stage of cascading fragmentation, but certainly not the only one.

Another unexpected development that occurred shortly after this paper's submittal was the discovery of two fairly bright SOHO sungrazers, SOHO-2571 on August 18 and SOHO-2574 on August 22, 2013. The first peaked at apparent magnitude 2.6 in C3. When it entered C2, it was fading rapidly. SOHO-2571 would show up in Figure 1 above and slightly to the right of SOHO-2505 in the upper curve but it would be absent from the lower curve.

Table A-2

PARABOLIC ORBIT OF COMET SOHO-2571 (Eq. J2000.0).

t_π	2013 Aug. 20.1176 ET	ω	$76^\circ.798 \pm 0^\circ.050$	L_π	$282^\circ.507$
	± 0.0001	Ω	$356^\circ.277 \pm 0^\circ.044$	B_π	$+35^\circ.200$
q	$1.290 \pm 0.002 R_\odot$	i	$143^\circ.695 \pm 0^\circ.006$		175 obs.

The orbits for both comets were computed by the second author from C3 and COR2-A images that he measured and reduced. The elements for SOHO-2571 in Table A-2 show that this object does not belong to the swarm whose members' orbits are in Table 2. The monitoring of the arrival rate of bright dwarf sungrazers in the coming years will determine whether this comet is a "wanderer" (like bright SOHO sungrazers before 2004) or the first member of a new swarm. From the elements, this sungrazer looks like a "hybrid" coming from a protofragment whose orbit was between those of C/1843 D1 and the precursor to C/1882 R1 and C/1965 S1 (Ikeya-Seki).

Table A-3

PARABOLIC ORBIT OF COMET SOHO-2574 (Eq. J2000.0).

t_π	2013 Aug. 23.7201 ET	ω	$85^\circ.817 \pm 0^\circ.08$	L_π	$282^\circ.483$
	± 0.0005	Ω	$7^\circ.356 \pm 0^\circ.07$	B_π	$+35^\circ.289$
q	$1.123 \pm 0.003 R_\odot$	i	$144^\circ.603 \pm 0^\circ.017$		114 obs.

SOHO-2574 never attained apparent magnitude 3. It peaked at about 3.8 in C3 and from the standpoint of its brightness it is outside the scope of this paper. Interestingly, however, this comet's orbit resembles, as is apparent from Table A-3, the orbits of the swarm's sungrazers in Table 2 and it probably represents an outlying, less bright member of that group.