

# A unifying perspective: the relaxed linear micromorphic continuum

Patrizio Neff\* and Ionel-Dumitrel Ghiba<sup>†</sup> and  
Angela Madeo<sup>‡</sup> and Luca Placidi<sup>§</sup> and Giuseppe Rosi<sup>¶</sup>

“Das also war des Pudels Kern.”, *Faust I*, J.W. v. Goethe

## Abstract

We formulate a relaxed linear elastic micromorphic continuum model with symmetric Cauchy force-stresses and curvature contribution depending only on the micro-dislocation tensor. Our relaxed model is still able to fully describe rotation of the microstructure and to predict non-polar size-effects. It is intended for the homogenized description of highly heterogeneous, but non polar materials with microstructure liable to slip and fracture. In contrast to classical linear micromorphic models our free energy is not uniformly pointwise positive definite in the control of the independent constitutive variables. The new relaxed micromorphic model supports well-posedness results for the dynamic and static case. There, decisive use is made of new coercive inequalities recently proved by Neff, Pauly and Witsch and by Bauer, Neff, Pauly and Starke. The new relaxed micromorphic formulation can be related to dislocation dynamics, gradient plasticity and seismic processes of earthquakes. It unifies and simplifies the understanding of the linear micromorphic models.

**Key words:** micromorphic elasticity, symmetric Cauchy stresses, dynamic problem, dislocation dynamics, gradient plasticity, symmetric micromorphic model, dislocation energy, earthquake processes, generalized continua, non-polar material, microstructure, micro-elasticity, size effects, fracture, non-smooth solutions, gradient elasticity, strain gradient elasticity, couple stresses, Cosserat couple modulus, wave propagation, band gaps.

---

\*Patrizio Neff, Head of Lehrstuhl für Nichtlineare Analysis und Modellierung, Fakultät für Mathematik, Universität Duisburg-Essen, Campus Essen, Thea-Leymann Str. 9, 45127 Essen, Germany, email: patrizio.neff@uni-due.de

<sup>†</sup>Ionel-Dumitrel Ghiba, Lehrstuhl für Nichtlineare Analysis und Modellierung, Fakultät für Mathematik, Universität Duisburg-Essen, Campus Essen, Thea-Leymann Str. 9, 45127 Essen, Germany; Alexandru Ioan Cuza University of Iași, Department of Mathematics, Blvd. Carol I, no. 11, 700506 Iași, Romania; Octav Mayer Institute of Mathematics of the Romanian Academy, Iași Branch, 700505 Iași; and Institute of Solid Mechanics, Romanian Academy, 010141 Bucharest, Romania, email: dumitrel.ghiba@uaic.ro

<sup>‡</sup>Angela Madeo, Laboratoire de Génie Civil et Ingénierie Environnementale, Université de Lyon-INSA, Bâtiment Coulomb, 69621 Villeurbanne Cedex, France; and International Center M&MOCS “Mathematics and Mechanics of Complex Systems”, Palazzo Caetani, Cisterna di Latina, Italy, email: angela.madeo@insa-lyon.fr

<sup>§</sup>Luca Placidi: Università Telematica Internazionale Uninettuno, Corso V. Emanuele II 39, 00186 Roma, Italy; and International Center M&MOCS “Mathematics and Mechanics of Complex Systems”, Palazzo Caetani, Cisterna di Latina, Italy, email: luca.placidi@uninettunouniversity.net

<sup>¶</sup>Giuseppe Rosi: Laboratoire Modélisation Multi-Echelle, MSME UMR 8208 CNRS, Université Paris-Est, 61 Avenue du General de Gaulle, Creteil Cedex 94010, France; and International Center M&MOCS, University of L’Aquila, Palazzo Caetani, Cisterna di Latina, Italy, email: giuseppe.rosi@uniroma1.it

# Contents

<b>1</b>	<b>Introduction</b>	<b>2</b>
1.1	Motivation . . . . .	2
1.2	Historical perspective . . . . .	4
1.3	Approach in this work . . . . .	5
1.4	Notation . . . . .	6
<b>2</b>	<b>Formulation of the problem. Preliminaries</b>	<b>7</b>
2.1	Eringen’s linear asymmetric micromorphic elastodynamics revisited . . . . .	7
2.2	The relaxed micromorphic continuum model . . . . .	10
2.3	Mathematical analysis . . . . .	14
<b>3</b>	<b>Another further relaxed problem</b>	<b>15</b>
3.1	Formulation of the problem . . . . .	15
3.2	Mathematical analysis . . . . .	15
<b>4</b>	<b>New and/or existing relaxed models</b>	<b>16</b>
4.1	Kröner’s view . . . . .	16
4.2	Forest’s approach . . . . .	18
4.3	The asymmetric isotropic Eringen-Claus model for dislocation dynamics . . . . .	20
4.4	The linear isotropic Cosserat model in terms of the dislocation density tensor . . . . .	21
4.5	Lazar’s translational gauge theory of dislocations . . . . .	24
4.6	The symmetric earthquake structure model of Teisseyre . . . . .	25
4.7	The asymmetric microstretch model in dislocation format . . . . .	29
4.8	The microvoids model in dislocation format . . . . .	31
4.9	A glimpse on the isotropic strain gradient model . . . . .	32
<b>5</b>	<b>Conclusion</b>	<b>33</b>
<b>6</b>	<b>Outlook</b>	<b>34</b>
	<b>References</b>	<b>38</b>
<b>A</b>	<b>Some useful identities</b>	<b>47</b>

## 1 Introduction

### 1.1 Motivation

Microstructural motions are observed to produce new effects that cannot be accounted for by classical translatory degrees of freedom (dof) used to formulate conventional theories. For instance, plane waves in an unbounded elastic medium propagate without dispersion, i.e. the wave speed is independent of the frequency. However, experiments with real solids disclose dispersive wave propagation. In order to incorporate the microstructure of the matter into the classical theory, generalized continuum models may be used. Among the various extended continuum theories we mention the higher gradient elasticity theories [108, 110, 131, 82, 3] and micromorphic models [47, 119, 101, 100, 99, 159].

General continuum models involving independent rotations have been introduced by the Cosserat brothers [34] at the beginning of the last century. A material point carrying three deformable directors introduces nine extra degrees of freedom besides the translational degrees of freedom from the classical theory. Many developments have been reported since the seminal work of the Cosserat brothers. The derived generalized theories are called polar, micropolar, micro-elastic, micromorphic, Cosserat, multipolar, oriented, complex, etc., according to the specifically considered kinematical variables and to the choice of the set of constitutive variables. All materials, whether natural or synthetic, possess microstructures if one considers sufficiently small scales. Viewed first as a formal theoretical investigation, the micromorphic models (12 dof) derived by Eringen and

Suhubi [49], Mindlin [111, 106, 107, 109] and Toupin [164, 165] are justified recently as more realistic continuum models based on molecular dynamics and ensemble averaging [26, 27, 96, 168, 171].

A large class of engineering materials, porous solids with deformable grains and pores, composites, polymers with deformable molecules, crystals, solids with microcracks, dislocations and disclinations [105, 8], and biological tissues like “bones and muscles” may be modeled more realistically by means of the theory of micromorphic materials. This is the reason why micromorphic mechanics is a dynamic field of research both from a theoretical and practical point of view.

Considerations of the format of balance laws in geometrically nonlinear micromorphic elasticity have been undertaken in [24, 100, 25, 36, 170]. The only known existence results for the static geometrically nonlinear formulation are due to Neff [121] and to Mariano and Modica [100]. In fact, Mariano and Modica [94] treat general microstructures described by manifold-valued variables, even if they discuss essentially what is called by Neff in [121] macro-stability (two other cases are treated in [121], one leads to fractures - a situation excluded in [100] - the other is left open). When the energy analyzed by Mariano and Modica is reduced to micromorphic materials in the splitted version considered by Neff [100], their coercivity assumptions result are more stringent than Neff’s ones (the blow up of the determinant of  $\det F$  a part), so they restrict the material response. However, the direct comparison of the two existence results is not completely straightforward. As for the numerical implementation, see [101] and the development in [83]. In [83] the original problem is decoupled into two separate problems. Corresponding domain-decomposition techniques for the subproblem related to balance of forces are investigated in [83]. The size effects involved in a natural way in the micromorphic models (see e.g. [156]) have recently received much attention in conjunction with nano-devices and foam-like structures. A geometrically nonlinear generalized continuum of micromorphic type in the sense of Eringen for the phenomenological description of metallic foams is given by Neff and Forest [127]. Moreover, in [127] the authors proved the existence of minimizers and they identified the relevant effective material parameters.

A comparison of the geometrically nonlinear elastic micromorphic theories with affine microstructure with the intrinsically linear models of Mindlin and Eringen is given in [119, 127]. In the present paper, a useful decomposition (*mixed variant*) of the constitutive choice for the strain energy density is presented for the *classical* linear-elastic micromorphic media of Mindlin-Eringen type. This decomposition allows to individuate, in the isotropic case, a unique parameter  $\mu_c$  (called *Cosserat couple modulus*) which governs the asymmetry of the force stresses and which is strongly related to penalty formulations without intrinsic physical significance. This parameter is not included in the *relaxed model* we introduce in the second part of the present paper. In the following, we refer to the classical micromorphic model, relaxed model etc. according to the following understanding

- **classical:** Dirichlet boundary condition for  $P$ , the energy density is similar to

$$\mu_e \|\text{sym}(\nabla u - P)\|^2 + \boxed{\mu_c \|\text{skew}(\nabla u - P)\|^2} + \mu_h \|\text{sym} P\|^2 + \boxed{\|\nabla P\|^2};$$

- **relaxed:** tangential boundary condition for  $P$ , the energy density is similar to

$$\mu_e \|\text{sym}(\nabla u - P)\|^2 + \mu_h \|\text{sym} P\|^2 + \boxed{\|\text{Curl} P\|^2};$$

- **mixed variant:** tangential boundary condition for  $P$ , the energy density is similar to

$$\mu_e \|\text{sym}(\nabla u - P)\|^2 + \boxed{\mu_c \|\text{skew}(\nabla u - P)\|^2} + \mu_h \|\text{sym} P\|^2 + \boxed{\|\text{Curl} P\|^2},$$

where  $u$  is the displacement and  $P$  is the micro-distortion. The precise definitions will be given in the Subsections 2.1 and 2.2.

In contrast to the Mindlin and Eringen models, we avoid the presence of the only one parameter in the force stress response which can not be directly related to simple experiments. However, the presence of the parameter  $\mu_c$  may be necessary to completely describe the mechanical behavior of artificial metamaterials in which strong contrasts of the elastic properties are present at the microscopic level. This necessity is evident when studying e.g. phononic crystals which are especially designed to exhibit frequency band-gaps. This means that such metamaterials are conceived to block wave propagation in precise frequency ranges. As far as standard heterogeneous materials (natural and artificial) are concerned, our reduced model with symmetric stress is sufficient to fully describe their mechanical behavior. The new well-posedness results for the relaxed model include the well-posedness results for the classical model.

## 1.2 Historical perspective

The capability of continuum theories to describe the time evolution and the deformation of the micro-structure of complex mechanical systems was recognized in the very first formulations of continuum mechanics (see the pioneering work by Piola [148]). Piola was led by stringent physical considerations to consider gradients of displacement field higher than the first as needed independent variables in the constitutive equation for the deformation energy of continuous media (for a modern presentation of this subject see e.g. [42, 157, 41, 131, 159]).

However, more or less in the same period in which Piola was producing his papers, Cauchy and Poisson managed to determine a very elegant and effective format for continuum mechanics in which:

- i) the only kinematical descriptor is the displacement from a reference configuration,
- ii) the crucial conceptual tool is the *symmetric Cauchy force stress tensor*  $\sigma = \mathbb{C}\varepsilon$  which is constitutively related only to the symmetrized gradient of displacement  $\varepsilon = \text{sym } \nabla u$ ,
- iii) the crucial postulates are those concerning balance of mass, linear and angular momentum and (eventually) energy.

The Cauchy and Poisson format is very effective to describe the mechanical behavior of a very wide class of natural and also artificial materials. Nevertheless, when considering materials with well-organized microstructures subjected to particular loads and/or boundary conditions, a Cauchy continuum theory may fail to give accurate results. This is the case for some engineering materials showing high contrast of material properties (see e.g. [144, 21, 51]) or for some natural materials which show highly heterogeneous hierarchical microstructures (see e.g. [22]). In all these cases, the introduction of more sophisticated models becomes mandatory if one wants to catch all features of the mechanical behavior of such complex materials.

About fifty years later, Piola's ideas were developed by the Cosserat brothers, who were among the first authors who complemented the standard kinematics constituted by a placement field with additional independent kinematical fields. In their case, these suitable fields are given by rigid rotations of the microstructure with respect to the macroscopic continuum displacement. This introduces three additional dof into the theory. Cosserat contributions [34] were underestimated for another fifty years and only starting from 1960 a group constituted by relevant scientific personalities as Mindlin<sup>1</sup> [110, 107, 108], Green and Rivlin [70, 72, 69, 71], Toupin [164, 165], Eringen [47, 49, 50] and Germain [61, 62] managed to establish (with still some resistances) the formal validity of Cosserat's point of view.

Actually, the Cosserat's approach must be further generalized as not only micro-rotations should be included in a macroscopic modelling picture, but also micro-stretches, micro-strains, micro-shear or concentrated micro-distortions. This can be done by introducing the so-called micro-structured or micromorphic continuum models, which are suitably formulated by means of a postulation process based on the principle of least action (see e.g. [4]) or on the principle of virtual works (see the beautiful works [84, 102, 105, 104, 170, 25]) even if later on the alternative postulation procedure based on "generalized balance laws" has been also attempted (see [47, 49, 50]).

Indeed, as already remarked in [148], when starting from a discrete system characterized by a micro-structure spanning several length scales and strong contrast of the elastic properties it is rather unlikely to get as a suitable macroscopic model the simple standard Cauchy continuum. Whether the force stresses remain symmetric in such homogenization procedure is open [11, 144].

In addition, the evolution of non purely mechanical phenomena can be described within the framework of micromorphic continua theory: in this context we refer for instance to those observed in nematic liquid crystals (see e.g. [166]) where also electromagnetic descriptors need to be introduced to characterize completely the kinematics of the system. In such a case we speak of polar materials in which the force stress may clearly become non-symmetric.

It has to be explicitly remarked that Piola's and Cosserat's models can be reconciled by means of the introduction of suitable "internal constraints" and "Lagrange multipliers" as clearly stated e.g. in [19]. Actually one can get Piola's deformation energies depending on higher gradients of displacement as a limit of many different (and physically non-equivalent) more detailed micromorphic models. If in the classical micromorphic model, in the formal limits, we assume e.g. that the coefficients  $\widehat{\mathbb{C}} \rightarrow \infty$  then this leads to the free energy (2.10) for the gradient elasticity model [129, 131]. On the other hand, we can always relax Piola's gradient material into suitable micromorphic models.

---

<sup>1</sup>R.D. Mindlin, 17.09.1906–22.11.1987, abandoned microstructure theory when he found that the systems did not mirror physical reality if compared with the ionic lattice theory.

### 1.3 Approach in this work

In the present paper we re-investigate the general micromorphic model with a focus on heterogeneous, but non-polar materials. More particularly, we start by recalling the classical Mindlin-Eringen model for micromorphic media with intrinsically non-symmetric force stresses. As our contribution, we propose a relaxed linear micromorphic model with symmetric Cauchy force stresses and curvature response only due to dislocation energy, and we formulate the initial–boundary value problems. We prove that this new model is still well-posed [66], i.e. we study the continuous dependence of solution with respect to the initial data and supply terms and existence and uniqueness of the solution. The main point in establishing the existence, uniqueness and continuous dependence results [66] is represented by the new coercive inequalities recently proved by Neff, Pauly and Witsch [135, 136, 137] and by Bauer, Neff, Pauly and Starke [7, 5, 6] (see also [66, 88]).

This relaxed formulation of micromorphic elasticity has some similarities to recently studied models of gradient plasticity [45, 126, 139, 140, 33]. Indeed, in the static case, the micromorphic relaxed minimization problem has the same stored elastic energy. In gradient plasticity, however, the plastic distortion/micromorphic distortion is determined not by energy minimization, but instead by a flow rule. Our new approach, in sharp contrast to classical micromorphic models, features a symmetric force stress tensor, which we call Cauchy stress. Teisseyre [161, 162] in his model for the description of seismic wave propagation phenomena [44, 117, 118] also used a symmetric force stress tensor. In fact, Teisseyre’s model is a fully symmetric model and it is a particular case of the dislocation dynamics theory proposed by Eringen and Claus [31, 48, 32], where the relative force-stress is considered to be non-symmetric. The model of Eringen and Claus [31, 48, 32] contains the linear Cosserat model [120, 128, 81, 130] with asymmetric force stresses upon suitable restriction. This is a situation we avoid in the proposed relaxed micromorphic approach (see in Subsection 4.1 the motivation given by Kröner for symmetric force stresses in dislocation dynamics). In fact, it turns out (to our surprise) that our relaxed model is the Eringen-Claus model [31, 48, 32], albeit with symmetric Cauchy stresses and absent mixed coupling terms. In Section 4 we disclose the relation of our new relaxed model to the existing models in more detail. Our critical remarks concerning the linear Cosserat model leave open the possible usefulness of a geometrically nonlinear Cosserat model [120, 115] with symmetric Cauchy stresses. In contrast with the models considered until now, our free energy of the relaxed model is *not uniformly pointwise positive definite* in the control of the constitutive variables.

The proposed relaxed micromorphic model with symmetric force-stress may be thought to fully describe the mechanical behaviour of a great variety of natural and artificial microscopically heterogeneous materials. Granular assemblies are also a field of application of micromorphic models. The possible non-symmetry of the force stress tensor in such models has been discussed e.g. in [68] and it is proved that in the absence of intergranular contact moments the grain rotation makes no direct contribution to quasi-static contact work, and that the widely accepted formula based on volume averaging yields a symmetric Cauchy stress. On the other hand, we are aware of the possible usefulness of Cosserat model for what concerns the modeling of artificial engineering metamaterials with strong contrast at the microscopic level. The results established in our paper can be extended to theories which include electromagnetic and thermal interactions [60, 59, 73, 103]. For isotropic materials, the models presented in this paper involve only a reduced number of constitutive parameters. This fact will allow us to find exact solutions for wave propagation problems using analog methods as in [80, 30, 28, 29] and we may also compare the analytical solutions with experiments in order to identify the fewer relaxed constitutive coefficients.

It is known since the pioneering works of Mindlin [107] that two types of waves can propagate in a micromorphic continuum: *acoustic waves*, i.e. waves for which the frequency vanishes for vanishing wavenumbers (wavelength which tends to infinity), and *optic waves*, i.e. waves which have non-vanishing, finite frequency corresponding to vanishing wavenumbers (space independent oscillations). It can be shown that, for particular frequency ranges, also a third type of waves may exist in our relaxed micromorphic media, namely so-called *standing waves*, i.e. waves which do not propagate inside the medium but keep oscillating in a given region of space. These waves are impossible in the classical micromorphic model. Wave propagation in the considered relaxed micromorphic model and the precise effect of the considered elastic parameters will be carefully studied in a forthcoming paper to show the interest of using our model to proceed towards innovative technological applications. The paper [154] gives a rich reference list on the wave propagation in second-gradient materials and on generalized media, in general. Moreover, we will deal with the static model and consider the elliptic regularity question. The numerical treatment of our new model needs FEM-discretisations in  $H(\text{curl}; \Omega)$ , see [67]. This will be left for future work.

## 1.4 Notation

For  $a, b \in \mathbb{R}^3$  we let  $\langle a, b \rangle_{\mathbb{R}^3}$  denote the scalar product on  $\mathbb{R}^3$  with associated vector norm  $\|a\|_{\mathbb{R}^3}^2 = \langle a, a \rangle_{\mathbb{R}^3}$ . We denote by  $\mathbb{R}^{3 \times 3}$  the set of real  $3 \times 3$  second order tensors, written with capital letters. The standard Euclidean scalar product on  $\mathbb{R}^{3 \times 3}$  is given by  $\langle X, Y \rangle_{\mathbb{R}^{3 \times 3}} = \text{tr}(XY^T)$ , and thus the Frobenius tensor norm is  $\|X\|^2 = \langle X, X \rangle_{\mathbb{R}^{3 \times 3}}$ . In the following we omit the index  $\mathbb{R}^3, \mathbb{R}^{3 \times 3}$ . The identity tensor on  $\mathbb{R}^{3 \times 3}$  will be denoted by  $\mathbb{1}$ , so that  $\text{tr}(X) = \langle X, \mathbb{1} \rangle$ . We let  $\text{Sym}$  denote the set of symmetric tensors. We adopt the usual abbreviations of Lie-algebra theory, i.e.,  $\mathfrak{so}(3) := \{X \in \mathbb{R}^{3 \times 3} \mid X^T = -X\}$  is the Lie-algebra of skew symmetric tensors and  $\mathfrak{sl}(3) := \{X \in \mathbb{R}^{3 \times 3} \mid \text{tr}(X) = 0\}$  is the Lie-algebra of traceless tensors. For all vectors  $\xi, \eta \in \mathbb{R}^3$  we have the tensor product  $(\xi \otimes \eta)_{ij} = \xi_i \eta_j$  and  $\epsilon_{ijk}$  is the Levi-Civita symbol, also called the permutation symbol or antisymmetric symbol, given by

$$\epsilon_{ijk} = \begin{cases} 1 & \text{if } (i, j, k) \text{ is an even permutation of } (1, 2, 3) \\ -1 & \text{if } (i, j, k) \text{ is an odd permutation of } (1, 2, 3) \\ 0 & \text{otherwise.} \end{cases} \quad (1.1)$$

For all  $X \in \mathbb{R}^{3 \times 3}$  we set  $\text{sym } X = \frac{1}{2}(X^T + X) \in \text{Sym}$ , skew  $X = \frac{1}{2}(X - X^T) \in \mathfrak{so}(3)$  and the deviatoric part  $\text{dev } X = X - \frac{1}{3} \text{tr } X \mathbb{1} \in \mathfrak{sl}(3)$  and we have the *orthogonal Cartan-decomposition of the Lie-algebra*  $\mathfrak{gl}(3)$

$$\begin{aligned} \mathfrak{gl}(3) &= \{\mathfrak{sl}(3) \cap \text{Sym}(3)\} \oplus \mathfrak{so}(3) \oplus \mathbb{R} \cdot \mathbb{1}, \\ X &= \text{dev } \text{sym } X + \text{skew } X + \frac{1}{3} \text{tr}(X) \cdot \mathbb{1}. \end{aligned} \quad (1.2)$$

By  $C_0^\infty(\Omega)$  we denote infinitely differentiable functions with compact support in  $\Omega$ . We employ the standard notation of Sobolev spaces, i.e.  $L^2(\Omega), H^{1,2}(\Omega), H_0^{1,2}(\Omega)$ , which we use indifferently for scalar-valued functions as well as for vector-valued and tensor-valued functions. Throughout this paper (when we do not specify else) Latin subscripts take the values 1, 2, 3. Typical conventions for differential operations are implied such as comma followed by a subscript to denote the partial derivative with respect to the corresponding cartesian coordinate, while  $t$  after a comma denotes the partial derivative with respect to the time. The usual Lebesgue spaces of square integrable functions, vector or tensor fields on  $\Omega$  with values in  $\mathbb{R}, \mathbb{R}^3$  or  $\mathbb{R}^{3 \times 3}$ , respectively will be denoted by  $L^2(\Omega)$ . Moreover, we introduce the standard Sobolev spaces [1, 67, 97]

$$\begin{aligned} H^1(\Omega) &= \{u \in L^2(\Omega) \mid \text{grad } u \in L^2(\Omega)\}, \quad \text{grad} = \nabla, \\ \|u\|_{H^1(\Omega)}^2 &:= \|u\|_{L^2(\Omega)}^2 + \|\text{grad } u\|_{L^2(\Omega)}^2, \\ H(\text{curl}; \Omega) &= \{v \in L^2(\Omega) \mid \text{curl } v \in L^2(\Omega)\}, \quad \text{curl} = \nabla \times, \\ \|v\|_{H(\text{curl}; \Omega)}^2 &:= \|v\|_{L^2(\Omega)}^2 + \|\text{curl } v\|_{L^2(\Omega)}^2, \\ H(\text{div}; \Omega) &= \{v \in L^2(\Omega) \mid \text{div } v \in L^2(\Omega)\}, \quad \text{div} = \nabla \cdot, \\ \|v\|_{H(\text{div}; \Omega)}^2 &:= \|v\|_{L^2(\Omega)}^2 + \|\text{div } v\|_{L^2(\Omega)}^2, \end{aligned} \quad (1.3)$$

of functions  $u$  or vector fields  $v$ , respectively.

Furthermore, we introduce their closed subspaces  $H_0^1(\Omega)$ , and  $H_0(\text{curl}; \Omega)$  as completion under the respective graph norms of the scalar valued space  $C_0^\infty(\Omega)$ , the set of smooth functions with compact support in  $\Omega$ . Roughly speaking,  $H_0^1(\Omega)$  is the subspace of functions  $u \in H^1(\Omega)$  which are zero on  $\partial\Omega$ , while  $H_0(\text{curl}; \Omega)$  is the subspace of vectors  $v \in H(\text{curl}; \Omega)$  which are normal at  $\partial\Omega$  (see [135, 136, 137]). For vector fields  $v$  with components in  $H^1(\Omega)$  and tensor fields  $P$  with rows in  $H(\text{curl}; \Omega)$ , resp.  $H(\text{div}; \Omega)$ , i.e.,

$$v = \begin{pmatrix} v_1 \\ v_2 \\ v_3 \end{pmatrix}, \quad v_i \in H^1(\Omega), \quad P = \begin{pmatrix} P_1^T \\ P_2^T \\ P_3^T \end{pmatrix} \quad P_i \in H(\text{curl}; \Omega) \quad \text{resp.} \quad P_i \in H(\text{div}; \Omega) \quad (1.4)$$

we define

$$\text{Grad } v = \begin{pmatrix} \text{grad}^T v_1 \\ \text{grad}^T v_2 \\ \text{grad}^T v_3 \end{pmatrix}, \quad \text{Curl } P = \begin{pmatrix} \text{curl}^T P_1 \\ \text{curl}^T P_2 \\ \text{curl}^T P_3 \end{pmatrix}, \quad \text{Div } P = \begin{pmatrix} \text{div } P_1 \\ \text{div } P_2 \\ \text{div } P_3 \end{pmatrix}. \quad (1.5)$$

We note that  $v$  is a vector field, whereas  $P$ ,  $\text{Curl} P$  and  $\text{Grad} v$  are second order tensor fields. The corresponding Sobolev spaces will be denoted by

$$\mathbb{H}(\text{Grad}; \Omega) \quad \text{and} \quad \mathbb{H}(\text{Curl}; \Omega). \quad (1.6)$$

Furthermore, if  $T$  is a third order tensor then we define

$$\text{Div} T := (\text{Div} T_1, \text{Div} T_2, \text{Div} T_3)^T, \quad (1.7)$$

where  $T_k = (T_{ijk}) \in \mathbb{R}^{3 \times 3}$  are second order tensors. We recall that if  $\mathbb{C}$  is a fourth order tensor and  $X \in \mathbb{R}^{3 \times 3}$ , then  $\mathbb{C}.X \in \mathbb{R}^{3 \times 3}$  with the components

$$(\mathbb{C}.X)_{ij} = \sum_{k=1}^3 \sum_{l=1}^3 \mathbb{C}_{ijkl} X_{kl}, \quad (1.8)$$

and  $\mathbb{C}^T.X \in \mathbb{R}^{3 \times 3}$  with the components

$$(\mathbb{C}^T.X)_{kl} = \sum_{i=1}^3 \sum_{j=1}^3 \mathbb{C}_{ijkl} X_{ij}. \quad (1.9)$$

If  $\mathbb{G}$  is a fifth order tensor and  $\mathbb{L}$  a sixth order tensor, then

$$\mathbb{G}.Y \in \mathbb{R}^{3 \times 3 \times 3} \quad \text{for all } Y \in \mathbb{R}^{3 \times 3}, \quad (\mathbb{G}.Y)_{ijk} = \sum_{m=1}^3 \sum_{n=1}^3 \mathbb{G}_{mniijk} X_{mn}, \quad (1.10)$$

and

$$\mathbb{L}.Z \in \mathbb{R}^{3 \times 3 \times 3} \quad \text{for all } Z \in \mathbb{R}^{3 \times 3 \times 3}, \quad (\mathbb{L}.Z)_{ijk} = \sum_{m=1}^3 \sum_{n=1}^3 \sum_{p=1}^3 \mathbb{L}_{ijkmnp} Z_{mnp}. \quad (1.11)$$

## 2 Formulation of the problem. Preliminaries

We consider a micromorphic continuum which occupies a bounded domain  $\Omega$  and is bounded by the piecewise smooth surface  $\partial\Omega$ . Let  $T > 0$  be a given time. The motion of the body is referred to a fixed system of rectangular Cartesian axes  $Ox_i$ , ( $i = 1, 2, 3$ ).

### 2.1 Eringen's linear asymmetric micromorphic elastodynamics revisited

In this subsection, we present the initial-boundary value problem of the linear asymmetric micromorphic theory introduced by Eringen [47], which is basically identical to Mindlin's theory of elasticity with microstructure [107]. The micro-distortion (plastic distortion)  $P = (P_{ij}) : \Omega \times [0, T] \rightarrow \mathbb{R}^{3 \times 3}$  describes the substructure of the material which can rotate, stretch, shear and shrink, while  $u = (u_i) : \Omega \times [0, T] \rightarrow \mathbb{R}^3$  is the displacement of the macroscopic material points. In this dynamic micromorphic theory, the basic equations in strong form consist of the equations of motion

$$\begin{aligned} \rho u_{,tt} &= \text{Div} \hat{\sigma} + f, \\ \rho I.P_{,tt} &= \text{Div} \hat{m} + \hat{\sigma} - s + M, \quad \text{in } \Omega \times [0, T], \end{aligned} \quad (2.1)$$

the constitutive equations

$$\begin{aligned} \hat{\sigma} &= \hat{\mathbb{C}}.e + \hat{\mathbb{E}}.\varepsilon_p + \hat{\mathbb{F}}.\gamma, \\ s &= \hat{\mathbb{E}}^T.e + \mathbb{H}.\varepsilon_p + \hat{\mathbb{G}}.\gamma, \\ \hat{m} &= \hat{\mathbb{F}}.e + \hat{\mathbb{G}}.\varepsilon_p + \hat{\mathbb{L}}.\gamma, \quad \text{in } \bar{\Omega} \times [0, T], \end{aligned} \quad (2.2)$$

exclusively depending on the set of *independent constitutive variables*

$$e := \nabla u - P, \quad \varepsilon_p := \text{sym } P, \quad \gamma := \nabla P, \quad \text{in } \bar{\Omega} \times [0, T]. \quad (2.3)$$

The symmetric part of  $e$  corresponds to the difference of material strain  $\varepsilon$  and microstrain  $\varepsilon_p$ , whereas its skew-symmetric part accounts for the relative rotation of the material with respect to the substructure. Various strain measures for the Cosserat continuum have been extensively discussed in [145, 146]. Using the assumption of small strains and assuming skew-symmetry of  $P$  the strain measures (2.3) coincide with the natural Cosserat strain measures which are non-symmetric, in general.

The quantities involved in the above system of equations have the following physical signification:

- $(u, P)$  are the *kinematical variables*,
- $\rho$  is the reference mass density,
- $I$  is the microinertia tensor (second order),
- $\hat{\sigma}$  is the force-stress tensor (second order, in general non-symmetric),
- $s$  is the microstress tensor (second order, symmetric),
- $\hat{m}$  is the moment stress tensor (micro-hyperstress tensor, third order, in general non-symmetric),
- $u$  is the displacement vector (translational degrees of freedom),
- $P$  is the micro-distortion tensor (“plastic distortion”, second order, non-symmetric),
- $f$  is the body force,
- $M$  is the body moment tensor (second order, non-symmetric),
- $e := \nabla u - P$  is the elastic distortion (relative distortion, second order, non-symmetric),
- $\varepsilon_e := \text{sym } e = \text{sym}(\nabla u - P)$  is the elastic strain tensor (second order, symmetric),
- $\varepsilon := \text{sym } \nabla u$  is the total strain tensor (material strain tensor, second order, symmetric),
- $\varepsilon_p := \text{sym } P$  is the micro-strain tensor (“plastic strain”, second order, symmetric),
- $\gamma := \nabla P \in \mathbb{R}^{27}$  is the micro-curvature tensor (third order),
- $\hat{\mathbb{C}} = (\hat{\mathbb{C}}_{ijmn})$ ,  $\mathbb{H} = (\mathbb{H}_{ijmn})$ ,  $\hat{\mathbb{E}} = (\hat{\mathbb{E}}_{ijmn})$ ,  $\hat{\mathbb{F}} = (\hat{\mathbb{F}}_{ijmnp})$  and  $\hat{\mathbb{G}} = (\hat{\mathbb{G}}_{ijmnp})$  are tensors determining the constitutive coefficients which satisfy the symmetry relations

$$\begin{aligned} \hat{\mathbb{C}}_{ijmn} &= \hat{\mathbb{C}}_{mnij}, \\ \mathbb{H}_{ijmn} &= \mathbb{H}_{mnij} = \mathbb{H}_{jimn}, & \hat{\mathbb{E}}_{mnij} &= \hat{\mathbb{E}}_{mnji}, & \hat{\mathbb{G}}_{ijmnp} &= \hat{\mathbb{G}}_{jimnp}, \end{aligned} \quad (2.4)$$

- The tensor  $\hat{\mathbb{L}}$  determines various *characteristic length scales* in the model, its unit is  $[\text{MPa} \cdot \text{m}^2]$  and it satisfies the symmetry relations

$$\hat{\mathbb{L}}_{ijkmpn} = \hat{\mathbb{L}}_{mnpijk}. \quad (2.5)$$

The symmetries of  $\hat{\mathbb{E}}$  and  $\hat{\mathbb{G}}$  imply that  $\hat{\mathbb{E}}, \hat{\mathbb{G}} : \mathbb{R}^{3 \times 3} \rightarrow \text{Sym}(3)$ . Thus, the microstress tensor  $s$  is always symmetric. In contrast, the symmetries of  $\hat{\mathbb{C}}$  do not imply that  $\hat{\mathbb{C}}$  maps symmetric matrices into symmetric matrices, while  $\mathbb{H} : \text{Sym}(3) \rightarrow \text{Sym}(3)$  has this property, as the classical elasticity tensor. For micro-isotropic materials the microinertia tensor is given by  $I = \frac{1}{3}J \cdot \mathbb{1}$ , where  $J$  is a known scalar function on  $\Omega$ .

Using the micro-strain tensor  $\varepsilon_p = \text{sym } P$  instead of  $P$  itself in the list of independent constitutive variables (2.3) is mandatory for frame-indifference. The above equations lead to a system of 12 linear partial differential



equations of Lamé type for the functions  $u$  and  $P$ . In order to study the existence of solution of the resulting system, Hlaváček [74], Ieşan and Nappa [76] and Ieşan [77] considered null boundary conditions, i.e.

$$u(x, t) = 0 \quad \text{and the strong anchoring condition} \quad P(x, t) = 0, \quad \text{on } \partial\Omega \times (0, T). \quad (2.6)$$

We adjoin the initial conditions

$$u(x, 0) = u^0(x), \quad P(x, 0) = P^0(x), \quad \dot{u}(x, 0) = \dot{u}^0(x), \quad \dot{P}(x, 0) = \dot{P}^0(x), \quad \text{on } \bar{\Omega}, \quad (2.7)$$

where the quantities on the right-hand sides are prescribed, satisfying  $u^0(x) = 0$  and  $P^0(x) = 0$  on  $\partial\Omega$ .

The system of governing equations (2.1) is derived from the following elastic free energy

$$\begin{aligned} 2\mathcal{E}(e, \varepsilon_p, \gamma) &= \langle \widehat{\mathbb{C}}. (\nabla u - P), (\nabla u - P) \rangle + \langle \widehat{\mathbb{H}}. \text{sym } P, \text{sym } P \rangle + \langle \widehat{\mathbb{L}}. \nabla P, \nabla P \rangle \\ &\quad + 2\langle \widehat{\mathbb{E}}. \text{sym } P, (\nabla u - P) \rangle + 2\langle \widehat{\mathbb{F}}. \nabla P, (\nabla u - P) \rangle + 2\langle \widehat{\mathbb{G}}. \nabla P, \text{sym } P \rangle, \\ \widehat{\sigma} &= D_e \mathcal{E}(e, \varepsilon_p, \gamma) \in \mathbb{R}^{3 \times 3}, \quad s = D_{\varepsilon_p} \mathcal{E}(e, \varepsilon_p, \gamma) \in \text{Sym}(3), \quad \widehat{m} = D_\gamma \mathcal{E}(e, \varepsilon_p, \gamma) \in \mathbb{R}^{3 \times 3 \times 3}. \end{aligned} \quad (2.8)$$

Since the *elastic distortion*  $e := \nabla u - P$  is in general *non-symmetric*, in this model the relative force-stress tensor  $\widehat{\sigma}$  is also non-symmetric. In case that  $P$  is assumed to be purely skew-symmetric, this model turns into the linear Cosserat model after orthogonal projection of the equation for the micro-distortion to the skew-symmetric subspace (see the Subsection 4.4). The status of the linear Cosserat model as a useful description of real material behaviour is still doubtful<sup>2</sup> [120, 128] as far its application to classical heterogeneous materials is concerned even if the asymmetry of the stress tensor may be of use for some suitably conceived engineering metamaterials as e.g. phonon crystals. The existence results from [74, 76, 77] are established assuming that the energy  $\mathcal{E}$  is a pointwise positive definite quadratic form in terms of the *independent constitutive variables*  $e, \varepsilon_p$  and  $\gamma$ , i.e. there is a positive constant  $c^+$  such that

$$\widehat{\mathcal{E}}(\nabla u - P, \text{sym } P, \nabla P) \geq c^+ (\|\nabla u - P\|^2 + \|\text{sym } P\|^2 + \|\nabla P\|^2). \quad (2.9)$$

A general feature of the asymmetric micromorphic model is its regularizing influence on the solution when coupled with other effects, e.g. incompressible plasticity is regularized by adding Cosserat effects, see [123, 124, 125, 134, 132, 116, 33]. When the body possesses a center of symmetry, the tensors  $\widehat{\mathbb{F}}$  and  $\widehat{\mathbb{G}}$  have to vanish. Thus, for centro-symmetric elastic materials the two mixed terms  $\langle \widehat{\mathbb{F}}. \nabla P, \nabla u - P \rangle$  and  $\langle \widehat{\mathbb{G}}. \nabla P, \text{sym } P \rangle$  are absent. The centro-symmetry of the material does not imply that  $\widehat{\mathbb{E}}$  vanishes [47]. In the following we omit for simplicity the mixed term  $\langle \widehat{\mathbb{E}}. \text{sym } P, \nabla u - P \rangle$  in the energy since on the one hand its physical significance is unclear and it would induce nonzero relative stress  $\widehat{\sigma}$  for zero elastic distortion  $e = \nabla u - P = 0$ . Moreover, we show in the Subsections 4.4, 4.7 and 4.8 how our energy without any mixed terms leads, in principle, to complete equations for the Cosserat model, the microstretch model and the microvoids model in dislocation format. This is a consequence of our choice of the *independent constitutive variables*<sup>3</sup>. However, mixed terms may appear if homogenization techniques are used, see [52, 53, 57]. Our mathematical analysis can be extended in a straightforward manner to the case when the mixed terms are also present in the total energy.

If in the classical asymmetric micromorphic model, in the formal limits, we assume that the coefficients  $\widehat{\mathbb{C}} \rightarrow \infty$  then this leads to the free energy from the gradient elasticity model [129, 131] in which we do not have mixed terms either. Indeed, in this case  $P = \nabla u$  and in consequence, for centro-symmetric materials, the free energy will reduce to

$$\begin{aligned} 2\mathcal{E}(\text{sym } \nabla u, \nabla(\nabla u)) &= \langle \widehat{\mathbb{H}}. \text{sym } \nabla u, \text{sym } \nabla u \rangle + \langle \widehat{\mathbb{L}}. \nabla(\nabla u), \nabla(\nabla u) \rangle \\ &= \langle \widehat{\mathbb{H}}. \text{sym } \nabla u, \text{sym } \nabla u \rangle + \langle \widehat{\mathbb{L}}. D^2 u, D^2 u \rangle. \end{aligned} \quad (2.10)$$

Hitherto, the asymmetric micromorphic model has best been seen and motivated as a higher gradient elasticity model, in which the second derivatives have been replaced by a gradient of a new field [157, 37, 39, 42, 38]. A

<sup>2</sup>for more details the reader may consult: [http://www.uni-due.de/mathematik/ag\\_neff/neff\\_elastizitaetstheorie](http://www.uni-due.de/mathematik/ag_neff/neff_elastizitaetstheorie).

<sup>3</sup>For instance in the microvoids theory proposed by Cowin and Nunziato [141, 35] and by Ieşan [75] the presence of such mixed terms is mandatory because their absence leads to uncoupled equations, and thus to the incapability to take into account the microstructure effects. The same remark applies to the Eringen-Claus isotropic model for dislocation dynamics [48]. This effect is due to an unfavourable choice of the set of independent constitutive variables.

distinctive feature of such a second gradient elasticity model is that the *local force stresses* always remain *symmetric* [41, 160] and are characterized by the two classical Lamé constants  $\mu, \lambda$  in the isotropic case. Therefore, the close connection between the classical micromorphic model and the gradient elasticity model is apparent. In many cases, the classical micromorphic model is thus used as a “cheap” 2nd order numerical replacement for the “expensive” 4th order model [129, 131, 138, 33]. Let us remark that if in the free energy from isotropic strain gradient elasticity we replace the terms

$$\mathcal{E}(\nabla u, \nabla(\text{sym } \nabla u)) = \mu \|\text{sym } \nabla u\|^2 + \frac{\lambda}{2} [\text{tr}(\nabla u)]^2 + \mu L_c^2 \|\nabla(\text{sym } \nabla u)\|^2, \quad (2.11)$$

with

$$\mathcal{E}(\nabla u, P, \nabla P) = \mu \|\text{sym } \nabla u\|^2 + \frac{\lambda}{2} [\text{tr}(\nabla u)]^2 + \varkappa^+ \mu \|\text{sym } \nabla u - \text{sym } P\|^2 + \mu L_c^2 \|\nabla(\text{sym } P)\|^2, \quad (2.12)$$

where  $\varkappa^+$  is a dimensionless penalty coefficient, then Forest’s microstrain theory (3+6 parameter theory) [55] (see Subsection 4.2) is nothing else but a penalized strain gradient elasticity formulation. In the case of a strain gradient material both, the *local force stresses* and the *total force stresses* are *symmetric*, see the discussion from Subsection 4.9.

Therefore, the asymmetry of the force stress tensor in a continuum theory is not a consequence of the presence of microstructure in the body, it is rather a constitutive assumption [20]. Moreover, for an isotropic strain gradient material it is easy to see that both, the local force stresses and the nonlocal force stresses can be chosen symmetric, see Subsection 4.9. We will deal with the complete modeling issue in another contribution.

## 2.2 The relaxed micromorphic continuum model

The ultimate goal of science is the reduction to a minimum of necessary complexity in the description of nature. In the classical asymmetric micromorphic theory there are involved more than 1000 constitutive coefficients in the general anisotropic case, and even for isotropic materials the constitutive equations contain a great number of material constants (7+11 parameters in Mindlin’s and Eringen’s theory [49, 107, 50]). Unfortunately, this makes the general micromorphic model suitable for anything and nothing and has severely hindered the application of micromorphic models.

We consider here a relaxed version of the classical micromorphic model with *symmetric Cauchy-stresses*  $\sigma$  and drastically reduced numbers of constitutive coefficients. More precisely, our model is a subset of the classical model in which we allow the elasticity tensors  $\widehat{\mathbb{C}}$  and  $\widehat{\mathbb{L}}$  to become positive-semidefinite only. The proof of the well-posedness of this model [66] necessitates the *application of new mathematical tools* [135, 136, 137, 7, 5, 6, 88]. The curvature dependence is reduced to a dependence only on the *micro-dislocation tensor*  $\alpha := \text{Curl } e = -\text{Curl } P \in \mathbb{R}^{3 \times 3}$  instead of  $\gamma = \nabla P \in \mathbb{R}^{27} = \mathbb{R}^{3 \times 3 \times 3}$  and the local response is reduced to a dependence on the symmetric part of the elastic distortion (relative distortion)  $\varepsilon_e = \text{sym } e = \text{sym}(\nabla u - P)$ , while the *full kinematical degrees of freedom* for  $u$  and  $P$  are kept, notably *rotation of the microstructure remains possible*.

Our new set of *independent constitutive variables* for the relaxed micromorphic model is thus

$$\varepsilon_e = \text{sym}(\nabla u - P), \quad \varepsilon_p = \text{sym } P, \quad \alpha = -\text{Curl } P. \quad (2.13)$$

The stretch strain tensor defined in (2.13)<sub>1</sub> is symmetric. For simplicity, the following systems of partial differential equations are considered in a normalized form, i.e. the left hand sides of the equations are not multiplied with  $\varrho$  or  $\varrho I$ , respectively.

We consider the following system of partial differential equations which corresponds to this special linear anisotropic micromorphic continuum

$$\begin{aligned} u_{,tt} &= \text{Div}[\mathbb{C} \cdot \text{sym}(\nabla u - P)] + f, \\ P_{,tt} &= -\text{Curl}[\mathbb{L}_c \cdot \text{Curl } P] + \mathbb{C} \cdot \text{sym}(\nabla u - P) - \mathbb{H} \cdot \text{sym } P + M \quad \text{in } \Omega \times [0, T], \end{aligned} \quad (2.14)$$

where  $f : \Omega \times [0, T] \rightarrow \mathbb{R}^3$  describes the body force and  $M : \Omega \times [0, T] \rightarrow \mathbb{R}^{3 \times 3}$  describes the external body moment,  $\mathbb{C} : \Omega \rightarrow L(\mathbb{R}^{3 \times 3}, \mathbb{R}^{3 \times 3})$ ,  $\mathbb{L}_c : \Omega \rightarrow L(\mathbb{R}^{3 \times 3}, \mathbb{R}^{3 \times 3})$  and  $\mathbb{H} : \Omega \rightarrow L(\mathbb{R}^{3 \times 3}, \mathbb{R}^{3 \times 3})$  are fourth order elasticity tensors, positive definite and functions of class  $C^1(\Omega)$ .

For the rest of the paper we assume that the constitutive coefficients have the following symmetries

$$\mathbb{C}_{ijrs} = \mathbb{C}_{rsij} = \mathbb{C}_{jirs}, \quad \mathbb{H}_{ijrs} = \mathbb{H}_{rsij} = \mathbb{H}_{jirs}, \quad (\mathbb{L}_c)_{ijrs} = (\mathbb{L}_c)_{rsij}. \quad (2.15)$$

The system (2.14) is derived from the following free energy

$$\begin{aligned} 2\mathcal{E}(\varepsilon_e, \varepsilon_p, \alpha) &= \langle \mathbb{C}. \varepsilon_e, \varepsilon_e \rangle + \langle \mathbb{H}. \varepsilon_p, \varepsilon_p \rangle + \langle \mathbb{L}_c. \alpha, \alpha \rangle \\ &= \underbrace{\langle \mathbb{C}. \text{sym}(\nabla u - P), \text{sym}(\nabla u - P) \rangle}_{\text{elastic energy}} + \underbrace{\langle \mathbb{H}. \text{sym} P, \text{sym} P \rangle}_{\text{microstrain self-energy}^4} + \underbrace{\langle \mathbb{L}_c. \text{Curl} P, \text{Curl} P \rangle}_{\text{dislocation energy}}, \end{aligned} \quad (2.16)$$

$$\sigma = D_{\varepsilon_e} \mathcal{E}(\varepsilon_e, \varepsilon_p, \alpha) \in \text{Sym}(3), \quad s = D_{\varepsilon_p} \mathcal{E}(\varepsilon_e, \varepsilon_p, \alpha) \in \text{Sym}(3), \quad m = D_{\alpha} \mathcal{E}(\varepsilon_e, \varepsilon_p, \alpha) \in \mathbb{R}^{3 \times 3}.$$

Note again that in this theory, the elastic distortion  $e = \nabla u - P$  may still be non-symmetric but the possible asymmetry of  $e$  does not produce a related asymmetric stress contribution. The comparison with the classical Eringen's equations (2.1)–(2.3) is achieved through observing again that

$$\begin{aligned} \widehat{\mathbb{C}}.X, X \rangle_{\mathbb{R}^{3 \times 3}} &:= \langle \mathbb{C}. \text{sym} X, \text{sym} X \rangle_{\mathbb{R}^{3 \times 3}}, \\ \widehat{\mathbb{L}}. \nabla P, \nabla P \rangle_{\mathbb{R}^{3 \times 3 \times 3}} &:= \langle \mathbb{L}_c. \text{Curl} P, \text{Curl} P \rangle_{\mathbb{R}^{3 \times 3}} \end{aligned} \quad (2.17)$$

define only *positive semi-definite tensors*  $\widehat{\mathbb{C}}$  and  $\widehat{\mathbb{L}}$  in terms of *positive definite tensors*  $\mathbb{C}$  and  $\mathbb{L}_c$  acting on linear subspaces of  $\mathfrak{gl}(3) \cong \mathbb{R}^{3 \times 3}$ . More precisely

$$\widehat{\mathbb{C}} : \mathbb{R}^{3 \times 3} \rightarrow \mathbb{R}^{3 \times 3}, \quad \widehat{\mathbb{L}} : \mathbb{R}^{3 \times 3 \times 3} \rightarrow \mathbb{R}^{3 \times 3 \times 3}, \quad (2.18)$$

while

$$\mathbb{C} : \text{Sym}(3) \rightarrow \text{Sym}(3), \quad \mathbb{L}_c : \mathbb{R}^{3 \times 3} \rightarrow \mathbb{R}^{3 \times 3}. \quad (2.19)$$

We assume that the new fourth order elasticity tensors  $\mathbb{C}$ ,  $\mathbb{L}_c$  and  $\mathbb{H}$  are positive definite. Then, there are positive numbers  $c_M, c_m$  (the maximum and minimum elastic moduli for  $\mathbb{C}$ ),  $(L_c)_M, (L_c)_m$  (the maximum and minimum moduli for  $\mathbb{L}_c$ ) and  $h_M, h_m$  (the maximum and minimum moduli for  $\mathbb{H}$ ) such that

$$\begin{aligned} c_m \|X\|^2 &\leq \langle \mathbb{C}.X, X \rangle \leq c_M \|X\|^2 && \text{for all } X \in \text{Sym}(3), \\ (L_c)_m \|X\|^2 &\leq \langle \mathbb{L}_c.X, X \rangle \leq (L_c)_M \|X\|^2 && \text{for all } X \in \mathbb{R}^{3 \times 3}, \\ h_m \|X\|^2 &\leq \langle \mathbb{H}.X, X \rangle \leq h_M \|X\|^2 && \text{for all } X \in \text{Sym}(3), \end{aligned} \quad (2.20)$$

Further we assume, without loss of generality, that  $c_M, c_m, (L_c)_M, h_M, h_m$  and  $(L_c)_m$  are constants.

Our new approach, in marked contrast to classical asymmetric micromorphic models, features a *symmetric Cauchy stress tensor*  $\sigma = \mathbb{C}. \text{sym}(\nabla u - P)$ . Therefore, the linear Cosserat approach ([120]:  $\mu_c > 0$ ) is excluded here. Compared with Forest's microstrain theory [55], the local force stress is similar, however, the micromorphic distortion  $P$  in our new model is not necessarily symmetric but endowed with a weakest curvature response defined in terms of the *micro-dislocation* tensor  $\alpha = -\text{Curl} P$ . The skew symmetric part is uniquely determined by the solution  $P$  of the boundary value problem.

The relaxed formulation proposed in the present paper still shows size effects and smaller samples are relatively stiffer. It is clear to us that for this reduced model of relaxed micromorphic elasticity *unphysical effects of singular stiffening behaviour for small sample sizes* ("bounded stiffness", see [81]) *cannot appear*. In case of the isotropic Cosserat model this is only true for a reduced curvature energy depending only on  $\|\text{dev sym Curl} P\|^2$ , see the discussion in [81, 130]. Remarkably, the necessary property of bounded stiffness is impossible to obtain for the indeterminate couple stress model (elastic energy  $\sim \|\text{sym} \nabla u\|^2 + \|\nabla \text{skew} \nabla u\|^2$ , [81]). Whether bounded stiffness is true for the general strain gradient model (elastic energy  $\sim \|\text{sym} \nabla u\|^2 + \|\nabla \text{sym} \nabla u\|^2$ , [81]) or the general gradient elasticity model (elastic energy  $\sim \|\text{sym} \nabla u\|^2 + \|D^2 u\|^2$ ) is unclear.

<sup>4</sup>In gradient plasticity theory, this term introduces *linear kinematic hardening* [160, 126, 122, 114, 56, 139, 140], hence our notation  $\mathbb{H}$ . Kinematic hardening changes the state of the material, therefore, in a purely elastic setting, and in the interpretation provided by the elastic gauge theory of dislocations [150, 152, 151, 94, 95], such a term may not appear.

The model introduced by Teisseyre [162] for the study of seismic wave propagation due to earthquake processes [44, 117, 118, 128] is also taking a symmetric relative stress tensor (see [162], p. 204 and 208) and in fact it is a particular case of the micromorphic approach to dislocation theory proposed by Eringen and Claus [31, 48, 32]. However, Teisseyre [162, 44, 117, 118] fails in choosing a positive definite dislocation energy, see Subsection 4.6.

To our system of partial differential equations we adjoin the weaker boundary conditions<sup>5</sup> (compare with the conditions (2.6))

$$u(x, t) = 0, \quad \text{and the tangential condition} \quad P_i(x, t) \times n(x) = 0, \quad i = 1, 2, 3, \quad (x, t) \in \partial\Omega \times [0, T], \quad (2.21)$$

where  $\times$  denotes the vector product,  $n$  is the unit outward normal vector at the surface  $\partial\Omega$ ,  $P_i$ ,  $i = 1, 2, 3$  are the rows of  $P$ . The model is driven by nonzero initial conditions

$$u(x, 0) = u_0(x), \quad \dot{u}(x, 0) = \dot{u}_0(x), \quad P(x, 0) = P_0(x), \quad \dot{P}(x, 0) = \dot{P}_0(x), \quad x \in \bar{\Omega}, \quad (2.22)$$

where  $u_0, \dot{u}_0, P_0$  and  $\dot{P}_0$  are prescribed functions, satisfying  $u_0(x) = 0$  and  $P_{0i}(x) \times n(x) = 0$  on  $\partial\Omega$ .

**Remark 2.1** *Since  $P$  is determined in  $\mathbb{H}(\text{Curl}; \Omega)$  in our relaxed model the only possible description of boundary value is in terms of tangential traces  $P \cdot \tau$ . This follows from the standard theory of the  $\mathbb{H}(\text{Curl}; \Omega)$ -space, see [67].*

In contrast with the 7+11 parameters isotropic Mindlin and Eringen model [107, 49, 50], we have altogether only seven parameters  $\mu_e, \lambda_e, \mu_h, \lambda_h, \alpha_1, \alpha_2, \alpha_3$ . For isotropic materials, our system reads

$$\begin{aligned} u_{,tt} &= \text{Div } \sigma + f, \\ P_{,tt} &= -\text{Curl } m + \sigma - s + M \quad \text{in } \Omega \times [0, T]. \end{aligned} \quad (2.23)$$

where

$$\begin{aligned} \sigma &= 2\mu_e \text{sym}(\nabla u - P) + \lambda_e \text{tr}(\nabla u - P) \cdot \mathbb{1}, \\ m &= \alpha_1 \text{dev sym Curl } P + \alpha_2 \text{skew Curl } P + \alpha_3 \text{tr}(\text{Curl } P) \cdot \mathbb{1}, \\ s &= 2\mu_h \text{sym } P + \lambda_h \text{tr}(P) \cdot \mathbb{1}. \end{aligned} \quad (2.24)$$

Thus, we obtain the complete system of linear partial differential equations in terms of the kinematical unknowns  $u$  and  $P$

$$\begin{aligned} u_{,tt} &= \text{Div}[2\mu_e \text{sym}(\nabla u - P) + \lambda_e \text{tr}(\nabla u - P) \cdot \mathbb{1}] + f, \\ P_{,tt} &= -\text{Curl}[\alpha_1 \text{dev sym Curl } P + \alpha_2 \text{skew Curl } P + \alpha_3 \text{tr}(\text{Curl } P) \cdot \mathbb{1}] \\ &\quad + 2\mu_e \text{sym}(\nabla u - P) + \lambda_e \text{tr}(\nabla u - P) \cdot \mathbb{1} - 2\mu_h \text{sym } P - \lambda_h \text{tr}(P) \cdot \mathbb{1} + M \quad \text{in } \Omega \times [0, T]. \end{aligned} \quad (2.25)$$

In this model, *the asymmetric parts of  $P$*  are entirely due only to *moment stresses* and *applied body moments!* In this sense, the *macroscopic* and *microscopic scales* are neatly *separated*.

The positive definiteness required for the tensors  $\mathbb{C}$ ,  $\mathbb{H}$  and  $\mathbb{L}_c$  implies for isotropic materials the following restriction upon the parameters  $\mu_e, \lambda_e, \mu_h, \lambda_h, \alpha_1, \alpha_2$  and  $\alpha_3$

$$\mu_e > 0, \quad 2\mu_e + 3\lambda_e > 0, \quad \mu_h > 0, \quad 2\mu_h + 3\lambda_h > 0, \quad \alpha_1 > 0, \quad \alpha_2 > 0, \quad \alpha_3 > 0. \quad (2.26)$$

Therefore, positive definiteness for our isotropic model does not involve extra nonlinear side conditions [47, 158]. In our relaxed model, exclusively, the material parameters  $\mu_e, \lambda_e, \mu_h, \lambda_h$  can even be uniquely determined from homogenization theory, see [119, 127, 79]: considering very large samples of an assumed heterogeneous structure, i.e. the characteristic length tends to zero, we must have [119, 127]

$$\mu_e = \frac{\mu_h \mu}{\mu_h - \mu}, \quad 2\mu_e + 3\lambda_e = \frac{(2\mu_h + 3\lambda_h)(2\mu + 3\lambda)}{(2\mu_h + 3\lambda_h) - (2\mu + 3\lambda)}, \quad (2.27)$$

---

<sup>5</sup>Note that  $P_i(x, t) \times n(x) = 0$ ,  $i = 1, 2, 3$  is equivalent to  $P_i(x, t) \cdot \tau(x) = 0$ ,  $i = 1, 2, 3$  for all tangential vectors  $\tau$  at  $\partial\Omega$ . The problem being posed for  $P \in \mathbb{H}(\text{Curl}; \Omega)$ , the variational setting only allows to prescribe tangential boundary conditions, i.e.  $P_i \cdot \tau = 0$  on  $\partial\Omega$ .

where  $\lambda, \mu$  are the unique *macroscopic Lamé moduli* obtained in classical experiments for large samples and  $\lambda_e, \mu_e$  are *isotropic scale transition parameters* that control the interaction between the macro and the micro deformation. Thus, the macroscopic Lamé moduli  $\lambda$  and  $\mu$  should be always smaller than the *microstructural Lamé constants*  $\mu_h$  and  $\lambda_h$  related to the response of a representative volume element of the substructure.

If, by neglect of our guiding assumption, we add the anti-symmetric term  $2\mu_c \text{skew}(\nabla u - P)$  in the expression of the Cauchy stress tensor  $\sigma$ , where  $\mu_c \geq 0$  is the *Cosserat couple modulus*<sup>6</sup>, then our analysis also works for  $\mu_c \geq 0$ . The model in which  $\mu_c > 0$  is the isotropic Eringen-Claus model for dislocation dynamics [31, 48, 32] (see also the Subsection 4.4 and 4.3) and it is derived from the following free energy

$$\begin{aligned} \mathcal{E}(e, \varepsilon_p, \alpha) = & \mu_e \|\text{sym}(\nabla u - P)\|^2 + \mu_c \|\text{skew}(\nabla u - P)\|^2 + \frac{\lambda_e}{2} [\text{tr}(\nabla u - P)]^2 + \mu_h \|\text{sym} P\|^2 + \frac{\lambda_h}{2} [\text{tr}(P)]^2 \\ & + \frac{\alpha_1}{2} \|\text{dev sym Curl } P\|^2 + \frac{\alpha_2}{2} \|\text{skew Curl } P\|^2 + \frac{\alpha_3}{2} \text{tr}(\text{Curl } P)^2. \end{aligned} \quad (2.28)$$

For  $\mu_c > 0$  and if the other inequalities (2.26) are satisfied, the existence and uniqueness follow along the classical lines. There is no need for any new integral inequalities.

By means of a suitable decomposition (2.28) of the Mindlin-Eringen strain energy density, we are able to attribute to the unique parameter  $\mu_c$  the asymmetry of the stress tensor in the isotropic case [120]. We believe that this unique parameter plays a fundamental role in the description of wave band-gaps in artificial metamaterials such as phononic crystals. Since the particular decomposition of the Mindlin-Eringen deformation energy for isotropic micromorphic media which we introduce in Eq. (2.28) allows for isolating few additional constitutive parameters with respect to standard Cauchy continuum theory, we may think to associate to each of these additional parameters a particular effect on wave propagation. Indeed, the search for wave solutions of the set of governing equations associated to the introduced micromorphic energy density may help to attribute a specific role to each of these parameters. An exhaustive treatment of wave propagation in relaxed Mindlin-Eringen media will be given in a forthcoming paper. Here, we limit ourselves to show the most characteristic features of the different elastic parameters introduced in this paper for the isotropic case. To do so, we summarize the basic role of the most important micromorphic parameters with respect to wave propagation:

- The parameter  $\mu_h$  (associated to the microstrain energy  $\|\text{sym} P\|^2$  in the energy density) regulates the propagation of acoustic waves inside the considered medium. More particularly, when setting  $\mu_h = 0$  it can be observed that no acoustic waves can propagate in the considered relaxed medium and hence only optic waves can propagate. This is sensible, since when considering the limit case  $\text{sym} P = \text{sym} \nabla u$  our relaxed model reduces to a second gradient continuum in which  $\mu_h$  is the only first gradient elastic parameter. It is indeed known that only acoustic waves can propagate in second gradient continua (see e.g. [38]).
- When studying wave propagation phenomena in isotropic micromorphic media, the fact of accounting for the curvature dependence only via the parameters  $\alpha_1, \alpha_2, \alpha_3$  (the terms involved in the energy density, multiplying  $\|\text{dev sym Curl } P\|^2$ ,  $\|\text{skew Curl } P\|^2$  and  $[\text{tr}(\text{Curl } P)]^2$ , respectively) gives rise to dispersion curves (curves in the frequency/wavenumber plane) which have fixed concavity. This could, to some extent, make more difficult the fitting of the proposed relaxed model with some very particular classes of possible material behaviours.
- It can be shown that the parameters  $\alpha_1, \alpha_2, \alpha_3$  are related to the propagation of some particular optic waves. More particularly, when setting  $\alpha_1 = 0$ ,  $\alpha_2 = 0$ ,  $\alpha_3 = 0$  in the considered relaxed model, no propagation is associated to the microdisplacement field  $P$ , which becomes an internal variable. Nevertheless, the global propagation inside the considered relaxed medium is not affected by the presence of  $\alpha_1, \alpha_2, \alpha_3$ , since macroscopic optic and acoustic waves can always propagate for all frequency ranges.
- As far as a nonvanishing Cosserat couple modulus  $\mu_c > 0$  (which is associated to  $\|\text{skew}(\nabla u - P)\|^2$  in the energy density) is considered in the presented relaxed model, the micromorphic continuum starts

---

<sup>6</sup>A non symmetric local force stress tensor  $\sigma$  deviates considerably from classical elasticity theory and indeed it does not appear in gradient elasticity, see the Subsection 4.9. After more than half a century of intensive research there is no conclusive experimental evidence for the necessity of non-symmetric force stresses. Therefore, in a purely mechanical (non-polar) context, we discard them in our model by choosing  $\mu_c = 0$  and this is mathematically sound! Nevertheless, some preliminary study on wave propagation show that a non-symmetric stress may be needed when dealing with very special metamaterials such as phononic crystals and lattice structures.

exhibiting exotic properties which may be of use to describe the mechanical behavior of very particular metamaterials as lattice structures and phonon crystals. Indeed, when setting  $\mu_c \neq 0$ , the existence of frequency band-gaps is predicted by the considered micromorphic model. More particularly, when switching on the parameter  $\mu_c$ , there exist some frequency ranges in which neither acoustic nor optic waves can propagate. This means that, in these frequency ranges, only standing waves can exist which continue oscillating without propagating, thus keeping the energy trapped in the same region. We can conclude that the modeling of such exotic behavior is indeed directly related to the asymmetry of the stress tensor, at least for what concerns the linearized case.

In the light of the aforementioned remarks, it is clear that the decomposition (2.28) of the strain energy density for the considered micromorphic media allows for a very effective identification of the elastic parameters and it may help in the identification of their physical meaning.

Our model can also be compared with the model considered by Lazar and Anastassiadis [95]. In fact, in [95, 92] a simplified static version of the isotropic Eringen-Claus model for dislocation dynamics [31] has been investigated with  $\mathbb{H} = 0$  and  $\mu_c > 0$ , with a focus on the gauge theory of dislocations (see Subsection 4.5). However, the dynamical theory of Lazar [94, 93] cannot be deduced from Mindlin's dynamic theory, since in [94] there appears an additional gauge field which has no counterpart in Mindlin's model.

The theory proposed by Teisseyre in [162] is also using a symmetric force stress force and is a fully symmetric theory (see the assumption from [162], p. 204) which means that  $\mu_c = 0$  [120, 128], see Subsection 4.6. However, for the mathematical treatment there arises the need for new integral type inequalities which we present in the next section. In the energy density given by Teisseyre, there exists a dislocation energy whose sign is not obvious. This is the reason why he did not take into account the influence of this energy. Using the new results established by Neff, Pauly and Witsch [135, 136, 137] and by Bauer, Neff, Pauly and Starke [7, 5, 6] we are now able to manage also energies depending on the dislocation energy and having symmetric Cauchy stresses [66].

### 2.3 Mathematical analysis

In this subsection, for conciseness, we state only the obtained well-posedness results. The full proof of these mathematical results are included in [66]. The boundary–initial value problem defined by the equations (2.14), the boundary conditions (2.21) and the initial conditions (2.22) will be denoted by  $(\mathcal{P})$ .

In order to establish an existence theorem for the solution of the problem  $(\mathcal{P})$  we use the results of the semigroup theory of linear operators. First, we will rewrite the initial boundary value problem  $(\mathcal{P})$  as an abstract Cauchy problem in a Hilbert space [143, 167]. Let us define the space

$$\mathcal{X} = \{ w = (u, v, P, K) \mid u \in H_0^1(\Omega), \quad v \in L^2(\Omega), \quad P \in H_0(\text{Curl}; \Omega), \quad K \in L^2(\Omega) \}.$$

Further, we introduce the operators  $A_1 w = v$ ,  $A_2 w = \text{Div}[\mathbb{C} \cdot \text{sym}(\nabla u - P)]$ ,  $A_3 w = K$ ,  $A_4 w = -\text{Curl}[\mathbb{L}_c \cdot \text{Curl} P] + \mathbb{C} \cdot \text{sym}(\nabla u - P) - \mathbb{H} \cdot \text{sym} P$ , where all the derivatives of the functions are understood in the sense of distributions. Let  $\mathcal{A}$  be the operator  $\mathcal{A} = (A_1, A_2, A_3, A_4)$  with domain

$$\mathcal{D}(\mathcal{A}) = \{ w = (u, v, P, K) \in \mathcal{X} \mid \mathcal{A}w \in \mathcal{X} \}.$$

With the above definitions, the problem  $(\mathcal{P})$  can be transformed into the following abstract equation in the Hilbert space  $\mathcal{X}$

$$\frac{dw}{dt}(t) = \mathcal{A}w(t) + \mathcal{F}(t), \quad w(0) = w_0, \quad (2.29)$$

where  $\mathcal{F}(t) = (0, f, 0, M)$  and  $w_0 = (u_0, \dot{u}_0, P_0, \dot{P}_0)$ .

**Theorem 2.1** (Existence and uniqueness of the solution) *Assume that  $f, M \in C^1([0, t_1]; L^2(\Omega))$ ,  $w_0 \in \mathcal{D}(\mathcal{A})$  and the fourth order elasticity tensors  $\mathbb{C}$ ,  $\mathbb{L}_c$  and  $\mathbb{H}$  are symmetric and positive definite. Then, there exists a unique solution  $w \in C^1((0, t_1); \mathcal{X}) \cap C^0([0, t_1]; \mathcal{D}(\mathcal{A}))$  of the Cauchy problem (2.29).  $\square$*

**Corollary 2.2** (Continuous dependence) *In the hypothesis of Theorem 2.1 we have the following estimate*

$$\|w(t)\|_{\mathcal{X}} \leq \|w_0(t)\|_{\mathcal{X}} + C \int_0^t (\|f(s)\|_{L^2(\Omega)} + \|M(s)\|_{L^2(\Omega)}) ds,$$

where  $C$  is a positive constant.  $\square$

### 3 Another further relaxed problem

In this section, we weaken our energy expression further in the following model, where the corresponding elastic energy depends now only on the set of *independent constitutive variables*

$$\varepsilon_e = \text{sym}(\nabla u - P), \quad \text{dev } \varepsilon_p = \text{dev sym } P, \quad \text{dev } \alpha = -\text{dev Curl } P. \quad (3.1)$$

In this model, it is neither implied that  $P$  remains symmetric, nor that  $P$  is trace-free, but only the trace free symmetric part of the micro-distortion  $P$  and the trace-free part of the micro-dislocation tensor  $\alpha$  contribute to the stored energy.

#### 3.1 Formulation of the problem

The model in its general anisotropic form is:

$$\begin{aligned} u_{,tt} &= \text{Div}[\mathbb{C} \cdot \text{sym}(\nabla u - P)] + f, \\ P_{,tt} &= -\text{Curl}[\text{dev}[\mathbb{L}_c \cdot \text{dev Curl } P]] + \mathbb{C} \cdot \text{sym}(\nabla u - P) - \mathbb{H} \cdot \text{dev sym } P + M \quad \text{in } \Omega \times [0, T]. \end{aligned} \quad (3.2)$$

In the isotropic case the model becomes

$$\begin{aligned} u_{,tt} &= \text{Div}[2\mu_e \text{sym}(\nabla u - P) + \lambda_e \text{tr}(\nabla u - P) \cdot \mathbb{1}] + f, \\ P_{,tt} &= -\text{Curl}[\alpha_1 \text{dev sym Curl } P + \alpha_2 \text{skew Curl } P] \\ &\quad + 2\mu_e \text{sym}(\nabla u - P) + \lambda_e \text{tr}(\nabla u - P) \cdot \mathbb{1} - 2\mu_h \text{dev sym } P + M \quad \text{in } \Omega \times [0, T]. \end{aligned} \quad (3.3)$$

To the system of partial differential equations of this model we adjoin the weaker boundary conditions

$$u(x, t) = 0, \quad P_i(x, t) \times n(x) = 0, \quad i = 1, 2, 3, \quad (x, t) \in \partial\Omega \times [0, T], \quad (3.4)$$

and the nonzero initial conditions

$$u(x, 0) = u_0(x), \quad \dot{u}(x, 0) = \dot{u}_0(x), \quad P(x, 0) = P_0(x), \quad \dot{P}(x, 0) = \dot{P}_0(x), \quad x \in \bar{\Omega}, \quad (3.5)$$

where  $u_0, \dot{u}_0, P_0$  and  $\dot{P}_0$  are prescribed functions, satisfying  $u_0(x) = 0$  and  $P_{0i}(x) \times n(x) = 0$  on  $\partial\Omega$ .

We remark again that  $P$  is not trace-free in this formulation and no projection is performed, compare with Subsection 4.4 and 4.2. We denote the new problem defined by the above equations, the boundary conditions (3.4) and the initial conditions (3.5) by  $(\tilde{\mathcal{P}})$ .

#### 3.2 Mathematical analysis

The study of problem  $(\tilde{\mathcal{P}})$  follows along the same lines as in Subsection 2.3. We consider the operators  $\tilde{A}_1 w = v$ ,  $\tilde{A}_2 w = \text{Div}[\mathbb{C} \cdot \text{sym}(\nabla u - P)]$ ,  $\tilde{A}_3 w = K$ ,  $\tilde{A}_4 w = -\text{Curl}[\text{dev}[\mathbb{L}_c \cdot \text{dev Curl } P]] + \mathbb{C} \cdot \text{sym}(\nabla u - P) - \mathbb{H} \cdot \text{dev sym } P$ , where all the derivatives of the functions are understood in the sense of distributions, and the operator  $\tilde{\mathcal{A}} = (\tilde{A}_1, \tilde{A}_2, \tilde{A}_3, \tilde{A}_4)$  with the domain  $\mathcal{D}(\tilde{\mathcal{A}}) = \{w = (u, v, P, K) \in \mathcal{X} \mid \tilde{\mathcal{A}}w \in \mathcal{X}\}$ .

**Theorem 3.1** *Assume that  $f, M \in C^1([0, t_1]; L^2(\Omega))$ ,  $w_0 \in \mathcal{D}(\tilde{\mathcal{A}})$  and the fourth order elasticity tensors  $\mathbb{C}$ ,  $\mathbb{L}_c$  and  $\mathbb{H}$  are symmetric and positive definite. Then, there exists a unique solution  $w \in C^1((0, t_1); \mathcal{X}) \cap C^0([0, t_1]; \mathcal{D}(\tilde{\mathcal{A}}))$  of the following Cauchy problem  $\frac{dw}{dt}(t) = \tilde{\mathcal{A}}w(t) + \mathcal{F}(t)$ ,  $w(0) = w_0$ , where  $\mathcal{F}(t) = (0, f, 0, M)$  and  $w_0 = (u_0, \dot{u}_0, P_0, \dot{P}_0)$ . Moreover, we have the estimate*

$$\|w(t)\|_{\mathcal{X}} \leq \|w_0(t)\|_{\mathcal{X}} + C \int_0^t (\|f(s)\|_{L^2(\Omega)} + \|M(s)\|_{L^2(\Omega)}) ds,$$

where  $C$  is a positive constant. □

## 4 New and/or existing relaxed models

In this section we propose a review of some existing relaxed models and we underline the possible connections between these models and the new relaxed models which we have proposed in this paper.

### 4.1 Kröner's view

#### 4.1.1 Kröner's discussion of a dislocated body and the Cosserat continuum: symmetric versus asymmetric force stresses

Beginning from mid 1950 Kröner tried to link the theory of static dislocations to the Cosserat model with asymmetric force stresses. However, since 1964 it was clear to Kröner that the force stress  $\sigma$  in the dislocation theory is always symmetric<sup>7</sup>.

We reproduce here the old, but nevertheless refreshing and clear comments of Kröner ([86, p. 1059-1060]) regarding the papers by Eringen and Claus [48], and Fox [58]. Kröner remarks: "I would like to make clear why the skew symmetric stress does not appear in dislocated bodies. Assume particles which are little crystalline domains, for instance little cubes which build up a perfect crystal. Now imagine two of these particles to be isolated from the rest and be rotated through the same angle (Fig. 1(a)). By this operation the atomic structure is not disturbed and the state of the crystal along the interface between particles is not changed. So there is no static response to this kind of deformation and that is why the skew symmetric part of the ordinary stresses vanishes in dislocation theory.

It does not vanish in Cosserat type theories where one considers oriented point particles which do not possess a crystalline structure (Fig. 1(b)). Such bodies could be, for instance, non-primitive crystal lattices where atoms in a cell are so tightly bound that the deformation of a cell can be disregarded whereas the bonds between the cells are weak. In this example the cells are the particles of the Cosserat continuum; they possess the usual translational and rotational degrees of freedom. Now rotate these particles through the same angle and the body is in a different state. So you expect a response.

I call the body described firstly a *dislocated body* and the other a *Cosserat continuum*. In the dislocated body one observes the occurrence of slip because the above described rotation of the two crystalline domains implies the slip of a dislocation along the interface between them. Slip has no meaning in the usual Cosserat continuum." The comments of Teodosiu<sup>8</sup> [163, p. 1053-1054] regarding the papers by Eringen and Claus [48], and Fox [58] enforce the Kröner's point of view. In order to defend their theory [48], Claus [169, p. 1054-1055] gave the following answer to Teodosiu's comments: "If one includes extra degrees of freedom into the angular

---

<sup>7</sup>Kröner writes [85, p. 148]: "Im Gegensatz zu den Momentenspannungen sind die Kraftspannungen stets symmetrisch. Dieser Befund ist besonders wichtig, da seit Jahren bekannt ist, daß der geometrische Zustand eines Körpers mit Versetzungen im allgemeinen Fall durch 15 Funktionen des Ortes beschrieben wird...Im Gegensatz hierzu schienen 18 Funktionen des Ortes nötig, um den statischen Zustand des Körpers vollständig zu kennzeichnen, was eine Inkonsistenz der Theorie andeutete. Der Befund, daß durch die besondere Eigenschaft der Versetzungen, Träger der Gleitung zu sein, die drei antisymmetrischen Freiheitsgrade des Kraftspannungstensors ausfallen, zerstreut diese Sorgen in sehr befriedigender Weise." and "...dabei stellte sich heraus, daß skew  $\sigma$  in der Feldtheorie der Versetzungen verschwindet, da die skew  $\sigma$  zuzuordnende geometrische Größe plastischer Natur ist..."

In our translation:

"Contrary to the moment-stresses the force stresses are always symmetric. This statement is very important for it is known since many years, that the geometrical state of a dislocated body in the general case is given through 15 functions of place... Contrary to this there seemed 18 functions of place necessary in order to fully describe the static (equilibrium) of the body, which seemed to indicate an inconsistency of the theory. The statement that, by the very properties of dislocations to be carrier of slip, the three antisymmetric degree of freedom of the force stress tensor are redundant, removes these concerns in a elegant way." and "...and it became obvious, that skew  $\sigma$  vanishes in the field theories of dislocations, since the variable, which must be related to skew  $\sigma$  is of plastic nature..."

<sup>8</sup>Teodosiu's comments: "As long as we are concerned with developing a theory of continuum mechanics in which new invariant kinematical and dynamical quantities are involved, we can do it in a rather elegant way, and I think we have so far two beautiful examples. One is the theory of micropolar mechanics developed by Green and Rivlin, and the other that of micromorphic materials developed by Eringen and Suhubi. These two theories provide a good framework for developing other general theories of physical phenomena. But if we intend to describe new physical phenomena with these theories, we must be very careful when approaching physical objects to consider the descriptions by people studying such quantities. [...] In the meantime there is another point which is not quite clear to me: It is true that in previous developments of dislocation theory no asymmetric stress appears, and there is a good reason for this. We do not have in dislocation theory, in fact, a new independent degree of freedom such as a rotation, and as long as we don't have such independent rotations, we are always able to redefine the stress tensor in order to make it symmetrical. So there is no asymmetric part of the stress tensor in dislocation theory, as long as we don't introduce a new rotation. This question has also been discussed some time ago by Professor Kröner. "



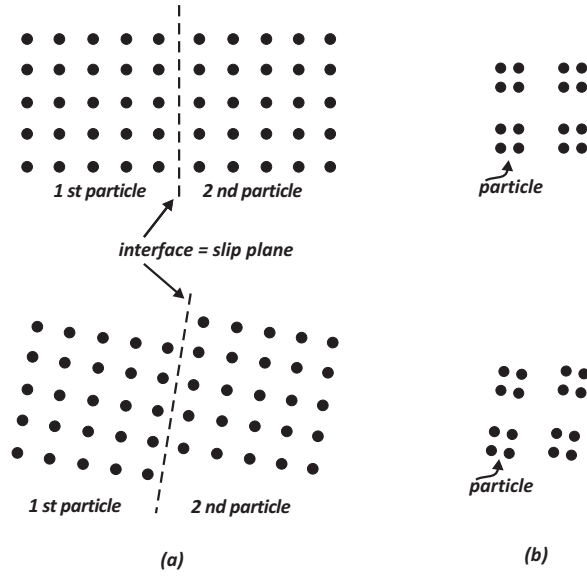


Figure 1: (a) Two adjacent "particles" of a crystalline body before and after a rotation through the same angle. This kind of rotation implies the slip of a dislocation along the interface. It *does not* change the *state* of the crystal. (b) Four adjacent "particles" of a Cosserat type material before and after a rotation through the same angle. This kind of rotation *does* change the *state* of the body.

momentum equation, we claim that the equation lead to a non-symmetric stress tensor, whether it is a couple stress or a stress moment tensor. [...] That is precisely the problem. Everybody these days is looking for situations in which the stress is non-symmetric. In continuum mechanics many people are trying to think along these lines. Some of the areas of promise to be pointed out are liquid crystal experiments where inherently there is a structure to the liquid which could conceivably lead to a non-symmetric stress tensor. Another area is in a body which contains a polarization, and the behavior of that body in an internal field. Many people are trying to look for asymmetries there. But I cannot quote an experimental paper where it has been demonstrated.[...] Concerning the question about elastic and plastic distortion, the interpretation here is that we have a body with dislocations that are deforming elastically so there is no slip in a lattice sense. There is no plastic deformation taking place; you put loads on the body and get only elastic reactions. Obviously what we are trying to construct is a plasticity theory, and we think we have the beginning of a mechanism to do that." Moreover, Eringen said [169, p. 1054-1055]: "The ultimate goal of the present theory is to determine the motions and micromotions by solving an initial-boundary-value problem. Once they are determined, the dislocation density can be calculated in a straightforward manner. This point of view is, perhaps, in clash with the long-established traditions in other well-developed fields of continuum physics, I suggest that the continuum dislocation theory should offer a set of field equations subject to a set of well-posed initial and boundary conditions to predict the evolution of the motion and of the dislocations. Present practice in this field requires that the distribution of a second-order tensor (the dislocation density) be given throughout the body at all times in order that we determine another second order tensor, namely, the stress tensor. This is not only unreasonable on logical grounds, but also not feasible experimentally. After all, why not ask for the stress tensor in the first place!?"

#### 4.1.2 The Popov-Kröner dislocation model

If we combine the dynamic model [150] of Popov with the Popov-Kröner static model of elastoplastic media with mesostructure [153, 151] we obtain the following equations

$$\begin{aligned} u_{,tt} &= \text{Div}[\mathbb{C} \cdot \text{sym}(\nabla u - P)] + f, \\ P_{,tt} &= -\text{Curl}(\alpha_1 \text{dev sym Curl } P + \alpha_2 \text{skew Curl } P) + \mathbb{C} \cdot \text{sym}(\nabla u - P) + M, \quad \text{in } \Omega \times [0, T], \end{aligned} \quad (4.1)$$

where  $\alpha_1, \alpha_2 > 0$ . The Popov-Kröner model is derived from the internal free energy

$$2\mathcal{E}(\varepsilon_e, \alpha) = \langle \mathbb{C} \cdot \text{sym}(\nabla u - P), \text{sym}(\nabla u - P) \rangle + W_{\text{Curl}}(\alpha), \quad (4.2)$$

where

$$W_{\text{Curl}}(\alpha) = \mathbf{a}_1 \|\alpha\|^2 + \mathbf{a}_2 \langle \alpha, \alpha^T \rangle + \mathbf{a}_3 [\text{tr}(\alpha)]^2, \quad (4.3)$$

and

$$\begin{aligned} \mathbf{a}_1 &= \frac{\mu(2d)^2}{24} \left( 3 + \frac{2\nu}{1-\nu} \right), & \mathbf{a}_2 &= -\frac{\mu(2d)^2}{24} \frac{2\nu}{1-\nu}, & \mathbf{a}_3 &= -\frac{\mu(2d)^2}{24}, \\ \nu &= \frac{\lambda}{2(\mu + \lambda)} \quad (\text{the Poisson's ratio}), & & & -1 < \nu < \frac{1}{2}. \end{aligned} \quad (4.4)$$

The energy  $W_{\text{Curl}}$  can be expressed in terms of  $\text{dev sym Curl } P$ ,  $\text{skew Curl } P$  and  $\text{tr}(\text{Curl } P)$  as in the following

$$\begin{aligned} W_{\text{Curl}}(\alpha) &= (\mathbf{a}_1 + \mathbf{a}_2) \|\text{dev sym Curl } P\|^2 + (\mathbf{a}_1 - \mathbf{a}_2) \|\text{skew Curl } P\|^2 + \frac{\mathbf{a}_1 + \mathbf{a}_2 + 3\mathbf{a}_3}{3} [\text{tr}(\text{Curl } P)]^2 \\ &= \frac{3\mu(2d)^2}{24} \|\text{dev sym Curl } P\|^2 + \frac{\mu(2d)^2}{24} \left( 3 + \frac{4\nu}{1-\nu} \right) \|\text{skew Curl } P\|^2. \end{aligned} \quad (4.5)$$

We remark that  $\text{tr}(\text{Curl } P)$  is therefore, in fact, not present in the energy considered by Popov-Kröner [153, 150, 151] and in consequence it is also absent in the system of linear partial differential equations (4.1). Thus, the Popov-Kröner equations (4.1) coincide with our further relaxed model (3.3) in which  $\mathbb{H} = 0$  and

$$\alpha_1 = \frac{3\mu(2d)^2}{24}, \quad \alpha_2 = \frac{\mu(2d)^2}{24} \left( 3 + \frac{4\nu}{1-\nu} \right), \quad \alpha_3 = 0. \quad (4.6)$$

In gradient plasticity models, there is another modeling issue at work: the microstrain  $\text{sym } P$  is not a state variable, therefore it should not appear in the free energy, as such  $\mathbb{H} = 0$ . However, it may enter the equations through the notion of *equivalent plastic strain*, governing the isotropic linear hardening response [45].

Let us assume that  $P$  is restricted to  $\mathfrak{sl}(3)$ , which is the standard assumption in plasticity theory (plastic incompressibility,  $\text{tr}(P) = 0$ ). By subsequent orthogonal projection of the second equation (4.1)<sub>2</sub> to the space of trace-free matrices, the full system of equations for the Popov-Kröner model [153, 150, 151] become

$$\begin{aligned} u_{,tt} &= \text{Div}[\mathbb{C} \cdot \text{sym}(\nabla u - \text{dev } P)] + f, \\ (\text{dev } P)_{,tt} &= -\text{dev}[\text{Curl}(\alpha_1 \text{ dev sym Curl } P + \alpha_2 \text{ skew Curl } P)] + \text{dev}[\mathbb{C} \cdot \text{sym}(\nabla u - \text{dev } P)] + \text{dev } M. \end{aligned} \quad (4.7)$$

The obtained model (4.7) is a 11 dof model,  $(u, \text{dev } P)$ . In the isotropic case this is a 2+2 parameter model or a 2+1+2 parameter model if  $\text{dev sym } P$  is taken into account as a constitutive variable. The constitutive variable  $\text{sym } P$  is not a state variable in this model. The model follows the line of argument given by Kröner<sup>9</sup> [85, p. 148].

## 4.2 Forest's approach

### 4.2.1 Forest's dynamic microstrain model

In this Subsection we give a short description of the linear dynamic microstrain model [55]. The basic system of partial differential equation of this model can be obtained assuming that the micro-distortion  $P$  is restricted to  $\text{Sym}(3)$  and by subsequent orthogonal projection of the second equation (2.1)<sub>2</sub> (from the general Eringen's micromorphic dynamics) to the space of symmetric-matrices. In addition, the ordinary elasticity

<sup>9</sup>"In contrast to the moment stresses, the force stress tensor is always symmetric"

tensor  $\mathbb{C} : \text{Sym}(3) \rightarrow \text{Sym}(3)$  has to be taken, instead of Eringen's elasticity tensor  $\widehat{\mathbb{C}}$ , since  $\widehat{\mathbb{C}}$  does not map symmetric matrices into symmetric matrices. This leads to the system

$$\begin{aligned} u_{,tt} &= \text{Div}[\mathbb{C} \cdot \text{sym}(\nabla u - P)] + f, \\ (\text{sym } P)_{,tt} &= \text{sym}[\text{Div } \widehat{\mathbb{L}} \cdot \nabla(\text{sym } P)] + \mathbb{C} \cdot \text{sym}(\nabla u - P) + \mathbb{H} \cdot \text{sym } P + \text{sym } M, \quad \text{in } \Omega \times [0, T]. \end{aligned} \quad (4.8)$$

The microstrain model is, however, incapable of describing rotation of the microstructure and features only 3+6 degrees of freedom. For comparison we give the version without coupling terms. In fact, the mathematical problem for the microstrain model is to find functions  $u \in H^1(\Omega)$  and  $\varepsilon_p = \text{sym } P \in H^1(\Omega)$  which satisfy the partial differential equations (4.13). A noteworthy feature of this model is a symmetric Cauchy-stress tensor  $\sigma = \mathbb{C} \cdot \text{sym}(\nabla u - P)$ . The curvature is only active on the gradient of microstrain, i.e. curvature depends only on  $\nabla \varepsilon_p = \nabla(\text{sym } P)$ . Thus, the remaining set of *independent constitutive variables* in the microstrain theory is

$$\varepsilon_e = \text{sym}(\nabla u - P), \quad \varepsilon_p = \text{sym } P, \quad \nabla \varepsilon_p = \nabla \text{sym } P. \quad (4.9)$$

The total energy corresponding to the microstrain micromorphic model is given by

$$\begin{aligned} 2\widehat{E}(t) &:= \int_{\Omega} \left( \|u_{,t}\|^2 + \|(\text{sym } P)_{,t}\|^2 + \langle \mathbb{C} \cdot \text{sym}(\nabla u - P), \text{sym}(\nabla u - P) \rangle \right. \\ &\quad \left. + \langle \mathbb{H} \cdot \text{sym } P, \text{sym } P \rangle + \langle \widehat{\mathbb{L}} \cdot \nabla(\text{sym } P), \nabla(\text{sym } P) \rangle \right) dv. \end{aligned} \quad (4.10)$$

It is easy to obtain qualitative properties (uniqueness, continuous dependence, existence) of the microstrain micromorphic model because we only have to use the well known Korn's inequality and the positive definiteness of  $\mathbb{C}, \mathbb{H}, \widehat{\mathbb{L}}$  [66], there is no need to specify Dirichlet boundary conditions on  $\text{sym } P$ .

#### 4.2.2 A microstrain-dislocation model without rotational degrees of freedom

Let us consider now a new set of *independent constitutive variables*, i.e.

$$\varepsilon_e = \text{sym}(\nabla u - P), \quad \varepsilon_p = \text{sym } P, \quad \text{Curl } \varepsilon_p = \text{Curl } \text{sym } P, \quad (4.11)$$

and the corresponding total energy

$$\begin{aligned} 2\widehat{E}(t) &:= \int_{\Omega} \left( \|u_{,t}\|^2 + \|(\text{sym } P)_{,t}\|^2 + \langle \mathbb{C} \cdot \text{sym}(\nabla u - P), \text{sym}(\nabla u - P) \rangle \right. \\ &\quad \left. + \langle \mathbb{H} \cdot \text{sym } P, \text{sym } P \rangle + \langle \widehat{\mathbb{L}}_c \cdot \text{Curl } \text{sym } P, \text{Curl } \text{sym } P \rangle \right) dv. \end{aligned} \quad (4.12)$$

Hence, the model equations are given by

$$\begin{aligned} u_{,tt} &= \text{Div}[\mathbb{C} \cdot \text{sym}(\nabla u - P)] + f, \\ (\text{sym } P)_{,tt} &= \text{sym}[\text{Curl}(\widehat{\mathbb{L}}_c \cdot \text{Curl } \text{sym } P)] + \mathbb{C} \cdot \text{sym}(\nabla u - P) + \mathbb{H} \cdot \text{sym } P + \text{sym } M, \quad \text{in } \Omega \times [0, T]. \end{aligned} \quad (4.13)$$

Existence and uniqueness follows along the lines given by our relaxed model, without the need for new inequalities.

#### 4.2.3 The microcurl model

The microcurl model is intended to furnish an approximation of a gradient plasticity model [33]. The free energy of the original system reads

$$2\mathcal{E}_{\chi}(\varepsilon_e, e_p, \Gamma_{\chi}) = \langle \mathbb{C} \cdot \text{sym}(\nabla u - P), \text{sym}(\nabla u - P) \rangle + \langle \mathbb{L}_c \cdot \text{Curl } P, \text{Curl } P \rangle \quad (4.14)$$

and leads to some difficulties when one implements nonlinear pde-systems due to couplings with plasticity theory [138, 139, 140, 45, 126, 43].

The idea then is to introduce a new micromorphic-type variable  $\chi_p$  and to couple it to elasto-plasticity. The *independent constitutive variables* are the elastic strain tensor  $\varepsilon_e = \text{sym}(\nabla u - P)$ , the relative plastic strain  $e_p = P - \chi_p$  measuring the difference between plastic deformation and the plastic microvariable, and the dislocation density tensor  $\Gamma_\chi = \text{Curl } \chi_p$ . The new free energy reads

$$2\mathcal{E}_\chi(\varepsilon_e, e_p, \Gamma_\chi) = \langle \mathbb{C} \cdot \text{sym}(\nabla u - P), \text{sym}(\nabla u - P) \rangle + \langle \mathbb{H}_\chi \cdot (P - \chi_p), P - \chi_p \rangle + \langle \mathbb{L}_\chi \cdot \text{Curl } \chi_p, \text{Curl } \chi_p \rangle. \quad (4.15)$$

The quasistatic equations are

$$\begin{aligned} 0 &= \text{Div}[\mathbb{C} \cdot \text{sym}(\nabla u - P)], \\ 0 &= -\text{Curl}[\mathbb{L}_\chi \cdot \text{Curl } \chi_p] + \mathbb{H}_\chi \cdot (P - \chi_p) \notin \text{Sym}(3) \text{ in general,} \end{aligned} \quad (4.16)$$

together with flow rules for the plastic variable  $P$  (these are missing here). Since  $\chi_p \in \mathbb{R}^{3 \times 3}$ , we have altogether 12 elastic degrees of freedom.

Let us consider two alternative energies (with different coupling of  $P$  and  $\chi_p$ )

$$\begin{aligned} \mathcal{E}_\chi^{(1)} &= \langle \mathbb{C} \cdot \text{sym}(\nabla u - P), \text{sym}(\nabla u - P) \rangle + \langle \mathbb{L}_\chi \cdot \text{Curl } \chi_p, \text{Curl } \chi_p \rangle + \langle \mathbb{H}_\chi \cdot (P - \chi_p), P - \chi_p \rangle, \\ \mathcal{E}_\chi^{(2)} &= \langle \mathbb{C} \cdot \text{sym}(\nabla u - P), \text{sym}(\nabla u - P) \rangle + \langle \mathbb{L}_\chi \cdot \text{Curl } \chi_p, \text{Curl } \chi_p \rangle + \langle \mathbb{H}_\chi \cdot \text{sym}(P - \chi_p), \text{sym}(P - \chi_p) \rangle. \end{aligned} \quad (4.17)$$

The corresponding minimization problem in terms of the energy

$$\left\{ \begin{array}{l} \mathcal{E}_\chi^{(1)} \\ \mathcal{E}_\chi^{(2)} \end{array} \right. = \left\{ \begin{array}{l} \text{has a unique solution } \chi_p \in \mathbf{H}(\text{Curl}, \Omega) \text{ for given } P \in L^2(\Omega), \\ \text{and there is no need for Dirichlet-boundary conditions (for uniqueness),} \\ \text{natural boundary conditions, determined by the variational formulation, suffice;} \\ \text{has a solution } \chi_p \in \mathbf{H}(\text{Curl}, \Omega) \text{ for given } \text{sym } P \in L^2(\Omega), \\ \text{uniqueness of } \chi_p \text{ requires tangential boundary conditions.} \end{array} \right. \quad (4.18)$$

### 4.3 The asymmetric isotropic Eringen-Claus model for dislocation dynamics

This model is intended to describe a solid already containing dislocations undergoing elastic deformations: the dislocations bow out under the applied load, but do so reversibly.

The system of equations derived by Eringen and Claus ([48], Eq. (3.39)) consists, as consequences of the balance laws of momentum and of the moment of momentum, of the following equations

$$\begin{aligned} \varrho u_{i,tt} &= \tilde{\sigma}_{kl,k} + f_i, \\ \varrho I \cdot P_{lm,tt} &= \epsilon_{kmn} m_{nl,k} + \tilde{\sigma}_{ml} - \tilde{s}_{ml} + M_{lm}, \end{aligned} \quad (4.19)$$

where (see the constitutive equations (3.32), (3.33) and (3.41) from [48] and the equations (36) and (37) from [161])

$$\begin{aligned} \tilde{\sigma}_{kl} &= (\bar{\lambda} + \tau) \varepsilon_{mm} \delta_{kl} + 2(\bar{\mu} + \varsigma) \varepsilon_{kl} + \eta \bar{e}_{mm} \delta_{kl} + \bar{\nu} \bar{e}_{lk} + \kappa \bar{e}_{kl}, \\ \tilde{s}_{kl} &= (\bar{\lambda} + 2\tau) \varepsilon_{mm} \delta_{kl} + 2(\bar{\mu} + 2\varsigma) \varepsilon_{kl} + (2\eta - \tau) \bar{e}_{mm} \delta_{kl} + (\bar{\nu} + \kappa - \varsigma) (\bar{e}_{kl} + \bar{e}_{lk}), \\ m_{kl} &= -a_3 \alpha_{mm} \delta_{kl} - a_1 \alpha_{kl} + (a_1 - a_2 + a_3) \alpha_{lk}, \end{aligned} \quad (4.20)$$

and the set of *independent constitutive variables* ([48], Eq. (1.7)) is

$$\varepsilon = \text{sym } \nabla u, \quad \bar{e} = \nabla u^T + P, \quad \alpha = -\text{Curl } P. \quad (4.21)$$

The rest of the quantities have the same meaning as in Subsection 2.1. Let us remark that

$$\varepsilon = \text{sym } e + \varepsilon_p, \quad \text{and} \quad \bar{e} = \text{sym } e + 2\varepsilon_p - \text{skew } e \quad (4.22)$$

depend actually only on the *independent constitutive variables*<sup>10</sup>  $e, \varepsilon_p, \alpha$ .

<sup>10</sup> $\varepsilon$  and  $\bar{e}$  are isomorphically equivalent with  $e = \nabla u - P$  and  $\varepsilon_p$ .

We also remark that

$$\epsilon_{kmn}m_{nl,k} = -\epsilon_{mkn}m_{nl,k}. \quad (4.23)$$

According with the definition of the curl operator, we have

$$(\operatorname{curl} v)_k = \epsilon_{klm}v_{m,l}, \quad \text{for any vector } v = (v_1, v_2, v_3)^T \in C^1(\Omega). \quad (4.24)$$

Hence, if we fix the indices  $l$ , then  $\epsilon_{ikn}m_{nl,k}$  gives the  $i$ -component of  $\operatorname{curl}(m_{1l}, m_{2l}, m_{3l})$ , i.e.

$$(\epsilon_{kin}m_{nl,k})_{li} = -(\operatorname{Curl}(m^T))_{li}. \quad (4.25)$$

Thus, written in terms of the operator  $\operatorname{Curl}$ , the constitutive equations (4.20)<sub>3</sub> become

$$m = a_3 \operatorname{tr}(\operatorname{Curl} P) \cdot \mathbb{1} + 2a_1 \operatorname{skew} \operatorname{Curl} P + (a_2 - a_3) (\operatorname{Curl} P)^T. \quad (4.26)$$

In consequence, we deduce

$$\begin{aligned} \operatorname{Curl}(m^T) &= \operatorname{Curl} \left[ (a_2 - a_3) \operatorname{Curl} P - 2a_1 \operatorname{skew} \operatorname{Curl} P + a_3 \operatorname{tr}(\operatorname{Curl} P) \cdot \mathbb{1} \right] \\ &= \operatorname{Curl} \left[ (a_2 - a_3) \operatorname{dev} \operatorname{sym} \operatorname{Curl} P + (a_2 - a_3 - 2a_1) \operatorname{skew} \operatorname{Curl} P + \frac{2a_3 + a_2}{3} \operatorname{tr}(\operatorname{Curl} P) \cdot \mathbb{1} \right]. \end{aligned} \quad (4.27)$$

We are thus able to identify the constitutive coefficients of the dislocation energy in the Eringen-Claus model [31, 48, 32] with the coefficients in our isotropic case, namely

$$\alpha_1 = a_2 - a_3, \quad \alpha_2 = a_2 - a_3 - 2a_1, \quad \alpha_3 = \frac{2a_3 + a_2}{3}. \quad (4.28)$$

Regarding the term  $\tilde{\sigma}_{ml} - \tilde{s}_{ml}$  from the equations of motion (4.19), if we take  $\bar{\nu} = \kappa$ , then we have only the elastic strain tensor  $\varepsilon_e = \operatorname{sym} e = \operatorname{sym}(\nabla u - P)$  and the micro-strain tensor  $\varepsilon_p = \operatorname{sym} P$  taken into account. The condition  $\bar{\nu} = \kappa$  is necessary and sufficient in order to have a symmetric force-stress tensor  $\tilde{\sigma}$  (see the discussion from Subsection 4.1), it corresponds to a vanishing Cosserat couple modulus  $\mu_c = 0$ . Moreover, the force-stress tensor  $\tilde{\sigma}$  vanishes when  $P = \nabla u$  if and only if  $\bar{\mu} + \tau = -(\bar{\nu} + \kappa)$  and  $\bar{\lambda} + \tau = -2\bar{\nu}$ . However, Eringen and Claus strictly considered  $\mu_c > 0$ , i.e. the asymmetry of the force stresses.

#### 4.4 The linear isotropic Cosserat model in terms of the dislocation density tensor

In this subsection, we assume that the micro-distortion tensor is skew-symmetric, i.e.  $P \in \mathfrak{so}(3)$ . For isotropic materials and with the asymmetric term  $2\mu_c \operatorname{skew}(\nabla u - P)$  incorporated [16, 15], by orthogonal projection of the second equation (2.23)<sub>2</sub> to the space of skew-symmetric matrices, the full system of equations for our reduced model is now

$$\begin{aligned} u_{,tt} &= \operatorname{Div}[2\mu_e \operatorname{sym} \nabla u + 2\mu_c \operatorname{skew}(\nabla u - (\operatorname{skew} P)) + \lambda_e \operatorname{tr}(\nabla u) \cdot \mathbb{1}] + f, \\ (\operatorname{skew} P)_{,tt} &= -\operatorname{skew} \operatorname{Curl} \left[ \alpha_1 \operatorname{dev} \operatorname{sym} \operatorname{Curl}(\operatorname{skew} P) + \alpha_2 \operatorname{skew} \operatorname{Curl}(\operatorname{skew} P) + \alpha_3 \operatorname{tr}(\operatorname{Curl}(\operatorname{skew} P)) \cdot \mathbb{1} \right] \\ &\quad + 2\mu_c \operatorname{skew}(\nabla u - (\operatorname{skew} P)) + \operatorname{skew} M \quad \text{in } \Omega \times [0, T]. \end{aligned} \quad (4.29)$$

Then, switching to  $A := \operatorname{skew} P$ , the equations (4.29) become

$$\begin{aligned} u_{,tt} &= \operatorname{Div}[2\mu_e \operatorname{sym} \nabla u + 2\mu_c \operatorname{skew}(\nabla u - A) + \lambda_e \operatorname{tr}(\nabla u) \cdot \mathbb{1}] + f, \\ A_{,tt} &= -\operatorname{skew} \operatorname{Curl} \left[ \alpha_1 \operatorname{dev} \operatorname{sym} \operatorname{Curl} A + \alpha_2 \operatorname{skew} \operatorname{Curl} A + \alpha_3 \operatorname{tr}(\operatorname{Curl} A) \cdot \mathbb{1} \right] \\ &\quad + 2\mu_c \operatorname{skew}(\nabla u - A) + \operatorname{skew} M \quad \text{in } \Omega \times [0, T]. \end{aligned} \quad (4.30)$$

Moreover, for antisymmetric  $A \in \mathfrak{so}(3)$  the tangential boundary condition

$$A_i(x, t) \cdot \tau(x) = 0, \quad i = 1, 2, 3 \quad \text{implies the strong anchoring condition} \quad A = 0 \quad \text{on } \partial\Omega. \quad (4.31)$$

We introduce the canonical identification of  $\mathbb{R}^3$  with  $\mathfrak{so}(3)$ . For

$$A = \begin{pmatrix} 0 & -a_3 & a_2 \\ a_3 & 0 & -a_1 \\ -a_2 & a_1 & 0 \end{pmatrix} \in \mathfrak{so}(3) \quad (4.32)$$

we introduce the operators  $\text{axl} : \mathfrak{so}(3) \rightarrow \mathbb{R}^3$  and  $\text{anti} : \mathbb{R}^3 \rightarrow \mathfrak{so}(3)$  through

$$\text{axl} \begin{pmatrix} 0 & -a_3 & a_2 \\ a_3 & 0 & -a_1 \\ -a_2 & a_1 & 0 \end{pmatrix} := \begin{pmatrix} a_1 \\ a_2 \\ a_3 \end{pmatrix}, \quad A \cdot v = (\text{axl } A) \times v, \quad \forall v \in \mathbb{R}^3, \quad (4.33)$$

$$A_{ij} = \sum_{k=1}^3 -\epsilon_{ijk} (\text{axl } A)_k =: \text{anti}(\text{axl } A)_{ij}, \quad (\text{axl } A)_k = \sum_{i,j=1}^3 -\frac{1}{2} \epsilon_{ijk} A_{ij},$$

where  $\epsilon_{ijk}$  is the totally antisymmetric third order permutation tensor. We also have the following identities (see [133], Nye's formula [142] )

$$-\text{Curl } A = (\nabla \text{axl } A)^T - \text{tr}[(\nabla \text{axl } A)^T] \cdot \mathbb{1}, \quad (4.34)$$

$$\nabla \text{axl } A = -(\text{Curl } A)^T + \frac{1}{2} \text{tr}[(\text{Curl } A)^T] \cdot \mathbb{1}, \quad (4.35)$$

for all matrices  $A \in \mathfrak{so}(3)$ . Using the above  $\text{Curl} \nabla \text{axl}$  identity, it is simple to obtain

$$\begin{aligned} & \alpha_1 \text{dev sym Curl } A + \alpha_2 \text{skew Curl } A + \alpha_3 \text{tr}(\text{Curl } A) \cdot \mathbb{1} = \\ & -\alpha_1 \text{dev sym}(\nabla \text{axl } A)^T - \alpha_2 \text{skew}(\nabla \text{axl } A)^T - \alpha_3 \text{tr}(\nabla \text{axl } A)^T \cdot \mathbb{1} + \\ & + \alpha_1 \text{dev sym tr}[(\nabla \text{axl } A)^T] \cdot \mathbb{1} + \alpha_2 \text{skew tr}[(\nabla \text{axl } A)^T] \cdot \mathbb{1} + \alpha_3 \text{tr}(\text{tr}[(\nabla \text{axl } A)^T] \cdot \mathbb{1}) \cdot \mathbb{1} \\ & = -\alpha_1 \text{dev sym}(\nabla \text{axl } A) + \alpha_2 \text{skew}(\nabla \text{axl } A) - \alpha_3 \text{tr}(\nabla \text{axl } A) \cdot \mathbb{1} + 3\alpha_3 \text{tr}(\nabla \text{axl } A) \cdot \mathbb{1} \\ & = -\alpha_1 \text{dev sym}(\nabla \text{axl } A) + \alpha_2 \text{skew}(\nabla \text{axl } A) + 2\alpha_3 \text{tr}(\nabla \text{axl } A) \cdot \mathbb{1}. \end{aligned} \quad (4.36)$$

Hence, we have after multiplication with  $A_{,t}$

$$\begin{aligned} & \langle \text{Curl}[\alpha_1 \text{dev sym Curl } A + \alpha_2 \text{skew Curl } A + \alpha_3 \text{tr}(\text{Curl } A) \cdot \mathbb{1}], A_{,t} \rangle \\ & = \langle \text{skew Curl}[\alpha_1 \text{dev sym Curl } A + \alpha_2 \text{skew Curl } A + \alpha_3 \text{tr}(\text{Curl } A) \cdot \mathbb{1}], A_{,t} \rangle \\ & = \langle \text{skew Curl}[-\alpha_1 \text{dev sym}(\nabla \text{axl } A) + \alpha_2 \text{skew}(\nabla \text{axl } A) + 2\alpha_3 \text{tr}(\nabla \text{axl } A) \cdot \mathbb{1}], A_{,t} \rangle \\ & = \langle \text{Curl}[-\alpha_1 \text{dev sym}(\nabla \text{axl } A) + \alpha_2 \text{skew}(\nabla \text{axl } A) + 2\alpha_3 \text{tr}(\nabla \text{axl } A) \cdot \mathbb{1}], A_{,t} \rangle \end{aligned} \quad (4.37)$$

which, using the strong anchoring boundary conditions (4.31), implies

$$\begin{aligned} & \int_{\Omega} \langle \alpha_1 \text{dev sym Curl } A + \alpha_2 \text{skew Curl } A + \alpha_3 \text{tr}(\text{Curl } A) \cdot \mathbb{1}, \\ & \quad \text{dev sym Curl } A_{,t} + \text{skew Curl } A_{,t} + \frac{1}{3} \text{tr}(\text{Curl } A_{,t}) \rangle dv \\ & = \int_{\Omega} \langle -\alpha_1 \text{dev sym}(\nabla \text{axl } A) + \alpha_2 \text{skew}(\nabla \text{axl } A) + 2\alpha_3 \text{tr}(\nabla \text{axl } A) \cdot \mathbb{1}, \text{Curl } A_{,t} \rangle dv. \end{aligned} \quad (4.38)$$

Moreover, we deduce that

$$\begin{aligned} & \frac{1}{2} \frac{d}{dt} \int_{\Omega} \left( \alpha_1 \|\text{dev sym Curl } A\|^2 + \alpha_2 \|\text{skew Curl } A\| + \alpha_3 \text{tr}(\text{Curl } A)^2 \right) dv \\ & = \int_{\Omega} \langle -\alpha_1 \text{dev sym}(\nabla \text{axl } A) + \alpha_2 \text{skew}(\nabla \text{axl } A) + 2\alpha_3 \text{tr}(\nabla \text{axl } A) \cdot \mathbb{1}, -(\nabla \text{axl } A_{,t})^T + \text{tr}[(\nabla \text{axl } A_{,t})^T] \cdot \mathbb{1} \rangle dv \\ & = \int_{\Omega} \langle -\alpha_1 \text{dev sym}(\nabla \text{axl } A) + \alpha_2 \text{skew}(\nabla \text{axl } A) + 2\alpha_3 \text{tr}(\nabla \text{axl } A) \cdot \mathbb{1}, \end{aligned}$$

$$\begin{aligned}
& -\operatorname{dev} \operatorname{sym}(\nabla \operatorname{axl} A_{,t})^T - \operatorname{skew}(\nabla \operatorname{axl} A_{,t})^T - \frac{1}{3} \operatorname{tr}[(\nabla \operatorname{axl} A_{,t})^T] \cdot \mathbb{1} + \operatorname{tr}[(\nabla \operatorname{axl} A_{,t})^T] \cdot \mathbb{1} \, dv \\
= & \int_{\Omega} \langle -\alpha_1 \operatorname{dev} \operatorname{sym}(\nabla \operatorname{axl} A) + \alpha_2 \operatorname{skew}(\nabla \operatorname{axl} A) + 2\alpha_3 \operatorname{tr}(\nabla \operatorname{axl} A) \cdot \mathbb{1}, \\
& -\operatorname{dev} \operatorname{sym}(\nabla \operatorname{axl} A_{,t})^T - \operatorname{skew}(\nabla \operatorname{axl} A_{,t})^T + \frac{2}{3} \operatorname{tr}[(\nabla \operatorname{axl} A_{,t})^T] \cdot \mathbb{1} \, dv \\
= & \frac{1}{2} \frac{d}{dt} \int_{\Omega} \left( \alpha_1 \|\operatorname{dev} \operatorname{sym}(\nabla \operatorname{axl} A)\|^2 + \alpha_2 \|\operatorname{skew}(\nabla \operatorname{axl} A)\|^2 + 4\alpha_3 [\operatorname{tr}(\nabla \operatorname{axl} A)]^2 \right) dv.
\end{aligned} \tag{4.39}$$

Because  $A$  is skew-symmetric, it is completely defined by its axial vector  $\operatorname{axl} A$  and we have

$$\begin{aligned}
\operatorname{sym} A &= 0, & \operatorname{tr}(A) &= 0, & \|A\|^2 &= 2\|\operatorname{axl} A\|^2, & \operatorname{tr}(\operatorname{Curl} A) &= 2 \operatorname{tr}(\nabla \operatorname{axl} A) \\
\|\operatorname{skew}(\nabla u - A)\|^2 &= 2\|\operatorname{axl}(\operatorname{skew} \nabla u) - \operatorname{axl} A\|^2 = \frac{1}{2} \|\operatorname{curl} u - 2 \operatorname{axl} A\|^2.
\end{aligned} \tag{4.40}$$

Then, the total energies

$$\begin{aligned}
\mathcal{L}_1(u_{,t}, A_{,t}, \nabla u - A, \operatorname{sym} A, \operatorname{Curl} A) \\
= & \int_{\Omega} \left( \frac{1}{2} \|u_{,t}\|^2 + \frac{1}{2} \|A_{,t}\|^2 + \mu_e \|\operatorname{sym} \nabla u\|^2 + \mu_c \|\operatorname{skew}(\nabla u - A)\|^2 + \frac{\lambda_e}{2} \operatorname{tr}(\nabla u)^2 \right. \\
& \left. + \frac{\alpha_1}{2} \|\operatorname{dev} \operatorname{sym} \operatorname{Curl} A\|^2 + \frac{\alpha_2}{2} \|\operatorname{skew} \operatorname{Curl} A\|^2 + \frac{\alpha_3}{2} [\operatorname{tr}(\operatorname{Curl} A)]^2 \right) dv,
\end{aligned} \tag{4.41}$$

and

$$\begin{aligned}
\mathcal{L}_2(u_{,t}, (\operatorname{axl} A)_{,t}, \nabla u - A, \operatorname{axl} A) \\
= & \int_{\Omega} \left( \frac{1}{2} \|u_{,t}\|^2 + \|(\operatorname{axl} A)_{,t}\|^2 + \mu_e \|\operatorname{sym} \nabla u\|^2 + \mu_c \|\operatorname{skew}(\nabla u - A)\|^2 + \frac{\lambda_e}{2} [\operatorname{tr}(\nabla u)]^2 \right. \\
& \left. + \frac{\alpha_1}{2} \|\operatorname{dev} \operatorname{sym}(\nabla \operatorname{axl} A)\|^2 + \frac{\alpha_2}{2} \|\operatorname{skew}(\nabla \operatorname{axl} A)\|^2 + 2\alpha_3 [\operatorname{tr}(\nabla \operatorname{axl} A)]^2 \right) dv
\end{aligned} \tag{4.42}$$

are equivalent and lead to equivalent Euler-Lagrange equations. The power function is given by

$$\begin{aligned}
\Pi(t) &= \int_{\Omega} (\langle f, u_t \rangle + \langle M, A_t \rangle) dv = \int_{\Omega} (\langle f, u_t \rangle + \langle \operatorname{skew} M, A_t \rangle) dv \\
&= \int_{\Omega} (\langle f, u_t \rangle + 2\langle \operatorname{axl} \operatorname{skew} M, \operatorname{axl} A_t \rangle) dv.
\end{aligned} \tag{4.43}$$

In conclusion, in view of (4.40), the Euler-Lagrange equation gives us the following system of partial differential equations for  $u$  and  $A$

$$\begin{aligned}
u_{,tt} &= \operatorname{Div}[2\mu_e \operatorname{sym} \nabla u + 2\mu_c \operatorname{skew}(\nabla u - A) + \lambda_e \operatorname{tr}(\nabla u) \cdot \mathbb{1}] + f, \\
(\operatorname{axl} A)_{,tt} &= \operatorname{Div} \left[ \frac{\alpha_1}{2} \operatorname{dev} \operatorname{sym}(\nabla \operatorname{axl} A) + \frac{\alpha_2}{2} \operatorname{skew}(\nabla \operatorname{axl} A) + 2\alpha_3 \operatorname{tr}(\nabla \operatorname{axl} A) \cdot \mathbb{1} \right] \\
&\quad + 2\mu_c \operatorname{axl}(\operatorname{skew} \nabla u - A) + \operatorname{axl} \operatorname{skew} M \quad \text{in } \Omega \times [0, T],
\end{aligned}$$

which is completely equivalent with the system (4.29). In the case of the Cosserat theory we must put  $\mu_e = \mu$  and  $\lambda_e = \lambda$ , where  $\mu$  and  $\lambda$  are the Lamé constants from classical elasticity<sup>11</sup>. The set of *independent constitutive variables* for the Cosserat model is

$$e = \nabla u - A, \quad \alpha = -\operatorname{Curl} A. \tag{4.44}$$

---

<sup>11</sup>In light of our ‘‘homogenization formula’’ (2.27),  $\mu_e = \frac{\mu_h \mu}{\mu_h - \mu}$ ,  $2\mu_e + 3\lambda_e = \frac{(2\mu_h + 3\lambda_h)(2\mu + 3\lambda)}{(2\mu_h + 3\lambda_h) - (2\mu + 3\lambda)}$  such a choice is inconsistent. The linear Cosserat model is physically doubtful [10]. In [9, 10] the author disproves micropolar effects to appear from the homogenization of heterogeneous Cauchy material. In [120] a case is made, that the linear Cosserat model leads to unphysical effects which are incompatible with a heterogeneous material. In [11] the opposite claim is made, under the assumption that the inclusion in a Cauchy matrix material is significantly less stiff than the matrix. These authors argue, that a Cosserat model is not suitable for a stiffer inclusion.

In terms of the microrotation vector  $\vartheta = \text{axl } A$ , the above system turns into the classical format

$$\begin{aligned} u_{,tt} &= \text{Div}[2\mu_e \text{sym } \nabla u + 2\mu_c(\text{skew } \nabla u - \text{anti}(\vartheta)) + \lambda_e \text{tr}(\nabla u) \cdot \mathbb{1}] + f, \\ \vartheta_{,tt} &= \text{Div} \left[ \frac{\alpha_1}{2} \text{dev sym } \nabla \vartheta + \frac{\alpha_2}{2} \text{skew } \nabla \vartheta + 2\alpha_3 \text{tr}(\nabla \vartheta) \cdot \mathbb{1} \right] \\ &\quad + 2\mu_c [\text{axl}(\text{skew } \nabla u) - \vartheta] + \text{axl skew } M \quad \text{in } \Omega \times [0, T], \end{aligned}$$

We point out that for the static case and for  $\mu_c > 0$  in this model, existence and uniqueness can be shown for a very weak curvature energy, namely for  $\alpha_1 > 0$ ,  $\alpha_2, \alpha_3 \geq 0$ , see [81]. For  $\mu_c = 0$  in the linear Cosserat model, the system uncouples. This is another artefact of the linear Cosserat model.

Let us remark that if we relax the isotropic energy from the gradient elasticity formulation [41, 160, 113]

$$\mathcal{E}(\nabla u, \nabla(\text{skew } \nabla u)) = \mu \|\text{dev sym } \nabla u\|^2 + \frac{2\mu + 3\lambda}{6} [\text{tr}(\nabla u)]^2 + \mu L_c^2 \|\nabla(\text{skew } \nabla u)\|^2, \quad (4.45)$$

corresponding to the *indeterminate couple stress problem*, such that

$$\mathcal{E}(\nabla u, A, \nabla A) = \mu \|\text{dev sym } \nabla u\|^2 + \frac{2\mu + 3\lambda}{6} [\text{tr}(\nabla u)]^2 + \mu L_c^2 \|\nabla A\|^2 + \varkappa^+ \mu \|\text{skew } \nabla u - A\|^2, \quad (4.46)$$

where  $\varkappa^+$  is a dimensionless penalty coefficient, then we obtain the isotropic Cosserat model. The coefficient  $\varkappa^+ \mu = \mu_c$  is the Cosserat couple modulus. We observe that no mixed terms appear.

#### 4.5 Lazar's translational gauge theory of dislocations

The static equations used by Lazar and Anastassiadis [95, 91] in the isotropic gauge theory of dislocations can be expressed as

$$\begin{aligned} 0 &= \text{Div}[2\mu_e \text{sym}(\nabla u - P) + 2\mu_c \text{skew}(\nabla u - P) + \lambda_e \text{tr}(\nabla u - P) \cdot \mathbb{1}] + f, \\ \sigma^0 &= -\text{Curl}[\alpha_1 \text{dev sym}(\text{Curl } P) + \alpha_2 \text{skew}(\text{Curl } P) + \alpha_3 \text{tr}(\text{Curl } P) \cdot \mathbb{1}] \\ &\quad + 2\mu_e \text{sym}(\nabla u - P) + 2\mu_c \text{skew}(\nabla u - P) + \lambda_e \text{tr}(\nabla u - P) \cdot \mathbb{1}, \end{aligned} \quad (4.47)$$

where the coefficients  $\alpha_1$ ,  $\alpha_2$ ,  $\alpha_3$  correspond to  $a_1$ ,  $a_2$ ,  $\frac{a_3}{3}$  from the Lazar's notations,  $\sigma^0$  is a statically admissible background field (the body moment tensor  $M$  in the Eringen-Claus model (4.19)), i.e.

$$\text{Div } \sigma_0 + f = 0, \quad \sigma_0 \cdot n|_{\partial\Omega \setminus \Gamma} = N, \quad (4.48)$$

with  $N$  prescribed. Lazar and Anastassiadis have decomposed the dislocation tensor  $\text{Curl } P$  into its  $\text{SO}(3)$ -irreducible pieces, “the axitor”, “the tentor” and “the trator” parts, i.e.

$$\text{Curl } P = \underbrace{\text{dev sym}(\text{Curl } P)}_{\text{“tentor”}} + \underbrace{\text{skew}(\text{Curl } P)}_{\text{“trator”}} + \underbrace{\frac{1}{3} \text{tr}(\text{Curl } P) \cdot \mathbb{1}}_{\text{“axitor”}}. \quad (4.49)$$

It is clear that the Lazar's model [95] is a simplified static version of the asymmetric isotropic Eringen-Claus model for dislocation dynamics [31] (see the Subsection 4.3) with  $\mathbb{H} = 0$  and  $\mu_c > 0$ . The tensor  $\mathbb{H}$  is absent since the term  $\langle \mathbb{H}, \text{sym } P, \text{sym } P \rangle$  is not translation gauge invariant. In [95] various special solutions to (4.47) for screw and edge dislocations are constructed.

Abbreviating  $\beta_e := \nabla u - P \in \mathbb{R}^{3 \times 3}$  the system is equivalent to the Euler-Lagrange equations of

$$\begin{aligned} \int_{\Omega} \left[ \mu_e \|\text{sym } \beta_e\|^2 + \mu_c \|\text{skew } \beta_e\|^2 + \frac{\lambda_e}{2} [\text{tr}(\beta_e)]^2 \right. \\ \left. + \frac{\alpha_1}{2} \|\text{dev sym } \text{Curl } \beta_e\|^2 + \frac{\alpha_2}{2} \|\text{dev sym } \text{Curl } \beta_e\|^2 + \frac{\alpha_3}{2} [\text{tr}(\text{Curl } \beta_e)]^2 \right. \\ \left. + \langle \sigma_0, \beta_e \rangle \right] dv \rightarrow \min. \beta_e, \quad \beta_e \cdot \tau = 0 \quad \text{on } \Gamma \subset \partial\Omega. \end{aligned} \quad (4.50)$$



In the variational formulation, the dislocation model can be seen as an elastic (reversible) description of a material, which may respond to external loads by an elastic distortion field  $\beta_e$  which is not anymore a gradient (incompatible). This is not yet an irreversible plasticity formulation, since elasticity does not change the state of the body.

The Euler-Lagrange equations turn out to be

$$\begin{aligned} -f &= \text{Div } \sigma_0 = \text{Div}[2\mu_e \text{sym } \beta_e + 2\mu_c \text{skew } \beta_e + \lambda_e \text{tr}(\beta_e) \cdot \mathbb{1}], \\ \sigma^0 &= \text{Curl}[\alpha_1 \text{dev sym}(\text{Curl } \beta_e) + \alpha_2 \text{skew}(\text{Curl } \beta_e) + \alpha_3 \text{tr}(\text{Curl } \beta_e) \cdot \mathbb{1}] \\ &\quad + 2\mu_e \text{sym } \beta_e + 2\mu_c \text{skew } \beta_e + \lambda_e \text{tr}(\beta_e) \cdot \mathbb{1}. \end{aligned} \quad (4.51)$$

We will deal with the well-posedness for the minimization problem (4.50) in another work.

#### 4.6 The symmetric earthquake structure model of Teisseyre

Teisseyre [161, 162] followed closely the approach to micromorphic continuum theory developed by Suhubi and Eringen [49] and by Eringen and Claus [48]. In fact he used the equations of motion given by Eringen and Claus ([48], Eq. (3.39)) written in terms of the divergence operator (see Eqs. (1)-(4) from [161] and also [48])

$$\begin{aligned} \varrho u_{l,tt} &= \tilde{\sigma}_{kl,k} + f_l, \\ P_{lm,tt} &= \Lambda_{plm,p} + \tilde{\sigma}_{ml} - \tilde{s}_{ml} + M_{lm}, \end{aligned} \quad (4.52)$$

where (see the constitutive equations (36)-(38) from [161])

$$\begin{aligned} \tilde{\sigma}_{kl} &= (\bar{\lambda} + \tau) \varepsilon_{mm} \delta_{kl} + 2(\bar{\mu} + \varsigma) \varepsilon_{kl} + \eta \bar{e}_{mm} \delta_{kl} + \bar{\nu} \bar{e}_{lk} + \kappa \bar{e}_{kl}, \\ \tilde{s}_{kl} &= (\bar{\lambda} + 2\tau) \varepsilon_{mm} \delta_{kl} + 2(\bar{\mu} + 2\varsigma) \varepsilon_{kl} + (2\eta - \tau) \bar{e}_{mm} \delta_{kl} + (\bar{\nu} + \kappa - \varsigma) (\bar{e}_{kl} + \bar{e}_{lk}), \\ \Lambda_{plk} &= a_1 \alpha_{rn} (\varepsilon_{prn} \delta_{kl} - \varepsilon_{krn} \delta_{pl}) + a_2 \varepsilon_{pkn} \alpha_{ln} + a_3 (\varepsilon_{pln} \alpha_{kn} - \varepsilon_{kln} \alpha_{pn}), \end{aligned} \quad (4.53)$$

the *constitutive variables*  $\varepsilon_{kl}$ ,  $\bar{e}_{kl}$  and  $\alpha_{kl}$  are the same as in the Eringen-Claus theory (see Subsection 4.3) and the rest of the quantities have the same signification as in Subsection 2.1. For simplicity, the system (4.52) is considered in a normalized form.

The constitutive equations and the equation of motion are the same as in the Eringen-Claus model [48]: in fact, using that  $\Lambda_{klm} = -\Lambda_{mlk}$  from (4.53)<sub>3</sub>, Eringen and Claus considered the tensor

$$m_{kl} = \frac{1}{2} \varepsilon_{kmn} \Lambda_{mln} \quad (4.54)$$

and rewrote the equation (4.52)<sub>3</sub> in the following format

$$P_{lm,tt} = \varepsilon_{kmn} m_{nl,k} + \tilde{\sigma}_{ml} - \tilde{s}_{ml} + M_{lm} \Leftrightarrow P_{,tt} = -\text{Curl}(m^T) + \tilde{\sigma}^T - \tilde{s}^T + M. \quad (4.55)$$

Moreover, because the tensor  $m_{kl}$  is given by

$$m_{kl} = -a_3 \alpha_{mm} \delta_{kl} - a_1 \alpha_{kl} + (a_1 - a_2 + a_3) \alpha_{lk}, \quad (4.56)$$

the equations of motion give us an energy whose form can be found following the Subsection 4.3. More precisely, the energy

$$\mathcal{K}_1(P) = \langle \Lambda, \nabla P \rangle, \quad (4.57)$$

from [162] is in fact the energy

$$\begin{aligned} \mathcal{K}_2(P) &= \langle m, \text{Curl } P \rangle \\ &= (a_2 - a_3) \|\text{dev sym}(\text{Curl } P)\|^2 + (a_2 - a_3 - 2a_1) \|\text{skew}(\text{Curl } P)\|^2 + \frac{2a_3 + a_2}{3} [\text{tr}(\text{Curl } P)]^2 \\ &= \alpha_1 \|\text{dev sym}(\text{Curl } P)\|^2 + \alpha_2 \|\text{skew}(\text{Curl } P)\|^2 + \alpha_3 [\text{tr}(\text{Curl } P)]^2. \end{aligned} \quad (4.58)$$

The first assumption of Teisseyre is that  $\kappa = \bar{\nu}$  which implies that the force stress tensor  $\tilde{\sigma}$  is symmetric. Imposing the additional assumption that the moments of rotations have to vanish he also requires that the corresponding differences between the stress moment components and body couples appearing in the equation vanish. This is the reason why he assumed that

$$\Lambda_{plk,p} = \Lambda_{pkl,p}, \quad M_{lk} = M_{kl}. \quad (4.59)$$

If (4.59) are satisfied, we see immediately that (4.52) determines  $P_{,tt}$  to be symmetric.

Using the identity

$$\Lambda_{klm} = \epsilon_{kmn}m_{nl} \quad (4.60)$$

the symmetry constraint  $\Lambda_{plk,p} = \Lambda_{pkl,p}$ , can be rewritten in terms of  $m$ , i.e.

$$\begin{aligned} (\text{Curl}(m^T))_{ml} &= \epsilon_{lkn}m_{nm,k} = -\epsilon_{kln}m_{nm,k} = -\Lambda_{kml,k} \\ &= -\Lambda_{klm,k} = -\epsilon_{kmn}m_{nl,k} = \epsilon_{mkn}m_{nl,k} = (\text{Curl}(m^T))_{lm}. \end{aligned} \quad (4.61)$$

In other words, (4.59)<sub>1</sub> demands that  $m$  is such that

$$\text{Curl}(m^T) \in \text{Sym}(3). \quad (4.62)$$

Obviously,  $P_{,tt}$  symmetric does not imply that  $P$  must be symmetric.

Hence, in view of (4.26) the constraint (4.62) means that

$$\text{Curl}[\alpha_1 \text{dev sym Curl } P + \alpha_2 \text{skew Curl } P + \alpha_3 \text{tr}(\text{Curl } P) \cdot \mathbb{1}] \in \text{Sym}(3), \quad (4.63)$$

and further that

$$\text{Curl}\{\alpha_1 \text{dev sym}(\text{Curl } P)^T - \alpha_2 \text{skew}(\text{Curl } P)^T + \alpha_3 \text{tr}[(\text{Curl } P)^T] \cdot \mathbb{1}\} \in \text{Sym}(3). \quad (4.64)$$

In order to satisfy (4.59)<sub>1</sub>, Teisseyre considered the following sufficient condition<sup>12</sup>

$$a_2 = -a_3, \quad a_1 = -2a_3. \quad (4.65)$$

In terms of our notations these imply that

$$\alpha_1 = -6\alpha_3, \quad \alpha_2 = 6\alpha_3. \quad (4.66)$$

The conditions (4.59) and (4.66) are the so-called *Einstein choice* in three dimensions and they were used by Malyshev [98] and Lazar [89, 90] in order to investigate dislocations with symmetric force stress<sup>13</sup>.

In addition, in another paper [162], Teisseyre assumed that  $a_3 = 0$  which removes the effects of the *micro-dislocation* tensor  $\alpha = -\text{Curl } P$  completely.

In other words, the Einstein choice (4.66) leads to

$$\begin{aligned} &\text{Curl}\{\alpha_1 \text{dev sym}(\text{Curl } P)^T - \alpha_2 \text{skew}(\text{Curl } P)^T + \alpha_3 \text{tr}[(\text{Curl } P)^T] \cdot \mathbb{1}\} \\ &= \text{Curl}\{-6\alpha_3 \text{dev sym}(\text{Curl } P)^T - 6\alpha_3 \text{skew}(\text{Curl } P)^T + \alpha_3 \text{tr}[(\text{Curl } P)^T] \cdot \mathbb{1}\} \\ &= -6\alpha_3 \text{Curl}\{\text{dev sym}(\text{Curl } P)^T + \text{skew}(\text{Curl } P)^T - \frac{1}{6} \text{tr}[(\text{Curl } P)^T] \cdot \mathbb{1}\} \\ &= -6\alpha_3 \text{Curl}\{\text{dev sym}(\text{Curl } P)^T + \text{skew}(\text{Curl } P)^T + \frac{1}{3} \text{tr}[(\text{Curl } P)^T] \cdot \mathbb{1} - \frac{1}{2} \text{tr}[(\text{Curl } P)^T] \cdot \mathbb{1}\}. \end{aligned} \quad (4.67)$$

Using the decomposition (4.49) of the dislocation tensor  $\text{Curl } P$ , (4.67) implies

$$\begin{aligned} &\text{Curl}\{\alpha_1 \text{dev sym}(\text{Curl } P)^T - \alpha_2 \text{skew}(\text{Curl } P)^T + \alpha_3 \text{tr}[(\text{Curl } P)^T] \cdot \mathbb{1}\} \\ &= -6\alpha_3 \text{Curl}[(\text{Curl } P)^T] + 3\alpha_3 \text{Curl}\{\text{tr}[(\text{Curl } P)^T] \cdot \mathbb{1}\}. \end{aligned} \quad (4.68)$$

<sup>12</sup>In fact the condition  $a_2 = a_1 + a_3$  is necessary and sufficient to satisfy (4.59)<sub>1</sub> if  $P \in \text{Sym}(3)$ .

<sup>13</sup>In the Lazar's notations the conditions (4.66) becomes  $a_2 = -a_1$  and  $a_3 = -\frac{a_1}{2}$ .

Let us remark that for all differentiable functions  $\zeta : \mathbb{R} \rightarrow \mathbb{R}$  on  $\Omega$  we have

$$\text{Curl}(\zeta \cdot \mathbb{1}) = \begin{pmatrix} 0 & \zeta_{,3} & -\zeta_{,2} \\ -\zeta_{,3} & 0 & \zeta_{,1} \\ \zeta_{,2} & -\zeta_{,1} & 0 \end{pmatrix} \in \mathfrak{so}(3). \quad (4.69)$$

On the other hand we have

$$\begin{aligned} \text{Curl}[(\text{Curl } S)^T] &\in \text{Sym}(3), & \text{for all } S &\in \text{Sym}(3), \\ \text{Curl}[(\text{Curl } A)^T] &\in \mathfrak{so}(3), & \text{for all } A &\in \mathfrak{so}(3), \\ \text{tr}(\text{Curl } S) &= 0, & \text{for all } S &\in \text{Sym}(3). \end{aligned} \quad (4.70)$$

Hence, from (4.62), (4.68), (4.70) and (4.69) we obtain

$$\begin{aligned} \text{Curl}(m^T)|_{\alpha_1=-6\alpha_3, \alpha_2=6\alpha_3} &= -6\alpha_3 \underbrace{\text{Curl}\{[\text{Curl}(\text{sym } P)]^T\}}_{\in \text{Sym}(3)} \\ &\quad - 6\alpha_3 \underbrace{\text{Curl}\{[\text{Curl}(\text{skew } P)]^T\}}_{\in \mathfrak{so}(3)} + 3\alpha_3 \underbrace{\text{Curl}\{\text{tr}[(\text{Curl}(\text{skew } P))^T] \cdot \mathbb{1}\}}_{\in \mathfrak{so}(3)}. \end{aligned} \quad (4.71)$$

Let us also remark that if we consider

$$\text{skew } P = \begin{pmatrix} 0 & -p_3 & p_2 \\ p_3 & 0 & -p_1 \\ -p_2 & p_1 & 0 \end{pmatrix} \quad (4.72)$$

then we have

$$(\text{Curl}(\text{skew } P))^T = \begin{pmatrix} p_{3,3} + p_{2,2} & -p_{1,2} & -p_{1,3} \\ -p_{2,1} & p_{3,3} + p_{1,1} & -p_{2,3} \\ -p_{3,1} & -p_{3,2} & p_{2,2} + p_{1,1} \end{pmatrix}. \quad (4.73)$$

Thus, we deduce

$$\text{tr}[(\text{Curl}(\text{skew } P))^T] = 2(p_{1,1} + p_{2,2} + p_{3,3}) = 2 \text{div } p, \quad (4.74)$$

where  $p = \text{axl}(\text{skew } P)$ .

Moreover, in view of (4.69), (4.74) implies

$$\text{Curl}\{\text{tr}[(\text{Curl}(\text{skew } P))^T] \cdot \mathbb{1}\} = 2 \begin{pmatrix} 0 & \text{div } p_{,3} & -\text{div } p_{,2} \\ -\text{div } p_{,3} & 0 & \text{div } p_{,1} \\ \text{div } p_{,2} & -\text{div } p_{,1} & 0 \end{pmatrix} = -2 \text{anti } \nabla(\text{div } p). \quad (4.75)$$

On the other hand, we have

$$\text{Curl}\{[\text{Curl}(\text{skew } P)]^T\} = \begin{pmatrix} 0 & \text{div } p_{,3} & -\text{div } p_{,2} \\ -\text{div } p_{,3} & 0 & \text{div } p_{,1} \\ \text{div } p_{,2} & -\text{div } p_{,1} & 0 \end{pmatrix} = -\text{anti } \nabla(\text{div } p). \quad (4.76)$$

From the above two identities, we deduce

$$-2 \text{Curl}\{[\text{Curl}(\text{skew } P)]^T\} + \text{Curl}\{\text{tr}[(\text{Curl}(\text{skew } P))^T] \cdot \mathbb{1}\} = 0, \quad \text{for all } P \in \mathbb{R}^{3 \times 3}. \quad (4.77)$$

Thus, we obtain

$$\text{Curl}(m^T)|_{\alpha_1=-6\alpha_3, \alpha_2=6\alpha_3} = -6\alpha_3 \text{Curl}\{[\text{Curl}(\text{sym } P)]^T\} \in \text{Sym}(3), \quad \text{for all } P \in \mathbb{R}^{3 \times 3}. \quad (4.78)$$

Summarizing, we have the following result which gives information about the symmetry of the model.

**Remark 4.1**

i) If  $\alpha_1 = -6\alpha_3$  and  $\alpha_2 = 6\alpha_3$ , then

$$\text{Curl}\{\alpha_1 \text{dev sym Curl } P + \alpha_2 \text{skew Curl } P + \alpha_3 \text{tr}(\text{Curl } P) \cdot \mathbb{1}\} \in \text{Sym}(3) \quad \text{for all} \quad P \in \mathbb{R}^{3 \times 3}. \quad (4.79)$$

ii) Given  $P \in \text{Sym}(3)$ , then we have

$$\text{Curl}\{\alpha_1 \text{dev sym Curl } P + \alpha_2 \text{skew Curl } P + \alpha_3 \text{tr}(\text{Curl } P) \cdot \mathbb{1}\} \in \text{Sym}(3). \quad (4.80)$$

if and only if  $\alpha_1 = -\alpha_2$ .

We conclude that, in view of (4.71) and (4.77), the Einstein choice (4.66) implies that

$$\text{Curl}[m^T] \in \text{Sym}(3), \quad \text{for all} \quad P \in \mathbb{R}^{3 \times 3}. \quad (4.81)$$

Thus, the condition (4.65) is in concordance, without any restriction and projection of the equation, with the assumption that  $P_{,tt}$  remains symmetric since the right hand side of the equations (4.19) is now symmetric. Therefore Teisseyre's model does have a symmetric stress tensor, it is based on the dislocation tensor  $\alpha$ , and determines nevertheless a symmetric micro-distortion such that  $P_{,tt}$ .

In addition, if  $P \in \text{Sym}(3)$ , then from (4.55) it follows that skew  $P$  is solution of the problem

$$(\text{skew } P)_{,tt} = 0, \quad (\text{skew } P)(x, 0) = 0, \quad (\text{skew } P)_{,t}(x, 0) = 0. \quad (4.82)$$

The unique solution of the above problem is skew  $P = 0$ . Thus, we conclude that if  $P(x, 0) \in \text{Sym}(3)$  and  $P_{,t}(x, 0) \in \text{Sym}(3)$ , then  $P(x, t) \in \text{Sym}(P)$  and in consequence the Teisseyre's model is a fully "symmetric" micromorphic model.

If we consider the supplementary conditions (4.65), then the energy  $\mathcal{K}_2$  becomes

$$\mathcal{K}_2(P) = -2a_3 \|\text{dev sym}(\text{Curl } P)\|^2 + 4a_3 \|\text{skew}(\text{Curl } P)\|^2 + \frac{a_3}{3} [\text{tr}(\text{Curl } P)]^2, \quad (4.83)$$

which has no sign! The constraint (4.65), introduced for having  $P_{,tt} \in \text{Sym}(3)$  destroys, therefore, the positive definiteness of the dislocation energy (4.83). In fact, the most general form of the energy (4.83) considered by Teisseyre is

$$\mathcal{K}_2(\text{sym } P) = \langle \widehat{\mathbb{L}}_c \cdot \text{Curl sym } P, \text{Curl sym } P \rangle, \quad (4.84)$$

where  $\widehat{\mathbb{L}}_c$  is a *non-positive definite* isotropic tensor. In view of (2.17), this energy is equivalent with

$$\mathcal{K}_T(\text{sym } P) = \langle \widehat{\mathbb{L}}_T \cdot \nabla \text{sym } P, \nabla \text{sym } P \rangle, \quad (4.85)$$

where

$$\widehat{\mathbb{L}}_T : \mathbb{R}^{3 \times 3 \times 3} \rightarrow \mathbb{R}^{3 \times 3 \times 3}. \quad (4.86)$$

The energy  $\mathcal{K}_T(\text{sym } P)$  is similar with the energy from the gradient elasticity formulation [41]

$$\mathcal{E}(\text{sym } \nabla u) = \langle \widehat{\mathbb{L}}_T \cdot \nabla(\text{sym } \nabla u), \nabla(\text{sym } \nabla u) \rangle. \quad (4.87)$$

If we extend the Teisseyre's model to the anisotropic case, then the total energy is equivalent with the energy

$$2\widehat{E}(t) := \int_{\Omega} \left( \|u_{,t}\|^2 + \|(\text{sym } P)_{,t}\|^2 + \langle \mathbb{C} \cdot \text{sym}(\nabla u - P), \text{sym}(\nabla u - P) \rangle + \langle \mathbb{H} \cdot \text{sym } P, \text{sym } P \rangle + \langle \widehat{\mathbb{L}} \cdot \nabla(\text{sym } P), \nabla(\text{sym } P) \rangle \right) dv, \quad (4.88)$$

from the microstrain model [55] (see Subsection 4.2). In conclusion, the Teisseyre's model is a special degenerate isotropic microstrain model and it is therefore incapable of describing rotation of the microstructure, hence the name "symmetric" micromorphic model.

## 4.7 The asymmetric microstretch model in dislocation format

It is well known that the theory of microstretch elastic materials is a special subclass of the class of micromorphic materials [47, 18, 14, 13]. In this Subsection we show that the microstretch model is already contained in our relaxed micromorphic model in dislocation format. To this aim, we assume that the micro-distortion tensor has the form  $P = \zeta \cdot \mathbb{1} + A$ , where  $A \in \mathfrak{so}(3)$  and  $\zeta$  is a scalar function. It is easy to check that

$$\text{Curl } P = \text{Curl } A + \text{Curl}(\zeta \cdot \mathbb{1}) = \text{Curl } A + \begin{pmatrix} 0 & \zeta_{,3} & -\zeta_{,2} \\ -\zeta_{,3} & 0 & \zeta_{,1} \\ \zeta_{,2} & -\zeta_{,1} & 0 \end{pmatrix}, \quad (4.89)$$

and

$$\text{Curl}(\text{Curl } P) = \text{Curl}(\text{Curl } A) + \begin{pmatrix} -(\zeta_{,22} + \zeta_{,33}) & \zeta_{,12} & \zeta_{,13} \\ \zeta_{,12} & -(\zeta_{,11} + \zeta_{,33}) & \zeta_{,23} \\ \zeta_{,13} & \zeta_{,23} & -(\zeta_{,11} + \zeta_{,22}) \end{pmatrix}. \quad (4.90)$$

As in the construction of the linear Cosserat model in terms of the dislocation density tensor (Subsection 4.4), for isotropic materials and with the asymmetric factor  $2\mu_c \text{skew}(\nabla u - P)$  incorporated, the constitutive equations become

$$\begin{aligned} \sigma &= 2\mu_e \text{sym}(\nabla u - \zeta \cdot \mathbb{1}) + 2\mu_c \text{skew}(\nabla u - A) + \lambda_e \text{tr}(\nabla u - \zeta \cdot \mathbb{1}) \cdot \mathbb{1}, \\ m &= \alpha_1 \text{dev sym Curl } A + \alpha_2 \text{skew Curl } A + \alpha_3 \text{tr}(\text{Curl } A) \cdot \mathbb{1} \\ &\quad + \alpha_1 \underbrace{\text{dev sym Curl}(\zeta \cdot \mathbb{1})}_{=0} + \alpha_2 \text{skew Curl}(\zeta \cdot \mathbb{1}) + \alpha_3 \underbrace{\text{tr}(\text{Curl}(\zeta \cdot \mathbb{1}))}_{=0} \cdot \mathbb{1} \\ s &= 2\mu_h \text{sym}(\zeta \cdot \mathbb{1}) + \lambda_h \text{tr}(\zeta \cdot \mathbb{1}) \cdot \mathbb{1}, \quad \text{in } \Omega \times [0, T]. \end{aligned} \quad (4.91)$$

Observing that for all matrices  $X \in \mathbb{R}^{3 \times 3}$  we have the decomposition

$$X - \text{dev sym } X = \text{skew } X + \frac{1}{3} \text{tr}(X) \cdot \mathbb{1}, \quad (4.92)$$

we obtain by restriction and projection the equations

$$\begin{aligned} u_{,tt} &= \text{Div}[2\mu_e \text{sym}(\nabla u - P) + 2\mu_c \text{skew}(\nabla u - P) + \lambda_e \text{tr}(\nabla u - P) \cdot \mathbb{1}] + f, \\ P_{,tt} - (\text{dev sym } P)_{,tt} &= -\text{Curl} \left[ \alpha_1 \text{dev sym Curl } P + \alpha_2 \text{skew Curl } P + \alpha_3 \text{tr}(\text{Curl } P) \cdot \mathbb{1} \right] \\ &\quad + \text{dev sym Curl} \left[ \alpha_1 \text{dev sym Curl } P + \alpha_2 \text{skew Curl } P + \alpha_3 \text{tr}(\text{Curl } P) \cdot \mathbb{1} \right] \\ &\quad + 2\mu_e \text{sym}(\nabla u - P) + 2\mu_c \text{skew}(\nabla u - P) + \lambda_e \text{tr}(\nabla u - P) \cdot \mathbb{1} \\ &\quad - 2\mu_e \text{dev sym}(\nabla u - P) - 2\mu_c \text{dev skew}(\nabla u - P) + \lambda_e \text{dev tr}(\nabla u - P) \cdot \mathbb{1} \\ &\quad - 2\mu_h \text{sym } P + 2\mu_h \text{dev sym } P - \lambda_h \text{tr}(P) \cdot \mathbb{1} + \lambda_h \text{dev}(\text{tr}(P) \cdot \mathbb{1}) \\ &\quad + M - \text{dev sym } M \quad \text{in } \Omega \times [0, T]. \end{aligned} \quad (4.93)$$

and further

$$\begin{aligned} u_{,tt} &= \text{Div}[2\mu_e \text{sym}(\nabla u - \zeta \cdot \mathbb{1}) + 2\mu_c \text{skew}(\nabla u - A) + \lambda_e \text{tr}(\nabla u - \zeta \cdot \mathbb{1}) \cdot \mathbb{1}] + f, \\ (\zeta \cdot \mathbb{1} + A)_{,tt} - (\text{dev sym}(\zeta \cdot \mathbb{1} + A))_{,tt} &= -\text{Curl} \left[ \alpha_1 \text{dev sym Curl } A + \alpha_2 \text{skew Curl } A + \alpha_3 \text{tr}(\text{Curl } A) \cdot \mathbb{1} \right] \\ &\quad - \text{dev sym Curl} \left[ \alpha_1 \text{dev sym Curl } A + \alpha_2 \text{skew Curl } A + \alpha_3 \text{tr}(\text{Curl } A) \cdot \mathbb{1} \right] \\ &\quad - \alpha_2 \text{Curl Curl}(\zeta \cdot \mathbb{1}) - \alpha_2 \text{dev sym Curl Curl}(\zeta \cdot \mathbb{1}) \\ &\quad + 2\mu_e \text{sym}(\nabla u - \zeta \cdot \mathbb{1}) - 2\mu_e \text{dev sym}(\nabla u - \zeta \cdot \mathbb{1}) \\ &\quad + 2\mu_c \text{skew}(\nabla u - A) - 2\mu_c \text{dev skew}(\nabla u - A) \\ &\quad + \lambda_e \text{tr}(\nabla u - \zeta \cdot \mathbb{1}) \cdot \mathbb{1} - \lambda_e \text{dev}(\text{tr}(\nabla u - \zeta \cdot \mathbb{1}) \cdot \mathbb{1}) \\ &\quad - 2\mu_h \text{sym}(\zeta \cdot \mathbb{1}) + 2\mu_h \text{dev sym}(\zeta \cdot \mathbb{1}) \\ &\quad - \lambda_h \text{tr}(\zeta \cdot \mathbb{1}) \cdot \mathbb{1} + \lambda_h \text{dev}(\text{tr}(\zeta \cdot \mathbb{1}) \cdot \mathbb{1}) + M - \text{dev sym } M \quad \text{in } \Omega \times [0, T]. \end{aligned} \quad (4.94)$$

By orthogonal projection of the second equation (4.94)<sub>2</sub> to the space of skew-matrices and to the spherical part, respectively, and using the fact that  $\text{tr}(\text{Curl } S) = 0$  for all  $S \in \text{Sym}(3)$  and  $\text{tr}[\text{Curl}(\text{skew Curl } A)] = 0$  for all  $A \in \mathfrak{so}(3)$ , the full system of equations for our reduced model is

$$\begin{aligned}
u_{,tt} &= \text{Div}[2\mu_e \text{sym}(\nabla u - \zeta \cdot \mathbb{1}) + 2\mu_c \text{skew}(\nabla u - A) + \lambda_e \text{tr}(\nabla u - \zeta \cdot \mathbb{1}) \cdot \mathbb{1}] + f, \\
\text{skew } A_{,tt} &= -\text{skew Curl} \left[ \alpha_1 \text{dev sym Curl } A + \alpha_2 \text{skew Curl } A + \alpha_3 \text{tr}(\text{Curl } A) \cdot \mathbb{1} \right] \\
&\quad + 2\mu_c \text{skew}(\nabla u - A) + \text{skew } M, \\
\text{tr}(\zeta_{,tt} \cdot \mathbb{1}) &= -\alpha_2 \text{tr}[\text{Curl Curl}(\zeta \cdot \mathbb{1})] \\
&\quad + 2\mu_e \text{tr}[\text{sym}(\nabla u - \zeta \cdot \mathbb{1})] + 3\lambda_e \text{tr}(\nabla u - \zeta \cdot \mathbb{1}) \\
&\quad - 2\mu_h \text{tr sym}(\zeta \cdot \mathbb{1}) - 3\lambda_h \text{tr}(\zeta \cdot \mathbb{1}) + \frac{1}{3} \text{tr}(M) \quad \text{in} \quad \Omega \times [0, T].
\end{aligned} \tag{4.95}$$

But

$$\text{Curl Curl}(\zeta \cdot \mathbb{1}) = \begin{pmatrix} -(\zeta_{,22} + \zeta_{,33}) & \zeta_{,12} & \zeta_{,13} \\ \zeta_{,12} & -(\zeta_{,11} + \zeta_{,33}) & \zeta_{,23} \\ \zeta_{,13} & \zeta_{,23} & -(\zeta_{,11} + \zeta_{,22}) \end{pmatrix}.$$

Hence, we deduce  $\text{tr}[\text{Curl Curl}(\zeta \cdot \mathbb{1})] = -2(\zeta_{,11} + \zeta_{,22} + \zeta_{,33}) = -2\Delta\zeta$ . In terms of the microrotation vector  $\vartheta = \text{axl } A$ , the above system becomes

$$\begin{aligned}
u_{,tt} &= \text{Div}[2\mu_e \text{sym}(\nabla u - \zeta \cdot \mathbb{1}) + 2\mu_c (\text{skew } \nabla u - \text{anti}(\vartheta)) + \lambda_e \text{tr}(\nabla u - \zeta \cdot \mathbb{1}) \cdot \mathbb{1}] + f, \\
\vartheta_{,tt} &= \text{Div} \left[ \frac{\alpha_1}{2} \text{dev sym } \nabla \vartheta + \frac{\alpha_2}{2} \text{skew } \nabla \vartheta + 2\alpha_3 \text{tr}(\nabla \vartheta) \cdot \mathbb{1} \right] \\
&\quad + 2\mu_c [\text{axl}(\text{skew } \nabla u) - \vartheta] + \text{axl skew } M \\
\zeta_{,tt} &= \frac{2}{3} \alpha_2 \Delta \zeta + \frac{2\mu_e + 3\lambda_e}{3} \text{div } u - (2\mu_e + 3\lambda_e + 2\mu_h + 3\lambda_h) \zeta + \frac{1}{3} \text{tr}(M) \quad \text{in} \quad \Omega \times [0, T].
\end{aligned} \tag{4.96}$$

Using the micro-distortion tensor specific to the microstretch model, the tangential boundary condition (2.21) implies the strong anchoring condition<sup>14</sup>

$$A(x, t) = 0 \quad \text{and} \quad \zeta(x, t) = 0 \quad \text{on} \quad \partial\Omega \times [0, T]. \tag{4.97}$$

The above system is the microstretch model in dislocation format and the total energy for this model is given by

$$\begin{aligned}
\mathcal{L}_3 &= \int_{\Omega} \left( \frac{1}{2} \|u_{,t}\|^2 + \|\vartheta_{,t}\|^2 + \frac{3}{2} \|\zeta_{,t}\|^2 \right. \\
&\quad + \mu_e \|\text{sym}(\nabla u - \zeta \cdot \mathbb{1})\|^2 + \mu_c \|\text{skew } \nabla u - \text{anti}(\vartheta)\|^2 + \frac{\lambda_e}{2} \text{tr}(\nabla u - \zeta \cdot \mathbb{1})^2 \\
&\quad \left. + \frac{\alpha_1}{2} \|\text{dev sym } \nabla \vartheta\|^2 + \frac{\alpha_2}{2} \|\text{skew } \nabla \vartheta\|^2 + 2\alpha_3 [\text{tr}(\nabla \vartheta)]^2 + \frac{3}{2} (2\mu_h + 3\lambda_h) \zeta^2 + \alpha_2 \|\nabla \zeta\|^2 \right) dv.
\end{aligned} \tag{4.98}$$

We may also obtain the model of microstretch materials if we replace the energy from the gradient elasticity formulation [41, 160, 113]

$$\begin{aligned}
\mathcal{E}(\nabla u, \nabla(\text{skew } \nabla u), \nabla(\text{tr}(\nabla u))) &= \mu \|\text{dev sym } \nabla u\|^2 + \frac{2\mu + 3\lambda}{6} [\text{tr}(\nabla u)]^2 \\
&\quad + \mu L_{c_1}^2 \|\nabla(\text{tr}(\nabla u))\|^2 + \mu L_{c_2}^2 \|\nabla(\text{skew } \nabla u)\|^2,
\end{aligned} \tag{4.99}$$

with

$$\begin{aligned}
\mathcal{E}(\nabla u, A, \nabla A, \zeta, \nabla \zeta) &= \mu \|\text{dev sym } \nabla u\|^2 + \frac{2\mu + 3\lambda}{6} [\text{tr}(\nabla u)]^2 \\
&\quad + \mu L_{c_1}^2 \|\nabla \zeta\|^2 + \mu L_{c_2}^2 \|\nabla A\|^2 + \varkappa_1^+ \mu [\text{tr}(\nabla u - \zeta \cdot \mathbb{1})]^2 + \varkappa_2^+ \mu \|\text{skew } \nabla u - A\|^2,
\end{aligned} \tag{4.100}$$

<sup>14</sup> $(\zeta \cdot \mathbb{1} + A)\tau = 0$  for all  $\tau$  tangent to the boundary implies  $\zeta\langle\tau, \tau\rangle + \langle A\tau, \tau\rangle = 0$ . Since  $\langle A\tau, \tau\rangle = 0$  for skew-symmetric matrices  $A$ , we have  $\zeta = 0$  and further  $A = 0$ .

where  $\varkappa_1^+$  and  $\varkappa_2^+$  are *dimensionless penalty coefficients*. The coefficient  $\varkappa_2^+ \mu = \mu_c$  is the *Cosserat couple modulus*<sup>15</sup>. Again, no mixed terms appear.

For comparison, the classical linear microstretch formulation has the energy (see [47], p. 253)

$$\begin{aligned} \mathcal{L}_4 = \int_{\Omega} & \left( \frac{1}{2} \|u_{,t}\|^2 + \frac{1}{2} \|\vartheta_{,t}\|^2 + \frac{1}{2} \|\zeta_{,t}\|^2 \right. \\ & + \mu_e \|\text{sym}(\nabla u - \zeta \cdot \mathbb{1})\|^2 + \mu_c \|\text{skew} \nabla u - \text{anti}(\vartheta)\|^2 + \frac{\lambda_e}{2} \text{tr}(\nabla u - \zeta \cdot \mathbb{1})^2 \\ & + \frac{\gamma_1}{2} \|\text{dev sym} \nabla \vartheta\|^2 + \frac{\gamma_2}{2} \|\text{skew} \nabla \vartheta\|^2 + \frac{\gamma_3}{2} [\text{tr}(\nabla \vartheta)]^2 + \frac{\lambda_1}{2} \zeta^2 + \frac{\gamma_0}{2} \|\nabla \zeta\|^2 \\ & \left. + \lambda_0 \text{tr}(\nabla u - \zeta \cdot \mathbb{1}) \zeta + b_0 \langle \text{anti}(\nabla \zeta), \nabla \vartheta \rangle \right) dv. \end{aligned} \quad (4.101)$$

The microstretch model in dislocation format involves only three curvature coefficients, instead of four considered in the classical model [47].

#### 4.8 The microvoids model in dislocation format

It is well known that the theory of elasticity with voids is a subset of the micromorphic model [47, 23, 64, 63, 17, 12]. In this subsection we show that the microvoid model is a special case of our relaxed micromorphic model in dislocation format. Indeed this is a particular case of (2.25) in which we assume  $P = \zeta \cdot \mathbb{1}$ . Hence, using (2.25) we obtain

$$\begin{aligned} u_{,tt} &= \text{Div}[2\mu_e \text{sym}(\nabla u - \zeta \cdot \mathbb{1}) + \lambda_e \text{tr}(\nabla u - \zeta \cdot \mathbb{1}) \cdot \mathbb{1}] + f, \\ \zeta_{,tt} &= \frac{2}{3} \alpha_2 \Delta \zeta + \frac{2\mu_e + 3\lambda_e}{3} \text{div} u - (2\mu_e + 3\lambda_e + 2\mu_h + 3\lambda_h) \zeta + \frac{1}{3} \text{tr}(M) \quad \text{in} \quad \Omega \times [0, T]. \end{aligned}$$

The boundary condition which follows from the tangential boundary condition (2.21) is the strong anchoring condition

$$\zeta(x, t) = 0, \quad \text{on} \quad \partial\Omega \times [0, T], \quad (4.102)$$

which implies that on the boundary the volumes of the voids do not change.

This microvoids model in dislocation format is related to the theory of “micro-voids” [141, 35] and corresponds to the following choice of the total energy

$$\begin{aligned} \mathcal{L}_5 = \int_{\Omega} & \left( \frac{1}{2} \|u_{,t}\|^2 + \frac{3}{2} \|\zeta_{,t}\|^2 + \mu_e \|\text{dev sym}(\nabla u - \zeta \cdot \mathbb{1})\|^2 + \frac{2\mu_e + 3\lambda_e}{6} [\text{tr}(\nabla u - \zeta \cdot \mathbb{1})]^2 \right. \\ & \left. + \frac{3}{2} (2\mu_h + 3\lambda_h) \zeta^2 + \alpha_2 \|\nabla \zeta\|^2 \right) dv. \end{aligned} \quad (4.103)$$

From the above equations we remark that the parameter  $\alpha_2$  describes the creation of micro-voids. This observation suggests to skip  $\alpha_2$  when  $\text{tr}(P) = 0$ . Cowin and Nunziato [141, 35] introduced the following symmetric stress tensor

$$\sigma_v = 2\mu_v \text{sym} \nabla u + \lambda_v \text{tr}(\nabla u) \cdot \mathbb{1} + b_v \zeta \cdot \mathbb{1}, \quad (4.104)$$

while the “*balance of equilibrated forces*” is given by

$$\zeta_{,tt} = \alpha_v \Delta \zeta - b_v \text{div} u - \xi_v \zeta + \ell, \quad (4.105)$$

where  $\lambda_v, \mu_v, b_v, \alpha_v$  and  $\xi_v$  are constitutive constants and  $\ell$  is called “*extrinsic equilibrated body force*”.

Our symmetric Cauchy stress tensor is given by

$$\sigma = 2\mu_e \text{sym} \nabla u + \lambda_e \text{tr}(\nabla u) \cdot \mathbb{1} - (2\mu_e + 3\lambda_e) \zeta \cdot \mathbb{1}. \quad (4.106)$$

<sup>15</sup>Certainly, penalty parameters do not have the status of material parameters: the doubtful role of the Cosserat couple modulus is again displayed.

A direct identification of the coefficients gives us that the coefficient of the Cowin-Nunziato theory can be expressed in terms of our constitutive coefficients

$$\begin{aligned}\mu_v &= \mu_e, & \lambda_v &= \lambda_e, & \alpha_v &= \frac{2}{3}\alpha_2, & b_v &= -\frac{2\mu_e + 3\lambda_e}{3}, \\ \xi_v &= 2\mu_e + 3\lambda_e + 2\mu_h + 3\lambda_h = -3b_v + 2\mu_h + 3\lambda_h.\end{aligned}\quad (4.107)$$

In our model we have only four parameters, because  $2\mu_h + 3\lambda_h$  can be regarded as a single parameter, instead of five considered by Cowin and Nunziato [35]. Moreover, we have all the terms considered in the microvoids theory but without having any mixed terms involving two constitutive variables.

The positivity conditions for the Cowin-Nunziato theory with voids [35] are

$$\mu_v > 0, \quad 2\mu_v + 3\lambda_v > 0, \quad \alpha_v > 0, \quad \xi_v > 0, \quad (2\mu_v + 3\lambda_v)\xi_v > 3b_v^2, \quad (4.108)$$

while in our microvoids model in dislocation format the positivity conditions are obvious

$$\mu_e > 0, \quad 2\mu_e + 3\lambda_e > 0, \quad 2\mu_h + 3\lambda_h > 0, \quad \alpha_2 > 0. \quad (4.109)$$

Let us consider the energy from the isotropic second gradient poromechanics model [37, 41]

$$\mathcal{E}(\nabla u, \nabla(\text{tr}(\text{sym } \nabla u))) = \mu \|\text{dev sym } \nabla u\|^2 + \frac{2\mu + 3\lambda}{6} [\text{tr}(\text{sym } \nabla u)]^2 + \mu L_c^2 \|\nabla(\text{tr}(\text{sym } \nabla u))\|^2. \quad (4.110)$$

If we rewrite this energy into a two-field formulation for  $u$  and  $\zeta$

$$\begin{aligned}\mathcal{E}(\nabla u, \zeta, \nabla \zeta) &= \mu \|\text{dev sym } \nabla u\|^2 + \frac{2\mu + 3\lambda}{6} [\text{tr}(\text{sym } \nabla u)]^2 \\ &\quad + \mu L_c^2 \|\nabla \zeta\|^2 + \varkappa^+ \mu [\text{tr}(\nabla u - \zeta \cdot \mathbb{1})]^2,\end{aligned}\quad (4.111)$$

where  $\varkappa^+$  is a dimensionless penalty coefficient, we obtain a 4-parameter microvoids model in which no mixed terms appear.

We give below, only for comparison, the total energy of the classical linear elastic microvoid model (see [78, 65])

$$\mathcal{L}_6 = \int_{\Omega} \left( \frac{1}{2} \|u_{,t}\|^2 + \frac{1}{2} \|\zeta_{,t}\|^2 + \mu_v \|\text{sym } \nabla u\|^2 + \frac{\lambda_v}{2} \text{tr}(\nabla u)^2 + \frac{\xi_v}{2} \zeta^2 + \frac{\alpha_v}{2} \|\nabla \zeta\|^2 + b_v \text{tr}(\nabla u) \zeta \right) dv.$$

According to Lakes [87], the Cowin-Nunziato theory of porous materials predicts that size effects will occur in bending of bars but not in torsion and not in tension in an isotropic material. However, size effects occur always both in bending and in torsion, which means that the void theory cannot adequately describe materials with microvoids.

## 4.9 A glimpse on the isotropic strain gradient model

Let us consider the general energy from the isotropic strain gradient model [61, 62, 37, 41, 160, 3, 113]

$$\mathcal{E}(\nabla u, D^2 u) = \mu \|\text{sym } \nabla u\|^2 + \frac{\lambda}{2} [\text{tr}(\text{sym } \nabla u)]^2 + W_{\text{curv}}(\nabla \text{sym } \nabla u). \quad (4.112)$$

In general, the strain gradient models have the great advantage of simplicity and physical transparency.

Due to isotropy, the curvature energy  $W_{\text{curv}}(\nabla \text{sym } \nabla u)$  involves 5 additional constitutive constants. Taking free variations in the energy (4.112), we obtain

$$\begin{aligned}\int_{\Omega} \left[ 2\mu \langle \text{sym } \nabla u, \text{sym } \nabla \delta u \rangle_{\mathbb{R}^{3 \times 3}} + \lambda \text{tr}(\nabla u) \text{tr}(\nabla \delta u) \right. \\ \left. + \langle D W_{\text{curv}}(\nabla \text{sym } \nabla u), \nabla \text{sym } \nabla \delta u \rangle_{\mathbb{R}^{27}} \right] dv = 0, \quad \forall \delta u \in C_0^\infty(\Omega).\end{aligned}\quad (4.113)$$



But for all  $\delta u \in C^\infty(\Omega)$ , we have

$$\begin{aligned}
& \int_{\Omega} \left[ \langle D W_{\text{curv}}(\nabla \text{sym} \nabla u), \nabla \text{sym} \nabla \delta u \rangle_{\mathbb{R}^{27}} \right] dv & (4.114) \\
&= \int_{\Omega} \left[ \text{Div} \left[ (D W_{\text{curv}}(\nabla \text{sym} \nabla u))^T \cdot (\text{sym} \nabla \delta u) \right] - \langle \text{Div}(D W_{\text{curv}}(\nabla \text{sym} \nabla u)), \text{sym} \nabla \delta u \rangle_{\mathbb{R}^{3 \times 3}} \right] dv \\
&= \int_{\Omega} \left[ \text{Div} \left[ (D W_{\text{curv}}(\nabla \text{sym} \nabla u))^T \cdot (\text{sym} \nabla \delta u) \right] - \langle \text{sym Div}(D W_{\text{curv}}(\nabla \text{sym} \nabla u)), \nabla \delta u \rangle_{\mathbb{R}^{3 \times 3}} \right] dv \\
&= \int_{\Omega} \left[ \text{Div} \left[ (D W_{\text{curv}}(\nabla \text{sym} \nabla u))^T \cdot (\text{sym} \nabla \delta u) \right] - \text{Div} \left[ (\text{sym Div} D W_{\text{curv}}(\nabla \text{sym} \nabla u))^T \cdot \delta u \right] \right. \\
&\quad \left. + \langle \text{Div}[\text{sym Div}(D W_{\text{curv}}(\nabla \text{sym} \nabla u))], \delta u \rangle_{\mathbb{R}^{3 \times 3}} \right] dv.
\end{aligned}$$

Hence, the relation (4.113) leads to

$$\begin{aligned}
& \int_{\Omega} \left\{ \underbrace{\text{Div} \left\{ \underbrace{2\mu \text{sym} \nabla u + \lambda \text{tr}(\nabla u) \cdot \mathbb{1}}_{\text{“local force stress”}} - \underbrace{\text{sym Div}(D W_{\text{curl}}(\nabla \text{sym} \nabla u))}_{\text{“hyperstress”}} \right\}}_{\text{“nonlocal force stress”}} \right\} \cdot \delta u \Big|_{\mathbb{R}^3} \Big|_{\Omega} \Big\} dv & (4.115) \\
&\quad - \int_{\partial\Omega} \left\{ \langle (D W_{\text{curv}}(\nabla \text{sym} \nabla u)) \cdot n, \text{sym} \nabla \delta u \rangle + \langle (\text{sym Div} D W_{\text{curv}}(\nabla \text{sym} \nabla u)) \cdot n, \delta u \rangle \right\} da = 0,
\end{aligned}$$

for all  $\delta u \in C^\infty(\Omega)$ . In this representation, the local and nonlocal parts of the force stress tensor are both seen to be symmetric. This is in line with the observation that the generalized Cauchy stresses in a second grade elastic material can always be assumed in symmetric form if frame-indifference is satisfied [160, 113], see the footnote 6.

## 5 Conclusion

Let us summarize the main thrust of the paper regarding the new relaxed micromorphic model. We

- reconcile Kröner’s rejection of antisymmetric force stresses in dislocation theory with the dislocation model of Eringen and Claus and show that the concept of asymmetric force stress is not needed in order to describe rotations of the microstructure in non-polar materials.
- preserve full kinematical freedom (12 degree of freedom) by reducing the model in order to obtain symmetric Cauchy stresses. The proposed relaxed model is still able to fully describe rotations of the microstructure and to fit a huge class of mechanical behaviours of materials with microstructure.
- note that the possible non-symmetry of the micro-distortion  $P$  is governed solely by moment stresses and applied body moments. The macroscopic and microscopic scales are separated, in this sense.
- define a dependence of the free energy only on the elastic strain, microstrain and dislocation density tensor.
- provide a standard set of tangential boundary conditions for the micro-distortion, i.e.  $P \cdot \tau = 0$  ( $P_i \times n = 0$ ) on  $\partial\Omega$  and not the usual strong anchoring condition  $P = 0$  on  $\partial\Omega$ .
- obtain well-posedness results for the relaxed formulation regarding: existence, uniqueness and continuous dependence for tangential boundary conditions.
- disclose as unnecessary the concept of asymmetric force stresses for a wide class of microstructured materials.

- conclude that the linear Cosserat theory is a redundant model for dislocated bodies and for the description of a huge class of material behaviours.
- remark that for the isotropic relaxed micromorphic model only 3 curvature parameters remain to be determined, which may eventually be reduced to 2 parameters, which are needed for fitting bending and torsion experiments.
- allow in principle for non-smooth solutions and the possibility of fracture. The solution space for the elastic distortion and micro-distortion is only  $H(\text{Curl}; \Omega)$  and for the macroscopic displacement  $u \in H^1(\Omega)$ . For non-smooth external data we expect slip lines.
- introduce a suitable decomposition of the Mindlin-Eringen strain energy density for micromorphic media (see Eq. (2.28)) which allows to determine a unique parameter  $\mu_c$  which is responsible for eventual asymmetry of the stress tensor.
- observe that the Cosserat couple modulus  $\mu_c \geq 0$  can be set to zero, the relaxed micromorphic model is still capable to describe rotations of the microstructure and to fit a large class of microstructured material behaviours.
- understand that for  $\mu_c = 0$ , the seemingly absent (local) control of the antisymmetric part of the elastic distortion is provided by the dislocation energy, the microstrain energy and the tangential boundary conditions. Thus, the skew-symmetric part of the distortion is fully determined by the boundary value problem.
- note that the asymmetry of the Cauchy stress tensor may arise in theories where there are couple stresses due to a non-mechanical nature, e.g. in models with electromagnetic interactions and in polarizable media (piezoelectricity, ferroelectricity). As far as purely mechanical models are considered in the framework of linear elasticity, the need of introducing asymmetric stresses becomes rarer. Indeed, only some very special engineering materials like lattice structures and phononic crystals may be seen to need asymmetric stresses to disclose their complete mechanical behavior.

In Figure 2 we indicate the place in the literature of our relaxed model and we point out the relations between the existing models. Moreover, Figure 3 gives the relations between our relaxed micromorphic, microstretch model, Cosserat model, microstrain model and microvoid models in dislocation format.

The diagram from Figure 4 gives some new possible relaxed micromorphic models and, in view of the status of the mathematical background, we indicate the well-posedness of the dynamic and static problem.

## 6 Outlook

The new concept of metamaterials is attracting more and more the interest of physicists and mechanics. It is described and studied in many works: we refer here for instance to [46] or [172].

Metamaterials are obtained by suitably assembling multiple individual elements but usually arranged in (quasi-)periodic substructures in order to show very peculiar and especially designed mechanical properties. Indeed, the particular shape, geometry, size, orientation and arrangement of their constituting elements can affect e.g. the propagation of waves of light or sound in a not-already-observed manner, creating material properties which cannot be found in conventional materials. Particularly promising in the design of metamaterials are those micro-structures which present high-contrast in microscopic properties: these micro-structures, once homogenized, may produce generalized continuum models (see e.g. [21, 2, 144, 55, 54, 112]). The micro-structures of such metamaterials, although remaining quasi-periodical, are conceived so that some of the physical micro-properties characterizing their behavior diverge when the size of the REV tends to zero, while simultaneously some other properties are vanishing in the same limit.

In the present paper we have mathematically studied a large class of evolution equations which are governing the propagation of linear waves in micromorphic or generalized continua (see e.g. [38, 149, 155]). The mathematical existence, uniqueness and continuous dependence theorems which we have obtained in [66] are the logical basis of the studies which will be developed in further investigations, where the manifold variety of propagating mechanical waves which may exist in micromorphic continua may unfold unexpected applications

## A family of generalized continua

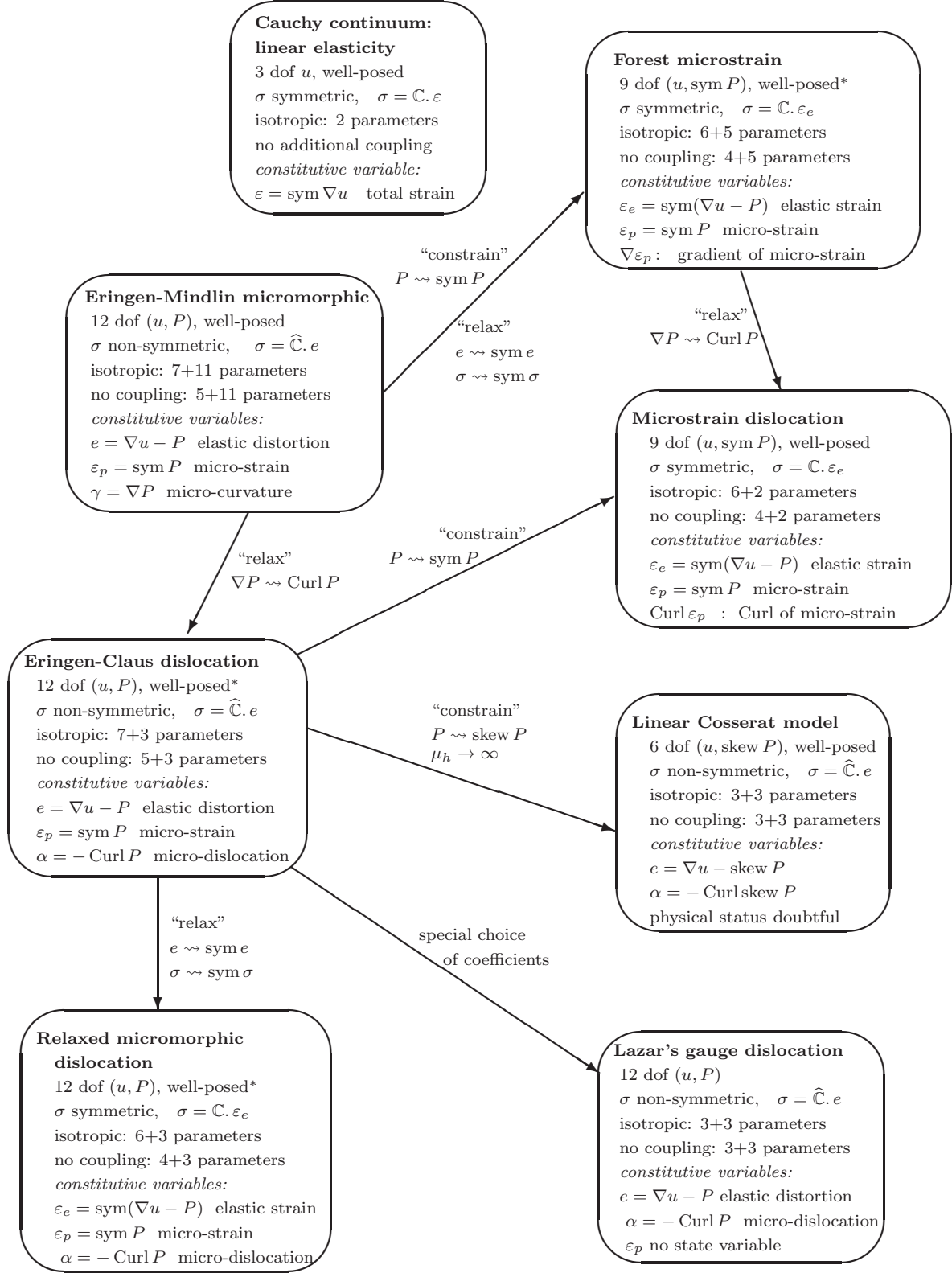


Figure 2: Situation for centro-symmetric materials. All models are defined by a positive definite quadratic form in the given set of independent constitutive variables,  $\mathbb{C}$  being a symmetric fourth order tensor such that  $\mathbb{C} : \text{Sym}(3) \rightarrow \text{Sym}(3)$ , while  $\widehat{\mathbb{C}} : \mathbb{R}^{3 \times 3} \rightarrow \mathbb{R}^{3 \times 3}$  is a fourth order tensor which does not map symmetric matrices into symmetric metrics. For the isotropic case we add the number of constitutive parameters  $\#1 + \#2$ , where  $\#1$  represents the number of constitutive parameters in the force-stress response and  $\#2$  is the number of constitutive parameters in the curvature energy. By \* we specify that the well-posedness is discussed in this work.

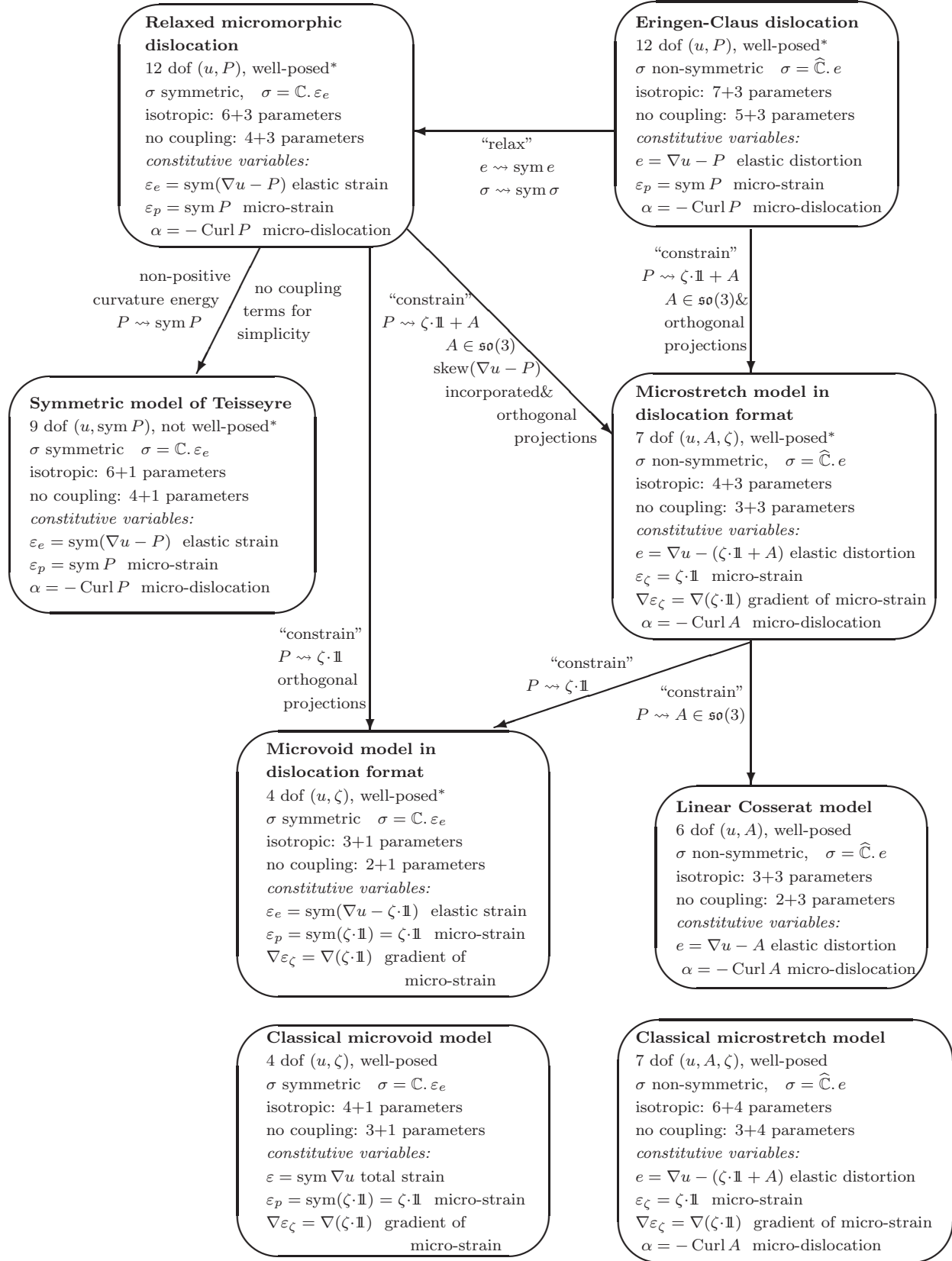


Figure 3: Relaxed micromorphic, microstretch model, Cosserat model, microstrain model and microvoid models in dislocation format

The family of relaxed micromorphic dislocation models

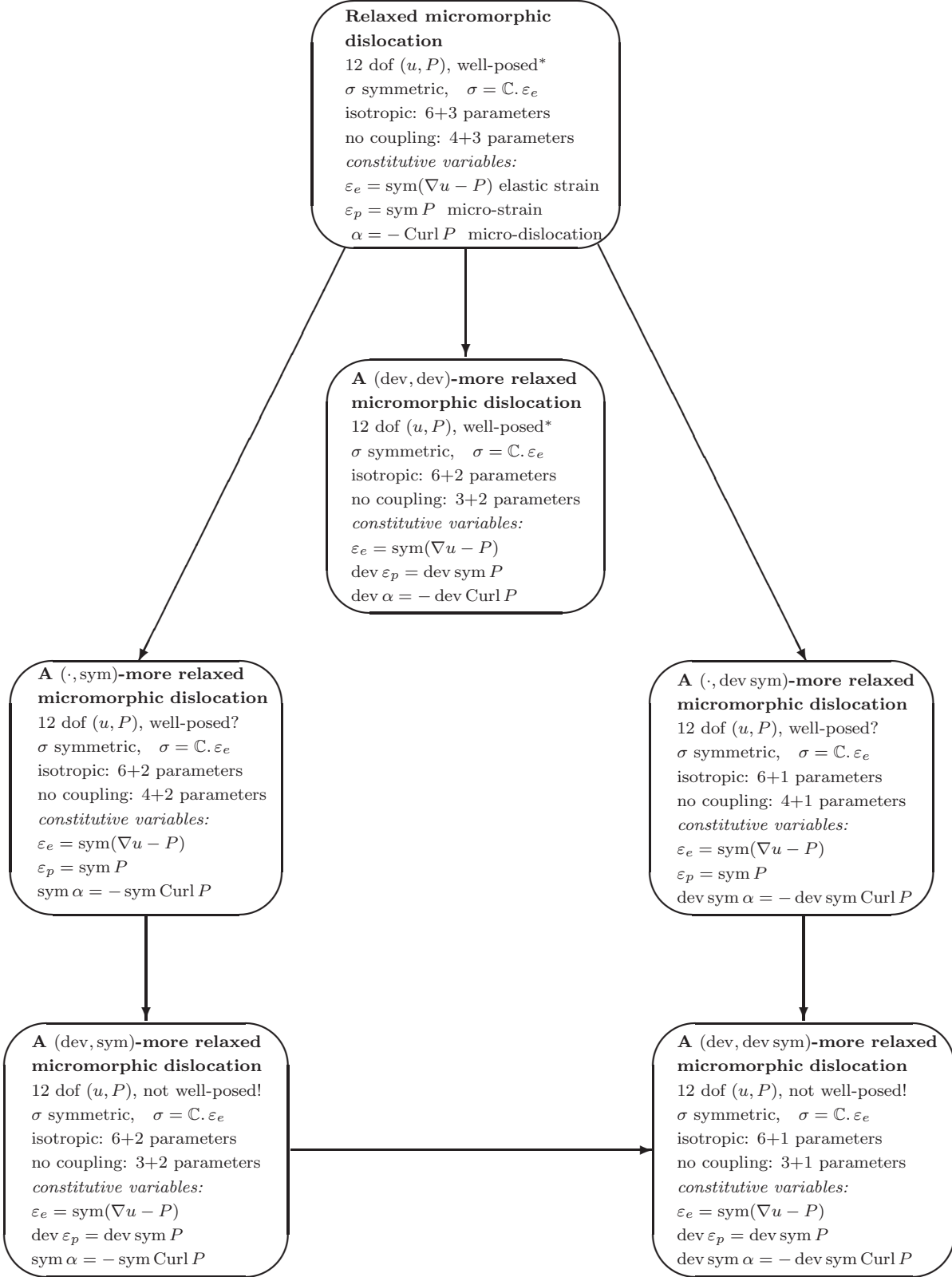


Figure 4: Relation between possible relaxed micromorphic models. The non-well-posedness follows from the results in [7, 5, 6].

in the design of particularly tailored metamaterials, showing very useful and up-to-now unimagined features. Indeed, as already remarked, second gradient materials can be seen as a particular limit case of the micromorphic media introduced in this paper. Such materials can be obtained from micromorphic ones constraining the micromorphic strain tensor  $\text{sym } P$  to be equal to the classical strain tensor. More precisely, the elastic distortion  $\nabla u - P$  is considered to be zero. In this sense, the study of wave propagation in micromorphic media intrinsically contains all the results which are valid for second gradient media. Previous results on wave propagation in second gradient elastic media have shown a wide variety of exotic phenomena basically related to screening or transmitting properties of interfaces embedded in such media. It has been shown that (see e.g. [38, 149, 155]) for waves at frequencies which are sufficiently high to interact with the underlying microstructure, the screening or transmitting properties of the interface can be sensibly enhanced. It is clear that materials which are able to show such exotic properties with respect to wave propagation could lead to the design of technologically relevant devices for example in the field of stealth technology or vibration and acoustic passive control. Some preliminary results on the study of wave propagation in micromorphic media indicate that, for particular sets of the constitutive parameters suggested by our mathematical analysis, propagation of some types of waves can be inhibited or waves which propagate without carrying energy can also be observed. Such frequency-dependent exotic properties are already observable in the bulk of the considered micromorphic medium without considering more complicated reflection and transmission phenomena at surfaces of discontinuity of material properties. This means that well-conceived micromorphic materials could be used as exotic waveguides which allows to filter and/or switch on and off some typical waves depending on the envisaged use. Recently the theory of material symmetry for the Cosserat continuum was extended in [147]. In [147] it is mentioned that some relaxed Cosserat models can be interpreted as micropolar liquid crystals. Although the theory of material symmetry for the relaxed micromorphic models similar to [147] is not elaborated into details, such relaxed micromorphic model can be also interpreted as liquid crystal in the sense of the material symmetry group.

We remark that the theorems obtained in [66] can also be used to give a better grounded basis to many results which are already available in the literature (see e.g. [39, 40]).

**Acknowledgements.** I.D. Ghiba acknowledges support from the Romanian National Authority for Scientific Research (CNCS-UEFISCDI), Project No. PN-II-ID-PCE-2011-3-0521. I.D. Ghiba would like to thank P. Neff for his kind hospitality during his visit at the Faculty of Mathematics, Universität Duisburg-Essen, Campus Essen. P. Neff is grateful to F. dell’Isola for making his visit to CISTERNA di LATINA (M&MoCS), in spring 2013, a wonderful scientific experience. A. Madeo thanks INSA-Lyon for the financial support assigned to the project BQR 2013-0054 “Matériaux Méso et Micro-Hétérogènes: Optimisation par Modèles de Second Gradient et Applications en Ingénierie.

## References

- [1] R.A. Adams. *Sobolev Spaces.*, volume 65 of *Pure and Applied Mathematics*. Academic Press, London, 1. edition, 1975.
- [2] J.-J. Alibert, P. Seppecher, and F. dell’Isola. Truss modular beams with deformation energy depending on higher displacement gradients. *Math. Mech. Solids*, 8(1):51–73, 2003.
- [3] H. Askes and E.C. Aifantis. Gradient elasticity in statics and dynamics: An overview of formulations, length scale identification procedures, finite element implementations and new results. *Int. J. Solids Struct.*, 48:1962–1990, 2011.
- [4] N. Auffray, F. dell’Isola F., V. Eremeyev V., A. Madeo, and G. Rosi. Analytical continuum mechanics à la Hamilton-Piola: least action principle for second gradient continua and capillary fluids. *Math. Mech. Solids*, in press, 2013.
- [5] S. Bauer, P. Neff, D. Pauly, and G. Starke. Dev-Div and DevSym-DevCurl inequalities for incompatible square tensor fields with mixed boundary conditions. *submitted*, 2013.
- [6] S. Bauer, P. Neff, D. Pauly, and G. Starke. New Poincaré type inequalities. *submitted to C. R. Acad. Sci. Paris, Ser. I*, 340, 2013.

- [7] S. Bauer, P. Neff, D. Pauly, and G. Starke. Some Poincaré type inequalities for quadratic matrix fields. *Proce. Appl. Math. Mech.*, to appear, 2013.
- [8] V.L. Berdichevsky. Continuum theory of dislocations revisited. *Cont. Mech. Thermo.*, 18:195–222, 2006.
- [9] K. Berglund. Investigation of a two-dimensional model of a micropolar continuum. *Archiwum Mechaniki Stosowanej*, 29:383–392, 1977.
- [10] K. Berglund. Structural models of micropolar media. In O. Brulin and R.K.T. Hsieh, editors, *Mechanics of micropolar media.*, volume 132 of *CISM-Lecture Notes*, pages 35–86. 1982.
- [11] D. Bigoni and W.J. Drugan. Analytical derivation of Cosserat moduli via homogenization of heterogeneous elastic materials. *J. Appl. Mech.*, 74:741–753, 2007.
- [12] M. Bîrsan. Saint-Venant’s problem for Cosserat shells with voids. *Int. J. Solids Struct.*, 42:2033–2057, 2005.
- [13] M. Bîrsan. On a thermodynamic theory of porous Cosserat elastic shells. *J. Thermal Stresses*, 29:879–899, 2006.
- [14] M. Bîrsan. On the dynamic deformation of porous Cosserat linear-thermoelastic shells. *Z. Angew. Math. Mech.*, 88:74–78, 2008.
- [15] M. Bîrsan. On Saint-Venant’s problem for anisotropic, inhomogeneous, cylindrical Cosserat elastic shells. *Int. J. Eng. Sci.*, 47:21–38, 2009.
- [16] M. Bîrsan. Thermal stresses in cylindrical Cosserat elastic shells. *Eur. J. Mech. A/Solids*, 28:94–101, 2009.
- [17] M. Bîrsan and H. Altenbach. On the theory of porous elastic rods. *Int. J. Solids Struct.*, 48:910–924, 2011.
- [18] M. Bîrsan and H. Altenbach. On the Cosserat model for thin rods made of thermoelastic materials with voids. *Discrete and Continuous Dynamical Systems - Series S*, 6(6):1473–1485, 2013.
- [19] J.L. Bleustein. A note on the boundary conditions of toupin’s strain gradient-theory. *Int. J. Solids Struct.*, 3:1053–1057, 1967.
- [20] C.I. Borş. Deformable solids with microstructure having a symmetric stress tensor. *Analele Ştiinţifice ale Universităţii Al. I. Cuza din Iaşi*, XXVII, s.Ia, f.1(f.1):177–184, 1981.
- [21] C. Boutin, S. Hans, and C. Chesnais. Generalized beams and continua. Dynamics of reticulated structures. In G.A. Maugin and A.V. Metrikine, editors, *Mechanics of Generalized Continua*, pages 131–141. Springer, New York, 2011.
- [22] P.M. Buechner and R.S. Lakes. Size effects in the elasticity and viscoelasticity of bone. *Biomech. Model. Mechanobio.*, 1:295–301, 2003.
- [23] E. Bulgariu and I.D. Ghiba. On the thermal stresses in anisotropic porous cylinders. *Discrete and Continuous Dynamical Systems - Series S*, 6:1539–1550, 2013.
- [24] G. Capriz. *Continua with Microstructure*. Springer, Heidelberg, 1989.
- [25] G. Capriz and P. M. Mariano. Symmetries and Hamiltonian formalism for complex materials. *J. Elasticity*, 72:57–90, 2003.
- [26] Y. Chen and J.D. Lee. Connecting molecular dynamics to micromorphic theory. I. Instantaneous and averaged mechanical variables. *Physica A*, 322:359–376, 2003.
- [27] Y. Chen, J.D. Lee, and A. Eskandarian. Atomistic viewpoint of the applicability of microcontinuum theories. *Int. J. Solids Struct.*, 41:2085–2097, 2004.

- [28] S. Chiriță and I.D. Ghiba. Inhomogeneous plane waves in elastic materials with voids. *Wave Motion*, 47:333–342, 2010.
- [29] S. Chiriță and I.D. Ghiba. Rayleigh waves in Cosserat elastic materials. *Int. J. Eng. Sci.*, 51:117–127, 2012.
- [30] S. Chiriță and I.D. Ghiba. Strong ellipticity and progressive waves in elastic materials with voids. *Proc. R. Soc. A*, 466:439–458, 2010.
- [31] W.D. Claus and A.C. Eringen. Three dislocation concepts and micromorphic mechanics. In *Developments in Mechanics, Proceedings of the 12th Midwestern Mechanics Conference*, volume 6, pages 349–358. Midwestern, 1969.
- [32] W.D. Claus and A.C. Eringen. Dislocation dispersion of elastic waves. *Int. J. Engng. Sci.*, 9:605–610, 1971.
- [33] N.M. Cordero, A. Gaubert, S. Forest, E.P. Busso, F. Gallerneau, and S. Kruch. Size effects in generalised continuum crystal plasticity for two-phase laminates. *J. Mech. Phys. Solids* 58 (2010), 28:1963–1994, 2010.
- [34] E. Cosserat and F. Cosserat. *Théorie des corps déformables*. Librairie Scientifique A. Hermann et Fils (engl. translation by D. Delphenich 2007, pdf available at [http://www.uni-due.de/hm0014/Cosserat\\_files/Cosserat09\\_eng.pdf](http://www.uni-due.de/hm0014/Cosserat_files/Cosserat09_eng.pdf)), reprint 2009 by Hermann Librairie Scientifique, ISBN 978 27056 6920 1, Paris, 1909.
- [35] S.C. Cowin and J.W. Nunziato. Linear elastic materials with voids. *J. Elasticity*, 13:125–147, 1983.
- [36] C. de Fabritiis and P. M. Mariano. Geometry of interactions in complex bodies. *J. Geom. and Physics*, 54:301–323, 2005.
- [37] F. dell’Isola, M. Guarascio, and K. Hutter. A variational approach for the deformation of a saturated porous solid. A second-gradient theory extending Terzaghi’s effective stress principle. *Arch. Appl. Mech.*, 70(5):323–337, 2000.
- [38] F. dell’Isola, A. Madeo, and L. Placidi. Linear plane wave propagation and normal transmission and reflection at discontinuity surfaces in second gradient 3d continua. *Z. Angew. Math. Mech.*, 92(1):52–71, 2012.
- [39] F. dell’Isola, L. Rosa, and Cz. Wozniak. Dynamics of solids with micro periodic nonconnected fluid inclusions. *Arch. Appl. Mech.*, 67(4):215–228, 1997.
- [40] F. dell’Isola, L. Rosa, and Cz. Wozniak. A micro-structured continuum modelling compacting fluid-saturated grounds: The effects of pore-size scale parameter. *Acta Mech.*, 127(1-4):165–182, 1998.
- [41] F. dell’Isola, G. Sciarra, and S. Vidoli. Generalized Hooke’s law for isotropic second gradient materials. *Proc. R. Soc. A*, 465:2177–2196, 2009.
- [42] F. dell’Isola and P. Seppecher. The relationship between edge contact forces, double force and interstitial working allowed by the principle of virtual power. *C.R. Acad. Sci. II, Mec. Phys. Chim. Astron.*, 321:303–308, 1995.
- [43] J.K. Djoko, F. Ebobisse, A.T. McBride, and B.D. Reddy. A discontinuous Galerkin formulation for classical and gradient plasticity. Part 2: Algorithms and numerical analysis. *Comp. Meth. Appl. Mech. Engrg.*, 197(1):1–21, 2007.
- [44] L. Dresen, J. Kozak, A. Spicac, L. Waniek, and R. Teisseyre. Wave propagation in physical models of micromorphic media. *Stud. Geoph. et Geod.*, 28:272–285, 1984.
- [45] F. Ebobisse and P. Neff. Rate-independent infinitesimal gradient plasticity with isotropic hardening and plastic spin. *Math. Mech. Solids*, 15:691–703, 2010.



- [46] N. Engheta and R.W. Ziolkowski. *Metamaterials: Physics and Engineering Explorations*. Wiley & Sons, 2006.
- [47] A. C. Eringen. *Microcontinuum Field Theories*. Springer, Heidelberg, 1999.
- [48] A.C. Eringen and W.D. Claus. A micromorphic approach to dislocation theory and its relation to several existing theories. In J.A. Simmons, R. de Wit, and R. Bullough, editors, *Fundamental Aspects of Dislocation Theory.*, volume 1 of *Nat. Bur. Stand. (U.S.), Spec. Publ.*, pages 1023–1040. Spec. Publ., 1970.
- [49] A.C. Eringen and E.S. Suhubi. Nonlinear theory of simple micro-elastic solids. I. *Int. J. Eng. Sci.*, 2:189–203, 1964.
- [50] A.C. Eringen and E.S. Suhubi. Nonlinear theory of simple microelastic solids: II. *Int. J. Eng. Sci.*, 2:389–404, 1964.
- [51] M. Ferretti, M. Madeo A., F. dell’Isola, and P. Boisse. Modelling the onset of shear boundary layers in fibrous composite reinforcements by second gradient theory. *Z. Angew. Math. Phys.*, accepted, 2013.
- [52] S. Forest. Mechanics of generalized continua: construction by homogenization. *J. Phys. IV France*, 8:Pr4–39–Pr4–48, 1998.
- [53] S. Forest. Homogenization methods and the mechanics of generalized continua - Part 2. *Theoret. Appl. Mech. (Belgrad)*, 28-29:113–143, 2002.
- [54] S. Forest. Micromorphic approach for gradient elasticity, viscoplasticity, and damage. *J. Eng. Mech.*, 135(3):117–131, 2009.
- [55] S. Forest and R. Sievert. Nonlinear microstrain theories. *Int. J. Solids Struct.*, 43:7224–7245, 2006.
- [56] S. Forest, R. Sievert, and E.C. Aifantis. Strain gradient crystal plasticity: thermodynamical formulations and applications. *J. Mech. Beh. Mat.*, 13:219–232, 2002.
- [57] S. Forest and D.K. Trinh. Generalized continua and non-homogeneous boundary conditions in homogenization methods. *Z. Angew. Math. Mech.*, 91:90–109, 2011.
- [58] N. Fox. On the continuum theory of dislocation. In J.A. Simmons, R. de Wit, and R. Bullough, editors, *Fundamental Aspects of Dislocation Theory.*, volume 1 of *Nat. Bur. Stand. (U.S.), Spec. Publ.*, pages 1041–1052. Spec. Publ., 1970.
- [59] C. Gales. Some results in micromorphic piezoelectricity. *Eur. J. Mech.-A/Solids*, 31:37–46, 2012.
- [60] C. Gales, I.D. Ghiba, and I. Ignatescu. Asymptotic partition of energy in micromorphic thermopiezoelectricity. *Journal of Thermal Stresses*, 34:1241–1249, 2011.
- [61] P. Germain. La méthode des puissances virtuelles en mécanique des milieux continus-I: Théorie du second gradient. *J. Mécanique*, 12:235–274, 1973.
- [62] P. Germain. The method of virtual power in continuum mechanics. Part 2: Microstructure. *SIAM J. Appl. Math.*, 25:556–575, 1973.
- [63] I.D. Ghiba. Semi-inverse solution for Saint-Venant’s problem in the theory of porous elastic materials. *Eur. J. Mech. A/Solids*, 27:1060–1074, 2008.
- [64] I.D. Ghiba. On the deformation of transversely isotropic porous elastic circular cylinder. *Arch. Mech.*, 61:407–421, 2009.
- [65] I.D. Ghiba. On the temporal behaviour in the bending theory of porous thermoelastic plates. *Z. Angew. Math. Mech.*, 93:284–296, 2013.
- [66] I.D. Ghiba, P. Neff, A. Madeo, L. Placidi, and G. Rosi. The relaxed linear micromorphic continuum: Existence, uniqueness and continuous dependence in dynamics. *submitted*, 2013.

- [67] V. Girault and P.A. Raviart. *Finite Element Approximation of the Navier-Stokes Equations.*, volume 749 of *Lect. Notes Math.* Springer, Heidelberg, 1979.
- [68] J.D. Goddard. From granular matter to generalized continuum. In G. Capriz, P. Giovine, and P.M. Mariano, editors, *Mathematical Models of Granular Matter, Lecture Notes in Applied Mathematics*, volume 1937, chapter 1, pages 1–20. Springer-Verlag, 2008.
- [69] A.E. Green and R.S. Rivlin. Multipolar continuum mechanics. *Arch. Rat. Mech. Anal.*, 17(2):113–147, 1964.
- [70] A.E. Green and R.S. Rivlin. On Cauchy’s equations of motion. *Z. Angew. Math. Phys.*, 15:290–292, 1964.
- [71] A.E. Green and R.S. Rivlin. Simple force and stress multipoles. *Arch. Rat. Mech. Anal.*, 16:325–353, 1964.
- [72] A.E. Green and R.S. Rivlin. Multipolar continuum mechanics: functional theory. I. *Proc. R. Soc. A*, 284:303–324, 1965.
- [73] E.F. Grekova and G.A. Maugin. Modelling of complex elastic crystals by means of multi-spin micromorphic media. *Int. J. Eng. Sci.*, 43:494–519, 2005.
- [74] I. Hlaváček and M. Hlaváček. On the existence and uniqueness of solutions and some variational principles in linear theories of elasticity with couple-stresses. I: Cosserat continuum. II: Mindlin’s elasticity with micro-structure and the first strain gradient. *J. Appl. Mat.*, 14:387–426, 1969.
- [75] D. Ieşan. A theory of thermoelastic materials with voids. *Acta Mech.*, 60:67–89, 1986.
- [76] D. Ieşan. Extremum principle and existence results in micromorphic elasticity. *Int. J. Eng. Sci.*, 39:2051–2070, 2001.
- [77] D. Ieşan. On the micromorphic thermoelasticity. *Int. J. Eng. Sci.*, 40:549–567, 2002.
- [78] D. Ieşan and M. Ciarletta. *Non-classical elastic solids.* Longman Scientific and Technical, Harlow, Essex, UK and John Wiley&Sons, Inc., New York, 1993.
- [79] R. Jänicke, S. Diebels, H.G. Sehlhorst, and A. Düster. Two-scale modelling of micromorphic continua. *Cont. Mech. Therm.*, 21:297–315, 2009.
- [80] R. Jänicke and H. Steeb. Wave propagation in periodic microstructures by homogenisation of extended continua. *Comp. Mater. Sci.*, 52:209–211, 2012.
- [81] J. Jeong and P. Neff. Existence, uniqueness and stability in linear Cosserat elasticity for weakest curvature conditions. *Math. Mech. Solids*, 15(1):78–95, 2010.
- [82] N. Kirchner and P. Steinmann. A unifying treatise on variational principles for gradient and micro-morphic continua. *Phil. Mag.*, 85:3975–3995, 2005.
- [83] A. Klawonn, P. Neff, O. Rheinbach, and S. Vanis. FETI-DP domain decomposition methods for elasticity with structural changes:  $P$ -elasticity. *ESAIM: Math. Mod. Num. Anal.*, 45:563–602, 2011.
- [84] E. Kröner. *Mechanics of Generalized Continua. (Proceedings of the IUTAM-Symposium on the Continuum Theory of Dislocations with Applications, Freudenstadt and Stuttgart, Germany, 1967).* Springer, Berlin/Heidelberg/New York.
- [85] E. Kröner. Das physikalische Problem der antisymmetrischen Spannungen und der sogenannten Momentenspannungen. In H. Görtler, editor, *Proceedings of 11th. Int. Congress Applied Mechanics., Munich, 1964*, pages 143–158. 1966.
- [86] E. Kröner. Discussion on Papers by A.C. Eringen and W.D. Claus, Jr., and N. Fox. In J.A. Simmons, R. de Wit, and R. Bullough, editors, *Fundamental Aspects of Dislocation Theory.*, volume 1 of *Nat. Bur. Stand. (U.S.), Spec. Publ.*, pages 1054–1059. Spec. Publ., 1970.

- [87] R.S. Lakes. Experimental microelasticity of two porous solids. *Int. J. Solids Struct.*, 22:55–63, 1985.
- [88] J. Lankeit, P. Neff, and D. Pauly. Uniqueness of integrable solutions to  $\nabla\xi = G\xi$ ,  $\xi|_\gamma = 0$  for integrable tensor coefficients  $G$  and applications to elasticity. *Z. Angew. Math. Phys.*, DOI 10.1007/s00033-013-0314-4, 2013.
- [89] M. Lazar. An elastoplastic theory of dislocations as a physical field theory with torsion. *J. Phys. A: Math. Gen.*, 35:1983–2004, 2002.
- [90] M. Lazar. Screw dislocations in the field theory of elastoplasticity. *Ann. Phys.*, 11:635–649, 2002.
- [91] M. Lazar. The gauge theory of dislocations: a uniformly moving screw dislocation. *Proc. R. Soc. A*, 465:25052520, 2009.
- [92] M. Lazar. Dislocations in generalized continuum mechanics. In Metrikine A.V. Maugin, G.A., editor, *Mechanics of Generalized Continua. One hundred years after the Cosserats*, volume 21 of *Advances in Mechanics and Mathematics*, chapter 24, pages 223–232. Springer, 2010.
- [93] M. Lazar. On the fundamentals of the three-dimensional translation gauge theory of dislocations. *Math. Mech. Solids*, 16(253-264), 2011.
- [94] M. Lazar and C. Anastassiadis. The gauge theory of dislocations: conservation and balance laws. *Phil. Mag.*, 88:1673–1699, 2008.
- [95] M. Lazar and C. Anastassiadis. The gauge theory of dislocations: static solutions of screw and edge dislocations. *Phil. Mag.*, 98:199–231, 2009.
- [96] J.D. Lee and Y. Chen. Constitutive relations of micromorphic thermoplasticity. *Int. J. Engrg. Sci.*, 41:387–399, 2002.
- [97] R. Leis. *Initial Boundary Value problems in Mathematical Physics*. Teubner, Stuttgart, 1986.
- [98] C. Malyshev. The  $T(3)$ -gauge model, the Einstein-like gauge equation, and Volterra dislocations with modified asymptotics. *Annals of Physics*, 286:249–277, 2000.
- [99] P. M. Mariano. Representation of material elements and geometry of substructural interaction. *Quaderni di Matematica*, 2008.
- [100] P. M. Mariano and G. Modica. Ground states in complex bodies. *ESAIM: COCV*, 15(2):377–402, 2009.
- [101] P. M. Mariano and F.L. Stazi. Computational aspects of the mechanics of complex materials. *Arch. Comput. Meth. Engng.*, 12:392–478, 2005.
- [102] G.A. Maugin. Un principe variationnel pour des milieux micromorphiques non dissipatifs. *C. R. Acad. Sci. Paris, Serie II*, 271:807–810, 1970.
- [103] G.A. Maugin. Electromagnetism and generalized continua. In H. Altenbach and V. Eremeyev, editors, *Generalized Continua from the Theory to Engineering Applications*, volume 541 of *CISM International Centre for Mechanical Sciences*, pages 301–360. Springer, 2013.
- [104] G.A. Maugin. The principle of virtual power: from eliminating metaphysical forces to providing an efficient modelling tool. In memory of Paul Germain (1920–2009). *Cont. Mech. Thermodyn.*, pages 1–20, 2013.
- [105] G.A. Maugin and V.A. Metrikine (eds.). Mechanics of generalized continua. One hundred years after the Cosserats. volume 21 of *Advances in Mechanics and Mathematics*. Springer, Berlin, 2010.
- [106] R.D. Mindlin. Influence of couple-stresses on stress concentrations. *Experimental Mechanics*, 3(1):1–7, 1963.
- [107] R.D. Mindlin. Micro-structure in linear elasticity. *Arch. Rat. Mech. Anal.*, 16:51–77, 1964.

- [108] R.D. Mindlin. Second gradient of strain and surface tension in linear elasticity. *Int. J. Solids Struct.*, 1:417–438, 1965.
- [109] R.D. Mindlin. Theories of elastic continua and crystal lattice theories. In E. Kröner, editor, *Mechanics of Generalized Continua. Proceedings of the IUTAM-Symposium on the generalized Cosserat continuum and the continuum theory of dislocations with applications in Freudenstadt, 1967*, pages 312–320. Springer, 1968.
- [110] R.D. Mindlin and N.N. Eshel. On first strain-gradient theories in linear elasticity. *Int. J. Solids Struct.*, 4:109–124, 1968.
- [111] R.D. Mindlin and H.F. Tiersten. Effects of couple stresses in linear elasticity. *Arch. Rat. Mech. Anal.*, 11:415–447, 1962.
- [112] A. Misra and C.S. Chang. Effective elastic moduli of heterogeneous granular solids. *Int. J. Solids Struct.*, 30:2547–2566, 1993.
- [113] A. Morro and M. Vianello. Interstitial energy flux and stress-power for second-gradient elasticity. In *The 4th Canadian Conference on Nonlinear Solid Mechanics (CanCNSM 2013)*, pages 1–7, Paper ID 702, Montréal, Canada, July 23–26 2013. McGill University.
- [114] H.B. Mühlhaus and E.C. Aifantis. A variational principle for gradient plasticity. *Int. J. Solids Struct.*, 28:845–857, 1991.
- [115] I. Münch and P. Neff. A nonlinear micropolar continuum theory for initial plasticity. In A. Zigoni, editor, *Advances and Trends in Structural Engineering, Mechanics and Computation.*, pages 269–272. CRC Press/Balkema, ISBN 978-0-415-58472-2, 2010.
- [116] I. Münch, W. Wagner, and P. Neff. Transversely isotropic material: nonlinear Cosserat versus classical approach. *Cont. Mech. Thermod.*, 23(1):27–34, 2011.
- [117] H. Nagahama and R. Teisseyre. Micromorphic continuum and fractal fracturing in the lithosphere. *Pure Appl. Geophysics*, 157:559–574, 2000.
- [118] H. Nagahama and R. Teisseyre. Micromorphic continuum and fractal fracturing in the lithosphere. *Int. Geophysics*, 76:425–440, 2001.
- [119] P. Neff. On material constants for micromorphic continua. In Y. Wang and K. Hutter, editors, *Trends in Applications of Mathematics to Mechanics*, STAMM Proceedings, Seeheim 2004, pages 337–348. Shaker Verlag, Aachen, 2005.
- [120] P. Neff. The Cosserat couple modulus for continuous solids is zero viz the linearized Cauchy-stress tensor is symmetric. *Z. Angew. Math. Mech.*, 86:892–912, 2006.
- [121] P. Neff. Existence of minimizers for a finite-strain micromorphic elastic solid. *Proc. Roy. Soc. Edinb. A*, 136:997–1012, 2006.
- [122] P. Neff. Remarks on invariant modelling in finite strain gradient plasticity. *Technische Mechanik*, 28(1):13–21, 2008.
- [123] P. Neff and K. Chelmiński. Infinitesimal elastic-plastic Cosserat micropolar theory. Modelling and global existence in the rate-independent case. *Proc. Roy. Soc. Edinb. A*, 135:1017–1039, 2005.
- [124] P. Neff and K. Chelmiński. Well-posedness of dynamic Cosserat plasticity. *Appl. Math. Optim.*, 56:19–35, 2007.
- [125] P. Neff and K. Chelmiński.  $H^1_{\text{loc}}$ -stress and strain regularity in Cosserat-Plasticity. *Z. Angew. Math. Mech.*, 89(4):257–266, 2008.

- [126] P. Neff, K. Chelmiński, and H.D. Alber. Notes on strain gradient plasticity. Finite strain covariant modelling and global existence in the infinitesimal rate-independent case. *Math. Mod. Meth. Appl. Sci. (M3AS)*, 19(2):1–40, 2009.
- [127] P. Neff and S. Forest. A geometrically exact micromorphic model for elastic metallic foams accounting for affine microstructure. Modelling, existence of minimizers, identification of moduli and computational results. *J. Elasticity*, 87:239–276, 2007.
- [128] P. Neff and J. Jeong. A new paradigm: the linear isotropic Cosserat model with conformally invariant curvature energy. *Z. Angew. Math. Mech.*, 89(2):107–122, 2009.
- [129] P. Neff, J. Jeong, I. Münch, and H. Ramezani. Mean field modeling of isotropic random Cauchy elasticity versus microstretch elasticity. *Z. Angew. Math. Phys.*, 3(60):479–497, 2009.
- [130] P. Neff, J. Jeong, I. Münch, and H. Ramezani. Linear Cosserat Elasticity, Conformal Curvature and Bounded Stiffness. In G.A. Maugin and V.A. Metrikine, editors, *Mechanics of Generalized Continua. One hundred years after the Cosserats*, volume 21 of *Advances in Mechanics and Mathematics*, pages 55–63. Springer, Berlin, 2010.
- [131] P. Neff, J. Jeong, and H. Ramezani. Subgrid interaction and micro-randomness - novel invariance requirements in infinitesimal gradient elasticity. *Int. J. Solids Struct.*, 46(25-26):4261–4276, 2009.
- [132] P. Neff and D. Knees. Regularity up to the boundary for nonlinear elliptic systems arising in time-incremental infinitesimal elasto-plasticity. *SIAM J. Math. Anal.*, 40(1):21–43, 2008.
- [133] P. Neff and I. Münch. Curl bounds Grad on SO(3). *ESAIM: Control, Optimisation and Calculus of Variations*, 14(1):148–159, 2008.
- [134] P. Neff and I. Münch. Simple shear in nonlinear Cosserat elasticity: bifurcation and induced microstructure. *Cont. Mech. Thermodyn.*, 21(3):195–221, 2009.
- [135] P. Neff, D. Pauly, and K.J. Witsch. Poincaré meets Korn via Maxwell: Extending Korn’s first inequality to incompatible tensor fields. *arXiv:1203.2744*, submitted.
- [136] P. Neff, D. Pauly, and K.J. Witsch. A canonical extension of Korn’s first inequality to H(Curl) motivated by gradient plasticity with plastic spin. *C. R. Acad. Sci. Paris, Ser. I*, 349:1251–1254, 2011.
- [137] P. Neff, D. Pauly, and K.J. Witsch. Maxwell meets Korn: a new coercive inequality for tensor fields in  $\mathbb{R}^{N \times N}$  with square-integrable exterior derivative. *Math. Methods Appl. Sci.*, 35:65–71, 2012.
- [138] P. Neff, A. Sydow, and C. Wieners. Numerical approximation of incremental infinitesimal gradient plasticity. *Int. J. Num. Meth. Engrg.*, 77(3):414–436, 2009.
- [139] S. Nesenenko and P. Neff. Well-posedness for dislocation based gradient viscoplasticity I: Subdifferential case. *SIAM J. Math. Anal.*, 44(3):1694–1712, 2012.
- [140] S. Nesenenko and P. Neff. Well-posedness for dislocation based gradient visco-plasticity II: Monotone case. *MEMOCS: Mathematics and Mechanics of Complex Systems*, 1(2):149–176, 2013.
- [141] J.W. Nunziato and S.C. Cowin. A nonlinear theory of elastic materials with voids. *Arch. Rat. Mech. Anal.*, 72, 1979.
- [142] J.F. Nye. Some geometrical relations in dislocated crystals. *Acta Metall.*, 1:153–162, 1953.
- [143] A. Pazy. *Semigroups of linear operators and applications to partial differential equations*. Springer Verlag, New York, Berlin, Heidelberg, Tokyo, 1983.
- [144] C. Pideri and P. Seppecher. A second gradient material resulting from the homogenization of an heterogeneous linear elastic medium. *Cont. Mech. Thermo.*, 9:241–257, 1997.

- [145] W. Pietraszkiewicz and V.A. Eremeyev. On natural strain measures of the non-linear micropolar continuum. *Int. J. Solids Struct.*, 46:774–787, 2009.
- [146] W. Pietraszkiewicz and V.A. Eremeyev. On vectorially parameterized natural strain measures of the non-linear Cosserat continuum. *Int. J. Solids Struct.*, 46:2477–2480, 2009.
- [147] W. Pietraszkiewicz and V.A. Eremeyev. Material symmetry group of the non-linear polar-elastic continuum. *Int. J. Solids Struct.*, 49:1993–2005, 2012.
- [148] G. Piola. Memoria intorno alle equazioni fondamentali del movimento di corpi qualsivogliono considerati secondo la naturale loro forma e costituzione, Modena, Tipi del R.D. Camera, 1846, translated by F. dell’Isola, U. Andreaus and L. Placidi. In U. Andreaus, F. dell’Isola, R. Esposito, S. Forest, G. Maier, and U. Perego, editors, *The complete works of Gabrio Piola*, volume I. Springer, in preparation.
- [149] L. Placidi, G. Rosi, I. Giorgio, and A. Madeo. Reflection and transmission of plane waves at surfaces carrying material properties and embedded in second gradient materials. *Math. Mech. Solids*, DOI: 10.1177/1081286512474016, 2013.
- [150] V.L. Popov. Gauge theory of “plastically incompressible” medium without dissipation-I. Dispersion relations and propagation of perturbations without dissipation. *Int. J. Engng. Sci.*, 30(3):329–334, 1992.
- [151] V.L. Popov. Coupling of an elastoplastic continuum and a Cosserat continuum. *Russ. Phys. Journal*, 37:337–342, 1994.
- [152] V.L. Popov. Dynamics of plastic rotations in a medium with dislocations and disclinations. *Tech. Phys. Letters*, 20:576, 1994.
- [153] V.L. Popov and E. Kröner. Theory of elastoplastic media with mesostructure. *Theor. Appl. Fract. Mech.*, pages 299–310, 2001.
- [154] G. Rosi, I. Giorgio, and V.A. Eremeyev. Propagation of linear compression waves through plane interfacial layers and mass adsorption in second gradient fluids. *ZAMM*, DOI: 10.1002/zamm.201200285, 2013.
- [155] G. Rosi, A. Madeo, and J.-L. Guyader. Switch between fast and slow Biot compression waves induced by second gradient microstructure at material discontinuity surfaces in porous media. *Int. J. Solids Struct.*, 50:1721–1746, 2013.
- [156] C. Sansour. A unified concept of elastic-viscoplastic Cosserat and micromorphic continua. In A. Bertram and F. Sidoroff, editors, *Mechanics of Materials with Intrinsic Length Scale: Physics, Experiments, Modelling and Applications.*, Journal Physique IV France 8, pages 341–348. EDP Sciences, France, 1998.
- [157] G. Sciarra, F. dell’Isola, and O. Coussy. Second gradient poromechanics. *Int. J. Solids Struct.*, 44:6607–6629, 2007.
- [158] A.C. Smith. Inequalities between the constants of a linear micro-elastic solid. *Int. J. Eng. Sci.*, 6:65–74, 1968.
- [159] D.J. Steigmann. Theory of elastic solids reinforced with fibers resistant to extension, flexure and twist. *Int. J. Non-linear Mech.*, 47(734-742), 2012.
- [160] B. Svendsen, P. Neff, and A. Menzel. On constitutive and configurational aspects of models for gradient continua with microstructure. *Z. Angew. Math. Mech.*, 89(8):687–697, 2009.
- [161] R. Teisseyre. Earthquake process in a micromorphic continuum. *Pure Appl. Geophysics*, 102(1):15–28, 1973.
- [162] R. Teisseyre. Symmetric micromorphic continuum: wave propagation, point source solutions and some applications to earthquake processes. In P. Thoft-Christensen, editor, *Continuum Mechanics Aspects of Geodynamics and Rock Fracture Mechanics*, volume 12 of *NATO Advanced Study Institute Series*. Springer, 1974.

- [163] C. Teodosiu. Discussion on Papers by A.C. Eringen and W.D. Claus, Jr., and N. Fox. In J.A. Simmons, R. de Wit, and R. Bullough, editors, *Fundamental Aspects of Dislocation Theory.*, volume 1 of *Nat. Bur. Stand. (U.S.), Spec. Publ.*, pages 1054–1059. Spec. Publ., 1970.
- [164] R.A. Toupin. Elastic materials with couple stresses. *Arch. Rat. Mech. Anal.*, 11:385–413, 1962.
- [165] R.A. Toupin. Theory of elasticity with couple stresses. *Arch. Rat. Mech. Anal.*, 17:85–112, 1964.
- [166] S. Vidoli and F. dell’Isola. Modal coupling in one-dimensional electromechanical structured continua. *Acta Mech.*, 141:37–50, 2000.
- [167] I. Vrabie. *C<sub>0</sub>-Semigroups and applications*, Ser. Mathematics Studies no. 191. Elsevier, Amsterdam, 2003.
- [168] X. Wang and J. Lee. Micromorphic theory: a gateway to nano world. *Int. J. of Smart and Nano Materials*, 1:115–135, 2010.
- [169] Jr. W.D. Claus. Discussion on Papers by A.C. Eringen and W.D. Claus, Jr., and N. Fox. In J.A. Simmons, R. de Wit, and R. Bullough, editors, *Fundamental Aspects of Dislocation Theory.*, volume 1 of *Nat. Bur. Stand. (U.S.), Spec. Publ.*, pages 1054–1059. Spec. Publ., 1970.
- [170] A. Yavari. Covariant balance laws in continua with microstructure. *Reports on Mathematical Physics*, 63:1–42, 2009.
- [171] X. Zeng, Y. Chen, and J.D. Lee. Determining material constants in nonlocal micromorphic theory through phonon dispersion relations. *Int. J. Eng. Sci.*, 44:1334–1345, 2006.
- [172] S. Zouhdi, A. Sihvola, and A.P. Vinogradov. *Metamaterials and Plasmonics: Fundamentals, Modelling, Applications*. NATO Science for Peace and Security Series B: Physics and Biophysics. Springer-Verlag, New York, 2009.

## A Some useful identities

In this Appendix we outline some identities which could be useful for the readers:

- a) For all matrices  $A \in \mathfrak{so}(3)$  we have the Nye’s formula [142]

$$\begin{aligned} -\text{Curl } A &= (\nabla \text{axl } A)^T - \text{tr}[(\nabla \text{axl } A)^T] \cdot \mathbb{1}, \\ \nabla(\text{axl } A) &= -(\text{Curl } A)^T + \frac{1}{2} \text{tr}[(\text{Curl } A)^T] \cdot \mathbb{1} \quad \text{“Nye’s curvature tensor”}. \end{aligned}$$

- b) For all differentiable functions  $\zeta : \mathbb{R} \rightarrow \mathbb{R}$  on  $\Omega$  we have  $\text{Curl}(\zeta \cdot \mathbb{1}) = \begin{pmatrix} 0 & \zeta_{,3} & -\zeta_{,2} \\ -\zeta_{,3} & 0 & \zeta_{,1} \\ \zeta_{,2} & -\zeta_{,1} & 0 \end{pmatrix} \in \mathfrak{so}(3)$  and

$$\text{Curl } \text{Curl}(\zeta \cdot \mathbb{1}) = \begin{pmatrix} -(\zeta_{,22} + \zeta_{,33}) & \zeta_{,12} & \zeta_{,13} \\ \zeta_{,12} & -(\zeta_{,11} + \zeta_{,33}) & \zeta_{,23} \\ \zeta_{,13} & \zeta_{,23} & -(\zeta_{,11} + \zeta_{,22}) \end{pmatrix} \in \text{Sym}(3)$$

- c) If  $A = \begin{pmatrix} 0 & -x_3 & x_2 \\ x_3 & 0 & -x_1 \\ -x_2 & x_1 & 0 \end{pmatrix}$ , then  $\text{Curl } A = \mathbb{1} \in \text{Sym}(3)$ .

- d)  $\text{tr}(\text{Curl } S) = 0$  for all  $S \in \text{Sym}(3)$ .

- e)  $\text{Curl}[(\text{Curl } S)^T] \in \text{Sym}(3)$ , for all  $S \in \text{Sym}(3)$ .

- f)  $\text{Curl}[(\text{Curl } A)^T] \in \mathfrak{so}(3)$ , for all  $A \in \mathfrak{so}(3)$ .

- g) In view of b), e) and f) we have

$$\text{Curl}[(\text{Curl sym } P)^T] \in \text{Sym}(3), \quad \text{Curl}[(\text{Curl skew } P)^T] \in \mathfrak{so}(3) \quad \forall P \in \mathbb{R}^{3 \times 3}.$$

h)  $\text{tr}[\text{Curl}(\text{skew Curl } A)] = 0$  for all  $A \in \mathfrak{so}(3)$ .

i) Saint-Venant compatibility conditions<sup>16</sup>: if  $\mathbf{inc}(S) := \text{Curl}((\text{Curl } S)^T) = 0$  and  $S \in \text{Sym}(3)$  then  $S = \text{sym } \nabla u$  in a simply connected domain.

j)  $\nabla \text{axl}(\text{skew } \nabla u) = [\text{Curl}(\text{sym } \nabla u)]^T$  but  $\nabla \text{axl}(\text{skew } P) \neq [\text{Curl}(\text{sym } P)]^T$  for general  $P \in \mathbb{R}^{3 \times 3}$ .

k)  $\mathbf{a}_1 \|X\|^2 + \mathbf{a}_2 \langle X, X^T \rangle + \mathbf{a}_3 [\text{tr}(X)]^2 = (\mathbf{a}_1 + \mathbf{a}_2) \|\text{dev sym } X\|^2 + (\mathbf{a}_1 - \mathbf{a}_2) \|\text{skew } X\|^2 + \frac{\mathbf{a}_1 + \mathbf{a}_2 + 3\mathbf{a}_3}{3} [\text{tr}(X)]^2$  for all  $X \in \mathbb{R}^{3 \times 3}$ .

l) For all  $P \in \mathbb{R}^{3 \times 3}$  we have

$$\begin{aligned} \text{tr}[(\text{Curl}(\text{skew } P))^T] &= 2 \text{div axl}(\text{skew } P) \\ \text{Curl}\{\text{tr}[(\text{Curl}(\text{skew axl}(\text{skew } P)))^T] \cdot \mathbf{1}\} &= -2 \text{anti } \nabla(\text{div axl}(\text{skew } P)). \end{aligned} \quad (\text{A.1})$$

m) For all  $P \in \mathbb{R}^{3 \times 3}$  we have

$$\text{Curl}\{[\text{Curl}(\text{skew } P)]^T\} = -\text{anti } \nabla(\text{div axl}(\text{skew } P)). \quad (\text{A.2})$$

n) We have the identity

$$-2 \text{Curl}\{[\text{Curl}(\text{skew } P)]^T\} + \text{Curl}\{\text{tr}[(\text{Curl}(\text{skew } P))^T] \cdot \mathbf{1}\} = 0, \quad \text{for all } P \in \mathbb{R}^{3 \times 3}. \quad (\text{A.3})$$

o) If  $\alpha_1 = -6\alpha_3$  and  $\alpha_2 = 6\alpha_3$ , then

$$\begin{aligned} \text{Curl}\{\alpha_1 \text{dev sym Curl } P + \alpha_2 \text{skew Curl } P + \alpha_3 \text{tr}(\text{Curl } P) \cdot \mathbf{1}\} \\ = -6\alpha_3 \text{Curl}\{[\text{Curl}(\text{sym } P)]^T\} \in \text{Sym}(3) \end{aligned} \quad (\text{A.4})$$

for all  $P \in \mathbb{R}^{3 \times 3}$ .

p) Given  $P \in \text{Sym}(3)$ , then we have

$$\text{Curl}\{\alpha_1 \text{dev sym Curl } P + \alpha_2 \text{skew Curl } P + \alpha_3 \text{tr}(\text{Curl } P) \cdot \mathbf{1}\} \in \text{Sym}(3). \quad (\text{A.5})$$

if and only if  $\alpha_1 = -\alpha_2$ .

q)  $\langle v, \text{axl}(W) \rangle_{\mathbb{R}^3} = \frac{1}{2} \langle \text{anti}(v), W \rangle_{\mathbb{R}^{3 \times 3}} \quad \forall W \in \mathfrak{so}(3)$ . The adjoint of the operator  $\text{axl} : \mathfrak{so}(3) \rightarrow \mathbb{R}^3$  is the mapping  $\text{axl}^* : \mathbb{R}^3 \rightarrow \mathfrak{so}(3)$ ,  $\text{axl}^*(\cdot) = \frac{1}{2} \text{anti}(\cdot)$ .

---

<sup>16</sup>Kröner's notation