

Average Drift Analysis and Population Scalability

Jun He and Xin Yao

Abstract

This paper aims to study how the population size affects the computation time of evolutionary algorithms in a rigorous way. The computation time of an evolutionary algorithm can be measured by either the expected number of generations (hitting time) or the expected number of fitness evaluations (running time) to find an optimal solution. Population scalability is the ratio of the expected hitting time between a benchmark algorithm and an algorithm using a larger population size. Average drift analysis is presented for comparing the expected hitting time of two algorithms and estimating lower and upper bounds on population scalability. Several intuitive beliefs are rigorously analysed. It is proved that (1) using a population sometimes increases rather than decreases the expected hitting time; (2) using a population cannot shorten the expected running time of any elitist evolutionary algorithm on unimodal functions in terms of the time-fitness landscape, but this is not true in terms of the distance-based fitness landscape; (3) using a population cannot always reduce the expected running time on fully-deceptive functions, which depends on the benchmark algorithm using elitist selection or random selection.

Index Terms

evolutionary algorithm, computation time, population size, fitness landscape, drift analysis.

I. INTRODUCTION

Population is one of the most important features of evolutionary algorithms (EAs). A wide range of approaches is available to design population-based EAs. Using a population delivers many benefits [1]. The study of the relationship between the performance of an EA and its population size can be traced back to early 1990s. For example, Goldberg et al. [2] presented a population sizing equation to show how a large population size helps an EA to distinguish between good and bad building blocks on some test problems. Mühlenbein and Schlierkamp-Voosen [3] studied the critical (minimal) population size that can guarantee the convergence to the optimum. Arabas et al. [4] proposed an adaptive scheme for controlling the population size, and the effectiveness of the proposed scheme was validated by an empirical study. Eiben et al. [5] reviewed various techniques of parameter controlling for EAs, where the adjustment of population size was considered as an important research issue. Harik et al. [6] linked the population size to the quality of solution by the analogy between one-dimensional random walks and EAs.

The theoretical analysis of the impact of population size on EAs' computation time starts in early 2000s [7]. There has been an increasing interest in rigorously analysing the relationship between the computation time of an EA and its population size. The computation time of an EA can be measured by either the expected hitting time or the expected running time. The theoretical studies on this topic can be classified into two directions.

One direction aims to estimate a bound on the computation time of EAs as a function of the population size. This direction belongs to the time complexity analysis of EAs. Drift analysis and tail inequalities are often used for estimating the time bound. This direction may be called a bound-based study. A lot of work has done along this direction. The earliest one is conducted by Jansen et al. [8] who first obtained the cut-off point for a $(1 + \lambda)$ EA on three pseudo-Boolean functions, Leading-Ones, One-Max and Suf-Samp. Jägersküpper and Witt [9] analysed how the running time of a $(\mu + 1)$ EA on the Sphere function scales up with respect to μ . Witt [10] proved theoretically that the running time of a $(\mu + 1)$ EA on a specific pseudo-Boolean function is polynomial with an overwhelming probability, when μ is large enough. Storch [11] presented a rigorous runtime analysis of the choice of the population size with respect to a $(\mu + 1)$ EA on several pseudo-Boolean functions. Yu and Zhou [12] investigated the expected hitting time of $(\lambda + \lambda)$ EAs when $\lambda = 1$ and $\lambda = n$ the problem input size on the trap problem. Oliveto et al. [13] presented a runtime analysis of both $(1 + \lambda)$ and $(\mu + 1)$ EAs on some instances of the vertex covering problem. Friedrich et al. [14] analysed the running time of a $(\mu + 1)$ EA with diversity-preserving mechanisms on the Two-Max problem. Chen et al. [15] obtained an upper bound on the hitting time of $(\lambda + \lambda)$ EAs on Leading-Ones and One-Max problems. Lässig and Sudholt [16] presented a running time analysis of a $(1 + \lambda)$ EA with an adaptive offspring size λ on several pseudo-Boolean functions. Rowe and Sudholt [17] discussed the running time of $(1 + \lambda)$ EAs in terms of the offspring population size on unimodal functions. Doerr and Künnemann [18] analysed the time bound of $(1 + \lambda)$ EAs for optimizing linear pseudo-Boolean functions. Doerr and Künnemann [19] showed that $(1 + \lambda)$ EAs with even very large offspring populations does not reduce the runtime significantly on the Royal Road function. Oliveto and Witt [20] presented a rigorous running time analysis of the well-known Simple Genetic Algorithm for One-Max. Gießen and Witt [21] studied the relation between the population size and mutation strength for a $(1 + \lambda)$ EA on One-Max.

Manuscript received xx xx xxxx

This work was supported by the EPSRC under Grant Nos. EP/I009809/1 and EP/I010297/1. XY was supported by a Royal Society Wolfson Research Merit Award.

Jun He is with Department of Computer Science, Aberystwyth University, Aberystwyth, SY23 3DB, UK. Email: jun.he@aber.ac.uk

Xin Yao is with CERCA, School of Computer Science, University of Birmingham, Birmingham B15 2TT, UK. Email: x.yao@cs.bham.ac.uk

Another direction aims to calculate a ratio, named population scalability, which is described as follows:

$$\frac{\text{expected hitting time of a benchmark EA}}{\text{expected hitting time of an EA using a population}}. \quad (1)$$

This direction may be called a ratio-based study. As one of the earliest analyses, He and Yao [7] investigated how the population scalability of EAs varies as the population size changes on two simple functions (One-Max and Deceptive). In that paper, EAs are assumed to be run on a hypothetical parallel computer, that is, to assign each individual on one processor. If the communication cost is ignored, the population scalability is equivalent to the speedup in parallel computation. The link between scalability and parallelism was further discussed in [22]. However, since it is too hard to calculate the ratio (1), no further development of population scalability has been made since then.

This paper belongs to the ratio-based study. It is significantly difference from the bound-based study. The bound-based study focuses on an asymptotic time bound. It does not intend to calculate the ratio (1). The ratio-based study aims to calculate the ratio (1) and it is not necessary to estimate the time bound.

Compared with previous work on the analysis of population-based EAs [7], the current paper has two novelties. First, average drift analysis is presented as a tool of comparing the expected hitting time of two EAs and studying population scalability. The approach used in [7] is based on the fundamental matrix of an absorbing Markov chain. It is hard to calculate the expected hitting time through the fundamental matrix. But with average drift analysis, it is possible to estimate the population ratio without calculating the expected hitting time.

Secondly, the scalability threshold replaces the cut-off point. The population threshold is the minimal population size at which the running time of an EA using a larger population size is greater than that of the benchmark EA. The cut-off point [8] is the maximize population size at which the running time of the EA is the same order as that of the benchmark EA. Let's show the advantage of population scalability by an example: $(1 + \lambda)$ EAs (using bitwise mutation and elitist selection) for solving the One-Max problem. According to [8], the cut-off point is $\Theta\left(\frac{(\ln n)(\ln \ln n)}{\ln \ln n}\right)$. This means when the population size λ is smaller than the cut-off point, the running time of the $(1 + \lambda)$ EA is in the same order as that of the $(1 + 1)$ EA but different by a constant factor. The constant could be 1000 or $1/1000$. Therefore the cut-off point does not answer the question whether the expected running time of a $(1 + \lambda)$ EA (where $\lambda \geq 2$) is smaller or larger than that of the $(1 + 1)$ EA. However, according to Proposition 4 and its discussion in this paper, the scalability threshold is 2. This means that the running time of the $(1 + \lambda)$ EA (where $\lambda \geq 2$) is larger than that of the $(1 + 1)$ EA.

The paper is organised as follows: Section II defines population scalability. Section III presents drift analysis for population scalability. Section IV analyses scenario 1: using a population does not reduce the hitting time. Section V analyses scenario 2: using a population reduces the hitting time, but not the running time. Section VI investigates scenario 3: using a population reduces the running time. Section VIII concludes the paper.

II. POPULATION SCALABILITY

A. Evolutionary algorithms

Consider the problem of maximizing a function $f(x)$ where $x \in \mathcal{S}$ and \mathcal{S} is a finite set. A point in \mathcal{S} is called a solution or an individual. A population consists of one or more individuals. A $(\mu + \lambda)$ EA is described in Algorithm 1. The stopping criterion is that the EA halts once an optimal solution is found. The criterion is used for the sake of analysis because our interest is the number of generations of the EA to find an optimal solution for the first time. If Φ_t includes an optimal solution, assign $\Phi_t = \Phi_{t+1} = \Phi_{t+2} = \dots$ for ever. In other words, the optimal set is always absorbing.

Algorithm 1 A $(\mu + \lambda)$ EA where $\mu, \lambda \geq 1$

- 1: initialise a population Φ_0 consisting of μ individuals (solutions) and $t \leftarrow 0$;
 - 2: evaluate the fitness of individuals in Φ_0 ;
 - 3: **while** Φ_t does not include an optimal solution **do**
 - 4: mutate (or crossover) individuals in Φ_t and generate a children population Ψ_t consisting of λ individuals;
 - 5: evaluate the fitness of individuals in Ψ_t ;
 - 6: probabilistically select μ individuals from the parent population Φ_t and children population Ψ_t , and form a new parent population Φ_{t+1} ;
 - 7: $t \leftarrow t + 1$;
 - 8: **end while**
-

The sequence $\{\Phi_t; t = 0, 1, \dots\}$ can be modelled by a Markov chain [23]. Each generation of the EA consists of two steps: to generate new individuals by mutation or crossover and to select individuals for next generation,

$$\Phi_t \xrightarrow{\text{mutation (or crossover)}} \Psi_t \cup \Phi_t \xrightarrow{\text{selection}} \Phi_{t+1}.$$

Let \mathcal{P} denote the set of all populations, \mathcal{P}_{opt} the set of populations including an optimal solution and \mathcal{P}_{non} the set of populations without an optimal solution. The transition from Φ_t to Ψ_t can be represented using mutation (or crossover) probabilities:

$$P_m(X, Y) \stackrel{\text{def}}{=} P(\Psi_t = Y \mid \Phi_t = X), \quad X, Y \in \mathcal{P}, \quad (2)$$

where Φ_t, Ψ_t are random variables representing the t th generation population and its children population. X, Y are their values taken from \mathcal{P} .

The transition from Φ_t and Ψ_t to Φ_{t+1} can be represented using selection probabilities:

$$P_s(X, Y, Z) \stackrel{\text{def}}{=} P(\Phi_{t+1} = Z \mid \Phi_t = X, \Psi_t = Y). \quad (3)$$

The transition from Φ_t from Φ_{t+1} can be represented using transition probabilities:

$$P(X, Y) \stackrel{\text{def}}{=} \Pr(\Phi_{t+1} = Y \mid \Phi_t = X). \quad (4)$$

The hitting time is the number of generations of an EA to find an optimal solution for the first time.

Definition 1: Given $\Phi_0 = X$, the expected hitting time of an $(\mu + \lambda)$ EA is defined by

$$g(X) \stackrel{\text{def}}{=} \sum_{t=0}^{+\infty} \Pr(\Phi_t \in \mathcal{P}_{\text{non}}). \quad (5)$$

If Φ_0 is chosen according to a probability distribution over \mathcal{P} , the expected hitting time is given by

$$g(\Phi_0) \stackrel{\text{def}}{=} \sum_{X \in \mathcal{P}} g(X) \Pr(\Phi_0 = X).$$

The expected running time of a $(\mu + \lambda)$ EA is the expected number of fitness evaluations, which equals to $\mu + \lambda g(\Phi_0)$. For the sake of simplicity, we always omit the first term μ , which is the number of fitness evaluations in initialization.

If genetic operators don't change as time, the sequence $\{\Phi_t; t = 0, 1, \dots\}$ can be modelled by a homogeneous Markov chain. According to the fundamental matrix theorem [24, Theorem 11.5], the expected hitting time of an EA can be calculated from transition probabilities.

Theorem 1: If population sequence $\{\Phi_t, t = 0, 1, \dots\}$ is a homogeneous Markov chain and converges to \mathcal{P}_{opt} , that is, $\lim_{t \rightarrow +\infty} \Pr(\Phi_t \in \mathcal{P}_{\text{opt}}) = 1$, then the expected hitting time $g(X)$ satisfies a linear equation system:

$$\begin{cases} g(X) = 0, & \text{if } X \in \mathcal{P}_{\text{opt}}, \\ \sum_{Y \in \mathcal{P}} P(X, Y) (g(X) - g(Y)) = 1, & \text{if } X \notin \mathcal{P}_{\text{opt}}. \end{cases} \quad (6)$$

The fundamental matrix theorem is useful in analysing elitist EAs [7], [23], [25]. However, its disadvantage is the difficulty of solving the linear equation system (6).

B. Population scalability

The population scalability is defined as the ratio of the expected hitting time between a benchmark EA and an EA with a larger population size. In this paper, the benchmark is a $(1 + 1)$ EA using mutation and selection operators. Other types of EAs may play the role of a benchmark too. For example, a $(2 + 2)$ EA could be chosen as a benchmark when studying EAs with crossover. But we will not discuss them here.

Definition 2: Given a $(1 + 1)$ EA and a $(\mu + \lambda)$ EA that exploit an identical mutation operator to optimise the same fitness function, let $\Phi_0^{(1+1)}$ and $\Phi_0^{(\mu+\lambda)}$ denote their corresponding initial populations, then the population scalability is defined by

$$PS(\mu + \lambda \mid \Phi_0^{(1+1)}, \Phi_0^{(\mu+\lambda)}) \stackrel{\text{def}}{=} \frac{g^{(1+1)}(\Phi_0^{(1+1)})}{g^{(\mu+\lambda)}(\Phi_0^{(\mu+\lambda)})}, \quad (7)$$

where the superscripts $(1+1)$ and $(\mu+\lambda)$ are used to distinguish the $(1 + 1)$ EA and $(\mu + \lambda)$ EA.

An essential part of the definition above is that both EAs must adopt identical mutation operators. This ensures that the comparison is meaningful. Nonetheless, it is impossible for the selection operators to be identical. Indeed even if the selection operators are of the same type, for example roulette wheel selection, the conditional probabilities determining the actual selection operators are never identical under distinct population sizes.

Obviously the value of population scalability relies on initial populations. Due to the use of a population, $\Phi_0^{(\mu+\lambda)}$ may contain several individuals some of which are different from $\Phi_0^{(1+1)}$. For the sake of comparison, we restrict our discussion to identical initialization, that is, for the $(1 + 1)$ EA, $\Phi_0^{(1+1)} = x$ and for the $(\mu + \lambda)$ EA, $\Phi_0^{(\mu+\lambda)} = (x, \dots, x)$. In this case, $PS(\mu + \lambda \mid \Phi_0^{(1+1)}, \Phi_0^{(\mu+\lambda)})$ is denoted by $PS(\mu + \lambda \mid x)$ in short. There exist other types of initialization but we will not discuss them here.

The notion of population scalability is similar to that of the speedup widely used when analyzing parallel algorithms. The speedup of parallel EAs have been studied through experiments [26], [27], [28]. If each individual is assigned to a processor, then EAs turn into parallel EAs. Under this circumstance, population scalability is equivalent to speedup if ignoring the communication cost. Hence population scalability is called speed-up on a hypothetical parallel computer in [7].

The following questions are essential when studying population scalability.

1) Given a $\lambda \geq 2$ or $\mu \geq 2$, is population scalability $PS(\mu + \lambda | x) > 1$?

If it is, we may assign each individual to a processor in a parallel computing system and then the CPU computation time of the $(\mu + \lambda)$ EA is less than that of the $(1 + 1)$ EA (if ignoring the communication cost).

2) Given a $\lambda \geq 2$ or $\mu \geq 2$, is population scalability $PS(\mu + \lambda | x) > \lambda$?

If it is, then the CPU computation time of the $(\mu + \lambda)$ EA on a computer is less than that of the $(1 + 1)$ EA.

3) Where are the smallest population sizes (μ, λ) such that the expected running time of the $(\mu + \lambda)$ EA is larger than that of the $(1 + 1)$ EA?

We call this point the scalability threshold, which satisfies

$$\begin{cases} \min\{\mu : PS(\mu + \lambda | x) > \lambda\}, \\ \min\{\lambda : PS(\mu + \lambda | x) > \lambda\}. \end{cases} \quad (8)$$

In general, the scalability threshold is not a single point but a Pareto front due to minimizing both population sizes μ and λ simultaneously. However, in a $(1 + \lambda)$ or $(\lambda + 1)$ EA, the scalability threshold is a single point.

III. AVERAGE DRIFT ANALYSIS AND TIME-FITNESS LANDSCAPE

A. Average drift analysis

Average drift analysis is a variant of drift analysis for estimating the expected hitting time of EAs. The idea of average drift was first used by Jägersküpfer who considered average drift of a $(1 + 1)$ EA on linear functions and provided a delicate analysis of the running time of the $(1 + 1)$ EA [29]. Nevertheless the discussion in [29] was restricted to the $(1 + 1)$ EA and linear functions. Even the term of average drift did not appear in [29] but was first adopted by Doerr [30] for introducing Jägersküpfer's work [29]. In this section, the average drift is formally defined and then general average drift theorems are presented.

In drift analysis, a distance function $d(X)$ is used to measure how far a population X is away from the optimal set \mathcal{P}_{opt} . It is a non-negative function such that $0 < d(X) < +\infty$ for any $X \in \mathcal{P}_{\text{non}}$ and $d(X) = 0$ for $X \in \mathcal{P}_{\text{opt}}$. Drift is used to measure the progress rate of a population moving towards the optimal set per generation.

Definition 3: Given a population X , the pointwise drift at X is

$$\Delta(X) \stackrel{\text{def}}{=} \sum_{Y \in \mathcal{P}} (d(X) - d(Y)) \Pr(\Phi_{t+1} = Y | \Phi_t = X). \quad (9)$$

Given a generation t , the average drift at t is

$$\bar{\Delta}_t \stackrel{\text{def}}{=} \begin{cases} 0, & \text{if } \Pr(\Phi_t \in \mathcal{P}_{\text{non}}) = 0, \\ \frac{\sum_{X \in \mathcal{P}_{\text{non}}} \Delta(X) \Pr(\Phi_t = X)}{\Pr(\Phi_t \in \mathcal{P}_{\text{non}})}, & \text{otherwise.} \end{cases} \quad (10)$$

Since EAs are randomised search, we make a reasonable assumption in the whole paper: if $\Pr(\Phi_0 \in \mathcal{P}_{\text{non}}) > 0$, then for any fixed generation t , $\Pr(\Phi_t \in \mathcal{P}_{\text{non}}) > 0$.

The following theorem provides an approach to estimating a lower bound on the expected hitting time. It is a variation of [31, Theorem 4].

Theorem 2: Assume that population sequence $\{\Phi_t, t = 0, 1, \dots\}$ converges to \mathcal{P}_{opt} where Φ_0 satisfies $\Pr(\Phi_0 \in \mathcal{P}_{\text{non}}) > 0$. Given a distance function $d(X)$, if for any t , the average drift $\bar{\Delta}_t \leq c$ where $c > 0$, then the expected hitting time $g(\Phi_0) \geq d(\Phi_0)/c$, where

$$d(\Phi_0) \stackrel{\text{def}}{=} \sum_{X \in \mathcal{P}} d(X) \Pr(\Phi_0 = X).$$

Furthermore if for at least one t , the average drift $\bar{\Delta}_t < c$, then $g(\Phi_0) > d(\Phi_0)/c$.

Proof: Without loss of generality, let $c = 1$. From the condition $\bar{\Delta}_t \leq 1$, we have

$$\begin{aligned} & \Pr(\Phi_t \in \mathcal{P}_{\text{non}}) \\ & \geq \sum_{X \in \mathcal{P}_{\text{non}}} \Delta(X) \Pr(\Phi_t = X) \\ & \geq \sum_{X \in \mathcal{P}_{\text{non}}} d(X) \Pr(\Phi_t = X) - \sum_{Y \in \mathcal{P}_{\text{non}}} d(Y) \Pr(\Phi_{t+1} = Y). \end{aligned} \quad (11)$$

Summing the term $\Pr(\Phi_t \in \mathcal{P}_{\text{non}})$ from $t = 0$ to k , we get

$$\begin{aligned} & \sum_{t=0}^k \Pr(\Phi_t \in \mathcal{P}_{\text{non}}) \\ & \geq \sum_{t=0}^k (\sum_{X \in \mathcal{P}_{\text{non}}} d(X) \Pr(\Phi_t = X) - \sum_{Y \in \mathcal{P}_{\text{non}}} d(Y) \Pr(\Phi_{t+1} = Y)) \\ & = \sum_{X \in \mathcal{P}_{\text{non}}} d(X) \Pr(\Phi_0 = X) - \sum_{Y \in \mathcal{P}_{\text{non}}} d(Y) \Pr(\Phi_{k+1} = Y). \end{aligned} \quad (12)$$

Notice that

$$\begin{aligned} & \sum_{Y \in \mathcal{P}_{\text{non}}} d(Y) \Pr(\Phi_{k+1} = Y) \\ & \leq \max_{X \in \mathcal{P}} d(X) \sum_{Y \in \mathcal{P}_{\text{non}}} \Pr(\Phi_{k+1} = Y) \\ & = \max_{X \in \mathcal{P}} d(X) \Pr(\Phi_{k+1} \in \mathcal{P}_{\text{non}}). \end{aligned} \quad (13)$$

Since the EA is convergent: $\lim_{k \rightarrow +\infty} \Pr(\Phi_{k+1} \in \mathcal{P}_{\text{non}}) = 0$, then from (13) we have

$$\lim_{k \rightarrow +\infty} \sum_{Y \in \mathcal{P}_{\text{non}}} d(Y) \Pr(\Phi_{k+1} = Y) = 0. \quad (14)$$

Applying the above result to (12) (let $k \rightarrow +\infty$), we get

$$\begin{aligned} g(\Phi_0) &= \sum_{t=0}^{+\infty} \Pr(\Phi_t \in \mathcal{P}_{\text{non}}) \\ &\geq \sum_{X \in \mathcal{P}_{\text{non}}} d(X) \Pr(\Phi_0 = X) = d(\Phi_0), \end{aligned} \quad (15)$$

which gives the desired result. If for some t , the average drift $\bar{\Delta}_t < 1$, then inequality (12) is strict and inequality (15) is strict too. ■

Similarly, the theorem below provides an approach to estimating an upper bound on the expected hitting time. It is a variation of [31, Theorem 1]. Its proof is similar to that of the above theorem.

Theorem 3: Assume that population sequence $\{\Phi_t, t = 0, 1, \dots\}$ converges to \mathcal{P}_{opt} where Φ_0 satisfies $\Pr(\Phi_0 \in \mathcal{P}_{\text{non}}) > 0$. Given a distance function $d(X)$, if for any t , the average drift $\bar{\Delta}_t \geq c$ where $c > 0$, then the expected hitting time $g(\Phi_0) \leq d(\Phi_0)/c$. Furthermore if for at least one t , the average drift $\bar{\Delta}_t > c$, then $g(\Phi_0) < d(\Phi_0)/c$.

The average drift analysis provides a useful tool for comparing the expected hitting time of two EAs. Its idea is simple. One EA is taken as the benchmark and its expected hitting time is used to set a distance function for the other EA. The average drift of the other EA is estimated and then its expected hitting time is bounded using average drift analysis.

Theorem 4: Given two EAs A and B to optimise the same fitness function, let X_0 and Y_0 be their initial populations respectively (non-optimal). For algorithm B , define a distance function $d^B(X)$ such that $d^B(Y_0) = g^A(X_0)$, where $g^A(X_0)$ is the expected hitting time of algorithm A starting at X_0 . If for any $t \geq 0$, average drift $\bar{\Delta}_t^B \leq c$ where $c > 0$, then the expected hitting time of algorithm B satisfies that $g^B(Y_0) \geq g^A(X_0)/c$. Furthermore if for at least one $t \geq 0$, $\bar{\Delta}_t^B < c$, then $g^B(Y_0) > g^A(X_0)/c$.

Proof: It is a direct corollary of Theorem 2. ■

Theorem 5: Given two EAs A and B to optimise the same fitness function, let X_0 and Y_0 be their initial populations (non-optimal) respectively. For algorithm B , define a distance function $d^B(Y)$ such that $d^B(Y_0) = g^A(X_0)$, where $g^A(X_0)$ is the expected hitting time of algorithm A starting at X_0 . If for any $t \geq 0$, average drift $\bar{\Delta}_t^B \geq c$ where $c > 0$, then $g^B(Y_0) \leq g^A(X_0)/c$. Furthermore if for some $t \geq 0$, $\bar{\Delta}_t^B > c$, then $g^B(Y_0) < g^A(X_0)/c$.

Proof: It is a direct corollary of Theorem 3. ■

Pointwise drift theorems are corollaries of average drift theorems, because it requires stronger condition on the pointwise drift: $\Delta(X) \geq c$ (or $\leq c$) for any $X \in \mathcal{P}_{\text{non}}$. It implies the average drift $\bar{\Delta}_t \geq c$ (or $\leq c$) for any $\Phi_0 \in \mathcal{P}_{\text{non}}$.

Theorem 6: [23, Theorem 2] Assume that population sequence $\{\Phi_t, t = 0, 1, \dots\}$ converges to \mathcal{P}_{opt} . Given a distance function $d(X)$, if for any $X \in \mathcal{P}_{\text{non}}$, the pointwise drift $\Delta(X) \leq c$ (where $c > 0$), then for any initial population $X_0 \in \mathcal{P}_{\text{non}}$, the expected hitting time $g(X_0) \geq d(X_0)/c$.

Theorem 7: [23, Theorems 3] Assume that population sequence $\{\Phi_t, t = 0, 1, \dots\}$ converges to \mathcal{P}_{opt} . Given a distance function $d(X)$, if for any $X \in \mathcal{P}_{\text{non}}$, the pointwise drift $\Delta(X) \geq c$ where $c > 0$, then for any initial population $X_0 \in \mathcal{P}_{\text{non}}$, the expected hitting time $g(X_0) \leq d(X_0)/c$.

B. Average drift analysis for population scalability

Drift analysis for population scalability is based on an simple idea. Given a benchmark EA and another EA, assume that both EAs start at the same point with an equal distance to the optimal set. If at each generation, the progress rate of the other

EA is 10 times that of the benchmark EA, then the expected hitting time of the other EA will be 1/10 of that of the benchmark EA. Thus the population scalability is 10. This simple idea can be formalised by average drift analysis.

Consider a $(1 + 1)$ EA and a $(\mu + \lambda)$ EA (where $\lambda \geq 2$) that exploit an identical mutation operator to optimise the same fitness function. Assume that $\Phi_0^{(1+1)} = x_0$ and $\Phi_0^{(\mu+\lambda)} = (x_0, \dots, x_0)$ for some $x_0 \in \mathcal{P}_{\text{non}}$. For the $(\mu + \lambda)$ EA, define a distance function $d(X)$ such that $d^{(\mu+\lambda)}(x_0, \dots, x_0) = g^{(1+1)}(x_0)$.

The first theorem establishes a sufficient condition for estimating the upper bound on population scalability. Thanks to average drift analysis, there is no requirement that the population sequence is a Markov chain.

Theorem 8: Given a non-optimal x_0 , if for all $t \geq 0$, the average drift

$$\bar{\Delta}_t^{(\mu+\lambda)} \leq c \quad (16)$$

where $c > 0$, then $PS(\mu + \lambda | x_0) \leq c$. Furthermore if for at least one $t \geq 0$, inequality (16) is strict, then $PS(\mu + \lambda | x_0) < c$.

Proof: According to Theorem 4, the expected hitting time satisfies: $g^{(\mu+\lambda)}(x_0) \geq g^{(1+1)}(x_0)/c$. Then we have $PS(\mu + \lambda | x_0) \leq c$. If inequality (16) is strict, then according to Theorem 4, $PS(\mu + \lambda | x_0) < c$. ■

The second theorem establishes a sufficient condition for estimating the lower bound on population scalability.

Theorem 9: Given a non-optimal x_0 , if for all $t \geq 0$, average drift

$$\bar{\Delta}_t^{(\mu+\lambda)} \geq c \quad (17)$$

where $c > 0$, then $PS(\mu + \lambda | x_0) \geq c$. Furthermore if for at least one $t \geq 0$, Inequality (17) is strict, then $PS(\mu + \lambda | x_0) > c$.

Proof: According to Theorem 5, the expected hitting time satisfies: $g^{(\mu+\lambda)}(x_0) \leq g^{(1+1)}(x_0)/c$. Then we have $PS(\mu + \lambda | x_0) \geq c$. If inequality (17) is strict, then according to Theorem 5, $PS(\mu + \lambda | x_0) > c$. ■

C. Time-fitness landscape

The analysis of population scalability is established upon the time-fitness landscape, a concept introduced in [32]. It aims at describing the fitness landscape related to a general search space, a finite set which might be a set of strings or a set of graphs.

Definition 4: Given a $(1 + 1)$ elitist EA for maximizing a function $f(x)$, its time-fitness landscape is the set of pairs $(g(x), f(x))$, where $g(x)$ is the expected hitting time of the EA starting at x . The neighbour of x includes two points: the point y_1 such that $g(y_1)$ is the closest to $g(x)$ from the direction $g(y) < g(x)$, and the point y_2 such that $g(y_2)$ is the closest to $g(x)$ from the direction $g(y) > g(x)$.

The time-fitness landscape is completely different from traditional ones based on a distance. The former is related to a $(1 + 1)$ EA, but the latter usually not. Let's show the difference by unimodal functions. A function is called unimodal if every non-optimal point has a neighbour with a strictly better fitness [17]. Traditionally the definition of the neighbour relies on a distance. For example, if the search space is the set of binary strings, the neighbour of a point x includes all points y with Hamming distance 1 from x [17]. But such a definition is applicable to unimodal functions to a finite set because the distance is unknown. Thus unimodal functions are defined on the time-fitness landscape instead.

Definition 5: Let $S = \{s_0, s_1, \dots, s_K\}$ and the fitness function satisfy that $f(s_0) > f(s_1) > \dots > f(s_K)$. Given a $(1 + 1)$ elitist EA to maximise a function f , f is called *unimodal* to the $(1 + 1)$ EA if $g^{(1+1)}(s_1) < \dots < g^{(1+1)}(s_K)$.

A unimodal time-fitness landscape is visualised in Fig. 1.

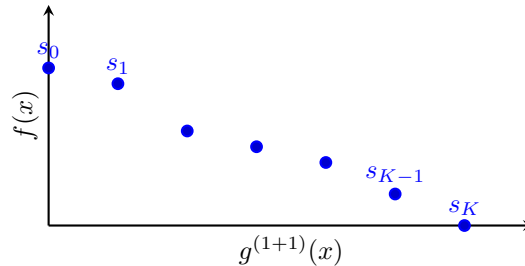


Fig. 1. A unimodal time-fitness landscape. The x axis is the expected hitting time of the $(1 + 1)$ EA. The y axis is the fitness function.

Unimodal functions in terms of the time-fitness landscape are not equivalent to unimodal functions in terms of the distance-based fitness landscape. For example, a OneMax function below is unimodal under Hamming distance.

$$f(x) = |x|, \quad x \in \{0, 1\}^n, \quad (18)$$

where $|x|$ denotes the number of 1-valued bits. Let k represent the points x such that $|x| = k$, and then the fitness function satisfies $f(n) > f(n-1) > \dots > f(0)$. Consider a $(1 + 1)$ elitist EA as follows:

- **Mutation.** Mutation probabilities are:

$$\begin{cases} P_m(k, n) = \frac{1}{n \ln(2+k)}, \\ P_m(k, k) = 1 - P_m(k, k), \end{cases} \quad k = 0, \dots, n-1. \quad (19)$$

- **Elitist Selection.** Select the best individual from $\Phi_t \cup \Psi_t$.

The expected hitting time satisfies

$$g^{(1+1)}(n-1) = n \ln(n+1) > \dots > g^{(1+1)}(0) = n \ln 2.$$

According to Definition 5, f is not unimodal to the $(1+1)$ EA in terms of the time-fitness landscape.

A Fully-Deceptive function below is not unimodal under Hamming distance.

$$f(x) = \begin{cases} n, & \text{if } |x| = n, \\ n-1-|x|, & \text{if } |x| < n, \end{cases} \quad x \in \{0, 1\}^n, \quad (20)$$

The fitness function satisfies $f(n) > f(0) > \dots > f(n-1)$. Still consider the same $(1+1)$ elitist EA as above. The expected hitting time still satisfies

$$g^{(1+1)}(0) = n \ln 2 < \dots < g^{(1+1)}(n-1) = n \ln(n+1).$$

According to Definition 5, f is unimodal to the $(1+1)$ EA in terms of the time-fitness landscape.

IV. SCENARIO 1: USING A POPULATION CANNOT REDUCE HITTING TIME

A. Case study 1: two-paths-I functions

It is an intuitive belief that using a population may reduce the number of generations to find an optimal solution. The following case study shows this belief is not always true.

Before the case study, a basic concept are revisited: path [33][32]. Given a $(1+1)$ EA for maximizing $f(x)$, a path is a sequence of points $\{x_0 \rightarrow x_1 \rightarrow \dots \rightarrow x_k\}$ such that $P(x_{i-1}, x_i) > 0$ for $i = 1, \dots, k$. The path is denoted by $\text{Path}(x_0, x_1, \dots, x_k)$. The case study is about two-paths-I functions which are defined as below.

Definition 6: Let $S = \{s_0, s_1, \dots, s_{K+L}, s_{K+L+1}\}$ where $L > K$. The fitness function satisfies that

$$\begin{aligned} f(s_0) &> f(s_{K+1}) > f(s_{K+2}) > \dots > f(s_{K+L}) \\ &> f(s_1) > f(s_2) > \dots > f(s_K) > f(s_{K+L+1}). \end{aligned} \quad (21)$$

Given a $(1+1)$ elitist EA to maximise a function f , f is called a *two-paths-I function* to the $(1+1)$ EA if there exist two paths to the optimum: $\text{Path}_1(s_{K+L+1}, s_K, \dots, s_1, s_0)$ and $\text{Path}_2(s_{K+L+1}, s_{K+L}, \dots, s_{K+1}, s_0)$ such that

- for $k = 1, \dots, K$ and $k = K+2, \dots, K+L$, mutation probabilities $P_m(s_k, s_{k-1}) = 1$;
- for $k = K+1$, mutation probability $P_m(s_k, s_0) = 1$;
- for $k = K+L+1$, mutation probabilities $P(s_k, s_K) = p$ and $P_m(s_k, s_{K+L}) = 1-p$ where $0 < p < 1$;
- for any other i, j , $P_m(s_i, s_j) = 0$.

Fig. 2 visualises a two-paths-I time-fitness landscape.

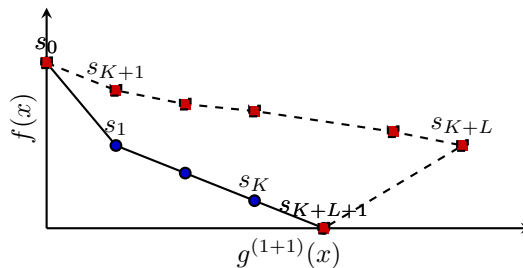


Fig. 2. A two-paths-I time-fitness landscape. The x axis represents the expected hitting time of the $(1+1)$ EA. The y axis is the fitness function.

Consider a $(1+\lambda)$ EA (where $\lambda \geq 2$) for maximizing a two-paths-I function function.

- **Mutation.** Mutation probabilities are identical to those in the $(1+1)$ EA. Generate λ children.
- **Elitist Selection.** Select the best individual from $\Phi_t \cup \Psi_t$.

The theorem below shows that using a population will increase the expected hitting time if the EA starts at s_{K+L+1} .

Proposition 1: Given the $(1+1)$ elitist EA and $(1+\lambda)$ EA (where $\lambda \geq 2$) for maximizing a two-paths-I function, let $\Phi_0^{(1+1)} = \Phi_0^{(1+\lambda)} = s_{K+L+1}$, then $PS(1+\lambda | s_{K+L+1}) < 1$. The scalability threshold is 2.

Proof: For the $(1+\lambda)$ EA, let its distance function $d^{(1+\lambda)}(x) = g^{(1+1)}(x)$. Since $\Phi_0^{(1+\lambda)} = s_{K+L+1}$ and $f(s_{K+L}) > f(s_K)$, there are two potential events.

- 1) The $(1 + \lambda)$ EA moves from s_{K+L+1} to s_K . This event could happen if and only if all mutated children are s_K . The probability for the event happening is p^λ .
- 2) The $(1 + \lambda)$ EA moves from s_{K+L+1} to s_{K+L} . This event could happen if and only if at least one mutated child is s_{K+L} . The probability for the event happening is $1 - p^\lambda$.

We calculate the pointwise drift at s_{K+L+1} as follows:

$$\begin{aligned}
& \Delta^{(1+\lambda)}(s_{K+L+1}) \\
&= (1 - p^\lambda)(g^{(1+\lambda)}(s_{K+L+1}) - g^{(1+\lambda)}(s_{K+L})) \\
&\quad + p^\lambda(g^{(1+\lambda)}(s_{K+L+1}) - g^{(1+\lambda)}(s_K)) \\
&= (1 - p^\lambda)[1 + pK + (1 - p)L - L] \\
&\quad + p^\lambda[1 + pK + (1 - p)L - K] \\
&= 1 + (p - p^\lambda)(K - L) < 1. \\
&\quad (\text{since } L > K, p \in (0, 1) \text{ and } \lambda \geq 2)
\end{aligned} \tag{22}$$

We calculate the pointwise drift at any other non-optimal $s \in \{s_1, \dots, s_{K+L}\}$. The pointwise drift equals to 1.

Since $\Phi_0^{(1+\lambda)} = s_{K+L+1}$, average drift $\bar{\Delta}_0^{(1+\lambda)} < 1$. For any $t \geq 1$, $\Phi_t^{(1+\lambda)}$ has left the point s_{K+L+1} , then average drift $\bar{\Delta}_t^{(1+\lambda)} = 1$. According to Theorem 8, we get that $PS(1 + \lambda | s_{K+L+1}) < 1$. ■

It is easy to understand the proposition. There are two paths towards the optimum: short and long. If using a population, the long path is more likely to be chosen than the short path. Then the expected hitting time is increased.

Proposition 1 implies that even if let the population size $\lambda \rightarrow +\infty$, the expected hitting time of $(1 + \lambda)$ EA is still larger than that of the $(1 + 1)$ EA on two-paths-I functions.

Example 1: Consider an instance of two-paths-I functions. Let $x \in \{0, 1\}^n$ and $|x|$ denote its number of 1-valued bits.

$$f(x) = \begin{cases} n, & \text{if } |x| = 0 \text{ or } |x| = n, \\ -|x|, & \text{if } |x| \leq \theta \text{ where } \theta = 2, \\ |x|, & \text{otherwise.} \end{cases} \tag{23}$$

There are two optima: $0 \dots 0$ and $1 \dots 1$. Let x_0 be a string with $|x_0| = 2$. It takes the minimum value of the fitness. A $(1 + \lambda)$ EA uses adaptive mutation and elitist selection for solving the above problem.

- **Adaptive mutation.**

- 1) When $t = 0$, flip one of 1-valued bits with the probability 0.5, otherwise flip one of 0-valued bits. In this way, generate λ children as Ψ_0 .
- 2) When $t \geq 1$, if $f(\Phi_t) > f(\Phi_{t-1})$ and Φ_t is generated by flipping a 0-valued bit (or 1-valued) in Φ_{t-1} , flip a 0-valued bit (or 1-value bit). Then generate λ children as Ψ_t .
- 3) When $t \geq 1$, if $f(\Phi_t) = f(\Phi_{t-1})$, either flip one of 1-valued bits with probability 0.5 or flip one of 0-valued bits. Then generate λ children as Ψ_t .

- **Elitist Selection.** Select the best individual from $\Phi_t \cup \Psi_t$ as Φ_{t+1} .

Table I shows that using a population increases the expected hitting time.

TABLE I
EXPERIMENTAL RESULTS FOR EXAMPLE 1 AVERAGED OVER 1000 RUNS. $n = 1000$. THE EA STARTS AT x_0 WITH $|x_0| = 2$.

population size	1	3	5	7	9
hitting time	491	872	961	990	997
running time	491	2616	4805	6930	8973

Notice that the function in the example is a unimodal function under Hamming distance but not unimodal in terms of the time-fitness landscape (Fig. 2).

B. Case study 2: unimodal functions

Here is another case study to show that using a population can not reduce the number of generations to find an optimal solution. The case study discusses a $(\mu + 1)$ EA (where $\mu \geq 1$) with elitist selection for maximizing any unimodal function.

- **Global Mutation.** Choose one individual from Φ_t at random and generate a child by mutation. Mutation probability $P_m(s_i, s_j) > 0$ for any i and j .
- **Elitist Selection.** If the child's fitness is better than that of one or more parents, then the child will replace one of these parents at random.

The proposition below asserts that using a population increases the expected hitting time of the $(\mu + 1)$ EA.

Proposition 2: Given the $(1 + 1)$ EA and $(\mu + 1)$ EA (where $\mu \geq 2$) for maximizing a unimodal function, for any $x \in \{s_2, \dots, s_K\}$, let $\Phi_0^{(1+1)} = x$ and $\Phi_0^{(\mu+1)} = (x, \dots, x)$, then $PS(\mu + 1 | x) < 1$. The scalability threshold is 2.

Proof: For the $(1 + 1)$ EA, choose $g^{(1+1)}(x)$ to be its distance function. According to Theorem 1, the pointwise drift satisfies $\Delta^{(1+1)}(s_k) = 1$ for any $s_k \in \{s_1, \dots, s_K\}$. Since selection is elitist and the function is unimodal, we have

$$\Delta^{(1+1)}(s_k) = \sum_{l=0}^{k-1} P_m(s_k, s_l)(g^{(1+1)}(s_k) - g^{(1+1)}(s_l)) = 1. \quad (24)$$

For the $(\mu + 1)$ EA, define its distance function $d^{(\mu+1)}(X) = \min\{g^{(1+1)}(x) : x \in X\}$.

Let $\Phi_t^{(\mu+1)} = X = (s_{1(X)}, \dots, s_{\mu(X)})$ whose best individual is s_k , and $\Psi_t^{(\mu+1)} = s_l$. Since the $(\mu + 1)$ EA adopts elitist selection and the fitness function is unimodal, the pointwise drift satisfies

$$\Delta^{(\mu+1)}(X) = \sum_{l=0}^{k-1} P_m(X, s_l)(g^{(1+1)}(s_k) - g^{(1+1)}(s_l)). \quad (25)$$

The probability of mutating $s_{i(X)}$ to s_l is $P_m(s_{i(X)}, s_l)$. Since each parent is chosen for mutation at random, we have

$$P_m(X, s_l) = \frac{1}{\mu} \sum_{i=1}^{\mu} P_m(s_{i(X)}, s_l).$$

Then we get

$$\begin{aligned} & P_m(X, s_l) \left(g^{(1+1)}(s_k) - g^{(1+1)}(s_l) \right) \\ &= \frac{1}{\mu} \sum_{i=1}^{\mu} P_m(s_{i(X)}, s_l) (g^{(1+1)}(s_k) - g^{(1+1)}(s_l)). \end{aligned}$$

Since $l < k \leq i(X)$, we have

$$g^{(1+1)}(s_l) < g^{(1+1)}(s_k) \leq g^{(1+1)}(s_{i(X)}),$$

and then

$$\begin{aligned} & P_m(X, s_l) \left(g^{(1+1)}(s_k) - g^{(1+1)}(s_l) \right) \\ &\leq \frac{1}{\mu} \sum_{i=1}^{\mu} P_m(s_{i(X)}, s_l) (g^{(1+1)}(s_{i(X)}) - g^{(1+1)}(s_l)) \end{aligned}$$

The pointwise drift satisfies

$$\begin{aligned} & \Delta^{(\mu+1)}(X) \\ &= \frac{1}{\mu} \sum_{i=1}^{\mu} \sum_{l=0}^{k-1} P_m(s_{i(X)}, s_l) (g^{(1+1)}(s_k) - g^{(1+1)}(s_l)) \\ &\leq \frac{1}{\mu} \sum_{i=1}^{\mu} \sum_{l=0}^{k-1} P_m(s_{i(X)}, s_l) (g^{(1+1)}(s_{i(X)}) - g^{(1+1)}(s_l)). \end{aligned} \quad (26)$$

1) **Case 1:** for all individuals in X , $s_{i(X)} = s_k$.

In this case, according to (24), we have

$$\sum_{l=0}^{k-1} P_m(s_k, s_l) (g^{(1+1)}(s_k) - g^{(1+1)}(s_l)) = 1.$$

Then the pointwise drift satisfies

$$\Delta^{(\mu+1)}(X) = \frac{1}{\mu} \sum_{i=1}^{\mu} 1 = 1. \quad (27)$$

2) **Case 2:** for at least one of individuals in X , $s_{i(X)} \neq s_k$.

Since s_k is the best individual in X , the indexes satisfy $i(X) > k$. Thanks to global mutation, we have $P_m(s_{i(X)}, s_l) > 0$ for any $i(X)$, and then

$$\begin{aligned} & \sum_{l=0}^{k-1} P_m(s_{i(X)}, s_l) (g^{(1+1)}(s_{i(X)}) - g^{(1+1)}(s_l)) \\ &< \sum_{l=0}^{i(X)-1} P_m(s_{i(X)}, s_l) (g^{(1+1)}(s_{i(X)}) - g^{(1+1)}(s_l)) \\ &= \Delta^{(1+1)}(s_{i(X)}) = 1. \end{aligned} \quad (28)$$

The last equality “= 1” is based on (24). Then the pointwise drift satisfies

$$\Delta^{(\mu+1)}(X) < \frac{1}{\mu} \sum_{i=1}^{\mu} 1 = 1. \quad (29)$$

Since $\Phi_0 = (s_k, \dots, s_k)$ where $k \geq 2$, the average drift $\bar{\Delta}_0^{(\mu+1)} = 1$. When $t = 1$, the probability of $\Phi_1 \in \mathcal{P}_{\text{non}}$ including two different non-optimal points (say s_k and s_{k-1}) is always greater than 0 due to global mutation. Thus the average drift $\bar{\Delta}_1^{(\mu+1)} < 1$. When $t \geq 2$, the average drift $\bar{\Delta}_t^{(\mu+1)} \leq 1$. According to Theorem 8, we get $PS(\mu + 1 | s_k) < 1$. ■

Here is an explanation of this proposition. For unimodal functions, the higher the fitness of a point is, the closer to the optimal set the point is (Fig. 1). Given a population in the $(\mu + 1)$ EA, a good strategy is to mutate the best individual in the population. Unfortunately, a population may include one or more individuals which are worse than the best. If EA chooses a worse individual to mutate, it will increase the expected hitting time.

Proposition 2 shows that even if let the population size $\mu \rightarrow +\infty$, the expected hitting time of the $(\mu + 1)$ EA is still larger than that of the $(1 + 1)$ EA on unimodal functions.

Example 2: Consider an instance of unimodal functions. Let $x \in \{0, 1\}^n$ and $|x|$ denote the number of 1-valued bits.

$$f(x) = \max\{|x|, n - |x|\}. \quad (30)$$

There are two optima: $0 \cdots 0 \vee 1 \cdots 1$. A $(\mu + 1)$ elitist EA is used for solving the maximization problem.

- **Bitwise Mutation.** Choose one individual from μ parents at random. Flip each bit with a probability $1/n$.
- **Elitist Selection.** If the child's fitness is better than that of one or more parents, then the child will replace one of these parents at random.

Table II shows that using a population increases the expected hitting time.

TABLE II
EXPERIMENTAL RESULTS FOR EXAMPLE 2 AVERAGED OVER 1000 RUNS. $n = 200$. THE EA STARTS AT x_0 WITH $|x_0| = 100$.

population size	1	3	5	7	9
hitting time	2523	2650	3014	3477	3855
running time	2523	2650	3014	3477	3855

V. SCENARIO 2: USING A POPULATION CAN REDUCE HITTING TIME BUT NOT RUNNING TIME

A. Case study 3: unimodal functions

Let's reinvestigate the intuitive belief that using a population can reduce the expected hitting time of elitist EAs for maximizing unimodal functions. Although this belief is not true for the $(\mu + 1)$ EA, it is still true for the $(\lambda + \lambda)$ EA with global mutation and elitist selection.

Consider a $(\lambda + \lambda)$ EA ($\lambda \geq 1$) using elitist selection and global mutation.

- **Global Mutation.** For any i, j , mutation probability $P_m(s_i, s_j) > 0$. Each individual in Φ_t generates a child.
- **Elitist Selection.** Probabilistically select λ individuals from $\Phi_t \cup \Psi_t$, while the best individual is always selected.

First we prove an inequality which will be used later.

Lemma 1: Given $a_i > 0, b_i > 0, c_i > 0$ where $i = 0, 1, \dots, k$ such that $\sum_{i=0}^j a_i > \sum_{i=0}^j b_i, j = 0, \dots, k$ and $c_0 > c_1 > \dots > c_k$, it holds $\sum_{i=0}^k a_i c_i > \sum_{i=0}^k b_i c_i$.

Proof: From the conditions $a_0 + \dots + a_j > b_0 + \dots + b_j$ and $c_0 > c_1 > \dots > c_k$, we have

$$\begin{aligned} & \sum_{i=0}^k (a_i - b_i) c_i \\ &= (a_0 - b_0) c_0 + \sum_{i=1}^k (a_i - b_i) c_i \\ &> (a_0 - b_0) c_1 + \sum_{i=1}^k (a_i - b_i) c_i \\ &= (a_0 - b_0 + a_1 - b_1) c_1 + \sum_{i=2}^k (a_i - b_i) c_i \\ &> (a_0 - b_0 + a_1 - b_1) c_2 + \sum_{i=2}^k (a_i - b_i) c_i \\ &= (a_0 - b_0 + a_1 - b_1 + a_2 - b_2) c_2 + \sum_{i=3}^k (a_i - b_i) c_i. \end{aligned}$$

By induction, we can prove that

$$> \sum_{i=0}^k (a_i - b_i) c_i > (a_0 - b_0 + a_1 - b_1 + \dots + a_k - b_k) c_k > 0.$$

This gives the desired result. ■

Proposition 3: Given the $(1 + 1)$ elitist EA and $(\lambda + \lambda)$ EA (where $\lambda \geq 2$) using global mutation and elitist selection for maximizing any unimodal function, for any $x \in \mathcal{P}_{\text{non}}$, let $\Phi_0^{(1+1)} = x$ and $\Phi_0^{(\lambda+\lambda)} = (x, \dots, x)$, then $PS(\lambda + \lambda | x) > 1$.

Proof: For the $(1 + 1)$ EA, choose $g^{(1+1)}(x)$ to be its distance function. According to Theorem 1, the pointwise drift satisfies $\Delta^{(1+1)}(s_k) = 1$ for any $s_k \in \mathcal{P}_{\text{non}}$. Since selection is elitist and the function is unimodal, we have

$$\Delta^{(1+1)}(x) = \sum_{l=0}^{k-1} P_m(s_k, s_l) (g^{(1+1)}(s_k) - g^{(1+1)}(s_l)) = 1. \quad (31)$$

For a $(\lambda + \lambda)$ EA, define its distance function $d^{(\lambda+\lambda)}(X) = \min\{g^{(1+1)}(x) : x \in X\}$.

Let \mathcal{P}_k denote the set of populations whose best individual is s_k (where $k = 1 \cdots, K$). Assume that $\Phi_t^{(\lambda+\lambda)} = X \in \mathcal{P}_k$ (where $k > 0$), $\Psi_t^{(\lambda+\lambda)} = Y$ and $\Phi_{t+1}^{(\lambda+\lambda)} = Z \in \mathcal{P}_m$ (where $m < k$).

Given any $m < k$, population Φ_{t+1} enters in the union $\mathcal{P}_0 \cup \mathcal{P}_1 \cup \dots \cup \mathcal{P}_m$ if and only if one or more individuals in population Φ_t is mutated into an individual in the set $\{s_0, \dots, s_m\}$. Thanks to global mutation and population size $\lambda \geq 2$, this probability is strictly larger than that of one individual (s_k) being mutated into the set $\{s_0, \dots, s_m\}$, that is

$$\sum_{l=0}^m \sum_{Z \in \mathcal{P}_l} P(X, Z) > \sum_{l=0}^m P(s_k, s_l).$$

Since the fitness function is unimodal, we have

$$\begin{aligned} g^{(1+1)}(s_k) - g^{(1+1)}(s_0) &> g^{(1+1)}(s_k) - g^{(1+1)}(s_1) \\ &> \dots > g^{(1+1)}(s_k) - g^{(1+1)}(s_{k-1}). \end{aligned}$$

Using Lemma 1 (let $a_l = \sum_{Z \in \mathcal{P}_l} P(X, Z)$, $b_l = P(s_k, s_l)$ and $c_l = g^{(1+1)}(s_k) - g^{(1+1)}(s_l)$), we get

$$\begin{aligned} \Delta^{(\lambda+\lambda)}(X) &= \sum_{l=0}^{k-1} \sum_{Z \in \mathcal{P}_l} P(X, Z) (g^{(1+1)}(s_k) - g^{(1+1)}(s_l)) \\ &> \sum_{l=0}^{k-1} P(s_k, s_l) (g^{(1+1)}(s_k) - g^{(1+1)}(s_l)) \\ &= \Delta^{(1+1)}(s_k) = 1. \end{aligned}$$

Then we have $\Delta^{(\lambda+\lambda)}(X) > 1$. Since $\Phi_0 \in \mathcal{P}_{\text{non}}$, we have for any $t \geq 0$, the average drift $\bar{\Delta}_t^{(\lambda+\lambda)} > 1$. Applying Theorem 9, we get $PS(\lambda + \lambda) > 1$. \blacksquare

Proposition 4 states that using a population can reduce the expected hitting time of the $(\lambda + \lambda)$ EA on unimodal functions. Here is an explanation. For unimodal functions, the higher the fitness of a point is, the closer to the optimal set the point is. The probability of the $(\lambda + \lambda)$ EA (where $\lambda \geq 2$) to generate a better individual is strictly larger than that of the $(1 + 1)$ EA. Thus the expected hitting time is shortened.

B. Case Study 4: unimodal functions

It is an intuitive belief that using a population can not reduce the expected running time of elitist EAs for maximizing unimodal functions. The proposition below asserts this is true for unimodal functions in terms of the time-fitness landscape.

Consider a $(\mu + \lambda)$ elitist EA.

- **Mutation.** Select λ individuals in Φ_t and mutate them. Then generate a children population consisting of λ individuals;
- **Elitist Selection.** First select one individual with the highest fitness in $\Phi_t \cup \Psi_t$; and then probabilistically select $\mu - 1$ individuals from $\Phi_t \cup \Psi_t$.

Proposition 4: Given the $(1 + 1)$ elitist EA and $(\mu + \lambda)$ EA (where $\mu \geq 2$ or $\lambda \geq 2$) for maximizing a unimodal function, for any $x \in \mathcal{P}_{\text{non}}$, let $\Phi_0^{(1+1)} = x$ and $\Phi_0^{(\mu+\lambda)} = (x, \dots, x)$, then $PS(\mu + \lambda | x) < \lambda$.

Proof: It is sufficient to consider the case of $(\mu + \lambda)$ with $\lambda > 1$. The analysis of $(\mu + 1)$ EA is almost the same as that of Proposition 2, except two places: (1) without the global mutation condition, inequality (28) is changed from $<$ to \leq ; (2) the conclusion is changed from $PS(\mu + 1) < 1$ to $PS(\mu + 1) \leq 1$.

For the $(1 + 1)$ EA, choose $g^{(1+1)}(x)$ to be its distance function. According to Theorem 1, for any $s_k \in \{s_1, \dots, s_K\}$, the pointwise drift satisfies $\Delta^{(1+1)}(s_k) = 1$. Since selection is elitist and the function is unimodal, we have

$$\Delta^{(1+1)}(s_k) = \sum_{l=0}^{k-1} P_m(s_k, s_l) (g^{(1+1)}(s_k) - g^{(1+1)}(s_l)) = 1. \quad (32)$$

For the $(\mu + \lambda)$ EA where $\lambda \geq 2$, let its distance function $d^{(\mu+\lambda)}(X) = \min\{g^{(1+1)}(x) : x \in X\}$.

Let \mathcal{P}_k denote the set of populations whose best individual is s_k (where $k = 0, 1, \dots, K$). Assume that $\Phi_t^{(\mu+\lambda)} = X \in \mathcal{P}_k$ where $k \geq 1$, $\Psi_t^{(\mu+\lambda)} = Y$ and $\Phi_{t+1}^{(\mu+\lambda)} = Z \in \mathcal{P}_l$.

Since the $(\mu + \lambda)$ EA adopts elitist selection and the fitness function is unimodal, the pointwise drift satisfies

$$\begin{aligned} \Delta^{(\mu+\lambda)}(X) &= \sum_{l=0}^{k-1} \sum_{Z \in \mathcal{P}_l} P(X, Z) (g^{(1+1)}(s_k) - g^{(1+1)}(s_l)) \\ &= \sum_{l=0}^{k-1} \sum_{Y \in \mathcal{P}_l} P_m(X, Y) (g^{(1+1)}(s_k) - g^{(1+1)}(s_l)). \end{aligned} \quad (33)$$

Denote children population Y by $(s_{1(Y)}, \dots, s_{\lambda(Y)})$. Let $(s_{1(X)}, \dots, s_{\lambda(X)})$ be the parents from which Y are mutated. Population $Y \in \mathcal{P}_l$ (where $l < k$) only if one or more parents is muted into s_l . The probability of mutating $s_{i(X)}$ to s_l is

$P_m(s_{i(X)}, s_l)$. Since each individual is mutated independently, the probability of one or more parents is mutated into s_l is not more than the sum of each parents is mutated into s_l . Then we have

$$\begin{aligned} & \sum_{Y \in \mathcal{P}_l} P_m(X, Y) (g^{(1+1)}(s_k) - g^{(1+1)}(s_l)) \\ & \leq \sum_{i=1}^{\lambda} P_m(s_{i(X)}, s_l) (g^{(1+1)}(s_k) - g^{(1+1)}(s_l)). \end{aligned} \quad (34)$$

The above inequality is strict if $X = (s_k, \dots, s_k)$.

Since $l < k \leq i(X)$, we have

$$g^{(1+1)}(s_l) < g^{(1+1)}(s_k) \leq g^{(1+1)}(s_{i(X)}),$$

and then

$$\begin{aligned} & \sum_{Y \in \mathcal{P}_l} P_m(X, Y) (g^{(1+1)}(s_k) - g^{(1+1)}(s_l)) \\ & \leq \sum_{i=1}^{\lambda} P_m(s_{i(X)}, s_l) (g^{(1+1)}(s_{i(X)}) - g^{(1+1)}(s_l)). \end{aligned}$$

Inserting the above inequality into (33), we get

$$\begin{aligned} & \Delta^{(\mu+\lambda)}(X) \\ & \leq \sum_{l=0}^{k-1} \sum_{i=1}^{\lambda} P_m(s_{i(X)}, s_l) (g^{(1+1)}(s_{i(X)}) - g^{(1+1)}(s_l)) \\ & = \sum_{i=1}^{\lambda} \sum_{l=0}^{k-1} P_m(s_{i(X)}, s_l) (g^{(1+1)}(s_{i(X)}) - g^{(1+1)}(s_l)). \end{aligned} \quad (35)$$

Since s_k is the best individual in X , we have for $i = 1, \dots, \lambda$, the indexes satisfy $i(X) \geq k$. Then

$$\begin{aligned} & \sum_{l=0}^{k-1} P_m(s_{i(X)}, s_l) (g^{(1+1)}(s_{i(X)}) - g^{(1+1)}(s_l)) \\ & \leq \sum_{l=0}^{i(X)-1} P_m(s_{i(X)}, s_l) (g^{(1+1)}(s_{i(X)}) - g^{(1+1)}(s_l)) = 1. \end{aligned}$$

The drift satisfies

$$\Delta^{(\mu+\lambda)}(X) \leq \sum_{i=1}^{\lambda} 1 = \lambda.$$

The above inequality is strict if $X = (s_k, \dots, s_k)$.

Since $\Phi_0 = (s_k, \dots, s_k)$ for some $k \geq 1$, the average drift $\bar{\Delta}_0^{(\mu+\lambda)} < 1$. When $t \geq 1$, the average drift $\bar{\Delta}_t^{(\mu+\lambda)} \leq 1$. Applying Theorem 8, we obtain $PS(\mu + \lambda) < \lambda$. ■

Proposition 4 states that using a population cannot reduce the expected running time of the $(\mu + \lambda)$ EA on unimodal functions. The explanation is simple. For unimodal functions, the higher the fitness of a point is, the closer to the optimal set the point is. The probability of the $(\mu + \lambda)$ EA to generate a better individual is not more than λ times that of the $(1 + 1)$ EA. Thus the expected hitting time cannot be shortened by $1/\lambda$.

Example 3: Consider the instance of unidmodal functions in Example 2 again.

$$f(x) = \max\{|x|, n - |x|\}. \quad (36)$$

A $(1 + \lambda)$ EA (where $\lambda \geq 1$) with elitist selection and bitwise mutation is used for the maximizing the function.

- **Bitwise Mutation.** Flip each bit with a probability $1/n$. Then generates λ children.
- **Elitist Selection.** Select the best individual from $\Phi_t \cup \Psi_t$.

Table III shows that using a population reduces the expected hitting time, but increases the expected running time.

TABLE III
EXPERIMENTAL RESULTS FOR EXAMPLE 3 AVERAGED OVER 1000 RUNS. $n = 200$. THE EA STARTS AT x_0 WITH $|x_0| = 100$.

population size	1	3	5	7	9
hitting time	2536	864	529	395	315
running time	2536	2592	2645	2765	2835

Let's apply Proposition 4 to a special instance: the $(1 + \lambda)$ EA (using bitwise mutation and elitist selection) for maximizing the OneMax function. According to Proposition 4, using a population will increase the running time. The population threshold is 2. This conclusion is different from that in [8]. The result in [8] asserts that the expected running time of the $(1 + \lambda)$ EA is the same order of that of the $(1 + 1)$ EA by a constant factor when λ is smaller than the cut-off point. The constant factor could be any constant such as $1/1000$ or 1000 . But the two results are not contrary. Our result indicates that the factor is less than 1 when $\lambda \geq 2$.

VI. SCENARIO 3: USING A POPULATION CAN REDUCE RUNNING TIME

A. Case study 5: two-paths-II functions

In the previous section, it has been proven that using a population cannot reduce the expected running time of an EA for maximizing any unimodal function in terms of the time-fitness landscape. But this intuitive belief is not true in terms of the distance-based fitness landscape. The following case study of two-paths-II functions and its instance demonstrate this.

Definition 7: Let $\mathcal{S} = \{s_0, s_1, \dots, s_{K+L}, s_{K+L+1}\}$ where $L < K$ and the fitness function $f(x)$ satisfy that

$$\begin{aligned} f(s_0) &> f(s_{K+1}) > f(s_{K+2}) > \dots > f(s_{K+L}) \\ &> f(s_1) > f(s_2) > \dots > f(s_K) > f(s_{K+L+1}). \end{aligned} \quad (37)$$

Given a $(1+1)$ elitist EA to maximise f , f is called a two-paths-II function to the $(1+1)$ EA if there exist two paths to the optimum: $\text{Path}_1(s_{K+L+1}, s_K, \dots, s_1, s_0)$ and $\text{Path}_2(s_{K+L+1}, s_{K+L}, \dots, s_{K+1}, s_0)$ such that

- for $k = 1, \dots, K$ and $k = K+2, \dots, K+L$, mutation probabilities $P_m(s_k, s_{k-1}) = 1$;
- for $k = K+1$, mutation probability $P_m(s_k, s_0) = 1$;
- for $k = K+L+1$, mutation probabilities $P(s_k, s_K) = p$ and $P_m(s_k, s_{K+L}) = 1 - p$ where $0 < p < 1$;
- for any other i, j , $P_m(s_i, s_j) = 0$.

Fig. 3 visualises the a two-paths-II time-fitness landscape.

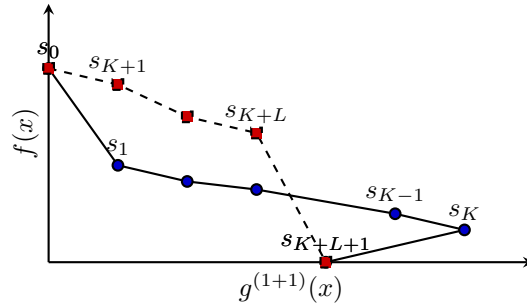


Fig. 3. A two-paths-II time-fitness landscape. The x axis represents the expected hitting time of the $(1+1)$ EA. The y axis is the fitness function.

Consider a $(1+\lambda)$ EA where $\lambda \geq 2$.

- **Mutation.** Mutation probabilities are identical to those in the $(1+1)$ EA in the above definition.
- **Elitist Selection.** Select the best individual from $\Phi_t \cup \Psi_t$.

Under certain condition, using a population may reduce the expected hitting time.

Proposition 5: Given the $(1+1)$ EA and $(1+\lambda)$ EA (where $\lambda \geq 2$) for maximizing a two-paths-II function, let $\Phi_0^{(1+1)} = s_{K+L+1}$ and $\Phi_0^{(1+\lambda)} = s_{K+L+1}$, if the population size satisfies $\lambda < \lambda^*$ where λ^* is given by

$$\lambda^* = 1 + (p - \lambda p^\lambda) \frac{K-L}{L+1}, \quad (38)$$

then $PS(1+\lambda | s_{K+L+1}) > \lambda$. The scalability threshold is not less than λ^* .

Proof: For the $(1+\lambda)$ EA, define its distance function as follows:

$$d^{(1+\lambda)}(x) = \begin{cases} 0, & \text{if } x = s_0, \\ g^{(1+1)}(s_{K+L+1}), & \text{if } x = s_{K+L+1}, \\ \lambda g^{(1+1)}(x), & \text{otherwise.} \end{cases} \quad (39)$$

Since $\Phi_0^{(1+\lambda)} = s_{K+L+1}$ and $f(s_{K+L}) > f(s_K)$, there are two potential events.

- 1) The $(1+\lambda)$ EA moves from s_{K+L+1} to s_K . This event could happen if and only if all mutated children are s_K . The probability for the event happening is p^λ .
- 2) The $(1+\lambda)$ EA moves from s_{K+L+1} to s_{K+L} . This event could happen if and only if at least one mutated child is s_{K+L} . The probability for the event happening is $1 - p^\lambda$.

Calculate the pointwise drift at s_{K+L+1} as follows:

$$\begin{aligned}
& \Delta^{(1+\lambda)}(s_{K+L+1}) \\
&= (1-p^\lambda)(g^{(1+1)}(s_{K+L+1}) - \lambda g^{(1+1)}(s_{K+L})) \\
&\quad + p^\lambda(g^{(1+1)}(s_{K+L+1}) - \lambda g^{(1+1)}(s_K)) \\
&= (1-p^\lambda)[1+pK+(1-p)L-\lambda L] \\
&\quad + p^\lambda[1+pK+(1-p)L-\lambda K] \\
&= 1+pK+(1-p)L-\lambda L+p^\lambda\lambda L-p^\lambda\lambda K \\
&= 1+(p-p^\lambda\lambda)(K-L)+L(1-\lambda) \\
&> \lambda. \quad (\text{use } \lambda < \lambda^* \text{ and (38)})
\end{aligned} \tag{40}$$

Calculate the pointwise drift at $s \in \{s_1, \dots, s_{K+L}\}$,

$$\begin{aligned}
\Delta^{(1+\lambda)}(s) &= \sum_{s' \in \mathcal{S}} [\lambda g^{(1+1)}(s) - \lambda g^{(1+1)}(s')] \\
&= \Delta^{(1+1)}(s) = \lambda.
\end{aligned}$$

Since $\Phi_0 = s_{K+L+1}$, the average drift $\bar{\Delta}_0^{(1+\lambda)} > \lambda$. For any $t \geq 1$, $\Phi_t^{(1+\lambda)}$ has left the point s_{K+L+1} , then average drift $\bar{\Delta}_t^{(1+\lambda)} = \lambda$. According to Theorem 9, we get that $PS(1+\lambda | s_{K+L+1}) > \lambda$. ■

Proposition 5 states that using a population (within the scalability threshold) may reduce the expected running time on two-paths-II functions within the scalability threshold. It is easy to understand the proposition. There are two paths to the optimum: short and long. Using a larger population, the short path is more likely to be chosen than the long path. Thus the expected hitting time is reduced.

Example 4: Consider an instance of two-paths-II functions. Let $x \in \{0, 1\}^n$ and $|x|$ denote its number of 1-valued bits.

$$f(x) = \begin{cases} n, & \text{if } |x| = 0 \text{ or } |x| = n, \\ -|x|, & \text{if } |x| \leq \theta \text{ where } \theta = n - 2, \\ |x|, & \text{otherwise.} \end{cases} \tag{41}$$

The $(1+\lambda)$ EA is the same as that in Section IV-A. The $(1+1)$ EA can find an optimal solution in less than n generations.

- **Adaptive mutation.**

- 1) When $t = 0$, flip one of 1-valued bits with the probability 0.5, otherwise flip one of 0-valued bits. In this way, generate λ children as Ψ_0 .
- 2) When $t \geq 1$, if $f(\Phi_t) > f(\Phi_{t-1})$ and Φ_t is generated by flipping a 0-valued bit (or 1-valued) in Φ_{t-1} , flip a 0-valued bit (or 1-valued bit). Then generate λ children as Ψ_t .
- 3) When $t \geq 1$, if $f(\Phi_t) = f(\Phi_{t-1})$, either flip one of 1-valued bits with probability 0.5 or flip one of 0-valued bits. Then generate λ children as Ψ_t .

- **Elitist Selection.** Select the best individual from $\Phi_t \cup \Psi_t$.

Table IV shows that using a population reduces the expected running time.

TABLE IV
EXPERIMENTAL RESULTS FOR EXAMPLE 4 AVERAGED OVER 1000 RUNS. $n = 1000$. THE EA STARTS AT x_0 WITH $|x_0| = 998$.

population size	1	5	9	13	17
hitting time	507	28	2	2	2
running time	507	140	18	26	34

Notice that the function in the example is a unimodal function under Hamming distance. The result shows that using a population shortens the expected running time of an EA on a unimodal function in terms of the distance-based fitness landscape.

B. Case study 6: deceptive-like functions

It is an intuitive belief that using a population may shorten the runtime of EAs on deceptive functions. This was proven for an elitist EA on Fully-Deceptive functions under Hamming distance [7]. In this case study, the conclusion is generalised to deceptive-like functions in any finite set. Fully-deceptive functions and deceptive-like functions are defined as follows.

Definition 8: Let $\mathcal{S} = \{s_0, s_1, \dots, s_K\}$. The fitness function satisfies $f(s_0) > f(s_K) > \dots > f(s_1)$. Given a $(1+1)$ elitist EA to maximise f , f is called *fully-deceptive-like* to the $(1+1)$ EA if $g^{(1+1)}(s_K) > \dots > g^{(1+1)}(s_1)$.

Definition 9: Let $\mathcal{S} = \{s_0, s_1, \dots, s_K\}$. The fitness function satisfies

$$f(s_0) > f(s_K) > \max\{f(s_1), \dots, f(s_{K-1})\}. \quad (42)$$

Given a $(1+1)$ elitist EA to maximise f , f is called *deceptive-like* to the $(1+1)$ EA if $g^{(1+1)}(s_K) > g^{(1+1)}(s_k)$ for any $k < K$.

A deceptive-like time-fitness landscape is visualised in Fig. 4.

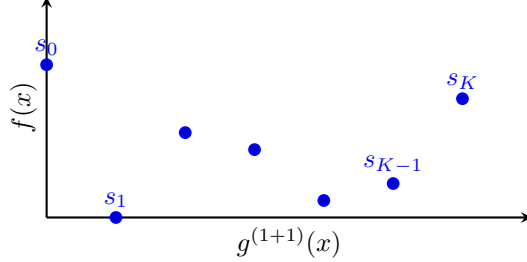


Fig. 4. A deceptive-like time-fitness landscape. The x axis is the expected hitting time of the $(1+1)$ EA. The y axis is the fitness function.

Given a fitness function $f(x)$, consider an elitist $(1+1)$ uses global mutation for maximising $f(x)$.

- **Global Mutation.** For any i and j , mutation probability $P_m(s_i, s_j) > 0$; For any $i < K$, mutation probability $P_m(s_i, s_0) > P_m(s_K, s_0)$.
- **Elitist Selection.** select the best from $\Phi_t \cup \Psi_t$.

The fitness function f is deceptive-like to the $(1+1)$ EA because $g^{(1+1)}(s_K) > g^{(1+1)}(s_i)$ for any $i < K$. This can be proven by pointwise drift analysis. Let the distance function to be $d(s) = g^{(1+1)}(s_K) - f(s)$ for $s \in \{s_1, \dots, s_K\}$ and $d(s) = 0$ for $s = s_0$. The pointwise drift satisfies $\Delta^{(1+1)}(s) = 1$ for $s = s_K$ and $\Delta^{(1+1)}(s_i) > 1$ for $s_i \in \{s_1, \dots, s_{K-1}\}$ due to $P_m(s_i, s_0) > P_m(s_K, s_0)$. Hence $g^{(1+1)}(s_K) > g^{(1+1)}(s_i)$.

Consider a $(\lambda + \lambda)$ EA (where $\lambda \geq 2$) using global mutation and elitist selection with fitness diversity for maximising $f(x)$.

- **Global Mutation.** The same as that in the $(1+1)$ EA.
- **Elitist Selection with Fitness Diversity.**
 - 1) If the individuals in $\Phi_t \cup \Psi_t$ have the same fitness, then choose λ individuals at random;
 - 2) Otherwise, first select one individual with the highest fitness from $\Phi_t \cup \Psi_t$ and then select one individual with a lower higher fitness. Thereafter select $\lambda - 2$ individuals from $\Phi_t \cup \Psi_t$ using any selection scheme.

We will show that the running time of the $(\lambda + \lambda)$ EA (where $\lambda \geq 2$) is shorter than that of the $(1+1)$ EA. First he following notation is introduced.

$$\mathcal{S}_K \stackrel{\text{def}}{=} \{x \in \mathcal{S}; f(x) < f(s_K)\}, \quad (43)$$

$$\mathcal{P}_K \stackrel{\text{def}}{=} \{X \in \mathcal{P}; f(x) < f(s_K) \text{ for any } x \in X\}, \quad (44)$$

$$P_m(x, \mathcal{S}_K) \stackrel{\text{def}}{=} \sum_{y \in \mathcal{S}_K} P_m(x, y), \quad (45)$$

$$P_m(X, \mathcal{P}_K) \stackrel{\text{def}}{=} \sum_{x \in X} P_m(x, \mathcal{S}_K). \quad (46)$$

Proposition 6: Given the $(1+1)$ elitist EA and $(\lambda + \lambda)$ EA (where $\lambda \geq 2$) for maximizing any deceptive-like function, if the population size satisfies $\lambda < \lambda^*$ where λ^* is given by

$$\lambda^* = \frac{P_m(s_K, \mathcal{S}_K) \min_{0 < i < K} P_m(s_i, s_0)}{(P_m(s_K, \mathcal{S}_K) + \min_{0 < i < K} P_m(s_i, s_0)) P_m(s_K, s_0)}, \quad (47)$$

then $PS(\lambda + \lambda | s_K) > \lambda$. The scalability threshold is not less than λ^* .

Proof: For the $(\lambda + \lambda)$ EA, given a population X , let $f(X) = \max\{f(x); x \in X\}$ the maximal fitness of its individuals. Define the distance distance as follows:

$$d(X) = \begin{cases} d_0 = 0, & \text{if } f(X) = f(s_0), \\ d_K = g^{(1)}(s_K), & \text{if } f(X) = f(s_K), \\ d_K = \frac{\lambda}{\min_{0 < i < K} P_m(s_i, s_0)}, & \text{if } f(X) < f(s_K). \end{cases} \quad (48)$$

We calculate the pointwise drift at $X = (s_K, \dots, s_K)$:

$$\begin{aligned}
& \Delta^{(\lambda+\lambda)}(s_K, \dots, s_K) \\
&= P(X, \mathcal{P}_{\text{opt}})(d_K - d_0) + P(X, \mathcal{P}_{\underline{K}})(d_K - d_{\underline{K}}) \\
&> P(X, \mathcal{P}_{\text{opt}})(d_K - d_{\underline{K}}) + P(X, \mathcal{P}_{\underline{K}})(d_K - d_{\underline{K}}) \\
&= (P(X, \mathcal{P}_{\text{opt}}) + P(X, \mathcal{P}_{\underline{K}}))(d_K - d_{\underline{K}}) \\
&> P_m(s_K, \mathcal{S}_{\underline{K}})(d_K - d_{\underline{K}}) \\
&= P_m(s_K, \mathcal{S}_{\underline{K}}) \left(\frac{1}{P_m(s_K, s_0)} - \frac{\lambda}{\min_{0 < i < K} P_m(s_i, s_0)} \right) \\
&> \lambda. \quad (\text{use } \lambda < \lambda^* \text{ and (47)})
\end{aligned} \tag{49}$$

Calculate the pointwise drift at any $X \in \mathcal{P}_{\text{non}}$ in which at least one of its individuals is not s_K :

$$\begin{aligned}
\Delta^{(\lambda+\lambda)}(X) &= P(X, \mathcal{P}_{\text{opt}})(d_{\underline{K}} - d_0) \\
&\geq \frac{\lambda \max_{x \in X} P_m(x, s_0)}{\min_{0 < i < k} P_m(s_i, s_0)} \geq \lambda.
\end{aligned} \tag{50}$$

Since $\Phi_0^{(\lambda+\lambda)} = (s_K, \dots, s_K)$, from (49) we have the average drift $\bar{\Delta}_0^{(\lambda+\lambda)} > \lambda$. For any $t \geq 1$, we know, $\bar{\Delta}_t^{(\lambda+\lambda)} \geq \lambda$. According to Theorem 9, we have $PS(\lambda + \lambda | s_K) > \lambda$. \blacksquare

Here is an explanation of the proposition. In the $(1+1)$ algorithm, elitist selection cannot accept a worse solution. But in the population-based EA, selection with the fitness diversity can accept a worse solution. This helps the EA.

Example 5: Consider an instance of Fully-Deceptive functions. Let $x \in \{0, 1\}^n$ and $|x|$ denote its number of 1-valued bits.

$$f(x) = \begin{cases} n, & \text{if } |x| = 0 \text{ or } |x| = n, \\ \min\{|x|, n - |x|\}, & \text{otherwise.} \end{cases} \tag{51}$$

There are two optima: $0 \dots 0$ and $1 \dots 1$. Consider a $(\lambda + \lambda)$ EA using elitist selection and bitwise mutation:

- **Bitwise Mutation.** Flip each bit with probability $1/n$. Each parent generates one child.
- **Elitist Selection + Random Selection.** Select one individual with the highest fitness from $\Phi_t \cup \Psi_t$ and then select $\lambda - 1$ individuals from $\Phi_t \cup \Psi_t$ at random.

Table V shows that using a population reduced the expected running time.

TABLE V
EXPERIMENTAL RESULTS FOR EXAMPLE 5 AVERAGED OVER 1000 RUNS. $n = 10$. THE EA STARTS AT x_0 WITH $|x_0| = 5$.

population size	1	5	9	13	17
hitting time	82774	1411	370	188	116
running time	82774	7055	3330	2444	1972

VII. DISCUSSION (CASE STUDY 7)

It must be pointed out that population scalability depends on the benchmark EA. Let's show this through a simple instance of Fully-Deceptive functions. Let $x \in \{0, 1\}^2$ be a binary string with length 2. The fitness function is given by

$$f(x) = \begin{cases} 3, & \text{if } |x| = 0, \\ |x|, & \text{if } |x| = 1, 2. \end{cases} \tag{52}$$

If the benchmark $(1+1)$ EA is changed from elitist selection to random selection, then using a population cannot shorten the running time any more.

- **Bitwise Mutation.** Flip each bit with probability $1/n$.
- **Random Selection.** Select one individual from $\Phi_t \cup \Psi_t$ at random.

Let 0, 1, 2 represent the states $|x| = 0, 1, 2$ respectively. Transition probabilities of the $(1+1)$ EA among non-optimal states are given in Table VI.

According to Theorem 1, the expected hitting time of the $(1+1)$ EA satisfies a linear equation system:

$$\begin{cases} \frac{3}{8}g^{(1+1)}(1) - \frac{1}{8}g^{(1+1)}(2) = 1, \\ -\frac{1}{4}g^{(1+1)}(1) + \frac{2}{4}g^{(1+1)}(2) = 1. \end{cases} \tag{53}$$

Solving the equations, we get the expected hitting time as follows:

$$g^{(1+1)}(1) = g^{(1+1)}(2) = 4. \tag{54}$$

TABLE VI
TRANSITION PROBABILITIES AMONG NON-OPTIMAL STATES

$p(x, y)$	1	2
1	$\frac{5}{8}$	$\frac{1}{8}$
2	$\frac{1}{4}$	$\frac{2}{4}$

Starting from any non-optimal state, the expected running time of the $(1 + 1)$ EA equals to its expected hitting time ($= 4$).

Now we consider a simple $(2 + 2)$ EA which runs the two copies of the above $(1 + 1)$ EA independently. Let (i, j) represent the population state such that $|x_1| = i$, $|x_2| = j$ where $i, j = 0, 1, 2$. Transition probabilities of the $(2+2)$ EA among non-optimal states are given in Table VII.

TABLE VII
TRANSITION PROBABILITIES AMONG NON-OPTIMAL STATES

$p(x, y)$	(1, 1)	(1, 2)	(2, 1)	(2, 2)
(1, 1)	$\frac{5}{8} \cdot \frac{5}{8}$	$\frac{5}{8} \cdot \frac{1}{8}$	$\frac{1}{8} \cdot \frac{5}{8}$	$\frac{1}{8} \cdot \frac{1}{8}$
(1, 2)	$\frac{5}{8} \cdot \frac{1}{4}$	$\frac{5}{8} \cdot \frac{2}{4}$	$\frac{1}{8} \cdot \frac{1}{4}$	$\frac{1}{8} \cdot \frac{2}{4}$
(2, 1)	$\frac{1}{4} \cdot \frac{5}{8}$	$\frac{1}{4} \cdot \frac{1}{8}$	$\frac{2}{4} \cdot \frac{5}{8}$	$\frac{2}{4} \cdot \frac{1}{8}$
(2, 2)	$\frac{1}{4} \cdot \frac{1}{4}$	$\frac{1}{4} \cdot \frac{2}{4}$	$\frac{2}{4} \cdot \frac{1}{4}$	$\frac{2}{4} \cdot \frac{2}{4}$

According to Theorem 1, the expected hitting time of the $(2+2)$ EA satisfies a linear equation system:

$$\begin{cases} \frac{39}{64}g^{(2+2)}(1, 1) - \frac{5}{64}g^{(2+2)}(1, 2) \\ \quad - \frac{5}{64}g^{(2+2)}(2, 1) - \frac{1}{64}g^{(2+2)}(2, 2) = 1, \\ -\frac{5}{32}g^{(2+2)}(1, 1) + \frac{22}{32}g^{(2+2)}(1, 2) \\ \quad - \frac{1}{32}g^{(2+2)}(2, 1) - \frac{2}{32}g^{(2+2)}(2, 2) = 1, \\ -\frac{5}{32}g^{(2+2)}(1, 1) - \frac{1}{32}g^{(2+2)}(1, 2) \\ \quad + \frac{22}{32}g^{(2+2)}(2, 1) - \frac{2}{32}g^{(2+2)}(2, 2) = 1, \\ -\frac{1}{16}g^{(2+2)}(1, 1) - \frac{2}{16}g^{(2+2)}(1, 2) \\ \quad - \frac{2}{16}g^{(2+2)}(2, 1) + \frac{12}{16}g^{(2+2)}(2, 2) = 1. \end{cases} \quad (55)$$

Solving the equations, we get the expected hitting time as follows:

$$g^{(2+2)}(1,1)=g^{(2+2)}(1,2)=g^{(2+2)}(2,1)=g^{(2+2)}(2,2) = \frac{16}{7}. \quad (56)$$

Starting from any non-optimal state, the expected running time of the $(2 + 2)$ EA is $32/7 \geq 4$. It is greater than that of the $(1 + 1)$ EA.

Therefore using a population doesn't shorten the expected running time on the Fully-Deceptive function if the EA uses random selection. The reason is simple: the $(1 + 1)$ EA with random selection can accept a worse solution. Hence using a population doesn't help too much.

VIII. CONCLUSIONS

This paper proposes population scalability for studying how population-size affects the computation time of population-based EAs. Population scalability is the ratio of the expected hitting time between a benchmark EA and an EA using a larger population size. Average drift analysis is presented as a tool of comparing the expected hitting time of two EAs and estimating lower and upper bounds on population scalability.

The main results can be regarded as a rigorous analysis of several intuitive beliefs.

- 1) "Using a population may reduce the expected hitting time of an EA to find an optimal point." This belief is not always true. Two counter-examples are given, which are a $(1 + \lambda)$ EA on two-paths-II functions and a $(\mu + 1)$ EA on unimodal functions.
- 2) "Using a population cannot shorten the expected running time of an elitist EA on unimodal functions." This belief is always true for any $(\mu + \lambda)$ EAs with elitist selection on unimodal functions in terms of the time-fitness landscape. But it is not always true in terms of the distance-based fitness landscape.
- 3) "Using a population can reduce the expected running time of an EA on fully-deceptive functions." This belief is not always true. It is true for a $(\lambda + \lambda)$ EA if the benchmark $(1 + 1)$ EA uses elitist selection, but not true if the benchmark EA uses random selection.

There exist many open questions, for example, how to estimate the scalability threshold? how to analyse population scalability of EAs with crossover? what practical criteria can be used in judging population scalability? what is the optimal population size that maximises population scalability?

ACKNOWLEDGEMENT

The authors would like to thank Dr. Tianshi Chen for his useful comments on deceptive functions and the late Dr. Boris Mitavskiy for his useful comments on two-paths functions.

REFERENCES

- [1] A. Prügel-Bennett, "Benefits of a population: five mechanisms that advantage population-based algorithms," *IEEE Transactions on Evolutionary Computation*, vol. 14, no. 4, pp. 500–517, 2010.
- [2] D. Goldberg, K. Deb, and J. Clark, "Genetic algorithms, noise, and the sizing of populations," *Complex Systems*, vol. 6, pp. 333–362, 1992.
- [3] H. Mühlenbein and D. Schlierkamp-Voosen, "The science of breeding and its application to the breeder genetic algorithm (BGA)," *Evolutionary Computation*, vol. 1, no. 4, pp. 335–360, 1993.
- [4] J. Arabas, Z. Michalewicz, and J. Mulawka, "GAVaPS—a genetic algorithm with varying population size," in *Proceedings of the IEEE Conference on World Congress on Computational Intelligence*. IEEE, 1994, pp. 73–78.
- [5] A. Eiben, R. Hinterding, and Z. Michalewicz, "Parameter control in evolutionary algorithms," *IEEE Transactions on Evolutionary Computation*, vol. 3, no. 2, pp. 124–141, 1999.
- [6] G. Harik, E. Cantú-Paz, D. Goldberg, and B. Miller, "The gambler's ruin problem, genetic algorithms, and the sizing of populations," *Evolutionary Computation*, vol. 7, no. 3, pp. 231–253, 1999.
- [7] J. He and X. Yao, "From an individual to a population: An analysis of the first hitting time of population-based evolutionary algorithms," *IEEE Transactions on Evolutionary Computation*, vol. 6, no. 5, pp. 495–511, 2002.
- [8] T. Jansen, K. de Jong, and I. Wegener, "On the choice of the offspring population size in evolutionary algorithms," *Evolutionary Computation*, vol. 13, no. 4, pp. 413–440, 2005.
- [9] J. Jägersküpper and C. Witt, "Rigorous runtime analysis of a $(\mu + 1)$ ES for the sphere function," in *Proceedings of the 2005 Conference on Genetic and Evolutionary Computation*, H.-G. Beyer and U.-M. O'Reilly, Eds. Washington DC, USA: ACM, 2005, pp. 849–856.
- [10] C. Witt, "Population size versus runtime of a simple evolutionary algorithm," *Theoretical Computer Science*, vol. 403, no. 1, pp. 104–120, 2008.
- [11] T. Storch, "On the choice of the parent population size," *Evolutionary Computation*, vol. 16, no. 4, pp. 557–578, 2008.
- [12] Y. Yu and Z.-H. Zhou, "A new approach to estimating the expected first hitting time of evolutionary algorithms," *Artificial Intelligence*, vol. 172, no. 15, pp. 1809–1832, 2008.
- [13] P. Oliveto, J. He, and X. Yao, "Analysis of population-based evolutionary algorithms for the vertex cover problem," in *Proceedings of 2008 IEEE Congress on Evolutionary Computation*. IEEE Press, 2008, pp. 1563–1570.
- [14] T. Friedrich, P. Oliveto, D. Sudholt, and C. Witt, "Analysis of diversity-preserving mechanisms for global exploration," *Evolutionary Computation*, vol. 17, no. 4, pp. 455–476, 2009.
- [15] T. Chen, J. He, G. Sun, G. Chen, and X. Yao, "A new approach for analyzing average time complexity of population-based evolutionary algorithms on unimodal problems," *IEEE Transactions on Systems, Man and Cybernetics, Part B*, vol. 39, no. 5, pp. 1092–1106, 2009.
- [16] J. Lässig and D. Sudholt, "Adaptive population models for offspring populations and parallel evolutionary algorithms," in *Proceedings of the 11th International Workshop Foundations of Genetic Algorithms*, H.-G. Beyer and W. B. Langdon, Eds. Schwarzenberg, Austria: ACM, 2011, pp. 181–192.
- [17] J. E. Rowe and D. Sudholt, "The choice of the offspring population size in the $(1, \lambda)$ EA," in *Proceedings of 2012 Genetic and Evolutionary Computation Conference*, T. Soule and J. H. Moore, Eds. ACM, 2012, pp. 1349–1356.
- [18] B. Doerr and M. Künnemann, "How the $(1 + \lambda)$ evolutionary algorithm optimizes linear functions," in *Proceedings of the 15th annual conference on Genetic and evolutionary computation*. ACM, 2013, pp. 1589–1596.
- [19] B. Doerr and M. Künnemann, "Royal road functions and the $(1 + \lambda)$ evolutionary algorithm: Almost no speed-up from larger offspring populations," in *Evolutionary Computation (CEC), 2013 IEEE Congress on*. IEEE, 2013, pp. 424–431.
- [20] P. S. Oliveto and C. Witt, "On the runtime analysis of the simple genetic algorithm," *Theoretical Computer Science*, vol. 545, pp. 2–19, 2014.
- [21] C. Gießen and C. Witt, "Population size vs. mutation strength for the $(1 + \lambda)$ ea on onemax," in *Proceedings of the 2015 on Genetic and Evolutionary Computation Conference*. ACM, 2015, pp. 1439–1446.
- [22] J. He and X. Yao, "Analysis of scalable parallel evolutionary algorithms," in *Proceedings of 2006 IEEE World Congress on Computational Intelligence*. Vancouver, Canada: IEEE Press, July 2006, pp. 427–434.
- [23] —, "Towards an analytic framework for analysing the computation time of evolutionary algorithms," *Artificial Intelligence*, vol. 145, no. 1-2, pp. 59–97, 2003.
- [24] C. Grinstead and J. Snell, *Introduction to Probability*. American Mathematical Society, 1997.
- [25] Y. Zhou and J. He, "A runtime analysis of evolutionary algorithms for constrained optimization problems," *IEEE Transactions on Evolutionary Computation*, vol. 11, no. 5, pp. 608–619, 2007.
- [26] D. Andre and J. Koza, "A parallel implementation of genetic programming that achieves superlinear performance," *Information Sciences*, vol. 106, no. 3-4, pp. 201–218, 1998.
- [27] E. Alba, "Parallel evolutionary algorithms can achieve superlinear performance," *Information Processing Letters*, vol. 82, no. 1, pp. 7–13, 2002.
- [28] E. Alba and M. Tomassini, "Parallelism and evolutionary algorithms," *IEEE Transactions on Evolutionary Computation*, vol. 6, no. 5, pp. 443–462, 2002.
- [29] J. Jägersküpper, "A blend of markov-chain and drift analysis," in *Parallel Problem Solving from Nature PPSN X*, G. Rudolph, T. Jansen, S. Lucas, C. Poloni, and N. Beume, Eds. Springer, 2008, pp. 41–51.
- [30] B. Doerr, "Tutorial: Drift analysis," in *Proceedings of Genetic and Evolutionary Computation Conference 2011*. ACM, 2011, pp. 1311–1320.
- [31] J. He and X. Yao, "Drift analysis and average time complexity of evolutionary algorithms," *Artificial Intelligence*, vol. 127, no. 1, pp. 57–85, 2001.
- [32] J. He, T. Chen, and X. Yao, "On the easiest and hardest fitness functions," *IEEE Transactions on Evolutionary Computation*, vol. 19, no. 2, pp. 295–305, 2015.
- [33] J. He, L. Kang, and Y. Chen, "Convergence of genetic evolution algorithms for optimization," *International Journal of Parallel, Emergent and Distributed Systems*, vol. 5, no. 1, pp. 37–56, 1995.